

# A Plan to Monitor Healthcare Access for Nevada Medicaid Recipients



Medicaid Fee-For-Service Program:

Methods for Assuring Access to  
Covered Medicaid Services

-Updated September 2020-

## Executive Summary

The Nevada Department of Health and Human Services (DHHS) promotes the health and well-being of its residents through the delivery or facilitation of a multitude of essential services to ensure families are strengthened, public health is protected, and individuals achieve their highest level of self-sufficiency. The DHHS is comprised of six Divisions: Aging and Disability Services Division (ADSD); Division of Child and Family Services (DCFS); Division of Health Care Financing and Policy (DHCFP); Division of Public and Behavioral Health (DPBH); Division of Welfare and Supportive Services (DWSS); and the Public Defender.

The DHCFP works in partnership with the Centers for Medicare and Medicaid Services (CMS) to assist in providing quality medical care for eligible individuals and families with low incomes and limited resources, via the Nevada Medicaid and Nevada Check Up (NCU) programs.

The DHCFP's framework for developing an Access to Care Monitoring Review Plan (ACMRP) for the fee-for-service (FFS) Nevada Medicaid population is adapted from a synthesis of several sources, including the agencies within the U.S. Department of Health and Human Services. The DHCFP framework includes the following components:

- A. Characteristics and challenges of the recipient population
- B. Approach for review and analysis
- C. Improving access

The Code of Federal Regulations at 42 CFR 447.203 refers to the requirements for the ACMRP for payment rates and comparisons to the general population. The provision indicates it is necessary for states to compare Medicaid payment rates to the rates of Medicare or private payers. Due to the requirements set forth in Nevada Revised Statute (NRS 686B.080), the information for the rates paid by private payers is considered proprietary and is not subject to disclosure, therefore, the DHCFP will monitor, review, and assess Medicaid rates and compare those rates to the rates paid by Medicare only.

Within the DHCFP framework of the ACMRP, measures were selected to provide a comprehensive overview of health care access in Nevada, while taking into account the limitations of available data sources.

The DHCFP has designed a process for monitoring health care access which includes data collection and trend analysis for identification and interpretation of access to care needs. The DHCFP Quality Chief will oversee the tracking of selected measures, compare with previous studies, and lead quality improvement activities. Upon the identification of healthcare access problems, the DHCFP will analyze each measure in conjunction with public input to identify processes that need improvement and implement a remediation action plan.

## Table of Contents

I. Overview .....	4
II. Characteristics of the Recipient Population .....	6
III. Access Concerns Raised by Recipients .....	8
IV. Comparison Analysis of Nevada Medicaid Payment Rates to Medicare .....	8
V. Review of Current Access to Care .....	9
VI. Nevada Medicaid/Check Up Provider Composition .....	12
VII. Outline of Review Analysis of Services – Access Review Plan .....	15
a. Review Analysis of Primary Care Services .....	17
b. Review Analysis of Physician Specialist Services .....	17
c. Review Analysis of Behavioral Health Services .....	18
d. Review Analysis of Pre- and Post- Natal Obstetric Services (Including Labor and Delivery) .....	18
e. Review Analysis of Home Health Services .....	18
f. Review Analysis of Dental Services .....	18
VIII. Remediation Action Plan .....	19
a. Dental Revisions .....	20
IX. Resources & Link to Nevada Reports .....	21
Attachment A. Facility & Non-Facility Rate Comparison.....	22
Attachment B. Provider Table .....	24

## I. Overview

The mission of the DHCFP is to purchase quality health care services for low-income Nevadans in the most efficient manner possible; promote equal access to health care at an affordable cost to the taxpayers of Nevada; restrain the growth of health care costs; and review Nevada Medicaid and other state health programs to maximize potential federal revenue.

The DHCFP, as part of the DHHS, administers two major health coverage programs which provide health care to Nevadans: (1) Nevada Medicaid provides health care to low-income families, as well as aged, blind, and disabled individuals. Nevada, as part of the Patient Protection and Affordable Care Act (PPACA), expanded the Medicaid program to include low-income childless adults effective January 1, 2014; and (2) NCU, Nevada's Children's Health Insurance Program (CHIP) provides health coverage to low-income, uninsured children who are not eligible for Nevada Medicaid.

The evaluation of healthcare access for all Nevadans is important to the DHHS and the information provided by the other DHHS agencies assists the DHCFP in determining if the Nevada Medicaid and NCU programs are positively affecting recipients' health outcomes.

The DHCFP conducted a Public Hearing on August 13, 2020 to present the proposed budget reduction of 6% to Medicaid providers as approved under Assembly Bill 3 in the Nevada State Legislature 31<sup>st</sup> Special Session. The DHCFP received 28 verbal public comments and 21 written public comments regarding the proposed revisions to the State Plan. All comments opposed the DHCFP applying the 6% rate reduction to providers, and expressed concerns that the proposed rate reductions would impact access to care in Nevada in the following areas: laboratory, imaging, personal care services, neonatal intensive care treatment, oncology, pediatrics, traumatic brain injury habilitation, hospital, anesthesiology, orthopedic, adult day health care, speech therapy, physical therapy, occupational therapy, ground emergency medical transportation, autism spectrum disorder treatment, and mental health services. On August 31, 2020, the DHCFP published a draft ACMRP to our public website and solicited public comment. The ACMRP was posted for 30 days with requests for written feedback to be submitted to [dhcftp@dhcftp.nv.gov](mailto:dhcftp@dhcftp.nv.gov). The DHCFP received one written letter from the Nevada Hospital Association (NHA) regarding the ACMRP report. The areas of concern NHA noted were: the DHCFP ACMRP draft had not reported on public comment provided during the public hearing held for the proposed amendment to the state plan on rate reductions across multiple provider types, the DHCFP ACMRP draft report did not reflect how the supply of medical services is determined by payment rates, belief that the DHCFP's logic in assessing access to care was flawed, concerns the methodology in Attachment A is not sufficient to identify what data was reviewed to determine "high utilizers," and finally, concerns in the changes made to the quality metrics the DHCFP has outlined below in section V. Review of Current Access to Care of this report.

The proposed DHCFP access plan identifies an array of measurement methods and processes. The access monitoring system presented in this document will take into account: (1) the characteristics of the Nevada Medicaid enrollees; (2) the availability of the Nevada Medicaid providers; and (3) utilize a quality improvement process to address access issues. This plan will provide a comprehensive portrayal of healthcare access for the Nevada Medicaid and NCU recipients. Moving

---

forward, the set of measures identified in this document will be used to track trends and identify access deficiencies in Nevada Medicaid.

## II. Characteristics of the Recipient Population

Nevada’s geographical structure as well as the rapid growth in Nevada Medicaid poses challenges in accessing health care. Nevada is made up of 16 counties which include urban, rural, and frontier areas. Due to the rural and frontier nature throughout the state, some recipients must seek medical care outside their residential area. These rural and frontier areas experience scarce providers and services. Residents living near state lines or borders may be geographically closer to out-of-state providers than in-state providers; therefore, Nevada recognizes border catchment areas as in-state providers and continues to seek guidance through the Medical Care Advisory Committee (MCAC) and public workshops in the identification of areas with shortages that impact the Nevada Medicaid recipients’ access to care.

Nevada’s total Medicaid caseload is shown in Figure 1 below. These numbers reflect the average monthly caseloads by state fiscal year (SFY) July 1<sup>st</sup> – June 30<sup>th</sup>. This caseload includes traditionally eligible Medicaid recipients (e.g. children; parents/caretakers; aged, blind, and disabled) as well as the adult expansion population from the Affordable Care Act (ACA).

**Figure 1. Total Medicaid Caseload**

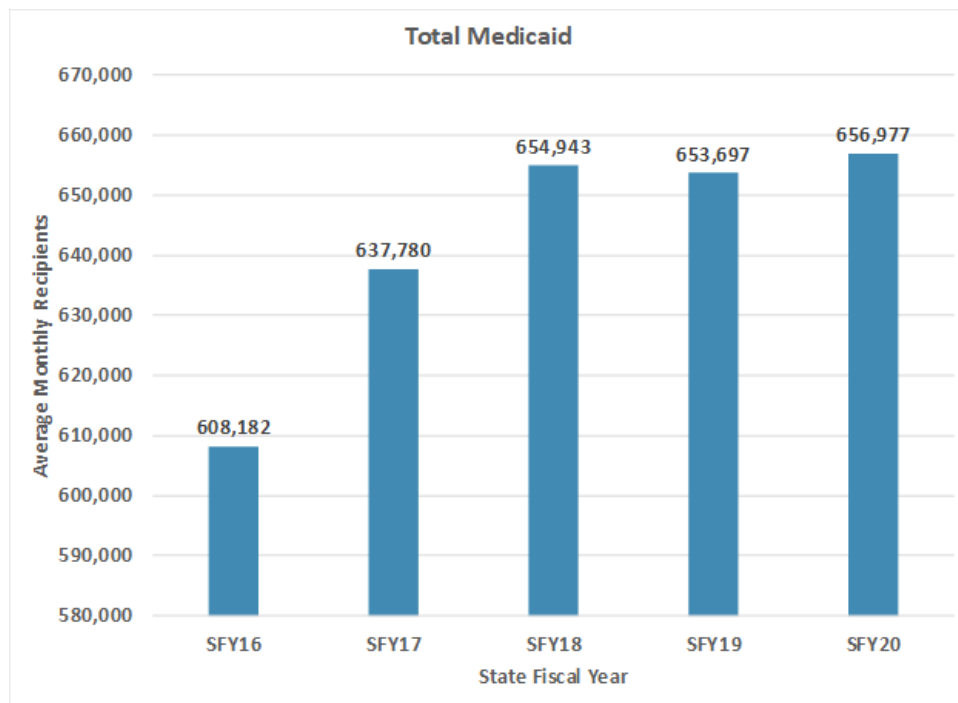
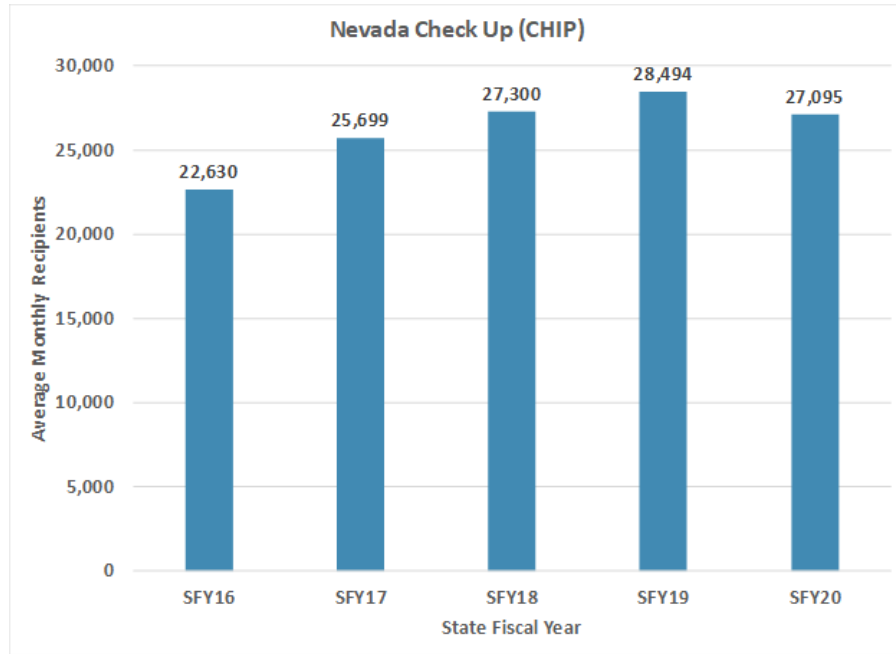


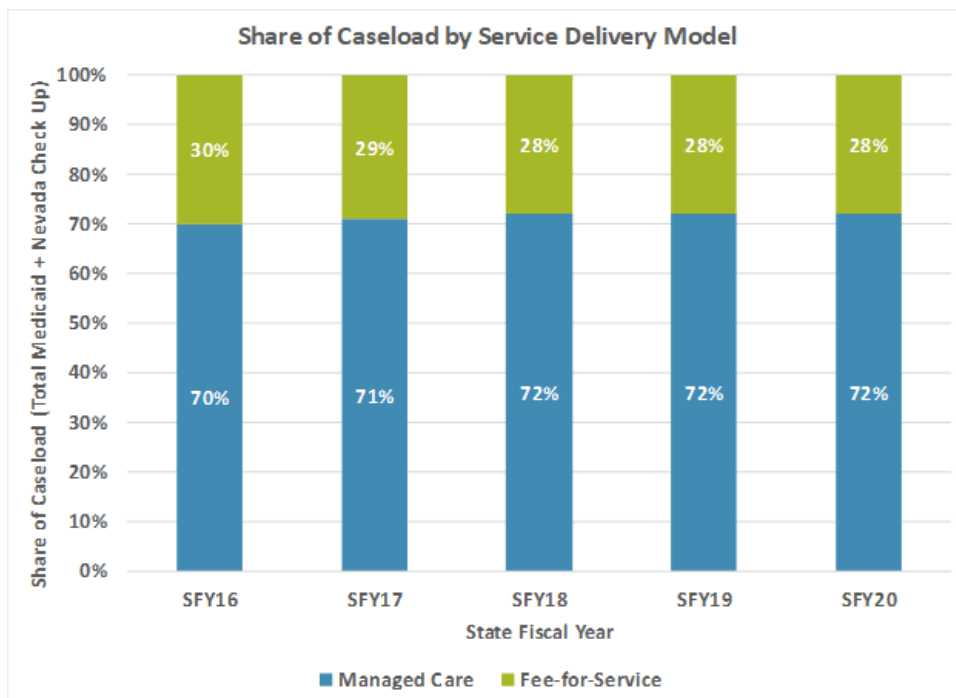
Figure 2 below shows the average monthly caseloads by SFY for the NCU program.

**Figure 2. Nevada Check Up (CHIP) Monthly Caseload**



Nevada has two service delivery models: FFS and managed care (MCO). Currently, the MCO service delivery model consists of three medical managed care plans and a dental benefits administrator (DBA). Approximately 72 percent of the Nevada Medicaid and NCU recipients are enrolled with an MCO. The 28 percent of recipients being served through the FFS model include parents and children, newly eligible adults, individuals with disabilities, the elderly, and all recipients living in rural and frontier areas. Figure 3 below shows that the share of recipients enrolled with the MCO model has been relatively stable during the last five SFYs.

**Figure 3. Share of Caseload by Service Delivery Model**



### **III. Access Concerns Raised by Recipients**

The DHCFP currently gathers information from recipients regarding access to care through customer service phone lines, public workshops, public hearings, stakeholder meetings, and through the legislative process. The customer phone service line is a toll-free line operated through the four DHCFP district offices (DO). Customer service representatives will assist callers to find health care providers or will refer the recipient to a Health Care Coordinator (HCC) if more assistance is required or an access to care issue is apparent. The DHCFP currently tracks recipient access to care concerns through a case management system. The customer service phone line is similar to the DWSS customer service call center and the MCO customer service line. These customer service systems and staff work together when necessary to provide referrals and information to recipients.

The DHCFP staff also attends stakeholder councils, consortiums, and boards where stakeholders share concerns and develop long term strategic plans. In addition, the DHCFP gathers input through legislative meetings and testimony.

The State continues to hold public workshops and hearings to solicit public input including provider qualifications and potential access issues when services are developed or changed.

### **IV. Comparison Analysis of Nevada Medicaid Payment Rates to Medicare**

The data provided in Attachment A is a rate comparison between Medicare and Medicaid rates for calendar year 2019. Nevada Medicare rates are based on the methodology defined in the Nevada Medicaid State Plan. The DHCFP reimburses the same amount for adults and children for the comparison provided in Attachment A.

The information below is taken from the Nevada Medicaid State Plan and provides the methodology currently used for most provider types included in the rate comparison:

Payment for services using Current Procedural Terminology (CPT) codes will be calculated using the January 1, 2014 unit values for the Nevada-specific resource based relative value scale (RBRVS) and the 2014 Medicare Physician Fee Schedule conversion factor.

The methodology varies depending on code ranges and are based on Medicare facility or non-facility rates. The rate comparison in Attachment A breaks out the facility rates and non-facility rate comparisons. Percentages for the service codes and provider types are outlined in the Nevada Medicaid State Plan.

The rate methodology for Dental services is currently based on the following:

Services billed using CPT codes will be calculated using unit values for the Nevada-specific RBRVS for the year that the specific CPT code was set in the system and the 2002 Medicare Physician Fee Schedule conversion factor. Payment will be the lower of billed charges, or the



amounts specified below:

- a. Surgical Codes 10000 – 58999 and 60000 – 69999 will be reimbursed at 100% of the Medicare facility rate.
- b. Radiology Codes 70000 – 79999 will be reimbursed at 100% of the Medicare facility rate.
- c. Evaluation and Management Codes 99201 – 99499 will be reimbursed at 85% of the Medicare non-facility rate.

The tables in Attachment A provide a sampling of the procedures with the highest utilization for the services outlined in the Access to Care guidance. The rates for Utah Medicaid have been used in the rate comparison.

Due to the requirements set forth in the Nevada Revised Statute (NRS) 686B.080, an analysis was not performed comparing the Nevada Medicaid rates to other payers, as the information for rates is considered proprietary and is not subject to disclosure.

Prior to submitting a State Plan Amendment (SPA), Nevada currently reviews any rate changes to identify the impact on access to care. When preparing a SPA that reduces rates or restructures provider payment, an access review may be conducted that is relevant to the affected service prior to submission in order to determine any potential impact of access to care. The results will be provided to the CMS for their review when the SPA is submitted. An exception would be if an access review were completed that addresses the affected service within the 12 months prior to the SPA submission. In those instances, Nevada Medicaid will continue to provide the previous review to the CMS. The SPAs submitted in 2017 to the CMS were in support of review and analysis for Physician services.

## **V. Review of Current Access to Care**

In 2017, the DHCFP expected to receive budget appropriations that would have allowed the DHCFP to continue to contract with our External Quality Review Organization (EQRO) vendor to evaluate Nevada's Medicaid provider network. The purpose would have been to estimate provider capacity, geographic distribution, and appointment availability for all the Nevada Medicaid populations regardless of delivery system. Unfortunately, the DHCFP did not receive the expected budget for this activity, and instead was required to build an internal access to care review process. Currently, the DHCFP utilizes claims data reviews to monitor and trend four areas: 1. Active Providers: Comparing the number of providers that are enrolled in Nevada Medicaid to the number of providers that are billing for services; 2. Recipient Utilization: Trending the number of recipients that are accessing services by region and monitoring fluctuation in increases and decreases over time; 3. Recipient Penetration Rates: Monitoring the recipient penetration rate by reviewing service utilizers compared to enrolled recipients; and 4. Analyzing the top 10 diagnosis codes in each

region by provider type, reviewing how many specialists are enrolled within that provider type, and analyzing the number of enrolled providers that are billing for services related to the diagnoses.

The DHCFP reviews these metrics on a quarterly basis. If significant changes are noted, then the DHCFP quality staff will present these changes to executive leadership who will assign multidisciplinary staff to participate in a Quality Improvement Team (QIT) to review the data and implement strategies and corrective actions to address access outcomes.

### Measure 1

1. Claims data review: Compare number of providers enrolled to the number of providers billing for services. Trend over time and monitor increases and decreases in each geographic region.												
Benefit Program	TXIX (Medicaid)											
County	Clark County			Washoe County			All Other Nevada Counties			Total		
	Enrolled Providers	Billing Providers	RATE	Enrolled Providers	Billing Providers	RATE	Enrolled Providers	Billing Providers	RATE	Enrolled Providers	Billing Providers	RATE
Fiscal Year												
FY 2016	16,794	3,693	22%	4,134	1,034	25%	2,440	768	31%	23,368	5,133	22%
FY 2017	17,217	3,656	21%	4,340	1,004	23%	2,430	780	32%	23,987	5,069	21%
FY 2018	17,200	3,873	23%	4,435	1,029	23%	2,403	817	34%	24,038	5,303	22%
FY 2019	18,167	3,978	22%	4,769	1,017	21%	2,415	804	33%	25,351	5,421	21%

### Measure 2

2. Claims data review: number of members accessing services by region. Trend over time and monitor increases and decreases in each geographic region.				
Benefit Program	TXIX (Medicaid)			
County	Patients			
	Clark County	Washoe County	All Other Nevada Counties	Unique Total
Fiscal Year				
FY 2016	148,023	30,449	60,019	238,483
FY 2017	121,302	24,513	62,220	208,015
FY 2018	94,247	19,945	63,185	177,347
FY 2019	94,972	19,486	64,211	178,037

### Measure 3

3. Claims data review: number of service utilizers divided by the number of recipients eligible for services. Monitor penetration rate over time by geographic												
Benefit Program	TXIX (Medicaid)											
County	Clark County			Washoe County			All Other Nevada Counties			Unique Total		
	Patients	Recipients	Penetration Rate	Patients	Recipients	Penetration Rate	Patients	Recipients	Penetration Rate	Patients	Recipients	Penetration Rate
Fiscal Year												
FY 2016	148,023	306,298	48.33%	30,449	57,294	53.15%	60,019	76,015	78.96%	238,483	439,585	54.25%
FY 2017	121,302	230,158	52.70%	24,513	42,092	58.24%	62,220	78,253	79.51%	208,015	350,503	59.35%
FY 2018	94,247	156,228	60.33%	19,945	31,839	62.64%	63,185	80,274	78.71%	177,347	265,902	66.70%
FY 2019	94,972	156,951	60.51%	19,486	29,885	65.20%	64,211	80,641	79.63%	178,037	267,477	66.56%

**Measure 4**

4. Claims data review: Top 10 diagnoses by utilization. Trend over time. Monitor diagnoses to provider type. Analyze number of providers are enrolled and how many are billing for related services by geographic region.

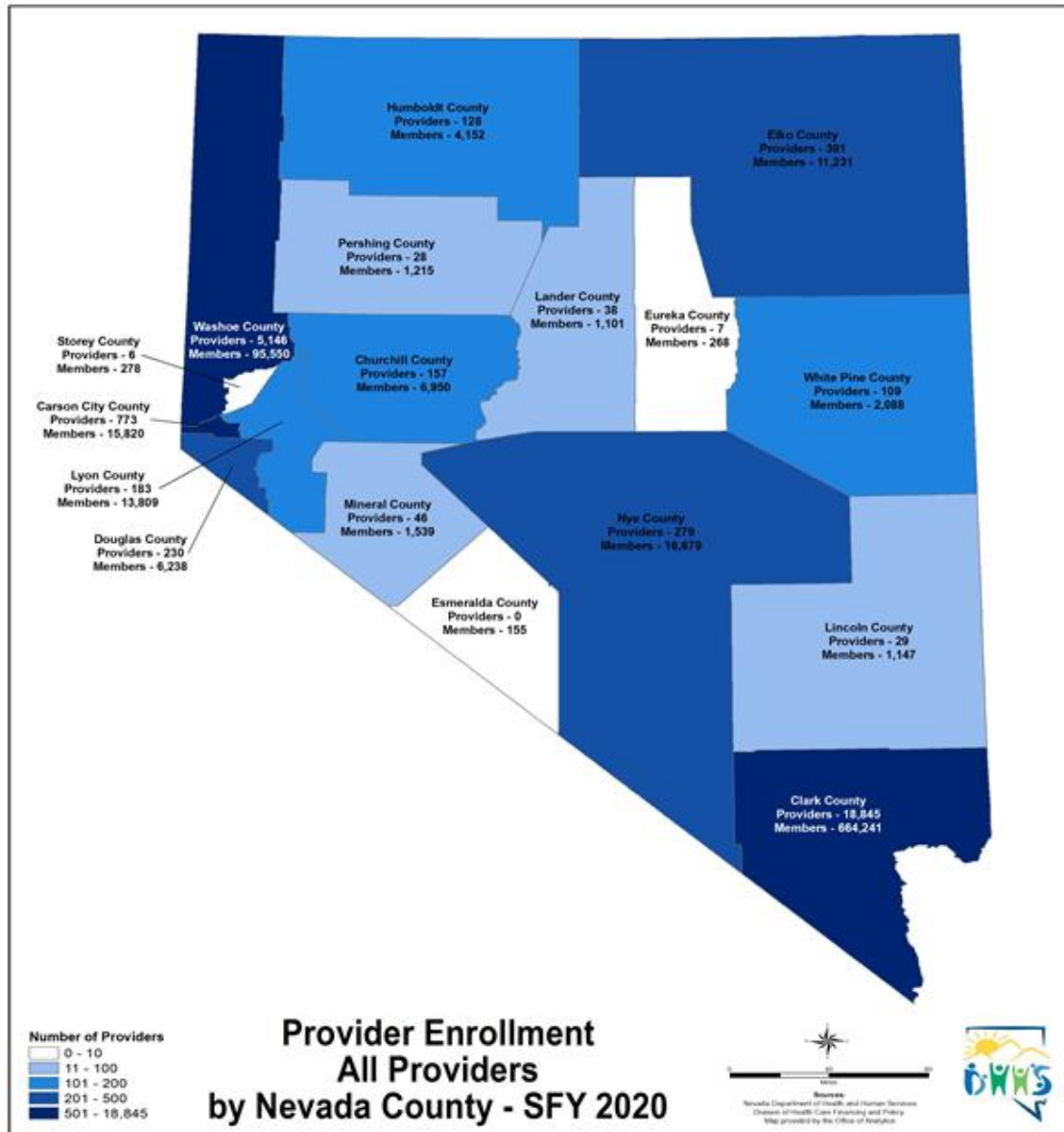
Benefit Program			TXIX (Medicaid)			
			Patients			
Fiscal Year			FY 2016	FY 2017	FY 2018	FY 2019
Clark County	Diagnosis Code Principal	Diagnosis Principal				
	I10	Essential (primary) hypertension	17,496	21,281	21,016	20,925
	Z0120	Encounter for dental examination and cleaning without abnormal findings	15,145	16,914	15,297	13,112
	R0789	Oth chest pain	7,115	10,081	10,283	10,379
	E119	Type 2 diabetes mellitus without complications	9,360	10,820	10,342	9,858
	R079	Chest pain, unspecified	8,959	10,448	9,826	9,584
	R0602	Shortness of breath	7,280	8,856	9,001	8,701
	M545	Low back pain	8,333	9,825	9,398	8,641
	Z00129	Encounter for routine child health exam without abnormal findings	10,156	12,071	8,470	8,336
	R109	Unspecified abdominal pain	7,178	8,787	8,400	7,996
	R05	Cough	7,013	7,618	7,734	7,189
<b>Washoe County</b>	I10	Essential (primary) hypertension	2,672	3,044	2,784	2,661
	Z23	Encounter for immunization	2,768	2,794	2,381	2,444
	Z0120	Encounter for dental examination and cleaning without abnormal findings	2,906	2,990	2,492	2,018
	R0602	Shortness of breath	1,261	1,619	1,561	1,688
	E119	Type 2 diabetes mellitus without complications	1,495	1,639	1,501	1,504
	R079	Chest pain, unspecified	1,480	1,691	1,507	1,375
	Z00129	Encounter for routine child health exam without abnormal findings	1,982	2,150	1,601	1,375
	M545	Low back pain	1,293	1,704	1,528	1,358
	R109	Unspecified abdominal pain	1,401	1,695	1,373	1,220
	R0789	Oth chest pain	1,002	1,382	1,198	1,201
<b>All Other Counties</b>	Z0120	Encounter for dental examination and cleaning without abnormal findings	12,486	15,286	14,736	13,708
	Z00129	Encounter for routine child health exam without abnormal findings	5,857	8,114	8,048	8,327
	Z23	Encounter for immunization	5,956	7,987	7,998	7,116
	H5213	Myopia, bilateral	4,634	6,472	5,912	6,140
	J069	Acute upper respiratory infection, unspecified	5,099	6,240	6,451	5,919
	I10	Essential (primary) hypertension	3,979	5,058	4,982	5,036
	H5203	Hypermetropia, bilateral	3,326	4,487	4,353	4,815
	R05	Cough	3,525	3,766	4,509	4,018
	M545	Low back pain	3,184	3,966	3,954	3,660
	R109	Unspecified abdominal pain	3,101	3,892	3,700	3,647

\*Top 10 Primary ICD10 Diagnoses in FY19

## VI. Nevada Medicaid/Nevada Check Up Provider Composition

Figure 4 below is the geographic mapping of Nevada providers per 1,000 Nevada Medicaid recipients:

**Figure 4. Fee-for-Service (FFS) Providers**



The geographical structure of Nevada is made up of 16 counties with unique demographic and clinical characteristics. Through geographical analysis studies, a complete understanding of the population we serve will ensure that all recipients are able to successfully obtain the healthcare services they need and are entitled to under Federal and State law.

Table 1 below shows the provider enrollment for primary care, specialist, dental, pre- and post-natal, behavioral health, and home health in SFY20 for each county.

**Table 1. Provider enrollment within each county SFY 2020**

County	Provider Enrollment SFY 2020*									
	Primary Care	Specialist	Dental	Pre & Post Natal	Behavioral Health	Home Health	FFS Medicaid Population	MCO Medicaid Population	Total Medicaid Population**	***Nevada Population
CARSON CITY	225	235	18	12	110		15,507	816	15,820	56,414
CHURCHILL	53	51	6	8	17		6,727	452	6,950	25,850
CLARK	4,329	6,403	923	339	4,943	57	159,034	550,180	664,241	2,318,142
DOUGLAS	82	125	8		42		6,066	334	6,238	49,654
ELKO	88	191	19	8	26	1	11,129	273	11,231	54,365
ESMERALDA							122	41	155	973
EUREKA	4	1					264	15	268	1,931
HUMBOLDT	51	51	1	2	4		4,123	104	4,152	16,846
LANDER	20	6	1		3		1,088	32	1,101	5,962
LINCOLN	15	6	1		2		1,045	138	1,147	5,199
LYON	50	40	18	1	43		13,578	737	13,809	57,778
MIINERAL	23	8	1	0	2		1,525	51	1,539	4,561
NYE	95	71	9		85		16,301	1,114	16,679	48,863
PERSHING	12	5			3		1,198	64	1,215	6,853
STOREY	2				2		230	63	278	4,455
WASHOE	1,089	1,837	156	73	1,171	7	28,597	74,486	95,550	478,051
WHITE PINE	25	47	1	4	13		2,056	98	2,088	10,581
<b>TOTAL</b>	<b>6,163</b>	<b>9,077</b>	<b>1,162</b>	<b>447</b>	<b>6,466</b>	<b>65</b>	<b>268,590</b>	<b>628,998</b>	<b>842,461</b>	<b>3,146,478</b>

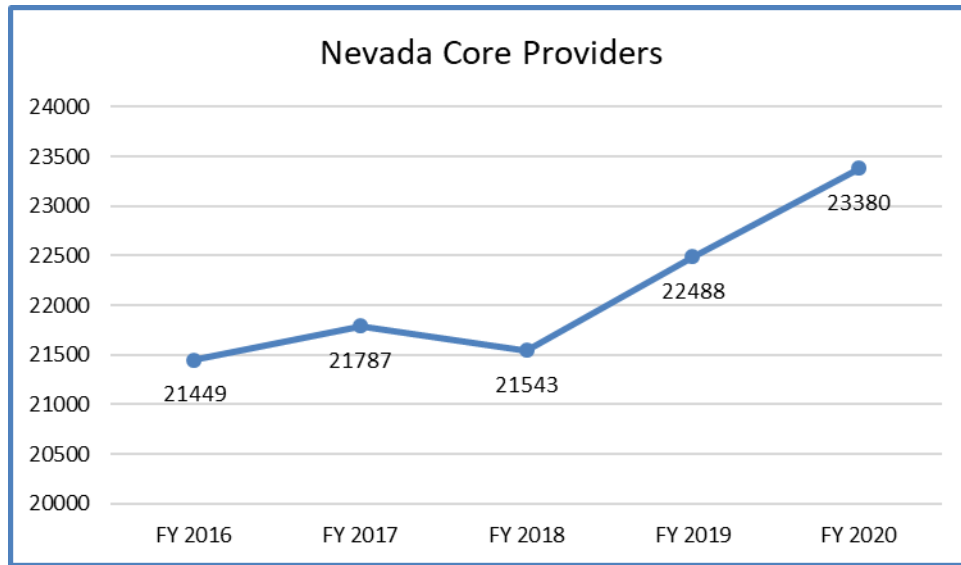
\*Includes Nevada Enrolled Providers (Medicaid/CheckUp, FFS/MCO) at any time in SFY20

\*\*Includes Recipients Enrolled in the Medicaid Program at any time in SFY20; this is an unduplicated count of recipients across service delivery models

\*\*\*CY2020 Baseline Projection (without additional factors) based on State Demographer Nevada County Population Projections Report

Figure 5 reflects the number of core providers that enrolled in FFS from SFY16 to SFY20. This reflects that enrollment in core providers has increased from 21,449 providers in SFY16 to 23,380 providers in SFY20 resulting in a 9 percent increase.

**Figure. 5 Enrolled Primary Core Providers 2016 - 2020**



See Attachment B for the outline of each of the primary core categories of services used as a basis for the projected measure guidelines within the ACMRP, providers identified by provider type and specialty code.

## **VII. Outline of Review Analysis of Services**

### **Access Review Plan**

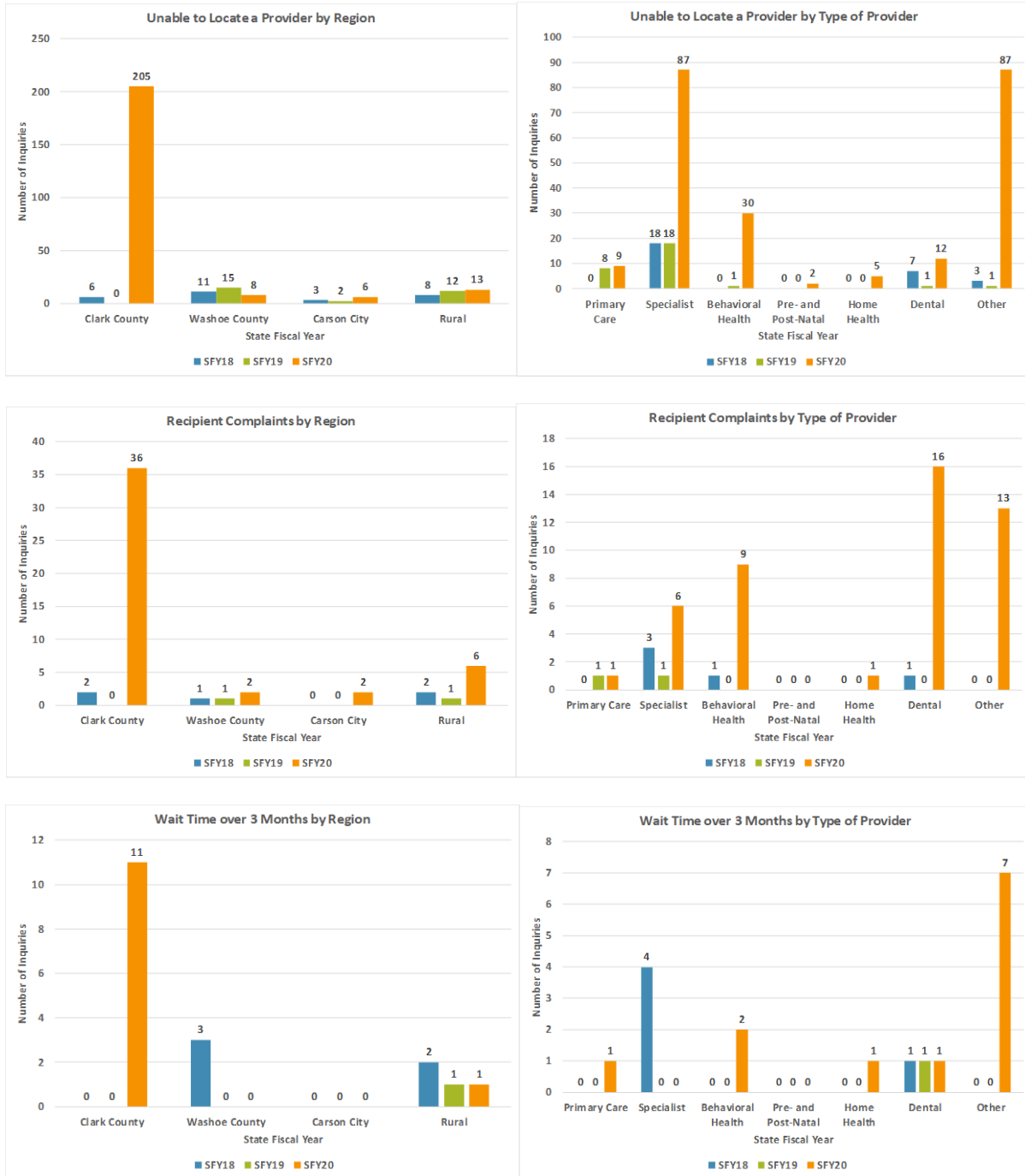
The DHCFP will put the monitoring procedures in place for primary care services, physician specialists, behavioral health services, pre- and post-natal obstetric services, home health services, and dental services. The plan will evaluate access to care issues and implement process improvement. The overall plan will be to implement, continue, or improve current processes to identify the extent to which provider payment rates are consistent with efficiency, economy, and quality of care. Nevada's aim is to enlist enough providers so that the care and services available to the general population in the geographic area are also available to Nevada Medicaid recipients. The DHCFP will also evaluate network composition and availability to address recipient concerns.

Access to care inquiries from the Nevada Medicaid recipients under the FFS delivery model are assigned to a HCC in the DHCFP DOs. Any Nevada Medicaid recipient assigned to an MCO who calls the customer service line will be referred to the assigned MCO for assistance. For SFY 2018 and SFY 2019, the DHCFP monitored recipient access to care calls by entering data pertaining to the reason for the call in the form of an electronic tracking log. This data identifies the access to care issues that include: unable to locate provider, wait time over three months and complaints with no action by the DHCFP DO's required. Four main regions were used; Urban Washoe, Clark, Carson and Rural.

Beginning in SFY20, access to care issues referred to the HCC for follow-up, are now entered into a case management tool, Social Assistance Management System (SAMS). The SAMS system also tracks information related to provider types based on the five main categories outlined by the CMS: Behavioral Health, Primary Care Physician, Dentist, Primary Care Physician Surgeon, Dental Surgeon. We included an 'other' category for those issues related to all other providers.

The following graphs depict the information gathered by HCC’s who have received referrals due to a reported access to care issue. The information below is separated into region, access to care issues, and provider types.

**Figure. 6 Referrals Due to Access to Care Issues**



Because access to care issues are now being tracked through SAMS, our efforts to capture this data are greatly improved compared to prior fiscal years. Continual tracking may give the DHCFP a better indication of access to care issues. The majority of Nevada’s population resides in Clark county, even with a more robust provider pool, it is foreseeable that more recipients in this county may experience access to care issues.



## Comparison Analysis of Nevada Medicaid Payment Rates to Medicare

The DHCFP will complete an ongoing review and analysis for the identified core provider types at a minimum of every three years. The DHCFP will also monitor access for any affected provider groups after implementation of a SPA that reduces or restructures provider payment that takes into consideration: enrollee needs; availability of care and providers; utilization of services; and service payment information.

### Additional Activities

In addition to the above discussed processes, the DHCFP's monitoring activities will consist of gathering and analyzing information from public workshops and hearings, stakeholder meetings, and through the legislative process. This will be done throughout the year for each of the six core focused provider categories of this plan to identify early indications of changes in health care access.

#### a. Review Analysis of Primary Care Services

For the purpose of the ACMRP, Nevada's primary care services include Physicians, Physician Assistants, Nurse Practitioners, Pediatricians, and those with a focus in the area of family health. Primary care services also include special clinics consisting of Federally Qualified Health Centers (FQHCs) and Rural Health Clinics (RHCs). Table 2 below is a snapshot of the number of FQHCs/RHCs locations. Trended over time, Nevada's FQHCs/RHCs increased from 48 clinics in SFY16 to 61 in SFY20 resulting in a 27 percent increase in the number of FQHCs/RHCs.

**Table 2. FQHC/RHC**

Provider Type/Specialty	SFY16	SFY17	SFY18	SFY19	SFY20
180 Rural Health Clinic	13	13	14	16	16
181 Federally Qualified Health Center	35	38	41	43	45
<b>Total</b>	<b>48</b>	<b>51</b>	<b>55</b>	<b>59</b>	<b>61</b>

Figure 7 shows a snapshot of the six core areas for provider specialties that are enrolled in Nevada Medicaid in the month of July for the period of SFY16 to SFY20. In SFY16, Nevada had a total of 4,413 primary care providers which increased to 6,163 in SFY20 resulting in a 40 percent increase in the number of enrolled primary care providers. This information will continue to be used as the benchmark in Nevada's review of access to care for primary care services.

#### b. Review Analysis of Physician Specialist Services

For the purpose of the ACMRP, Physician Specialist Services were defined by Nevada Medicaid to include specialists such as, but not limited to, Optometrist, Optician, Urologist, Cardiologist, Endocrinologist and Neurologist. Figure 7 shows a snapshot of the number of physician specialists enrolled with Nevada Medicaid in the month of July for the period of SFY16 to SFY20. In SFY16, Nevada had a total of 6,723 specialists enrolled which increased to 9,077 in SFY20 resulting in a 35

percent increase in the number of enrolled specialists. This information will continue to be used as the benchmark in Nevada's review of access to care for Physician Specialist services.

**c. Review Analysis of Behavioral Health Services**

For the purpose of the ACMRP, Behavioral Health services were defined by Nevada Medicaid to include Inpatient Psychiatric Hospitals, Behavioral Health Outpatient Treatment Providers, Psychiatrists, Psychologists, Psychiatric Residential Treatment Facilities (PRTF), and Behavioral Health Rehabilitative Treatment Providers. Figure 7 shows a snapshot of the number of Behavioral Health service providers enrolled with Nevada Medicaid in the month of July for the period of SFY16 to SFY20. In SFY16, Nevada had a total of 8,807 Behavioral Health service providers enrolled which decreased to 6,466 in SFY20 resulting in a 27 percent decrease in the number of enrolled Behavioral Health service providers. This information will continue to be used as the benchmark in Nevada's review of access to care for Behavioral Health service providers.

**d. Review Analysis of Pre- and Post-Natal Obstetric Services including Labor and Delivery**

For the purpose of the ACMRP, Pre-and Post-Natal Obstetric services including Labor and Delivery were defined by Nevada Medicaid to include Obstetricians (OB), Gynecologists (GYN), and Certified Nurse Midwives. Figure 7 shows that in SFY16 Nevada had a total of 406 enrolled OB/GYN providers which increased to 447 in SFY20 resulting in an 11 percent increase. This information will continue to be used as the benchmark in Nevada's review of access to care of Pre- and Post-Natal Obstetric services including Labor and Delivery.

**e. Review Analysis of Home Health Services**

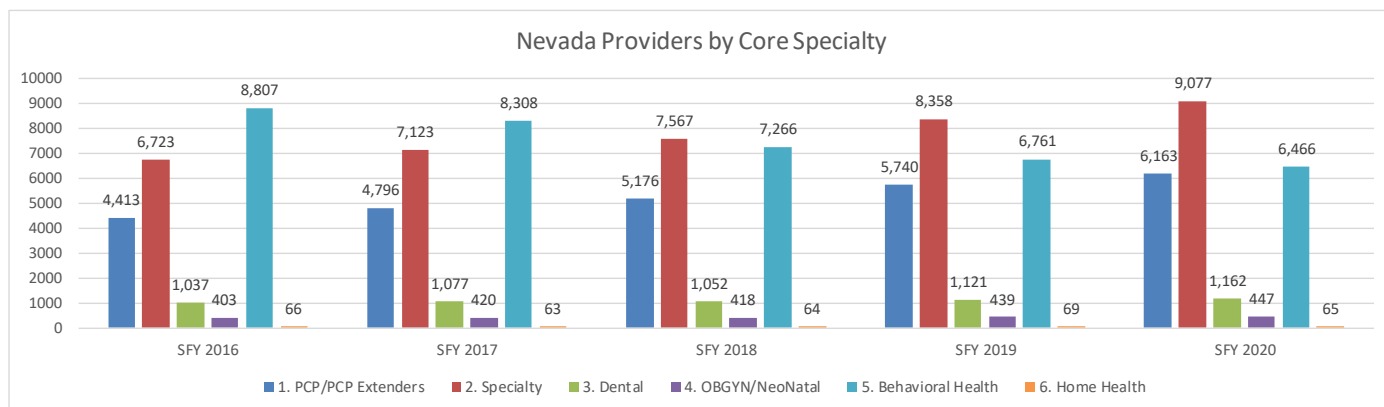
For the purpose of the ACMRP, Home Health services were defined by Nevada Medicaid to include services provided by Home Health Agencies. Figure 7 shows Nevada had a total of 66 home health agencies enrolled in SFY16 which remained stable over the time period to SFY20 with 65 enrolled providers. This information will continue to be used and monitored as the benchmark in Nevada's review of access to care for Home Health services.

**f. Review Analysis of Dental Services**

For the purpose of the ACMRP, Dental services were defined by Nevada Medicaid to include General Dentist, Oral Surgery, Pediatric Dentist, and Dental Hygienist. Figure 7 shows in SFY16, Nevada had a total of 1,037 dentists enrolled as providers. In SFY20, this provider group increased to 1,162 dental providers resulting in a 12.1 percent increase over this time period. This information will continue to be used as the benchmark in Nevada's review of access to care for dental services.

Figure 7 below reflects Nevada's six core focused providers and shows an increase in provider enrollment for SFY 2020 to 23,380.

Figure 7. Providers by Core Specialty 2016 - 2020



Data sources for the analysis of b-f above include:

#### Provider Enrollment

Nevada Medicaid Management Information System (MMIS) claims payment

Medicaid Recipient Eligibility System District

Office Call Center Tool

### VIII. Remediation Action Plan

Nevada Medicaid will use the Plan Do Study Act (PDSA) model in quality improvement initiatives. The model incorporates the idea of continuous quality improvement through a process and problem-solving approach. The continuous quality improvement process will monitor access to care, timeliness of care, recipient satisfaction with their access to care, and a rate analysis. This process will help identify opportunities for improvement that exist throughout the Nevada Medicaid program. Once opportunities have been identified, the DHCFP will implement intervention strategies to improve outcomes and performance, evaluate the interventions, and reassess performance through re-measurement to identify new opportunities for improvement.

As needed, the DHCFP will develop a remediation action plan to address identified access to healthcare issues in the core service areas. Once Nevada becomes aware of a need to correct any access to care issues, an in-depth analysis is conducted. This analysis includes policy research, public input including recipients, and collaboration with the MCAC. Remedial actions may include policy revision, process simplifications, rate adjustment, and/or enhanced provider outreach.

Remediation actions will occur in response to the initial set of review analysis data for the following six services:

- Primary Care Services
- Physician Specialty Services
- Behavioral Health Services
- Pre- and Post-Natal Services
- Home Health Services
- Dental Services

Nevada Medicaid's ongoing plan will include the review and analysis of associated claims data, the DO customer service call center data, and the rates review. An analysis will be completed to determine benchmarks within the first year of the plan, or when a SPA that reduces or restructures provider payment is submitted to the CMS. Information gained from these analyses, as well as stakeholder processes and any remediation activities, will be utilized to update Nevada's ACMRP.

**a. 2017 Dental Revisions**

During the 2017 Legislative Session, an Assembly Bill was passed (AB108) mandating Nevada Medicaid to review all rates including dental on a rotating four-year cycle. There are no Medicare dental rates to compare to as Dental is not a Medicare covered benefit. In 2017, dental services were carved out of the MCO health plans. The DHCFP submitted to the CMS the 1915i(b)(4) Waiver requesting approval to implement a DBA plan. This waiver allows Nevada Medicaid to direct recipients that are enrolled in a mandatory MCO health plan to obtain dental services from a single DBA. A public workshop was held to discuss available options and to allow stakeholder input. Access to care for dental benefits will be monitored by the DHCFP's contracted EQRO vendor, as part of the network adequacy review for MCO recipients. Recipients that receive dental care from Nevada's FFS delivery model will be reviewed and analyzed as outlined in this ACMRP. Changes in utilization may not be directly related to rate reimbursement changes, however, if the DHCFP notices a significant change in utilization patterns it will be reviewed by the DHCFP's QIT.

## IX. Resources & Link to Nevada Reports

1. Nevada Department of Health and Human Services (DHHS) Fact Book, April 2018

<http://dhhs.nv.gov/uploadedFiles/dhhsnv.gov/content/Home/Features/201804-DHHS-Fact-Book-V2.pdf>

2. Nevada Division of Health Care Financing and Policy, External Quality Review- Technical Report SFY 2018-2019, Health Services Advisory Group, November 2019

[http://dhcfnv.gov/uploadedFiles/dhcfpnv.gov/content/Resources/AdminSupport/Reports/NV2018-19\\_EQR\\_TR\\_Report\\_F1\(1\).pdf](http://dhcfnv.gov/uploadedFiles/dhcfpnv.gov/content/Resources/AdminSupport/Reports/NV2018-19_EQR_TR_Report_F1(1).pdf)

3. Nevada Division of Health Care Financing and Policy, Provider Network Access Analysis SFY 2019-2020, Health Services Advisory Group June 2020

URL:

[http://dhcfnv.gov/uploadedFiles/dhcfpnv.gov/content/Resources/AdminSupport/Reports/NV2019-20\\_NAV\\_Report\\_F1.pdf](http://dhcfnv.gov/uploadedFiles/dhcfpnv.gov/content/Resources/AdminSupport/Reports/NV2019-20_NAV_Report_F1.pdf)

4. Nevada Fiscal Agent; DXC (Previously Hewlett Packard Enterprise Services (HPES), 2016 Nevada Medicaid Provider Survey, Provider Web Portal

[https://www.medicaid.nv.gov/Downloads/provider/Survey\\_Results\\_20160708.pdf](https://www.medicaid.nv.gov/Downloads/provider/Survey_Results_20160708.pdf)

## Attachment A. Facility & Non-Facility Rate Comparison

Sampling of the procedures with the highest utilization for the services outlined in the Access to Care guidance. The rates for Utah Medicaid have been used in the rate comparison.

### FACILITY RATES

Procedure Code & Description		Nevada (NV) Medicaid Rates	CY2019 Medicare (MC) Facility (NF) Rates for NV	Utah Medicaid Rates	CY2019 MC Facility Utah
71045	RADIOLOGIC EXAM CHEST SINGLE VIEW	\$9.33	\$9.46	\$6.90	\$9.18
71046	RADIOLOGIC EXAM CHEST 2 VIEWS	\$11.13	\$11.27	\$8.21	\$10.96
70450	CT HEAD/BRAIN W/O CONTRAST MATERIAL	\$43.78	\$44.03	\$33.13	\$42.77
74177	CT ABDOMEN & PELVIS W/CONTRAST MATERIAL	\$94.54	\$94.16	\$59.57	\$91.52
74018	RADIOLOGIC EXAM ABDOMEN 1 VIEW	\$9.33	\$9.46	\$6.90	\$9.18
74176	CT ABDOMEN & PELVIS W/O CONTRAST MATERIAL	\$90.54	\$89.81	\$56.85	\$87.30
59025	FETAL NONSTRESS TEST	\$29.73	\$30.01	\$23.28	\$29.69
71275	CT ANGIOGRAPHY CHEST W/CONTRAST/NONCONTRAST	\$99.66	\$93.80	\$237.45	\$91.19
77065	DIAGNOSTIC MAMMOGRAPHY COMPUTER-AIDED DETCJ UNI	\$138.86	\$136.82	\$97.05	\$128.29
77066	DIAGNOSTIC MAMMOGRAPHY COMPUTER-AIDED DETCJ BI	\$175.52	\$172.21	\$103.03	\$161.47
77067	SCREENING MAMMOGRAPHY BI 2-VIEW BREAST INC CAD	\$141.48	\$139.70	\$99.16	\$130.82
76641	US BREAST UNI REAL TIME WITH IMAGE COMPLETE	\$112.36	\$109.28	\$82.98	\$102.71
76642	US BREAST UNI REAL TIME WITH IMAGE LIMITED	\$92.12	\$89.43	\$68.48	\$84.25

### NON-FACILITY RATES

Procedure Code & Description		Nevada (NV) Medicaid Rates	CY2019 Medicare (MC) Non-Facility (NF) Rates for NV	Utah Medicaid Rates	CY2019 MC NF Rates for Utah
90471	IM ADM PRQ ID SUBQ/IM NJXS 1 VACCINE	\$7.80	\$14.51	\$13.81	\$13.82
90837	PSYCHOTHERAPY W/PATIENT 60 MINUTES	\$108.15	\$142.42	\$132.87	\$139.15
90839	PSYCHOTHERAPY FOR CRISIS INITIAL 60 MINUTES	\$112.55	\$148.57	\$119.64	\$145.17
97110	THERAPEUTIC PX 1/> AREAS EACH 15 MIN EXERCISES	\$16.42	\$31.56	\$27.19	\$30.27
93306	ECHO TTHRC R-T 2D W/WOM-MODE COMPL SPEC&COLR D	\$55.74	\$75.52	\$55.79	\$73.56
95165	PREPJ& ALLERGEN IMMUNOTHERAPY 1/MLT ANTIGEN	\$11.48	\$14.85	\$10.28	\$13.85
99202	OFFICE OUTPATIENT NEW 20 MINUTES	\$73.09	\$77.79	\$56.61	\$74.06
99203	OFFICE OUTPATIENT NEW 30 MINUTES	\$106.04	\$110.17	\$80.68	\$105.15
99201	OFFICE OUTPATIENT NEW 10 MINUTES	\$42.63	\$46.86	\$33.83	\$44.41
90834	PSYCHOTHERAPY W/PATIENT 45 MINUTES	\$73.94	\$95.22	\$106.77	\$93.00
96139	PSYCL/NRPSYCL TST TECH 2+ TST EA ADDL 30 MIN	\$33.41	\$38.66	\$27.31	\$35.66
90832	PSYCHOTHERAPY W/PATIENT 30 MINUTES	\$55.77	\$71.59	\$59.82	\$69.92
96137	PSYCL/NRPSYCL TST PHYS/QHP 2+ TST EA ADDL 30 MIN	\$37.81	\$44.19	\$72.84	\$41.96
90791	PSYCHIATRIC DIAGNOSTIC EVALUATION	\$115.39	\$146.39	\$36.48	\$142.81
96131	PSYCHOLOGICAL TST EVAL SVC PHYS/QHP EA ADDL HOUR	\$76.60	\$94.54	\$145.68	\$92.25
96136	PSYL/NRPSYCL TST PHYS/QHP 2+ TST 1ST 30 MIN	\$40.83	\$48.22	\$72.84	\$45.90
96130	PSYCHOLOGICAL TST EVAL SVC PHYS/QHP FIRST HOUR	\$110.69	\$122.77	\$145.68	\$119.90

Medicare does not cover most dental. The table below provides a comparison of Nevada Medicaid rates to Utah Medicaid Rates:

### DENTAL RATES

Procedure Code & Description		Nevada Medicaid Rates	UTAH Medicaid Rates
D0230	Intraoral radiograph-periapical-each ADDL image	\$5.89	\$10.85
D0274	Bitewings - four radiographic images	\$23.57	\$35.71
D1351	Dental sealant-per tooth	\$23.57	\$29.50
D0120	Periodic oral evaluation-established patient	\$33.24	24.08
D1120	Dental prophylaxis-child	\$57.28	\$38.80
D0140	Limited oral evaluation-problem-focused	\$33.24	\$27.96
D1206	Topical application of fluoride varnish	\$53.30	\$17.87
D0210	Intraoral radiograph-complete series	\$58.94	\$77.62
D1206	Topical application of fluoride varnish	\$53.30	\$17.87
D0220	Intraoral first radiograph-periapical	\$18.86	\$13.98
D0230	Intraoral radiograph-periapical-each ADDL image	\$5.89	\$10.85

## Attachment B: Nevada Six Core Provider Focus Areas

Nevada Six Core Provider Areas		
Identifiers	Provider Type	Provider Specialty
1. Primary Care Services	17 - Special Clinics	180 - Rural Health Clinic
		181 - Federally Qualified Health Center
	20 - Physician, M.D., Osteopath, D.O.	053 - Family Practice
		056 - General Practice
		060 - Internal Medicine
		139 - Pediatrics
	24 - Advanced Practice Registered Nurse	148 - Public Health
All specialties		
77 - Physician Assistant	All specialties	
2. Physician Specialist Services	20 - Physician, M.D., Osteopath, D.O.	All remaining specialties not listed elsewhere
	25 - Optometrist	All specialties
	34 - Therapy	027 - Physical Therapy
		028 - Occupational Therapy
		029 - Speech Pathologist
	41 - Optician, Optical Business	219 - Speech Pathologist (Language)
		All specialties
76 - Audiologist	All specialties	
3. Behavioral Health Services	13 - Psychiatric Hospital, Inpatient	All specialties
	14 - Behavioral Health Outpatient Treatment	All specialties
	17 - Special Clinics	215 - Substance Abuse Agency Model (SAAM)
	20 - Physician, M.D., Osteopath, D.O.	113 - Forensic Psychiatry
		146 - Psychiatry
		147 - Psychiatry-Child
	26 - Psychologist	All specialties
63 - Residential Treatment Center (RTC)	All specialties	
82 - Behavioral Health Rehabilitative Treatment	All specialties	
4. Pre- and Post- Natal Obstetric Services	20 - Physician, M.D., Osteopath, D.O.	062 - Obstetrics/Gynecology
		067 - Neonatology
		117 - Gynecology
		124 - Maternal Fetal Medicine
		129 - Obstetrics
		145 - Perinatal Medicine
	74 - Nurse Midwife	All specialties
5. Home Health	29 - Home Health Agency	All specialties
6. Dental	22 - Dentist	All specialties