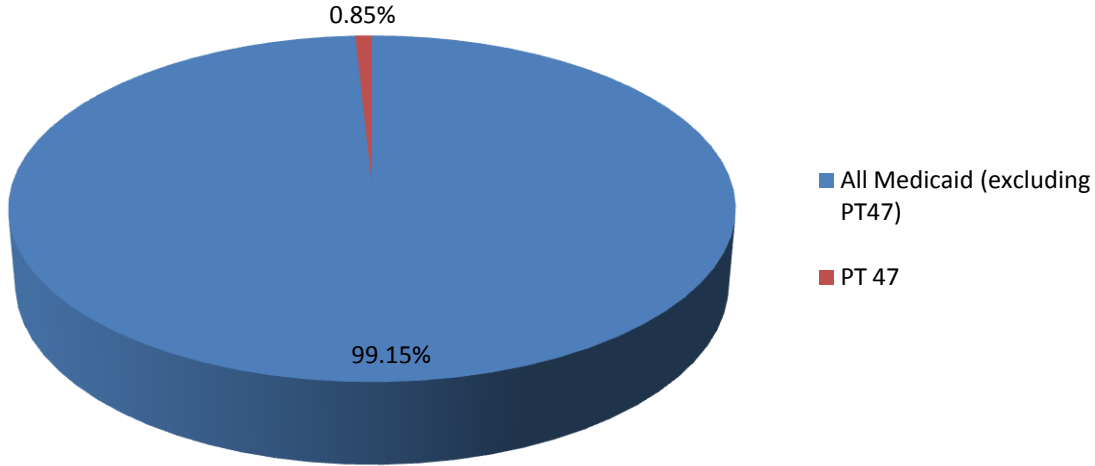


Medicaid Expenditures SFY13



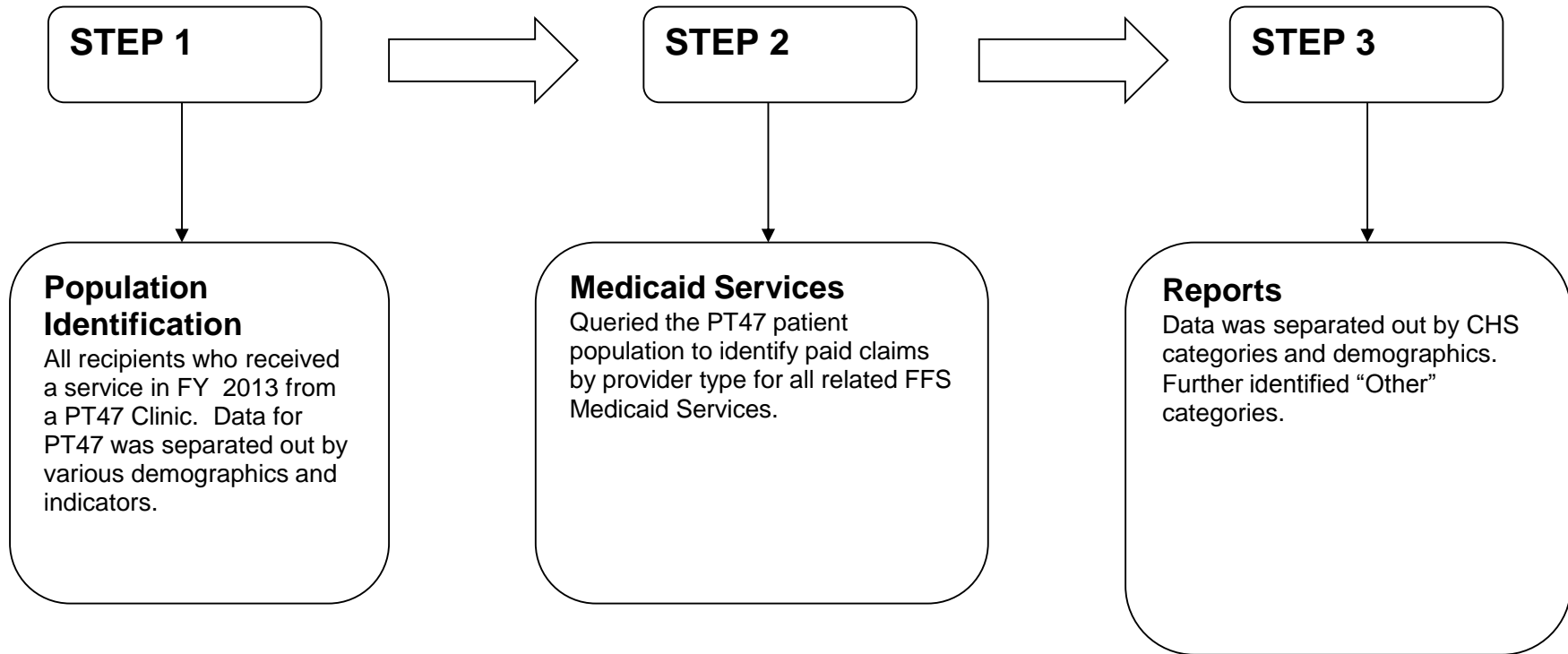
Net Payment all Medicaid (excluding PT47): \$1,107,189,993.41

PT47: \$9,462,144.89 (Due to report run times, PT47 expenditures on this page are inconsistent with remaining reports)

Net Payment is the net amount paid for all claims. It represents the amount after all pricing guidelines have been applied, and all third party, copayment, coinsurance, and deductible amounts have been subtracted.

The DHCFP data warehouse is comprised of claims data submitted by over 15,000 Medicaid providers from within Nevada and across the country. While DHCFP staff conscientiously make their best efforts to validate this data through continuous provider education and the use of a highly experienced audit staff, the Division heavily relies on its providers to submit accurate and complete information on our Medicaid patients. It should therefore be understood by the users of DHCFP reports on disease morbidity and patient health that the data source for these reports is based solely on patient claims data and may not be a complete and comprehensive health record.

Indian Health Program Reports SFY13



Indian Health Program Reports SFY13

Subset	All Data				
Provider Type Claim NV w Code	Patients	Claims Paid	Charge Submitted	Allowed Amount	Net Payment
047 IHS And Tribal Clinics	3,417	29,627	\$9,408,904.48	\$9,525,209.57	\$9,442,698.96

The DHCFP data warehouse is comprised of claims data submitted by over 15,000 Medicaid providers from within Nevada and across the country. While DHCFP staff conscientiously make their best efforts to validate this data through continuous provider education and the use of a highly experienced audit staff, the Division heavily relies on its providers to submit accurate and complete information on our Medicaid patients. It should therefore be understood by the users of DHCFP reports on disease morbidity and patient health that the data source for these reports is based solely on patient claims data and may not be a complete and comprehensive health record.

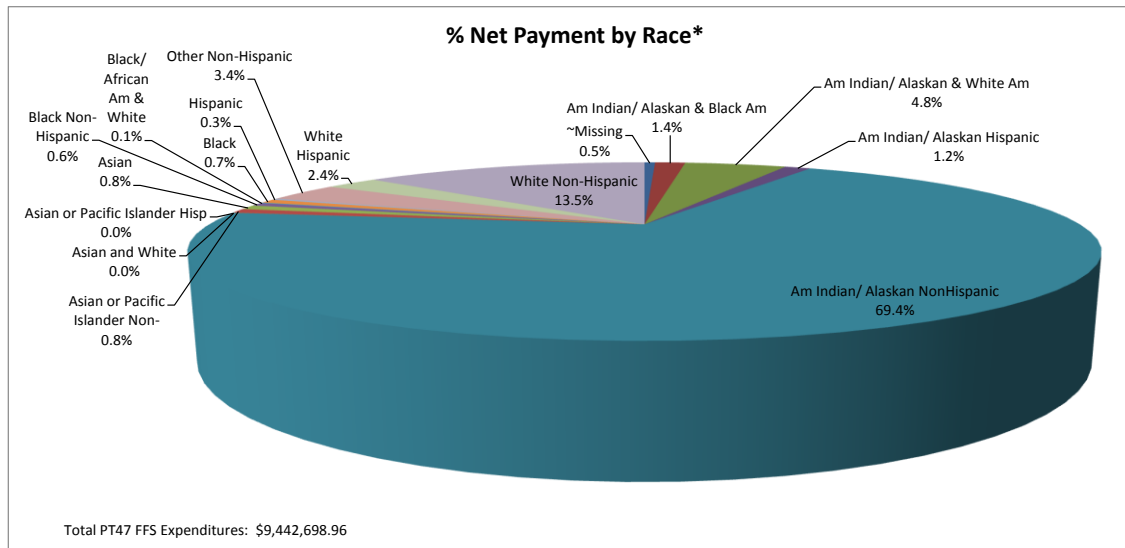
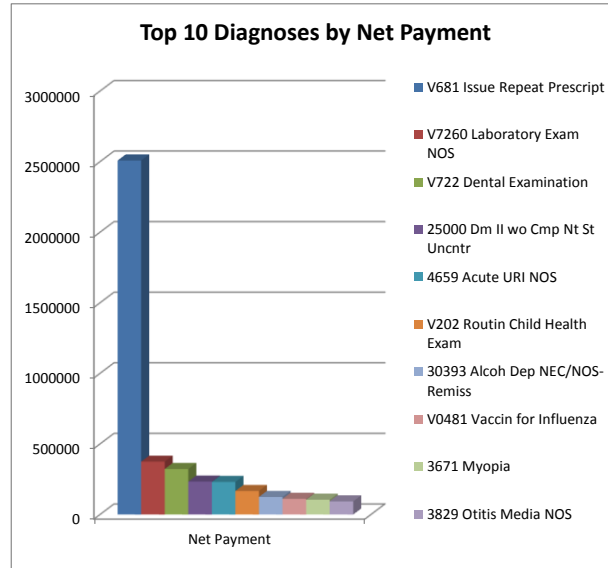
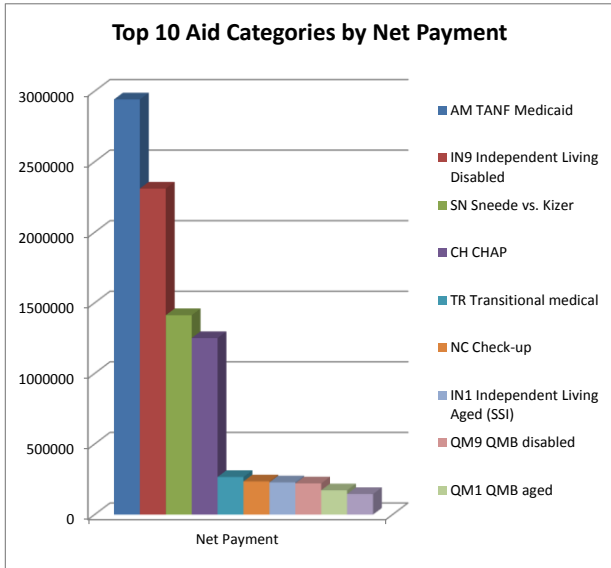
Indian Health Program Reports SFY13

Subset	All Data	FY 2013 -
Provider Type NV w Code	047 IHS And Tribal Clinics	Incurred

Procedure Code	Procedure	Claims Paid	Net Payment
T1015	Clinic Service	29,460	\$9,390,301.39
99392	Prev Visit Est Age 1-4	64	\$19,908.00
99393	Prev Visit Est Age 5-11	41	\$12,956.00
99394	Prev Visit Est Age 12-17	32	\$10,112.00
99391	Per Pm Reeval Est Pat Infant	21	\$6,636.00
99381	Init Pm E/M New Pat Infant	5	\$1,580.00
99382	Init Pm E/M New Pat 1-4 Yrs	3	\$948.00
T1016	Case Management	1	\$257.57
	Total	29,627	\$9,442,698.96

The DHCFP data warehouse is comprised of claims data submitted by over 15,000 Medicaid providers from within Nevada and across the country. While DHCFP staff conscientiously make their best efforts to validate this data through continuous provider education and the use of a highly experienced audit staff, the Division heavily relies on its providers to submit accurate and complete information on our Medicaid patients. It should therefore be understood by the users of DHCFP reports on disease morbidity and patient health that the data source for these reports is based solely on patient claims data and may not be a complete and comprehensive health record.

Indian Health Program Reports SFY13



*Because of the small number of patients in the Asian and Black race categories, numbers were rolled up into more general categories (i.e. patients in Black/African Am White, and Black Non-Hispanic were grouped as Black; and Asian/White, Asian or Pacific Islander Hispanic, and Asian or Pacific Islander Non-Hispanic were grouped as Asian).

The DHCFP data warehouse is comprised of claims data submitted by over 15,000 Medicaid providers from within Nevada and across the country. While DHCFP staff conscientiously make their best efforts to validate this data through continuous provider education and the use of a highly experienced audit staff, the Division heavily relies on its providers to submit accurate and complete information on our Medicaid patients. It should therefore be understood by the users of DHCFP reports on disease morbidity and patient health that the data source for these reports is based solely on patient claims data and may not be a complete and comprehensive health record.

Fee-for-Service Indian Health Program
Related Medicaid Expenditures SFY13

Indian Health Program Reports SFY13

PT47 Patients FY13

FY 2013 - Incurred

Service Category	Claims Paid	Charge Submitted	Allowed Amount	Net Payment
Dental	7,095	\$755,848.45	\$379,444.73	\$378,988.99
Dialysis	7,172	\$9,238,436.73	\$363,271.59	\$59,814.26
Hospital Care	35,152	\$26,995,393.58	\$3,080,199.72	\$2,656,975.73
Other	8,622	\$2,209,129.30	\$1,615,242.42	\$1,371,526.56
Other/BH/Inpatient	120	\$1,103,390.30	\$601,701.50	\$566,936.91
Other/BH/Outpatient	5,636	\$821,349.76	\$741,567.04	\$735,759.54
Other/Lab	2,480	\$207,153.11	\$37,823.14	\$30,227.86
Other/Pharmacy	13,796	\$2,203,459.78	\$1,150,837.30	\$1,076,706.03
Physician Inpatient	4,580	\$2,013,390.47	\$571,367.85	\$422,734.87
Physician Outpatient	17,591	\$4,735,801.91	\$1,404,437.00	\$1,044,022.85
Travel	909	\$1,430,575.37	\$209,408.23	\$167,237.82
Grand Total	103,153	\$51,713,928.76	\$10,155,300.52	\$8,510,931.42

Patient population identified by utilization of PT47 services during SFY13. Report details **all other** services during same timeframe. See Service Categories tab for grouping parameters.

The DHCFP data warehouse is comprised of claims data submitted by over 15,000 Medicaid providers from within Nevada and across the country. While DHCFP staff conscientiously make their best efforts to validate this data through continuous provider education and the use of a highly experienced audit staff, the Division heavily relies on its providers to submit accurate and complete information on our Medicaid patients. It should therefore be understood by the users of DHCFP reports on disease morbidity and patient health that the data source for these reports is based solely on patient claims data and may not be a complete and comprehensive health record.

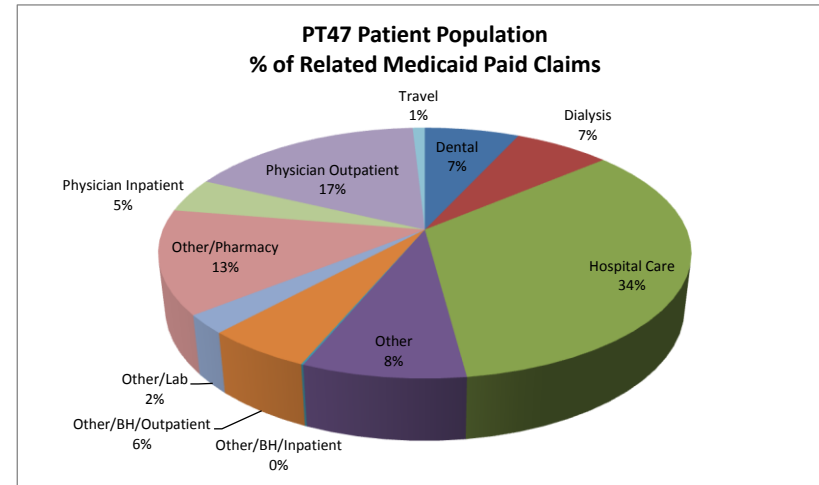
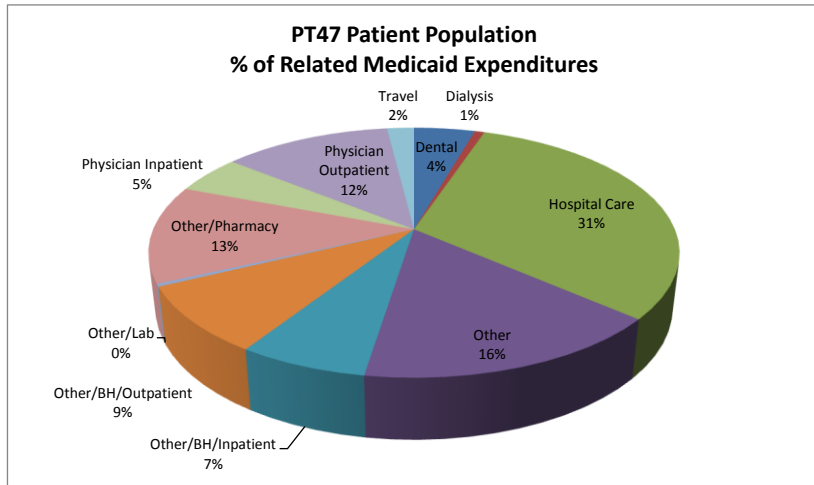
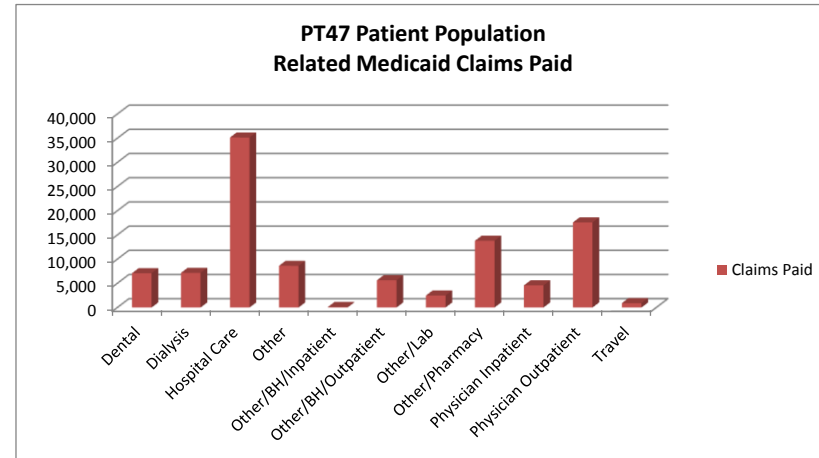
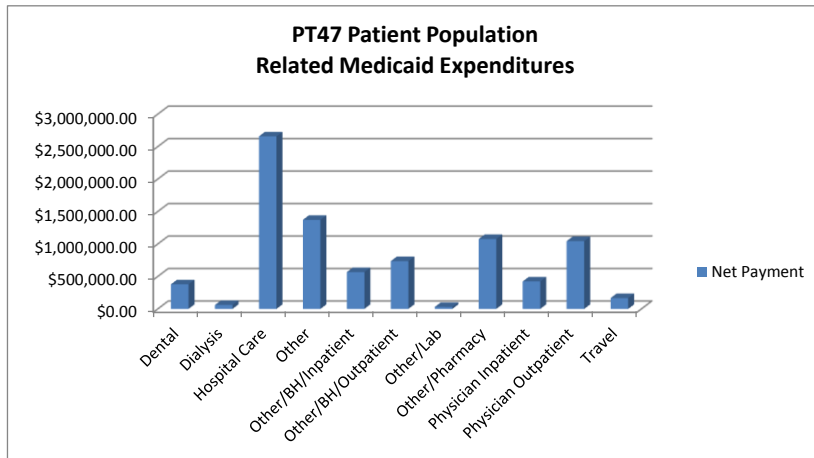
Indian Health Program Reports SFY13

Service Categories (grouped by Provider Types)

Hospital Care	Physician Outpatient	Physician Inpatient	Travel	Dental	Dialysis	Other				
						Pharmacy	Laboratory	Behavioral Health		Other
								Outpatient	Inpatient	
PT10 Outpatient Surgery	PT17 Special Clinics	PT20* Physician	PT32 Ambulance, Air/Ground	PT22 Dentist	PT45 ESRD Facility	PT28 Pharmacy	PT43 Laboratory	PT14 Mental Health, OP	PT13 Psychiatric, IP	PT19 Nursing Facility
PT11 Hospital, IP	PT20* Physician					PT37 IV Therapy		PT26 Psychologist	PT16 ICF-MR	PT23 Hearing Aid Dispenser
PT12 Hospital, OP	PT21 Podiatrist							PT82 Mental Hlth Rehab	PT42 OP Psych Hosp	PT29 Home Health Agency
PT44 Swing Bed, Acute Hosp	PT24 Cert RN Practitioner								PT63 RTC	PT30 PCA
PT46 Ambulatory Surg Centers	PT25 Optometrist									PT33 DME
PT55 Trans Rehab, OP	PT27 Radiology									PT34 Therapy
PT56 MH Rehab, IP	PT36 Chiropractor									PT38 Home/Comm Based Waiver
PT75 Critical Access Hosp, IP	PT41 Optician									PT39 Adult Day Hlth Center
	PT60 School Based									PT48 Senior Waiver
	PT72 Nurse Anesthetist									PT54 TCM
	PT74 Nurse Midwife									PT57 Adult Group Care Waiver
	PT76 Audiology									PT58 Physically Disabled Waiver
	PT77 Physician's Asst									PT59 Fac Based Assisted Living
										PT64 Hospice
										PT65 Hospice, LTC
										PT83 PCA
										PT84 PCA

*Inpatient/Outpatient for PT20 defined by Place of Service

Indian Health Program Reports SFY13



Patient population identified by utilization of PT47 services during SFY13. Charts detail **all other** services utilized during same timeframe (by Net Payment or Claims Paid).

Total related SFY13 Net Payment expenditures (excluding PT47): **\$8,510,931.42**

FFS Data Only - PT35/62 - NET/HMO capitation payments not included in expenditures

Net Payment is the net amount paid for all claims. It represents the amount after all pricing guidelines have been applied, and all third party, copayment, coinsurance, and deductible amounts have been subtracted.

The DHCFP data warehouse is comprised of claims data submitted by over 15,000 Medicaid providers from within Nevada and across the country. While DHCFP staff conscientiously make their best efforts to validate this data through continuous provider education and the use of a highly experienced audit staff, the Division heavily relies on its providers to submit accurate and complete information on our Medicaid patients. It should therefore be understood by the users of DHCFP reports on disease morbidity and patient health that the data source for these reports is based solely on patient claims data and may not be a complete and comprehensive health record.

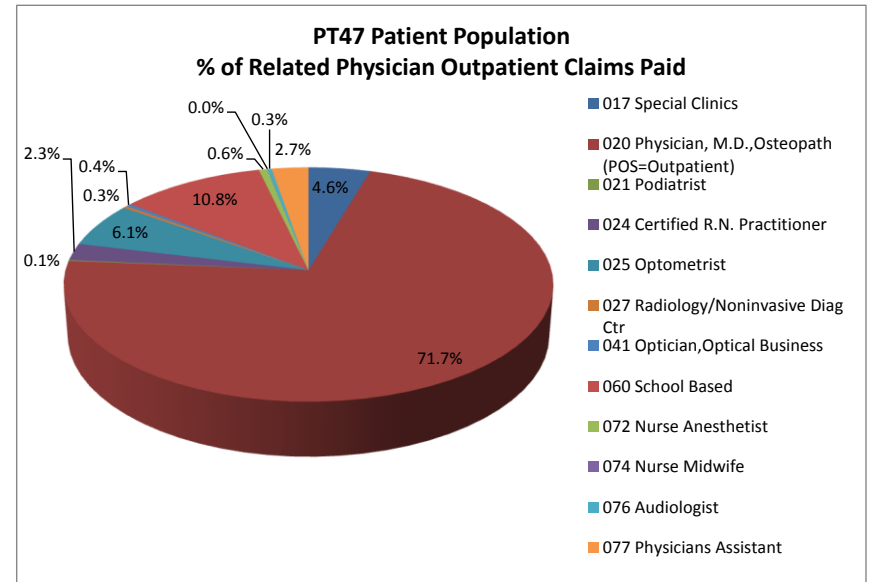
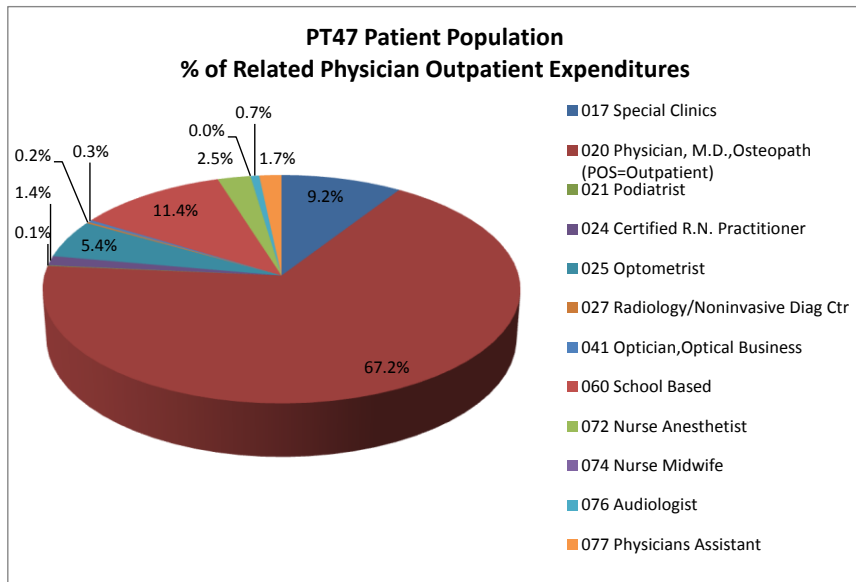
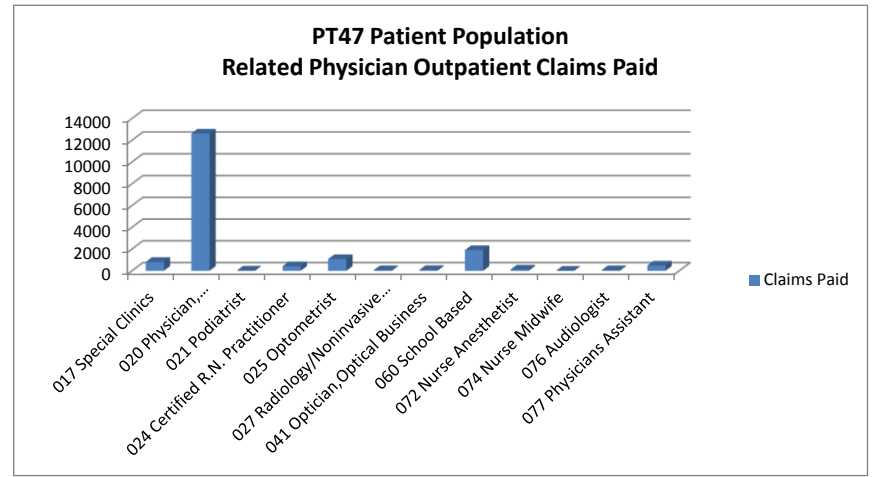
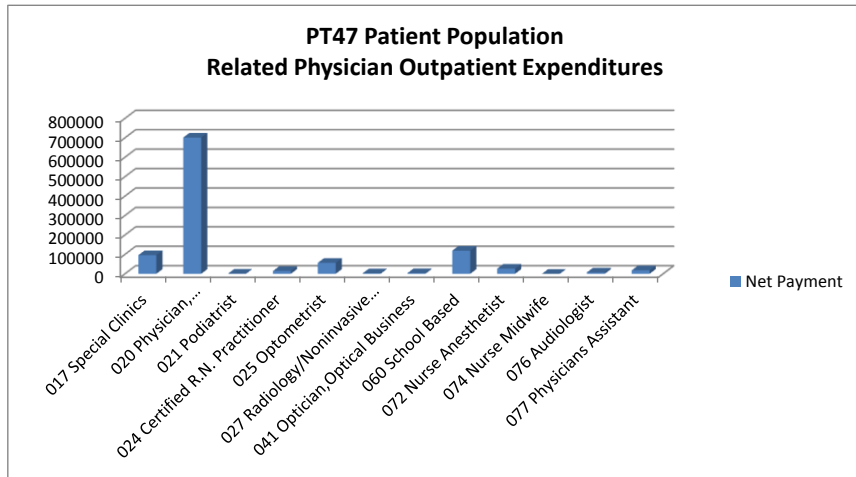
Indian Health Program Reports SFY13

Subset	PT47 Patients FY13 FY 2013 - Incurred			
Provider Type Claim NV w Code	Claims Paid	Charge Submitted	Allowed Amount	Net Payment
017 Special Clinics	807	\$84,957.56	\$103,517.38	\$95,996.88
020 Physician, M.D.,Osteopath (POS=Outpatient)	12,616	\$4,062,984.32	\$1,032,646.03	\$701,323.69
021 Podiatrist	21	\$5,266.00	\$1,299.76	\$905.37
024 Certified R.N. Practitioner	411	\$93,891.46	\$20,142.42	\$14,214.77
025 Optometrist	1,070	\$76,478.31	\$60,349.48	\$56,224.49
027 Radiology/Noninvasive Diag Ctr	54	\$17,888.87	\$3,970.32	\$2,249.84
041 Optician,Optical Business	67	\$7,691.29	\$4,814.15	\$3,413.81
060 School Based	1,897	\$119,081.33	\$119,081.33	\$119,081.33
072 Nurse Anesthetist	110	\$90,877.00	\$27,842.15	\$26,120.44
074 Nurse Midwife	2	\$30.00	\$2.85	\$2.85
076 Audiologist	56	\$9,431.31	\$6,988.28	\$6,919.95
077 Physicians Assistant	480	\$167,224.46	\$23,782.85	\$17,569.43
Total	17,591	\$4,735,801.91	\$1,404,437.00	\$1,044,022.85

Patient population identified by utilization of PT47 services during SFY13. Report details **physician outpatient** services during same timeframe.

The DHCFP data warehouse is comprised of claims data submitted by over 15,000 Medicaid providers from within Nevada and across the country. While DHCFP staff conscientiously make their best efforts to validate this data through continuous provider education and the use of a highly experienced audit staff, the Division heavily relies on its providers to submit accurate and complete information on our Medicaid patients. It should therefore be understood by the users of DHCFP reports on disease morbidity and patient health that the data source for these reports is based solely on patient claims data and may not be a complete and comprehensive health record.

Indian Health Program Reports SFY13



Patient population identified by utilization of PT47 services during SFY13. Charts detail **all physician outpatient** services (by PT) utilized during same timeframe (by Net Payment or Claims Paid).

Total related SFY13 physician outpatient Net Payment expenditures: **\$1,044,022.85**

FFS Data Only

Net Payment is the net amount paid for all claims. It represents the amount after all pricing guidelines have been applied, and all third party, copayment, coinsurance, and deductible amounts have been subtracted.

The DHCFP data warehouse is comprised of claims data submitted by over 15,000 Medicaid providers from within Nevada and across the country. While DHCFP staff conscientiously make their best efforts to validate this data through continuous provider education and the use of a highly experienced audit staff, the Division heavily relies on its providers to submit accurate and complete information on our Medicaid patients. It should therefore be understood by the users of DHCFP reports on disease morbidity and patient health that the data source for these reports is based solely on patient claims data and may not be a complete and comprehensive health record.