

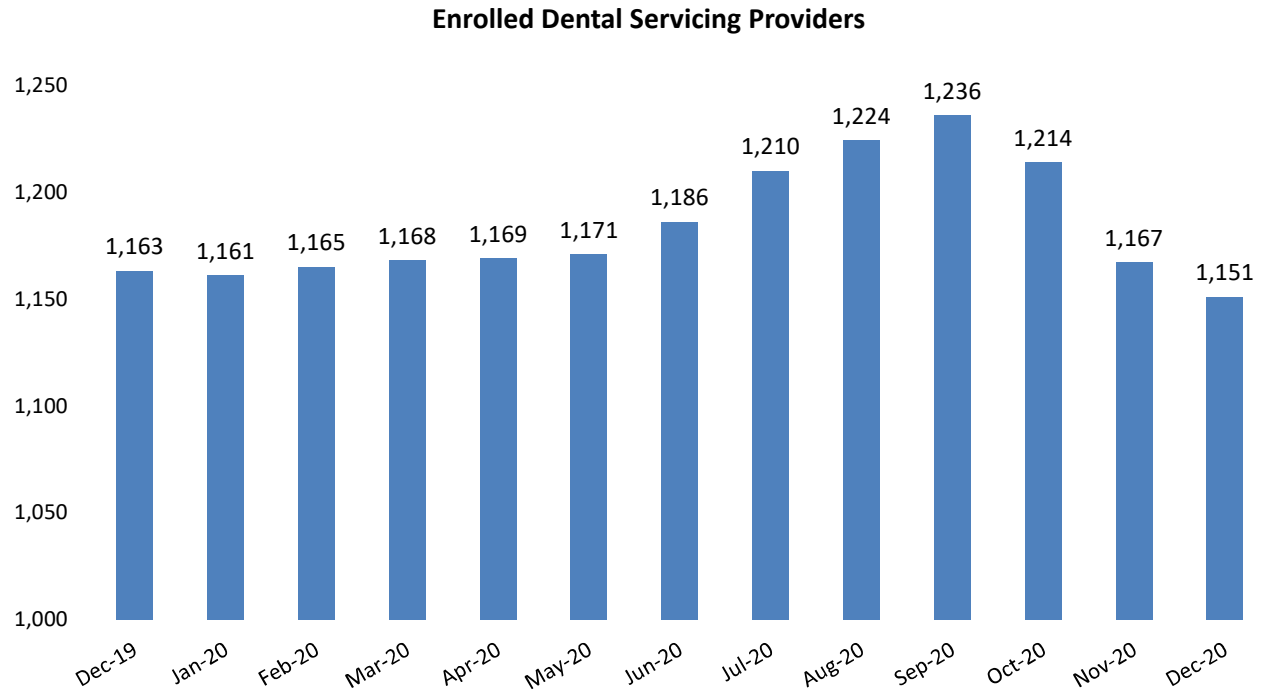
Dental Dashboard Quarterly Reports October to December 2020

1. Enrolled Providers
2. Active Providers
3. Patients
4. Service Count and Costs Fee for Service (FFS)
5. Service Count and Costs Liberty Dental
6. Members
7. % of Enrollees Receiving Services

**DHHS Office of Analytics
Nevada Medicaid**

Quarterly Dental Dashboards - PT22
Nevada Medicaid

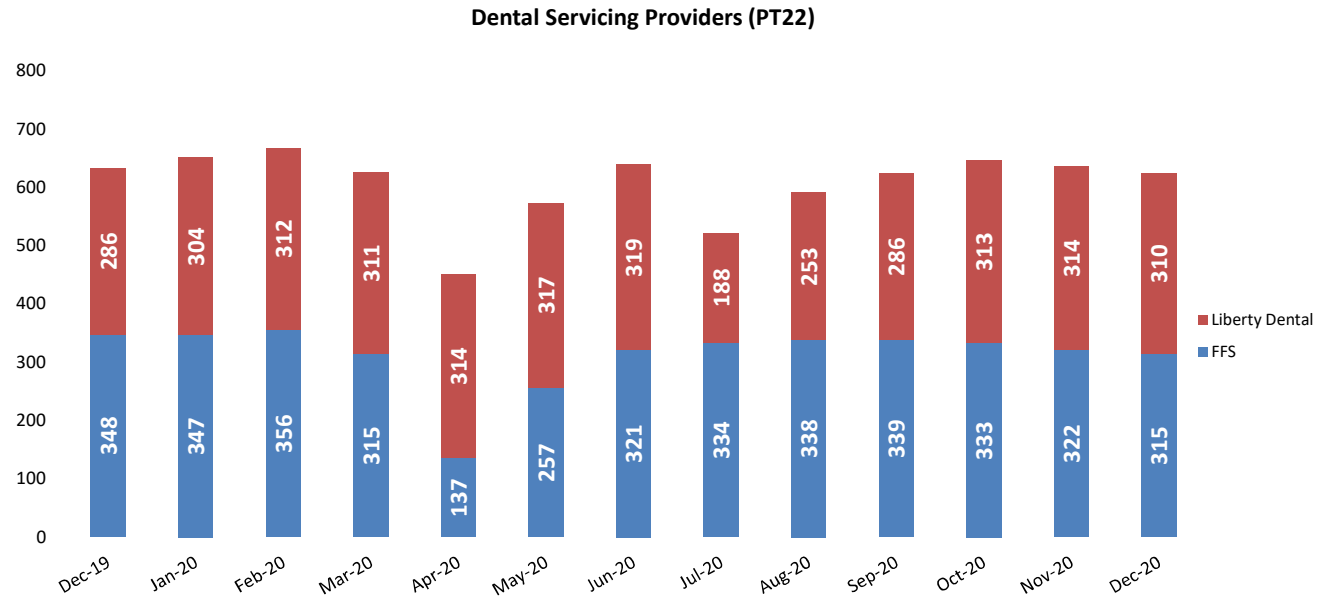
Date	Providers
Dec-19	1,163
Jan-20	1,161
Feb-20	1,165
Mar-20	1,168
Apr-20	1,169
May-20	1,171
Jun-20	1,186
Jul-20	1,210
Aug-20	1,224
Sep-20	1,236
Oct-20	1,214
Nov-20	1,167
Dec-20	1,151



The unique count of dental servicing providers enrolled to provide services (PT22). This includes all enrolled dental servicing providers authorized to provide services even if they have not provided services to any patients during this time period.

Quarterly Dental Dashboards - PT22
Nevada Medicaid

Incurred Month	Servicing Providers	
	FFS	Liberty Dental
Dec-19	348	286
Jan-20	347	304
Feb-20	356	312
Mar-20	315	311
Apr-20	137	314
May-20	257	317
Jun-20	321	319
Jul-20	334	188
Aug-20	338	253
Sep-20	339	286
Oct-20	333	313
Nov-20	322	314
Dec-20	315	310



Actual servicing provider visits during this time period. Servicing provider counts may be duplicated across FFS and MCO programs in the same month.

Department of Health and Human Services
Office of Analytics

Dental Patients

Fee-for-Service

Age In Years	Dec-19	Jan-20	Feb-20	Mar-20	Apr-20	May-20	Jun-20	Jul-20	Aug-20	Sep-20	Oct-20	Nov-20	Dec-20
Ages 0 thru 20	4,700	6,235	5,826	3,501	323	3,288	5,452	5,831	6,138	5,939	5,617	4,808	5,298
Ages 21 and Over	1,560	1,826	1,785	1,288	527	1,117	1,577	1,585	1,536	1,624	1,804	1,483	1,350
FFS Total	6,260	8,061	7,611	4,789	850	4,405	7,029	7,416	7,674	7,563	7,421	6,291	6,648

Dental Patients

Liberty Dental

Age In Years	Dec-19	Jan-20	Feb-20	Mar-20	Apr-20	May-20	Jun-20	Jul-20	Aug-20	Sep-20	Oct-20	Nov-20	Dec-20
Ages 0 thru 20	16,581	20,875	19,463	11,868	1,506	10,421	18,050	18,845	19,506	19,894	18,996	16,991	18,676
Ages 21 and Over	4,417	5,645	5,289	3,960	2,431	4,037	5,579	5,935	6,090	6,403	6,846	5,944	5,889
Liberty Dental Total	20,998	26,520	24,752	15,828	3,937	14,458	23,629	24,780	25,596	26,297	25,842	22,935	24,565

Dental Patients

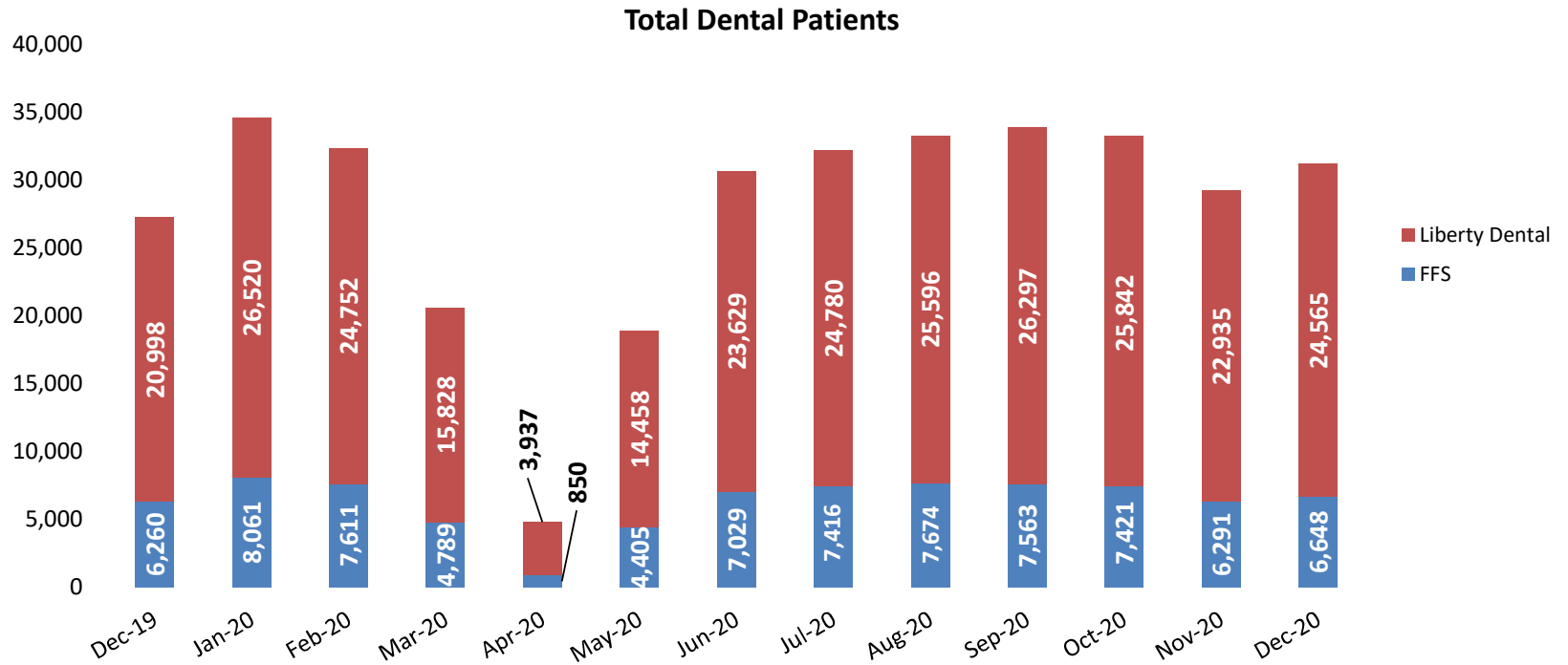
Totals and Graphs

Total Dental Patients - by FFS or Liberty Dental

(All Ages Combined)	Dec-19	Jan-20	Feb-20	Mar-20	Apr-20	May-20	Jun-20	Jul-20	Aug-20	Sep-20	Oct-20	Nov-20	Dec-20
FFS	6,260	8,061	7,611	4,789	850	4,405	7,029	7,416	7,674	7,563	7,421	6,291	6,648
Liberty Dental	20,998	26,520	24,752	15,828	3,937	14,458	23,629	24,780	25,596	26,297	25,842	22,935	24,565
Total	27,258	34,581	32,363	20,617	4,787	18,863	30,658	32,196	33,270	33,860	33,263	29,226	31,213

Total Dental Patients - by Age Range

(Both FFS and LD)	Dec-19	Jan-20	Feb-20	Mar-20	Apr-20	May-20	Jun-20	Jul-20	Aug-20	Sep-20	Oct-20	Nov-20	Dec-20
Children	21,281	27,110	25,289	15,369	1,829	13,709	23,502	24,676	25,644	25,833	24,613	21,799	23,974
Adults	5,977	7,471	7,074	5,248	2,958	5,154	7,156	7,520	7,626	8,027	8,650	7,427	7,239
Total	27,258	34,581	32,363	20,617	4,787	18,863	30,658	32,196	33,270	33,860	33,263	29,226	31,213



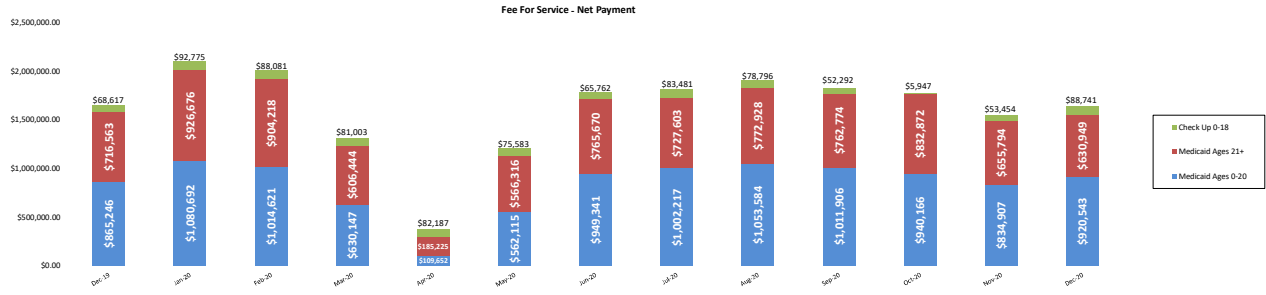
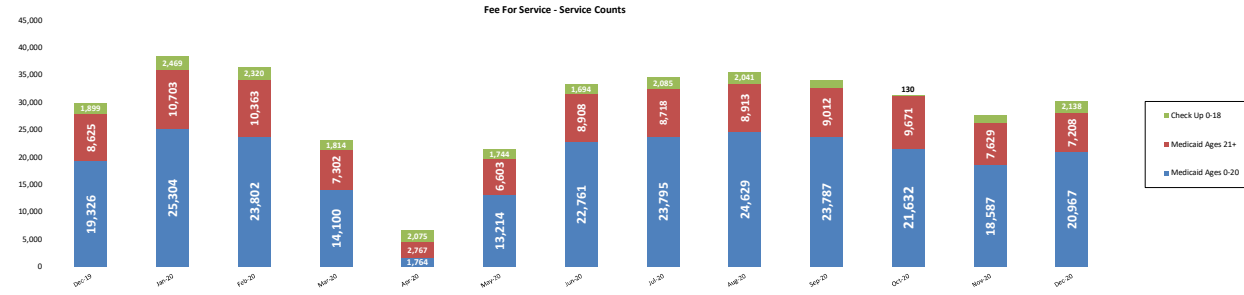
Numbers include both Medicaid and Check Up patients in Fee For Service and MCO programs.

Fee For Service Service Counts and Costs Report

Age In Years	Procedure Code	Dec 2019		Jan 2020		Feb 2020		Mar 2020		Apr 2020		May 2020		Jun 2020		Jul 2020		Aug 2020		Sep 2020		Oct 2020		Nov 2020		Dec 2020							
		Service Count	Net Payment	Service Count	Net Payment	Service Count	Net Payment	Service Count	Net Payment	Service Count	Net Payment	Service Count	Net Payment	Service Count	Net Payment	Service Count	Net Payment	Service Count	Net Payment	Service Count	Net Payment	Service Count	Net Payment	Service Count	Net Payment	Service Count	Net Payment	Service Count	Net Payment				
Ages 0 thru 20	D0100 thru D0999 Diagnostic	7,285	\$161,253.76	9,987	\$219,383.19	8,454	\$208,248.33	5,413	\$132,487.91	584	\$17,495.29	5,217	\$118,962.56	9,259	\$207,953.43	8,391	\$215,401.46	9,752	\$223,370.05	9,117	\$207,486.81	8,054	\$184,120.32	6,634	\$152,189.97	8,060	\$181,593.97	8,660	\$195,897.74				
	D1000 thru D1999 Preventive	6,687	\$266,676.97	9,384	\$376,084.07	8,419	\$370,048.77	4,691	\$188,709.79	102	\$4,012.43	4,687	\$189,279.88	8,533	\$340,780.35	8,619	\$345,918.97	8,981	\$362,016.65	8,391	\$328,259.51	7,338	\$282,546.19	6,019	\$227,564.98	7,146	\$288,896.16	7,146	\$288,896.16	7,146	\$288,896.16		
	D2000 thru D2999 Restorative	2,435	\$182,509.08	2,878	\$211,191.19	2,976	\$230,276.27	1,983	\$158,126.15	1,444	\$39,751.81	1,444	\$188,987.27	2,314	\$168,987.27	2,783	\$212,607.21	2,763	\$202,936.13	2,949	\$211,634.55	2,923	\$222,901.17	2,918	\$217,875.04	2,751	\$208,948.26	2,751	\$208,948.26	2,751	\$208,948.26		
	D3000 thru D3999 Endodontics	376	\$25,182.74	283	\$23,446.44	364	\$38,312.61	108	\$12,045.90	108	\$12,045.90	108	\$12,045.90	108	\$12,045.90	108	\$12,045.90	108	\$12,045.90	108	\$12,045.90	108	\$12,045.90	108	\$12,045.90	108	\$12,045.90	108	\$12,045.90	108	\$12,045.90	108	\$12,045.90
	D4000 thru D4999 Periodontics	249	\$20,908.27	266	\$29,784.84	214	\$35,350.84	172	\$19,352.35	16	\$1,621.68	16	\$1,621.68	75	\$8,606.71	197	\$26,409.91	301	\$36,285.29	238	\$28,885.55	273	\$34,801.41	219	\$26,394.18	226	\$24,307.23	226	\$24,307.23	226	\$24,307.23		
	D5000 thru D5999 Prosthodontics Removable																																
	D6000 thru D6999 Maxillofacial Prosthetics																																
	D6000 thru D6199 Implant Services																																
	D6200 thru D6999 Prosthodontics Fixed																																
	D7000 thru D7999 Oral and Maxillofacial Surgery	796	\$76,528.31	757	\$62,230.35	723	\$62,154.82	516	\$40,236.43	281	\$26,884.43	470	\$36,938.98	690	\$60,829.40	789	\$75,748.72	753	\$72,495.91	857	\$74,880.31	860	\$82,163.82	730	\$68,130.43	783	\$65,720.50	783	\$65,720.50	783	\$65,720.50		
	D8000 thru D8999 Orthodontics	141	\$81,171.50	197	\$111,164.00	151	\$72,249.96	102	\$50,128.40	1	\$0.00	1	\$76.87	1	\$76.87	1	\$76.87	1	\$76.87	1	\$76.87	1	\$76.87	1	\$76.87	1	\$76.87	1	\$76.87	1	\$76.87	1	\$76.87
	D9000 thru D9999 Adjuvant General Services	1,257	\$41,975.25	1,552	\$47,407.49	1,401	\$41,162.07	939	\$29,851.06	296	\$12,341.53	1,046	\$44,640.59	1,430	\$46,640.59	1,506	\$45,417.21	1,549	\$50,744.98	1,692	\$55,454.33	1,631	\$54,698.36	1,548	\$49,635.47	1,476	\$47,456.85	1,476	\$47,456.85	1,476	\$47,456.85		
	Total	19,326	\$865,245.88	25,304	\$1,080,691.57	23,802	\$1,014,621.27	14,100	\$630,146.99	1,764	\$1,080,691.57	13,214	\$562,114.76	22,761	\$949,341.07	23,795	\$1,053,584.12	23,787	\$1,011,906.17	23,787	\$1,053,584.12	23,787	\$1,011,906.17	23,787	\$1,053,584.12	23,787	\$1,011,906.17	23,787	\$1,053,584.12	23,787	\$1,011,906.17		
Ages 21 and Over	D0100 thru D0999 Diagnostic	3,629	\$85,313.16	4,503	\$103,282.83	4,187	\$105,330.54	2,983	\$72,650.13	1,250	\$36,172.94	2,638	\$66,890.37	3,669	\$94,196.76	3,454	\$88,192.06	3,498	\$92,295.40	3,605	\$91,723.74	4,179	\$104,455.26	3,056	\$75,330.81	2,786	\$69,676.20	2,786	\$69,676.20				
	D1000 thru D1999 Preventive			1	\$53.30					1	\$53.30																						
	D2000 thru D2999 Restorative	27	\$4,657.52	98	\$18,396.76	71	\$11,659.50	27	\$4,330.45	7	\$399.70			58	\$8,258.15	66	\$14,033.05	61	\$9,879.82	93	\$15,998.47	109	\$21,705.25	47	\$7,934.38	53	\$8,414.04	53	\$8,414.04				
	D3000 thru D3999 Endodontics																																
	D4000 thru D4999 Periodontics	176	\$13,130.26	203	\$15,234.67	198	\$15,065.02	129	\$9,982.23	10	\$788.30	83	\$6,166.23	151	\$11,443.84	159	\$12,092.29	159	\$12,117.31	157	\$11,714.57	175	\$13,187.09	113	\$8,894.47	102	\$7,779.31	102	\$7,779.31				
	D5000 thru D5999 Prosthodontics Removable	1,164	\$34,064.67	1,366	\$396,880.12	1,414	\$389,975.37	873	\$231,768.35	114	\$32,340.65	1,010	\$262,977.01	1,409	\$357,850.19	1,255	\$302,140.17	1,146	\$323,193.08	1,090	\$316,368.58	1,277	\$373,963.54	1,071	\$286,943.49	906	\$260,487.39	906	\$260,487.39				
	D6000 thru D6999 Maxillofacial Prosthetics																																
	D6200 thru D6999 Prosthodontics Fixed	1	\$76.87																														
	D7000 thru D7999 Oral and Maxillofacial Surgery	2,774	\$29,120.13	3,373	\$337,395.98	3,417	\$331,017.96	2,553	\$253,284.69	1,032	\$99,820.36	2,158	\$197,174.10	2,706	\$250,725.46	2,824	\$267,201.12	3,066	\$289,233.73	3,121	\$282,582.05	2,966	\$274,903.77	2,484	\$235,462.46	2,565	\$246,832.16	2,565	\$246,832.16				
	D8000 thru D8999 Orthodontics																																
	D9000 thru D9999 Adjuvant General Services	854	\$40,199.95	1,160	\$55,485.50	1,075	\$51,115.89	737	\$34,428.67	354	\$15,742.93	693	\$31,267.85	915	\$43,195.49	937	\$45,805.03	970	\$45,940.31	936	\$44,663.86	956	\$44,546.50	852	\$41,052.02	796	\$37,759.86	796	\$37,759.86				
	Total	8,625	\$716,562.56	10,703	\$926,675.86	10,363	\$904,217.58	7,302	\$606,444.37	2,767	\$1,182,224.88	6,008	\$566,315.69	8,908	\$765,669.89	8,718	\$727,602.70	8,913	\$772,927.52	9,012	\$762,774.27	9,012	\$772,927.52	9,012	\$762,774.27	9,012	\$772,927.52	9,012	\$762,774.27	9,012	\$772,927.52		
	Total	27,951	\$1,581,808.44	36,007	\$2,007,367.43	34,165	\$1,918,838.85	21,402	\$1,236,591.36	4,531	\$2,948,773.34	19,817	\$1,128,430.45	31,669	\$1,715,010.96	32,513	\$1,729,820.10	33,542	\$1,826,511.64	32,799	\$1,774,600.44	31,303	\$1,773,036.41	26,216	\$1,490,700.12	23,175	\$1,551,491.97	23,175	\$1,551,491.97				

Check Up

Age In Years	Procedure Code	Dec 2019		Jan 2020		Feb 2020		Mar 2020		Apr 2020		May 2020		Jun 2020		Jul 2020		Aug 2020		Sep 2020		Oct 2020		Nov 2020		Dec 2020					
		Service Count	Net Payment	Service Count	Net Payment	Service Count	Net Payment	Service Count	Net Payment	Service Count	Net Payment	Service Count	Net Payment	Service Count	Net Payment	Service Count	Net Payment	Service Count	Net Payment	Service Count	Net Payment	Service Count	Net Payment	Service Count	Net Payment	Service Count	Net Payment	Service Count	Net Payment		
Ages 0 thru 18	D0100 thru D0999 Diagnostic	644	\$14,746.40	767	\$17,730.74	822	\$18,875.23	516	\$12,092.83	582	\$13,329.87	867	\$20,515.50	721	\$17,415.40	716	\$16,511.01	646	\$15,451.38	559	\$13,523.20	529	\$12,412.52	625	\$14,482.70	625	\$14,482.70				
	D1000 thru D1999 Preventive	692	\$26,133.25	850	\$33,071.79	869	\$34,455.29	567	\$21,707.41	13	\$546.72	615	\$22,325.60	1,007	\$38,574.71	804	\$34,228.06	766	\$31,489.44	733	\$27,229.34	699	\$23,558.12	617	\$22,493.92	736	\$28,749.72				
	D2000 thru D2999 Restorative	184	\$14,374.69	252	\$18,558.94	182	\$14,391.02	175	\$12,895.33	23	\$1,052.87	191	\$13,052.87	222	\$15,098.81	226	\$15,201.90	185	\$11,951.09	219	\$14,701.15	271	\$18,511.25	221	\$16,180.89	224	\$15,373.37				
	D3000 thru D3999 Endodontics	22	\$1,563.09	21	\$1,275.48	18	\$923.73	20	\$1,475.98	7	\$284.99	14	\$963.49	28	\$1,517.50	29	\$1,230.00	27	\$1,885.93	16	\$819.99	18	\$819.99	26	\$1,844.97	27	\$1,378.58				
	D4000 thru D4999 Periodontics	11	\$1,025.94	22	\$2,171.86	10	\$1,092.15	8	\$900.30	1	\$71.24	1	\$40.99	7	\$965.14	9	\$1,391.53	13	\$1,461.55	17	\$2,970.77	4	\$387.16	19	\$2,633.60	8	\$737.12				
	D5000 thru D5999 Prosthodontics Removable																														
	D6000 thru D6999 Maxillofacial Prosthetics																														
	D6200 thru D6199 Implant Services																														
	D6200 thru D6999 Prosthodontics Fixed																														
	D7000 thru D7999 Oral and Maxillofacial Surgery	46	\$4,417.36	42	\$3,517.53	44	\$3,713.10	63	\$6,134.16	14	\$819.78	35	\$1,496.47</																		

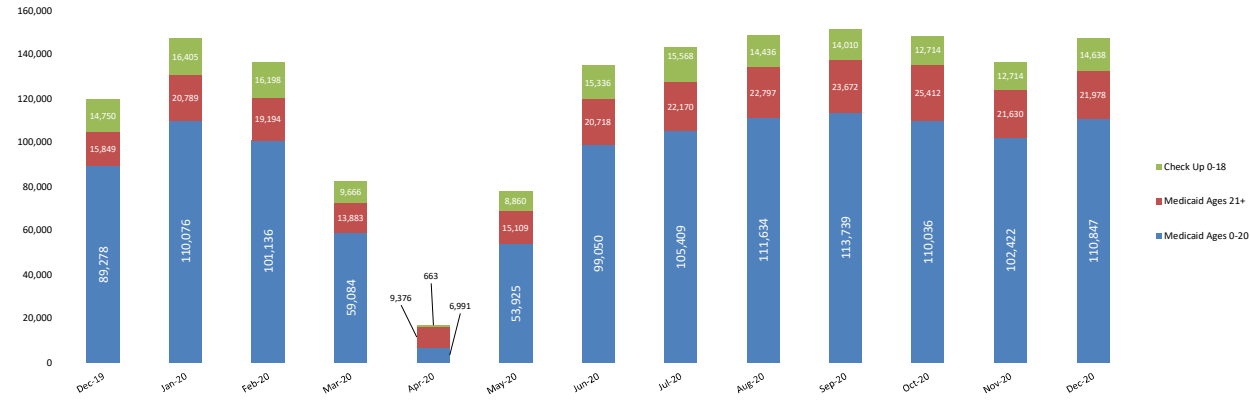


Fee For Service payments are state expenditures.

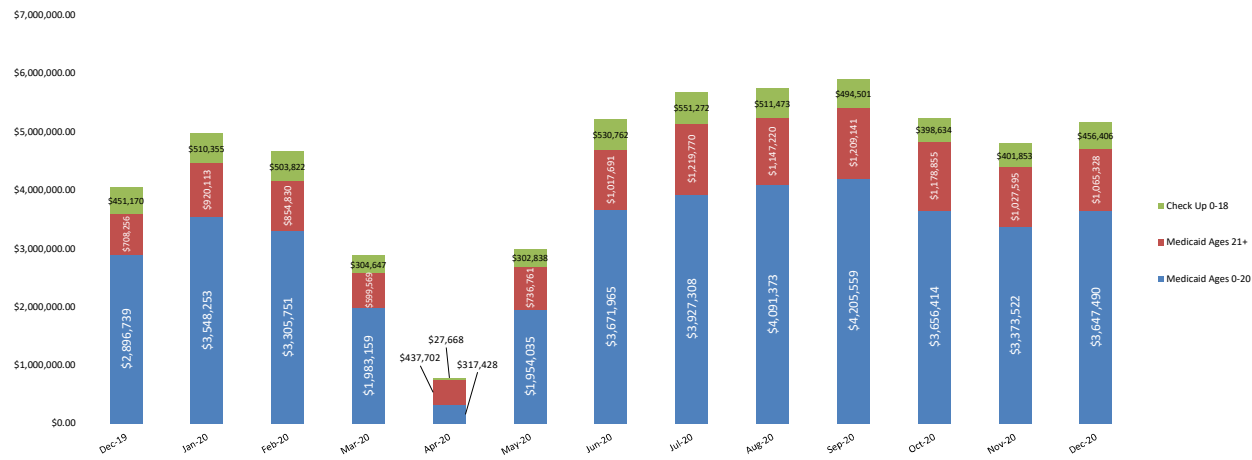
Liberty Dental - Service Counts and Costs Report

		Dec 2019		Jan 2020		Feb 2020		Mar 2020		Apr 2020		May 2020		Jun 2020		Jul 2020		Aug 2020		Sep 2020		Oct 2020		Nov 2020		Dec 2020		
Age In Years	Procedure Code	Service Count	Net Payment	Service Count	Net Payment	Service Count	Net Payment	Service Count	Net Payment	Service Count	Net Payment	Service Count	Net Payment	Service Count	Net Payment	Service Count	Net Payment	Service Count	Net Payment	Service Count	Net Payment	Service Count	Net Payment	Service Count	Net Payment	Service Count	Net Payment	
Ages 0 thru 20	D0100 thru D0999 Diagnostic	37,195	\$695,593.13	48,651	\$910,315.40	44,684	\$835,465.80	25,583	\$476,346.56	3,002	\$63,894.29	25,172	\$524,059.74	45,843	\$983,894.62	47,712	\$1,017,340.87	50,662	\$1,055,998.10	50,846	\$1,069,507.52	47,393	\$877,447.96	44,373	\$865,651.84	48,493	\$915,138.16	
	D1000 thru D1999 Preventive	32,907	\$1,125,845.76	41,555	\$1,443,845.55	37,119	\$1,291,647.43	20,650	\$717,731.64	438	\$16,771.59	18,907	\$755,359.29	36,369	\$1,497,225.52	38,740	\$1,577,497.85	41,136	\$1,655,994.76	41,454	\$1,655,994.76	38,730	\$1,333,419.40	33,378	\$1,139,722.79	37,478	\$1,308,767.44	
	D2000 thru D2999 Restorative	10,358	\$710,451.41	11,548	\$783,699.36	11,363	\$789,699.60	7,262	\$503,996.58	1,494	\$118,099.44	9,726	\$419,352.69	11,335	\$906,889.72	11,951	\$929,007.03	12,527	\$982,621.87	14,207	\$968,458.02	12,419	\$854,374.45	12,959	\$893,727.62			
	D3000 thru D3999 Endodontics	1,260	\$93,658.82	1,274	\$107,090.23	1,222	\$94,998.41	976	\$83,568.77	475	\$40,440.58	781	\$60,721.94	1,297	\$106,721.94	1,354	\$107,400.71	1,420	\$115,012.69	1,409	\$112,087.37	1,680	\$119,559.14	1,506	\$108,432.33	1,675	\$119,003.26	
	D4000 thru D4999 Periodontics	160	\$9,106.32	216	\$11,989.69	165	\$8,861.83	126	\$7,212.83	0	\$0.00	33	\$1,975.26	103	\$6,989.56	123	\$8,908.76	151	\$8,539.48	194	\$12,620.10	207	\$11,849.89	239	\$13,246.85	234	\$14,268.81	
	D5000 thru D5899 Prosthodontics Removable	2	\$513.00	3	\$543.00	3	\$554.00	1	\$146.00	0	\$0.00	2	\$825.70	4	\$1,411.63	0	\$0.00	1	\$194.35	8	\$2,245.10	6	\$2,002.00	4	\$1,436.00	2	\$385.00	
	D5900 thru D5999 Maxillofacial Prosthetics	0	\$0.00	0	\$0.00	0	\$0.00	0	\$0.00	0	\$0.00	1	\$1,768.13	0	\$0.00	0	\$0.00	0	\$0.00	0	\$0.00	0	\$0.00	0	\$0.00	0	\$0.00	
	D6000 thru D6199 Implant Services	0	\$0.00	0	\$0.00	0	\$0.00	0	\$0.00	0	\$0.00	0	\$0.00	0	\$0.00	0	\$0.00	0	\$0.00	0	\$0.00	0	\$0.00	0	\$0.00	0	\$0.00	
	D6200 thru D6999 Prosthodontics fixed	0	\$0.00	0	\$0.00	0	\$0.00	0	\$0.00	0	\$0.00	1	\$41.00	0	\$0.00	0	\$0.00	6	\$2,854.70	4	\$1,394.36	0	\$0.00	0	\$0.00	3	\$0.00	
	D7000 thru D7999 Oral and Maxillofacial Surgery	2,390	\$124,494.89	2,775	\$145,231.69	2,714	\$146,096.35	1,893	\$99,081.48	906	\$51,273.03	1,713	\$102,932.51	2,364	\$140,835.92	2,576	\$157,829.57	2,656	\$160,070.61	2,915	\$180,902.10	3,175	\$179,675.64	2,765	\$165,294.39	2,926	\$179,204.76	
	D8000 thru D8999 Orthodontics	0	\$0.00	0	\$0.00	0	\$0.00	0	\$0.00	0	\$0.00	0	\$0.00	0	\$0.00	0	\$0.00	0	\$0.00	0	\$0.00	0	\$0.00	0	\$0.00	0	\$0.00	
	D9000 thru D9999 Adjunctive General Services	5,006	\$137,075.30	4,054	\$145,538.42	3,866	\$138,427.16	2,593	\$95,074.90	676	\$26,949.07	1,999	\$87,091.71	3,353	\$148,456.89	3,569	\$151,540.86	3,651	\$154,435.61	4,382	\$188,185.54	4,638	\$174,001.94	7,738	\$225,362.95	7,077	\$216,975.01	
	Total		89,278	\$2,896,738.63	110,076	\$3,548,253.34	101,136	\$3,305,750.58	59,084	\$1,983,158.76	6,991	\$317,428.00	53,925	\$1,954,034.73	99,050	\$3,671,965.35	105,409	\$3,927,308.34	111,634	\$4,091,373.07	113,739	\$4,205,558.72	110,036	\$3,656,413.99	102,422	\$3,373,521.60	110,847	\$3,647,490.06
	Ages 21 and Over	D0100 thru D0999 Diagnostic	10,256	\$244,519.31	13,606	\$326,558.48	12,319	\$295,980.21	8,734	\$213,421.56	5,818	\$134,672.33	10,110	\$263,660.16	14,615	\$383,221.02	14,615	\$394,969.26	15,354	\$410,443.67	15,497	\$424,759.42	16,334	\$394,634.21	13,707	\$327,430.01	13,580	\$323,511.02
D1000 thru D1999 Preventive		658	\$13,160.00	904	\$18,075.00	844	\$16,870.00	492	\$9,840.00	85	\$1,740.00	287	\$6,373.00	798	\$18,313.75	1,047	\$24,057.25	1,090	\$24,989.50	1,228	\$34,525.00	982	\$19,610.00	989	\$19,725.00			
D2000 thru D2999 Restorative		111	\$12,237.21	118	\$11,976.98	117	\$11,976.98	85	\$9,834.32	19	\$2,771.96	96	\$11,615.65	135	\$20,055.83	234	\$43,842.60	200	\$28,100.55	161	\$22,863.03	237	\$29,409.64	224	\$26,355.59	180	\$21,431.06	
D3000 thru D3999 Endodontics		0	\$0.00	0	\$0.00	0	\$0.00	0	\$0.00	0	\$0.00	0	\$0.00	0	\$0.00	0	\$0.00	0	\$0.00	0	\$0.00	0	\$0.00	0	\$0.00			
D4000 thru D4999 Periodontics		31	\$1,466.66	26	\$1,008.00	24	\$1,316.00	16	\$639.99	1	\$35.00	13	\$888.95	23	\$1,852.02	32	\$2,363.80	38	\$2,721.00	27	\$1,708.90	54	\$2,987.31	47	\$2,437.32			
D5000 thru D5899 Prosthodontics Removable		430	\$152,973.11	556	\$197,037.07	529	\$179,932.43	250	\$86,375.93	188	\$71,234.72	404	\$156,583.70	520	\$200,549.18	729	\$319,494.90	599	\$259,845.32	571	\$248,555.55	656	\$253,156.11	593	\$226,538.44	628	\$242,185.66	
D5900 thru D5999 Maxillofacial Prosthetics		0	\$0.00	0	\$0.00	0	\$0.00	0	\$0.00	0	\$0.00	0	\$0.00	0	\$0.00	0	\$0.00	0	\$0.00	0	\$0.00	0	\$0.00	0	\$0.00			
D6000 thru D6199 Implant Services		0	\$0.00	0	\$0.00	0	\$0.00	0	\$0.00	0	\$0.00	0	\$0.00	0	\$0.00	0	\$0.00	0	\$0.00	0	\$0.00	0	\$0.00	0	\$0.00			
D6200 thru D6999 Prosthodontics fixed		0	\$0.00	0	\$0.00	0	\$0.00	0	\$0.00	0	\$0.00	2	\$82.00	0	\$0.00	2	\$94.30	0	\$0.00	1	\$47.15	0	\$0.00	0	\$0.00			
D7000 thru D7999 Oral and Maxillofacial Surgery		3,717	\$248,815.95	4,672	\$315,074.57	4,520	\$302,804.43	3,643	\$243,819.41	2,614	\$191,090.96	3,384	\$252,046.80	4,419	\$341,958.74	4,879	\$389,472.70	4,746	\$370,741.38	5,291	\$402,904.98	5,674	\$407,326.76	4,974	\$365,474.26	5,402	\$395,084.63	
D8000 thru D8999 Orthodontics		0	\$0.00	0	\$0.00	0	\$0.00	0	\$0.00	0	\$0.00	0	\$0.00	0	\$0.00	0	\$0.00	0	\$0.00	0	\$0.00	0	\$0.00	0	\$0.00			
D9000 thru D9999 Adjunctive General Services		646	\$35,083.39	905	\$50,235.35	831	\$45,949.69	662	\$35,597.06	722	\$37,510.80	813	\$45,510.36	807	\$51,740.41	756	\$48,384.28	813	\$51,354.26	1,034	\$65,312.32	1,229	\$66,816.18	1,103	\$59,754.81	1,144	\$60,953.10	
Total			15,849	\$708,255.63	20,789	\$920,112.92	19,194	\$854,829.74	13,883	\$599,569.27	9,376	\$437,701.77	15,109	\$736,760.62	20,718	\$1,017,690.95	22,170	\$1,147,270.34	22,797	\$1,147,270.34	23,672	\$1,209,140.85	25,412	\$1,178,855.21	21,630	\$1,027,595.09	21,978	\$1,065,327.79
Total			105,127	\$3,604,994.26	130,865	\$4,468,366.26	120,330	\$4,160,580.32	72,967	\$2,582,728.03	16,367	\$755,129.77	69,034	\$2,690,795.35	119,768	\$4,689,656.30	127,579	\$5,147,078.68	134,431	\$5,238,592.71	137,411	\$5,414,699.57	135,448	\$4,835,269.20	124,052	\$4,401,116.69	132,825	\$4,712,817.85
Check Up	D0100 thru D0999 Diagnostic	6,442	\$121,285.25	7,480	\$137,973.61	7,073	\$131,699.88	4,201	\$77,395.05	303	\$6,016.93	4,179	\$86,513.96	7,211	\$156,426.24	7,192	\$153,724.62	6,740	\$139,865.66	6,419	\$135,444.71	5,886	\$102,383.38	5,600	\$109,720.24	6,562	\$122,903.32	
	D1000 thru D1999 Preventive	5,952	\$202,386.14	6,389	\$224,541.09	6,525	\$223,928.25	3,794	\$127,886.74	38	\$2,480.76	3,465	\$135,019.53	6,197	\$250,222.34	6,046	\$247,638.42	5,482	\$224,109.51	5,461	\$218,148.59	4,761	\$160,840.41	4,520	\$155,083.61	5,502	\$191,036.43	
	D2000 thru D2999 Restorative	1,258	\$79,961.54	1,440	\$96,398.07	1,432	\$94,128.04	934	\$61,093.24	122	\$9,324.91	616	\$48,434.75	1,091	\$83,091.79	1,320	\$99,268.17	1,305	\$99,588.60	1,215	\$89,997.43	1,290	\$82,206.52	1,213	\$80,692.89	1,308	\$86,840.35	
	D3000 thru D3999 Endodontics	113	\$9,253.24	109	\$8,912.16	127	\$9,840.40	110	\$11,604.25	33	\$2,430.44	57	\$5,154.89	91	\$6,664.74	96	\$7,734.69	100	\$7,524.28	94	\$8,143.14	109	\$8,939.73	118	\$7,771.69	109	\$7,688.80	
	D4000 thru D4999 Periodontics	29	\$1,496.16	26	\$1,646.58	25	\$1,646.58	11	\$815.99	0	\$0.00	11	\$743.85	23	\$1,266.13	14	\$960.22	13	\$746.33	19	\$927.97	19	\$7,140.46	32	\$2,188.48			
	D5000 thru D5899 Prosthodontics Removable	0	\$0.00	1	\$205.00	0	\$0.00	0	\$0.00	0	\$0.00	0	\$0.00	0	\$0.00	0	\$0.00	0	\$0.00	0	\$0.00	0	\$0.00	0	\$0.00			
	D5900 thru D5999 Maxillofacial Prosthetics	0	\$0.00	0	\$0.00	0	\$0.00	0	\$0.00	0	\$0.00	0	\$0.00	0	\$0.00	0	\$0.00	0	\$0.00	0	\$0.00	0	\$0.00	0	\$0.00			
	D6000 thru D6199 Implant Services	0	\$0.00	0	\$0.00	0	\$0.00	0	\$0.00	0	\$0.00	0	\$0.00	0	\$0.00	0	\$0.00	0	\$0.00	0	\$0.00	0	\$0.00	0	\$0.00			
	D6200 thru D6999 Prosthodontics fixed	0	\$0.00	0	\$0.00	0	\$0.00	0	\$0.00	0	\$0.00	0	\$0.00	0	\$0.00	0	\$0.00	0	\$0.00	0	\$0.00	0	\$0.00	0	\$0.00			
	D7000 thru D7999 Oral and Maxillofacial Surgery	321	\$18,877.65	376	\$20,669.06	404	\$21,853.91	241	\$13,364.84	94	\$4,632.28	24																

Liberty Dental Service Counts



Liberty Dental Expenditures (Not State Expenditures*)



*Liberty Dental Expenditures are made to their providers on behalf of the State, and are not State expenditures.

FFS Enrollment and Liberty Dental Cap Payments

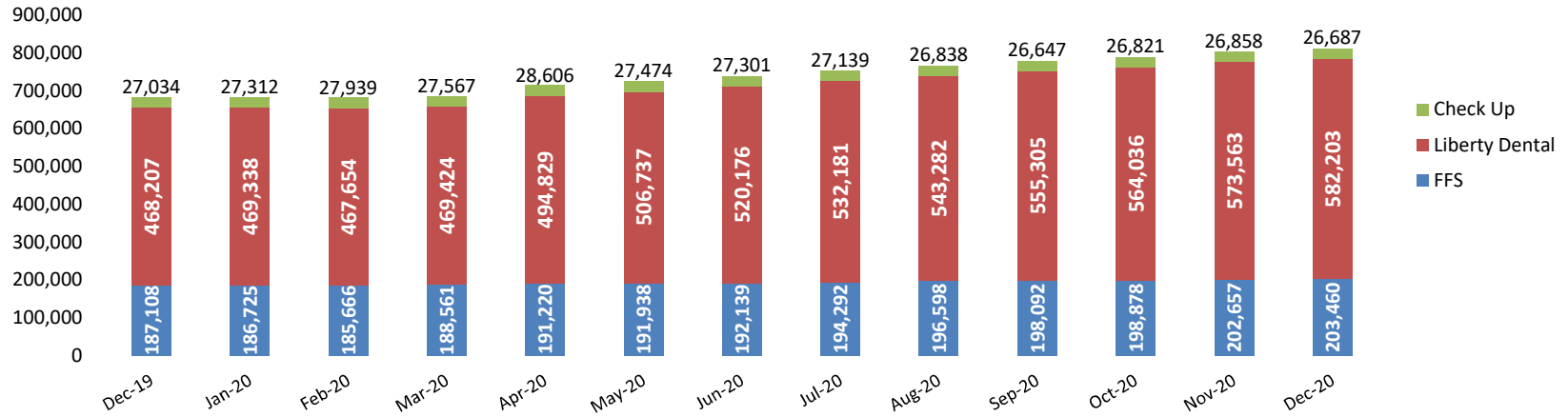
Subset	All Data													
Benefit Program Elig	Medicaid	Dec-19	Jan-20	Feb-20	Mar-20	Apr-20	May-20	Jun-20	Jul-20	Aug-20	Sep-20	Oct-20	Nov-20	Dec-20
Status	Age In Years	Members	Members	Members	Members	Members	Members	Members	Members	Members	Members	Members	Members	Members
FFS	Ages 00 to 20	56,233	56,095	55,330	56,396	56,474	56,618	56,513	57,287	57,944	58,460	58,362	59,569	59,730
FFS	Ages 21 and Older	130,875	130,630	130,336	132,165	134,746	135,320	135,626	137,005	138,654	139,632	140,516	143,088	143,730
	Total	187,108	186,725	185,666	188,561	191,220	191,938	192,139	194,292	196,598	198,092	198,878	202,657	203,460
Liberty Dental	Ages 00 to 20	243,367	243,829	242,770	242,910	251,127	255,720	261,168	266,611	271,304	276,524	280,049	283,594	286,637
Liberty Dental	Ages 21 and Older	224,840	225,509	224,884	226,514	243,702	251,017	259,008	265,570	271,978	278,781	283,987	289,969	295,566
	Total	468,207	469,338	467,654	469,424	494,829	506,737	520,176	532,181	543,282	555,305	564,036	573,563	582,203

Subset	All Data													
Benefit Program Elig	CHECK-UP	Dec-19	Jan-20	Feb-20	Mar-20	Apr-20	May-20	Jun-20	Jul-20	Aug-20	Sep-20	Oct-20	Nov-20	Dec-20
Status	Age In Years	Members	Members	Members	Members	Members	Members	Members	Members	Members	Members	Members	Members	Members
FFS	Ages 00 to 20	3,244	3,183	3,232	3,199	3,390	3,277	3,196	3,180	3,175	3,182	3,203	3,195	3,196
Liberty Dental	Ages 00 to 20	23,790	24,129	24,707	24,368	25,216	24,197	24,105	23,959	23,663	23,465	23,618	23,663	23,491
	Total	27,034	27,312	27,939	27,567	28,606	27,474	27,301	27,139	26,838	26,647	26,821	26,858	26,687

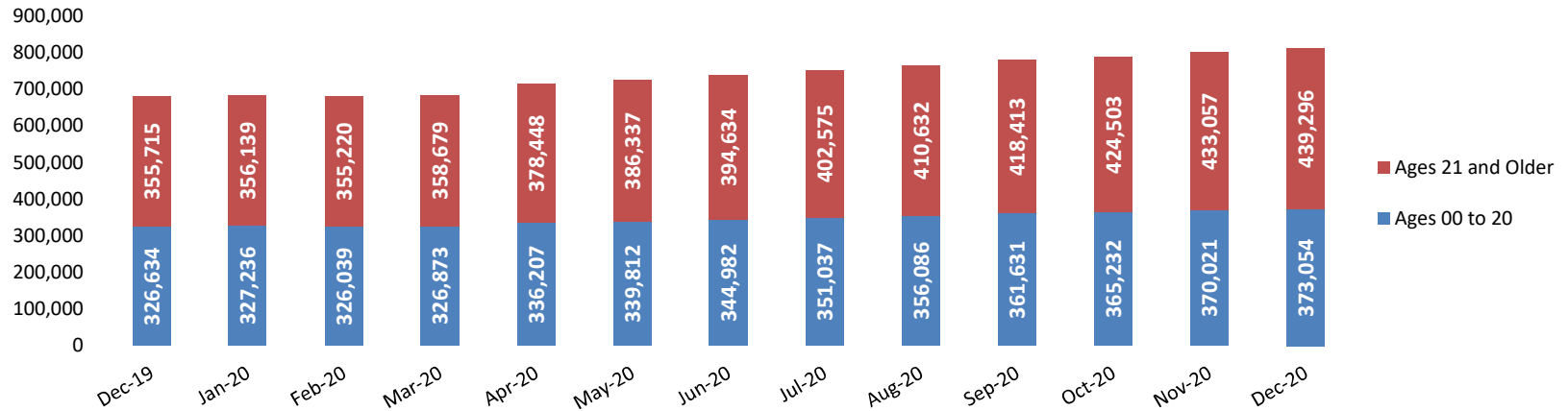
Age Enrollment

		Dec-19	Jan-20	Feb-20	Mar-20	Apr-20	May-20	Jun-20	Jul-20	Aug-20	Sep-20	Oct-20	Nov-20	Dec-20
FFS + LD	Ages 00 to 20	326,634	327,236	326,039	326,873	336,207	339,812	344,982	351,037	356,086	361,631	365,232	370,021	373,054
	Ages 21 and Older	355,715	356,139	355,220	358,679	378,448	386,337	394,634	402,575	410,632	418,413	424,503	433,057	439,296
	Total	682,349	683,375	681,259	685,552	714,655	726,149	739,616	753,612	766,718	780,044	789,735	803,078	812,350

Total Dental Enrollment by Program



Total Dental Enrollment By Age Group



Department of Health and Human Services
Office of Analytics

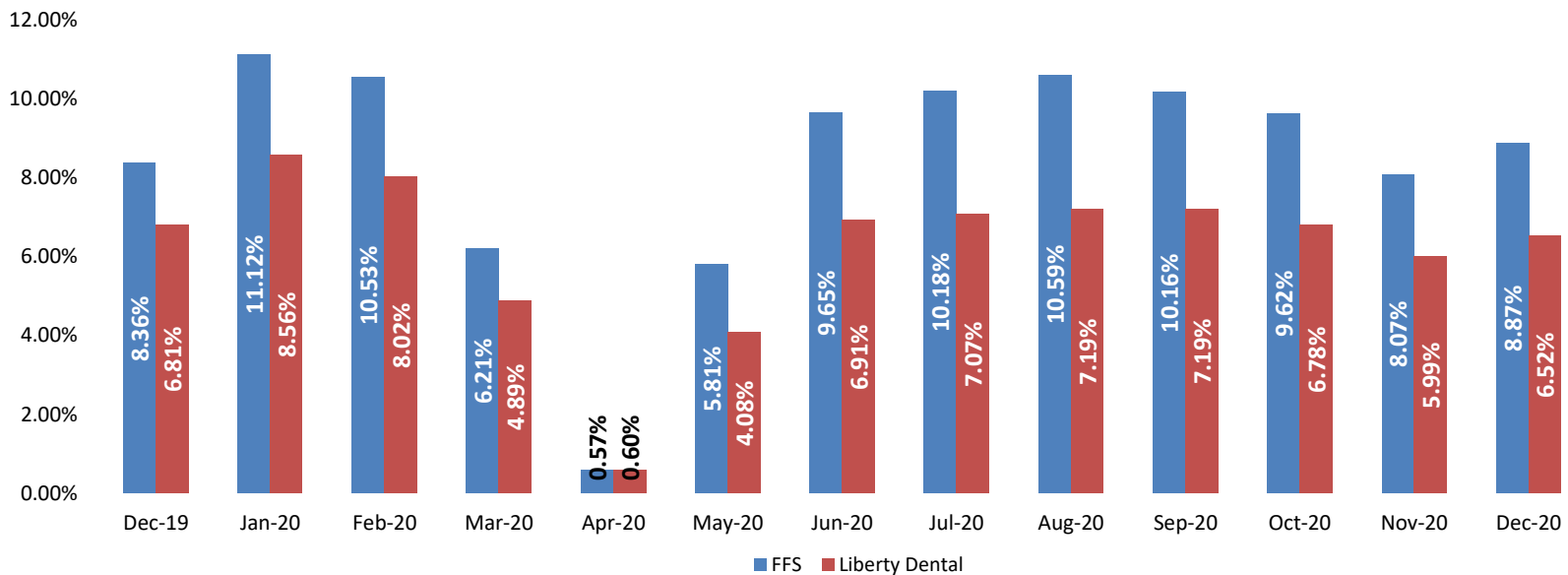
Enrollees ages 0-20	Dec-19	Jan-20	Feb-20	Mar-20	Apr-20	May-20	Jun-20	Jul-20	Aug-20	Sep-20	Oct-20	Nov-20	Dec-20
Fee for Service Ages 0 thru 20	56,233	56,095	55,330	56,396	56,474	56,618	56,513	57,287	57,944	58,460	58,362	59,569	59,730
Liberty Dental Ages 0 thru 20	243,367	243,829	242,770	242,910	251,127	255,720	261,168	266,611	271,304	276,524	280,049	283,594	286,637

Dental Patients 0-20	Dec-19	Jan-20	Feb-20	Mar-20	Apr-20	May-20	Jun-20	Jul-20	Aug-20	Sep-20	Oct-20	Nov-20	Dec-20
Fee for Service Ages 0 thru 20	4,700	6,235	5,826	3,501	323	3,288	5,452	5,831	6,138	5,939	5,617	4,808	5,298
Liberty Dental Ages 0 thru 20	16,581	20,875	19,463	11,868	1,506	10,421	18,050	18,845	19,506	19,894	18,996	16,991	18,676

% of Enrollees Ages 0-20 receiving a dental service	Dec-19	Jan-20	Feb-20	Mar-20	Apr-20	May-20	Jun-20	Jul-20	Aug-20	Sep-20	Oct-20	Nov-20	Dec-20
FFS	8.36%	11.12%	10.53%	6.21%	0.57%	5.81%	9.65%	10.18%	10.59%	10.16%	9.62%	8.07%	8.87%
Liberty Dental	6.81%	8.56%	8.02%	4.89%	0.60%	4.08%	6.91%	7.07%	7.19%	7.19%	6.78%	5.99%	6.52%

Numbers include both Medicaid and Check Up enrollees

% of Enrollees ages 0-20 Receiving a Dental Service



Percentages are for respective programs and should not be totaled to determine total coverage.

Dental Dashboards
Report Methodology - All Reports are in Incurred Mode

1 Enrolled Dental Providers

Reported by DSS via the provider enrollment file updated monthly by DXC and IBM.
Providers are unduplicated, and may provide services to both the FFS and MCO population.

2 Active Dental Providers

Reported by DSS (FFS) and Liberty Dental (8101 Provider Dental Report - Monthly Report)
FFS: Dentists (PT22) are counted if they had at least one paid claim for the respective services month.
LD: Monthly services report.

3 Dental Patients

Reported by DSS (FFS) and Liberty Dental (8102 Patient Dental Report - Monthly)
FFS: Unduplicated Dental patients (PT22) are counted if they had at least one paid claim for the respective services month.
LD: Monthly services report.

4 & 5 Service Count and Costs (SC&C)

Reported by DSS (FFS Tab 4) and Liberty Dental (Tab 5)
Liberty Dental Report is the "8103 Service Count and Costs - Monthly" series
Liberty Dental Expenditures are made to their providers on behalf of the State, and are not State expenditures.

6 FFS + Liberty Dental Capitation Payments - Per DSS

Fee for Service Enrollment per service months
Liberty Capitation Payments from the monthly financial file from Gainwell
One cap payment = one Liberty Dental enrollee

7 % of Srvc FFS Lib Dental

Compares services to FFS enrollment or number of Liberty Dental cap payments

The Division of Health Care Financing and Policy (DHCFP) data warehouse is comprised of claims data submitted by over 35,000 Medicaid providers from within Nevada and across the country. While DHCFP staff conscientiously make every effort to validate these data through continuous provider education and the use of highly experienced audit staff, the Division relies heavily on providers to submit accurate and complete information on Medicaid patients. It should therefore be understood by the users of DHCFP reports on disease morbidity and patient health that the data source for these reports are based solely on patient claims data and may not be a complete and comprehensive health record.

The data for this report is procured from databases that are currently being modernized from their legacy versions. Considering the unpredictable technical challenges that may arise during the migration of data from legacy to modernized versions of the databases, it is advised to use the data with caution.

Due to claims lag, the data may be incomplete. Data are preliminary and subject to change.

Liberty Dental data is updated per their reports on a monthly basis. Current and historical Fee for Service data is refreshed from DSS every month.