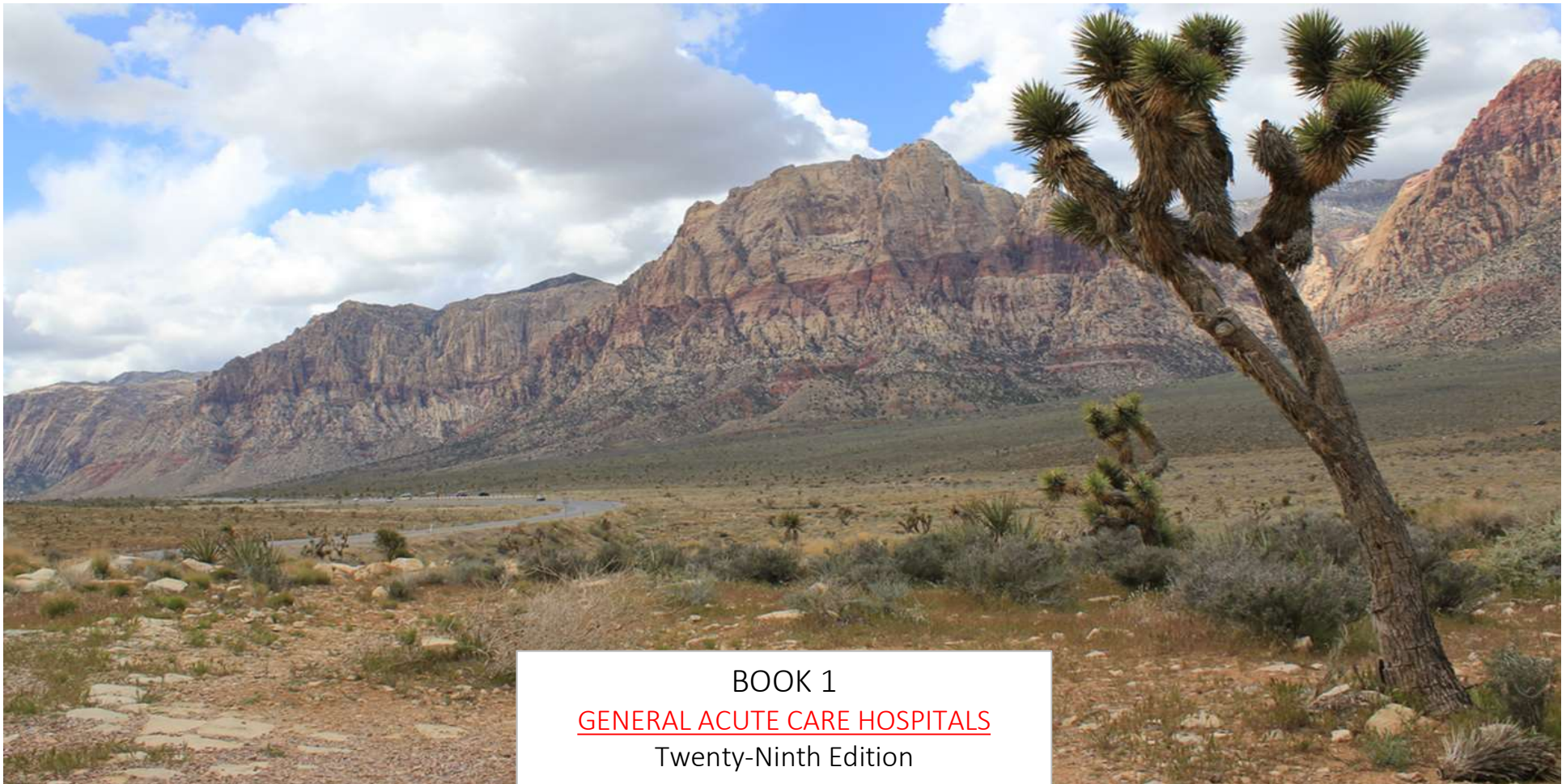




Personal Health Choices

University of Nevada Las Vegas
Center for Health Information Analysis
&

Nevada Department of Health and Human Services
Division of Health Care Financing and Policy



BOOK 1

GENERAL ACUTE CARE HOSPITALS

Twenty-Ninth Edition

Table of Contents

Foreword	i
Acknowledgments	ii
Introduction	iii
Factors to Consider in Reviewing this Report	iv
General Acute Care Hospitals	v
Listing of DRG Groups (Reports)	vi - viii
Discussion and Graphics: 75 Diagnostic Related Groups	1 - 150

Foreword

Personal Health Choices is a joint publication of the Center for Health Information Analysis (CHIA) and the Nevada Department of Health and Human Services, Division of Health Care Financing and Policy. This report presents general acute care hospital inpatient discharge billing records data for 75 common Medicare Severity Diagnosis-Related Groups (MS-DRG) as reported by 36 of Nevada's acute care hospitals that discharged patients within the period of 2012 to 2016.

The data are available through the standard Uniform Billing form, which is utilized by hospitals to bill for their hospital charges. The data include patients who were admitted to a hospital as an inpatient, but do not include patients who were treated and released from the emergency room. It includes information about patients discharged from non-federal hospitals in Nevada. The data identify billed charges, not the actual payments received by the hospital.

The data were compiled by CHIA using information from inpatient hospital billing records. This information was gathered and analyzed as part of a contractual agreement between the Department of Health and Human Services and the University under the authority granted in Section 439B of the Nevada Revised Statutes. CHIA reviews the data and requests corrections when errors are found. It is not possible to detect all errors. CHIA is not responsible for errors that cannot be found by a review.

An electronic copy of this publication can be downloaded from <http://www.nevadacomparecare.net/static-choices.php>

Nevada Department of Health and Human Services
Division of Health Care Financing and Policy
1100 East William Street, Suite 101
Carson City, NV 89701
Telephone: (775) 684-3676

Personal Health Choices
Twenty-Ninth Edition, 2012-2016
Published May, 2017



PERSONAL HEALTH CHOICES: 2012-2016

Book 1 - Acute Care Hospitals - Inpatient

ACKNOWLEDGMENTS

Department of Health and Human Services

Richard Whitley, MS, Director

University of Nevada, Las Vegas, School of Community Health Sciences

Shawn Gerstenberger, PhD, Dean

Center for Health Information Analysis

Joseph Greenway, MPH, Director

Division of Health Care Financing and Policy

Marta Jensen, Acting Administrator

Introduction

This twenty-ninth edition, Book 1 of Personal Health Choices compares 36 of Nevada's general acute care hospitals with respect to 75 common medical diagnoses and surgical procedures, defined by Medicare Severity Diagnosis Related Groups (MS-DRGs: see below). The definitions to all DRGs can be found on the narrative page for each DRG. Each diagnosis and procedure in this publication may be based on an individual DRG or multiple related DRGs.

THE DIAGNOSIS RELATED GROUP (DRG) SYSTEM

Diagnosis Related Group (DRG), is a classification system that is based on principal and secondary disease diagnoses, medical and surgical procedures, complications, comorbidities (coexisting conditions), age and discharge status. The DRG system is complex in its construction, and is based upon documentation in the patient's medical record. DRGs are divided into 25 exclusive categories referred to as major diagnostic categories (MDCs). DRGs enable hospitals to recover the appropriate reimbursement for services rendered, evaluate the quality of care and assist in evaluating utilization of services. The DRGs classify patients with similar utilization of hospital resources and length of stay patterns. Each DRG represents the average resources needed to treat patients grouped to that DRG compared to the national average of resources to treat all Medicare patients. Hospitals are reimbursed at a flat rate based on the theory that patients with similar illnesses undergoing similar procedures will require similar care. The primary outcome of the DRG system is the more efficiently a hospital delivers care, the greater its operating margin will be.

INFORMATION LEVEL

Personal Health Choices is intended as a source of information regarding the billed charges of hospitals in Nevada, and should not be construed as a definitive guide for selecting a hospital in order to receive inpatient medical care. The financial information in this report is based on billed charges rather than the amount actually collected on discharged patients per DRG. Billed charges and collected charges can differ significantly. This report provides the reader information about one component of healthcare pricing - inpatient hospitalization. Hospital outpatient services as well as professional physician and other non-hospital inpatient ancillary healthcare services are not covered in this report.

CREDIT DUE: Google (www.google.com) and Medical Dictionary (<http://medical-dictionary.thefreedictionary.com>) were used to obtain definitions for medical terms.

Factors

The information provided in this report is formatted to present narrative and tabular data on the first page and detailed tabular data on the second. This report covers a five-year trend line for DRG-related data. DRGs are sometimes broken down by age factors and/or presence of comorbidity. Comorbidity or comorbid conditions are defined as two or more coexisting medical conditions.

The first page of each selected DRG presents gender and age breakdowns of the overall hospital inpatient population, factored by the total number of discharges, average length of hospital stay and average billed charges. The age categories consist of 0-17, 18-35, 36-49, 50-64, and 65+. The narrative information on the first page for each DRG is based on the available data and may contain information on specific diagnoses and surgical procedures involved in the treatment of the patient. These diagnoses and procedures may not always be directly related to the primary ailment. The second page examines specific hospitals in Clark, Washoe and the Rural counties with regard to total discharges, average length of stays, and average billed charges.

It should be noted that, when comparing hospitals to average length of stay and billed charges, information based on small numbers of cases cannot provide a reliable statistical base upon which information can reflect a given hospital's experience. Further, physician charges (including those of surgeons) are normally separate from hospital charges, except in rural areas where some physician services -- such as radiology, anesthesia, and laboratory tests -- may be included in the hospital charges.

The Center for Health Information Analysis (CHIA) receives patient bill records directly from all the hospitals. These data are reviewed, and if errors are found, a resend is requested. Missing or out of range fields as well as statistical mixes of fields such as payer, gender, and race are looked at in the review.

GENERAL ACUTE CARE HOSPITALS

Hospital Name	Address	Phone	Beds	County
Battle Mountain General Hospital	535 Humboldt St., Battle Mountain, NV 89820	(775) 635-2550	7	Lander
Boulder City Hospital	901 Adams Blvd., Boulder City, NV 89005	(702) 293-4111	82	Clark
Carson Tahoe Regional Medical Center	1600 Medical Pkwy., Carson City, NV 89703	(775) 445-8000	211	Carson
Carson Valley Medical Center	1107 Highway 395, Gardnerville, NV 89410	(775) 782-1500	23	Douglas
Centennial Hills Hospital Medical Center	6900 N. Durango Dr., Las Vegas, NV 89149	(702) 835-9700	226	Clark
Churchill Community Hospital	801 E. Williams Ave., Fallon, NV 89406	(775) 423-3151	25	Churchill
Desert Springs Hospital Medical Center	2075 E. Flamingo Rd., Las Vegas, NV 89119	(702) 733-8800	293	Clark
Desert View Regional Medical Center	360 S. Lola Ln., Pahrump, NV 89048	(775) 751-7500	25	Nye
Grover C. Dils Medical Center	700 N. Spring St., Caliente, NV 89008	(775) 726-3171	4	Lincoln
Henderson Hospital Medical Center	1050 W. Galleria Dr., Henderson, NV 89011	(702) 963-7000	142	Clark
Humboldt General Hospital	118 E. Haskell St., Winnemucca, NV 89445	(775) 623-5222	53	Humboldt
Incline Village Community Hospital	880 Alder Ave., Incline Village, NV 89451	(775) 833-4100	4	Washoe
Mesa View Regional Hospital	1299 Bertha Howe Ave., Mesquite, NV 89027	(702) 346-8040	25	Clark
Mount Grant General Hospital	1st & A St., Hawthorne, NV 89415	(775) 945-2461	35	Mineral
Mountain View Hospital	3100 N. Tenaya Way, Las Vegas, NV 89128	(702) 962-5000	340	Clark
Mountain's Edge Hospital	8656 W. Patrick Ln., Las Vegas, NV 89148	(702) 777-7100	130	Clark
North Vista Hospital	1409 E. Lake Mead Blvd., North Las Vegas, NV 89030	(702) 649-7711	177	Clark
Northeastern Nevada Regional Hospital	2001 Errecart Blvd., Elko, NV 89801	(775) 738-5151	75	Elko
Northern Nevada Medical Center	2375 E. Prater Way, Sparks, NV 89434	(775) 331-7000	108	Washoe
Nye Regional Medical Center (CLOSED In 2015)	825 Erie Main St., Tonopah, NV 89409	(775) 482-6233	12	Nye
Pershing General Hospital	855 6th St., Lovelock, NV 89419	(775) 273-2621	13	Pershing
Renown Regional Medical Center	1155 Mill St., Reno, NV 89502	(775) 982-4100	808	Washoe
Renown South Meadows Medical Center	10101 Double R Blvd., Reno, NV 89521	(775) 982-7000	76	Washoe
Saint Mary's Regional Medical Center	235 W. Sixth St., Reno, NV 89503	(775) 770-3000	380	Washoe
Saint Rose Dominican Hospitals Rose de Lima Campus	102 E. Lake Mead Dr., Henderson, NV 89015	(702) 564-2622	110	Clark
Saint Rose Dominican Hospitals San Martin Campus	8280 W. Warm Springs Rd., Las Vegas, NV 89113	(702) 492-8000	147	Clark
Saint Rose Dominican Hospitals Siena Campus	3001 St. Rose Pkwy., Henderson, NV 89052	(702) 616-5000	326	Clark
*Sierra Surgery Hospital	1400 Medical Pkwy., Carson City, NV 89703	(775) 445-6471	15	Carson
South Lyon Medical Center	213 Whitacre St., Yerington, NV 89447	(775) 463-2301	63	Lyon
Southern Hills Hospital & Medical Center	9300 W. Sunset Rd., Las Vegas, NV 89148	(702) 916-5000	180	Clark
Spring Valley Hospital Medical Center	5400 S. Rainbow Blvd., Las Vegas, NV 89118	(702) 853-3000	292	Clark
Summerlin Hospital Medical Center	657 Town Center Dr., Las Vegas, NV 89144	(702) 233-7000	454	Clark
Sunrise Hospital & Medical Center	3186 S. Maryland Pkwy., Las Vegas, NV 89109	(702) 731-8000	690	Clark
University Medical Center of Southern Nevada	1800 W. Charleston Blvd., Las Vegas, NV 89102	(702) 383-2000	541	Clark
Valley Hospital Medical Center	620 Shadow Ln., Las Vegas, NV 89106	(702) 388-4000	301	Clark
William Bee Ririe Hospital	1500 Avenue H, Ely, NV 89301	(775) 289-3001	25	White Pine

*Sierra Surgery Hospital closed and became part of Carson Tahoe Regional Medical Center on 4/1/2015.

Listing of DRG Groups (Reports)

MSDRGs	Group Name	MDC	Pages
056-057	Degenerative Nervous System Disorders	01	1-2
058-060	Multiple Sclerosis & Cerebellar Ataxia	01	3-4
061-063	Acute Ischemic Stroke With Use Of Thrombolytic Agent	01	5-6
064-066	Intracranial Hemorrhage Or Cerebral Infarction	01	7-8
069	Transient Ischemia	01	9-10
088-090	Concussion	01	11-12
163-165	Major Chest Procedures	04	13-14
177-179	Respiratory Infections & Inflammations	04	15-16
180-182	Respiratory Neoplasms	04	17-18
183-185	Major Chest Trauma	04	19-20
189	Pulmonary Edema & Respiratory Failure	04	21-22
190-192	Chronic Obstructive Pulmonary Disease	04	23-24
193-195	Simple Pneumonia & Pleurisy	04	25-26
202-203	Bronchitis & Asthma	04	27-28
216-221	Cardiac Valve & Other Major Cardiothoracic Procedures	05	29-30
231-232	Coronary Bypass With PTCA	05	31-32
233-236	Coronary Bypass	05	33-34
237-238,268-272	Major Cardiovascular Procedures	05	35-36
242-244	Permanent Cardiac Pacemaker Implant	05	37-38
280-282	Acute Myocardial Infarction, Discharged Alive	05	39-40
283-285	Acute Myocardial Infarction, Expired	05	41-42
291-293	Heart Failure & Shock	05	43-44
296-298	Cardiac Arrest, Unexplained	05	45-46
299-301	Peripheral Vascular Disorders	05	47-48
302-303	Atherosclerosis	05	49-50

Listing of DRG Groups (Reports)

MSDRGs	Group Name	MDC	Pages
304-305	Hypertension	05	51-52
306-307	Cardiac Congenital & Valvular Disorders	05	53-54
308-310	Cardiac Arrhythmia & Conduction Disorders	05	55-56
311	Angina Pectoris	05	57-58
313	Chest Pain	05	59-60
326-328	Stomach, Esophageal & Duodenal Procedures	06	61-62
329-331	Major Small & Large Bowel Procedures	06	63-64
332-334	Rectal Resection	06	65-66
338-343	Appendectomy	06	67-68
344-346	Minor Small & Large Bowel Procedures	06	69-70
350-352	Inguinal & Femoral Hernia Procedures	06	71-72
353-355	Hernia Procedures Except Inguinal & Femoral	06	73-74
377-379	Gastrointestinal Hemorrhage	06	75-76
380-384	Peptic Ulcer	06	77-78
385-387	Inflammatory Bowel Disease	06	79-80
388-390	Gastrointestinal Obstruction	06	81-82
411-416	Cholecystectomy - Nonlaparoscopic	07	83-84
417-419	Cholecystectomy - Laparoscopic	07	85-86
432-434	Cirrhosis & Alcoholic Hepatitis	07	87-88
480-482	Hip & Femur Procedures Except Major Joint	08	89-90
485-489	Knee Procedures	08	91-92
490-491,518-520	Back & Neck Procedures Except Spinal Fusion	08	93-94
551-552	Medical Back Problems	08	95-96
582-583	Mastectomy For Malignancy	09	97-98
619-621	Operating Room Procedures For Obesity	10	99-100

Listing of DRG Groups (Reports)

MSDRGs	Group Name	MDC	Pages
637-639	Diabetes	10	101-102
643-645	Endocrine Disorders	10	103-104
656-658	Kidney & Ureter Procedures For Neoplasm	11	105-106
659-661	Kidney And Ureter Procedures For Non-Neoplasm	11	107-108
665-667	Prostatectomy	11	109-110
682-684	Renal Failure	11	111-112
685	Admit For Renal Dialysis	11	113-114
686-688	Kidney & Urinary Tract Neoplasms	11	115-116
689-690	Kidney And Urinary Tract Infections	11	117-118
691-694	Urinary Stones	11	119-120
765	Cesarean Section With Complications	14	121-122
766	Cesarean Section Without Complications	14	123-124
774	Vaginal Delivery With Complicating Diagnoses	14	125-126
775	Vaginal Delivery Without Complicating Diagnoses	14	127-128
780	False Labor	14	129-130
791	Prematurity With Major Problems	15	131-132
795	Normal Newborn	15	133-134
856-858,862-863	Postoperative Or Post-Traumatic Infections	18	135-136
865-866	Viral Illness	18	137-138
870-872	Septicemia Or Severe Sepsis	18	139-140
881	Depressive Neuroses	19	141-142
895-897	Alcohol/Drug Abuse Or Dependence	20	143-144
913-914	Traumatic Injury	21	145-146
915-916	Allergic Reactions	21	147-148
917-918	Poisoning & Toxic Effects Of Drugs	21	149-150

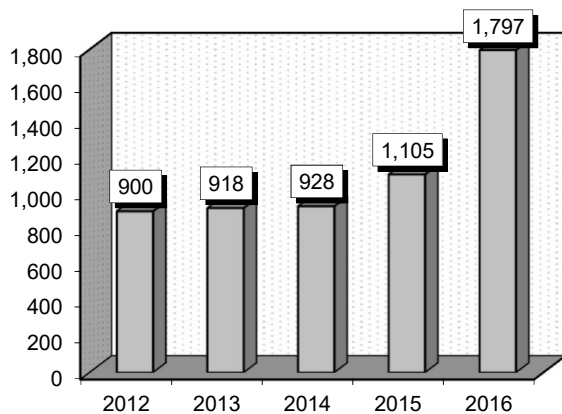
Degenerative Nervous System Disorders (056-057)

Diagnoses: that frequently accompanied Degenerative Nervous System Disorders were: 1) Alzheimer's disease (3310), 2) Unspecified essential hypertension (4019), 3) Paralysis agitans (3320), 4) Hemiplegia, unspecified, affecting unspecified side (34290), 5) Dementia with lewy bodies (33182).

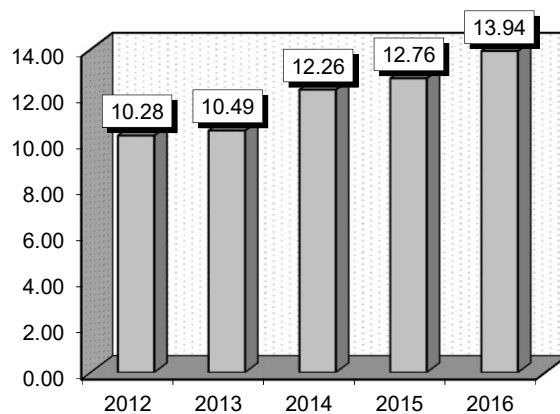
Definitions: **Alzheimer's disease:** A progressive, degenerative disorder that attacks the brain's nerve cells, or neurons, resulting in loss of memory, thinking and language skills, and behavioral changes. **Hypertension:** High blood pressure. **Hemiplegia:** Paralysis of one side of the body. **Dementia:** A general term for a decline in mental ability severe enough to interfere with daily life. Memory loss is an example. Alzheimer's is the most common type of dementia.

Gender	2012			2013			2014			2015			2016		
	Cases	Avg LOS	Avg Bill	Cases	Avg LOS	Avg Bill	Cases	Avg LOS	Avg Bill	Cases	Avg LOS	Avg Bill	Cases	Avg LOS	Avg Bill
Male	406	10.15	\$62,384	446	10.09	\$64,653	425	10.60	\$71,066	538	12.60	\$87,981	909	14.08	\$107,208
Female	494	10.38	\$65,867	472	10.87	\$66,973	503	13.67	\$78,886	567	12.90	\$92,798	888	13.79	\$97,530
Age Group	Cases	Avg LOS	Avg Bill	Cases	Avg LOS	Avg Bill	Cases	Avg LOS	Avg Bill	Cases	Avg LOS	Avg Bill	Cases	Avg LOS	Avg Bill
0-17	7	1.86	\$15,042	7	4.57	\$53,887	5	5.60	\$62,779	10	2.40	\$31,455	16	2.75	\$37,221
18-35	33	5.24	\$90,867	37	4.51	\$71,929	32	5.47	\$92,175	37	4.86	\$76,039	53	7.94	\$104,607
36-49	45	8.49	\$77,197	44	3.95	\$53,245	64	4.75	\$64,419	85	6.87	\$86,642	121	9.48	\$98,987
50-64	124	7.06	\$57,547	140	7.37	\$64,407	120	12.75	\$75,270	186	11.49	\$92,154	341	14.19	\$110,375
65+	691	11.30	\$63,897	690	11.92	\$66,737	707	13.21	\$75,621	787	14.19	\$91,889	1,266	14.69	\$101,346
Total	900	10.28	\$64,296	918	10.49	\$65,846	928	12.26	\$75,304	1,105	12.76	\$90,453	1,797	13.94	\$102,426

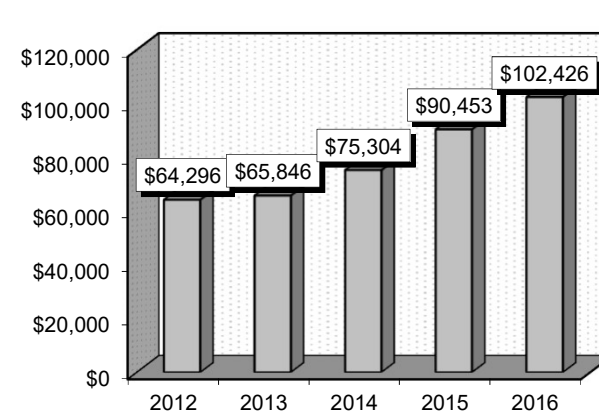
Patient Discharges (Cases)



Average Length of Stay (Avg LOS)



Average Billed Charges (Avg Bill)



County / Hospital	2012			2013			2014			2015			2016		
	Cases	Avg LOS	Avg Bill	Cases	Avg LOS	Avg Bill	Cases	Avg LOS	Avg Bill	Cases	Avg LOS	Avg Bill	Cases	Avg LOS	Avg Bill
Clark															
Centennial Hills	16	4.19	\$60,318	25	4.52	\$73,922	25	5.52	\$80,814	35	3.66	\$64,577	33	5.64	\$93,330
Desert Springs	37	8.92	\$72,417	45	11.71	\$66,933	55	15.85	\$81,748	82	11.52	\$72,141	135	16.09	\$92,743
Henderson Hospital	0	0.00	\$0	0	0.00	\$0	0	0.00	\$0	0	0.00	\$0	0	0.00	\$0
Mountain View	45	4.27	\$50,010	59	4.46	\$55,770	50	4.34	\$62,881	90	8.39	\$81,607	200	11.54	\$109,246
Mountain's Edge	0	0.00	\$0	0	0.00	\$0	0	0.00	\$0	1	6.00	\$17,652	20	12.30	\$81,226
North Vista	14	18.50	\$58,546	22	14.77	\$48,937	9	46.00	\$118,635	16	12.13	\$60,774	16	6.56	\$30,688
Southern Hills	45	9.53	\$42,766	72	12.08	\$53,302	78	11.38	\$48,190	98	10.97	\$64,071	98	12.14	\$71,241
Spring Valley	28	4.25	\$85,008	24	3.92	\$39,703	29	5.48	\$75,975	53	10.08	\$102,108	145	13.38	\$104,752
St. Rose-Rose de Lima	11	4.73	\$46,888	14	2.93	\$40,420	13	6.62	\$56,713	26	16.96	\$141,335	106	16.89	\$119,935
St. Rose-San Martin	14	6.29	\$100,124	19	4.74	\$75,228	17	6.29	\$106,421	14	3.07	\$60,347	16	6.00	\$91,159
St. Rose-Siena	35	4.97	\$64,331	39	4.26	\$63,260	29	5.21	\$76,177	27	5.00	\$93,791	31	5.42	\$72,097
Summerlin	40	3.20	\$42,394	18	3.67	\$53,299	42	5.71	\$86,805	67	12.34	\$117,402	171	15.60	\$125,647
Sunrise	41	4.90	\$55,266	54	6.63	\$67,146	54	4.33	\$67,878	118	9.70	\$108,607	249	13.10	\$123,168
UMC	33	7.27	\$49,271	44	5.18	\$36,315	44	22.09	\$61,617	36	11.78	\$62,846	66	7.26	\$72,829
Valley	82	4.84	\$67,464	66	6.74	\$100,426	65	5.57	\$86,598	97	8.43	\$81,610	128	12.48	\$103,744
Total	441	6.07	\$59,655	501	7.16	\$62,458	510	9.49	\$72,739	760	9.83	\$86,991	1,414	12.88	\$104,938
Washoe															
Carson Tahoe	121	13.15	\$52,684	113	16.13	\$63,523	115	16.20	\$61,864	90	20.38	\$67,482	62	14.47	\$60,481
Northern Nevada	249	16.78	\$85,774	214	17.48	\$85,351	234	17.64	\$94,850	185	22.82	\$129,942	217	20.27	\$127,641
Renown Regional	56	9.55	\$52,170	39	7.72	\$50,288	25	8.84	\$68,207	29	7.69	\$60,423	46	7.20	\$46,818
Renown S. Meadows	1	1.00	\$14,815	5	3.20	\$20,557	2	2.00	\$13,129	1	1.00	\$20,361	7	3.43	\$17,742
Saint Mary's	8	3.25	\$18,018	26	3.81	\$51,361	15	5.80	\$63,369	24	5.29	\$55,184	20	7.10	\$34,196
Sierra Surgery	0	0.00	\$0	0	0.00	\$0	0	0.00	\$0	0	0.00	\$0	0	0.00	\$0
Total	435	14.55	\$70,834	397	15.06	\$72,651	391	16.12	\$81,819	329	19.47	\$100,941	352	16.46	\$97,754
Rural															
Battle Mountain	0	0.00	\$0	0	0.00	\$0	0	0.00	\$0	0	0.00	\$0	0	0.00	\$0
Boulder City	2	4.50	\$9,925	3	5.00	\$16,627	11	13.64	\$39,457	7	26.71	\$69,362	14	19.71	\$46,183
Carson Valley	2	4.00	\$20,570	0	0.00	\$0	1	2.00	\$12,395	0	0.00	\$0	0	0.00	\$0
Churchill	4	32.25	\$71,765	1	5.00	\$25,872	3	4.33	\$20,074	1	3.00	\$20,937	0	0.00	\$0
Desert View	2	2.50	\$11,763	1	1.00	\$3,125	4	3.50	\$25,490	4	3.00	\$15,969	6	5.17	\$28,941
Grover C. Dils	0	0.00	\$0	0	0.00	\$0	0	0.00	\$0	0	0.00	\$0	0	0.00	\$0
Humboldt	4	5.25	\$20,179	1	6.00	\$25,004	1	29.00	\$16,306	1	7.00	\$4,248	0	0.00	\$0
Incline Village	0	0.00	\$0	0	0.00	\$0	0	0.00	\$0	0	0.00	\$0	0	0.00	\$0
Mesa View	1	1.00	\$4,227	4	1.75	\$14,801	0	0.00	\$0	1	3.00	\$11,814	0	0.00	\$0
Mount Grant	0	0.00	\$0	2	4.50	\$13,618	0	0.00	\$0	0	0.00	\$0	2	309.00	\$7,595
Northeastern	7	9.14	\$39,217	6	3.17	\$17,000	6	4.17	\$25,402	2	3.00	\$20,421	8	11.38	\$49,070
Nye	0	0.00	\$0	1	1.00	\$299	0	0.00	\$0	0	0.00	\$0	0	0.00	\$0
Pershing	0	0.00	\$0	0	0.00	\$0	0	0.00	\$0	0	0.00	\$0	1	30.00	\$38,764
South Lyon	1	5.00	\$11,391	1	4.00	\$20,124	0	0.00	\$0	0	0.00	\$0	0	0.00	\$0
William Bee Ririe	1	1.00	\$2,745	0	0.00	\$0	1	3.00	\$16,951	0	0.00	\$0	0	0.00	\$0
Total	24	10.13	\$31,049	20	3.35	\$15,637	27	8.74	\$29,418	16	13.63	\$39,203	31	33.74	\$40,862
All Counties	900	10.28	\$64,296	918	10.49	\$65,846	928	12.26	\$75,304	1,105	12.76	\$90,453	1,797	13.94	\$102,426

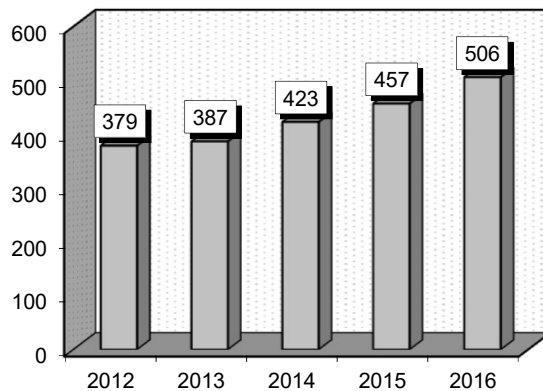
Multiple Sclerosis & Cerebellar Ataxia (058-060)

Diagnoses: that frequently accompanied Multiple Sclerosis & Cerebellar Ataxia were: 1) Unspecified essential hypertension (4019), 2) Chronic pain syndrome (3384), 3) Abnormality of gait (7812), 4) Anxiety state, unspecified (30000), 5) Tobacco use disorder (3051), 6) Hemiplegia, unspecified, affecting unspecified side (34290).

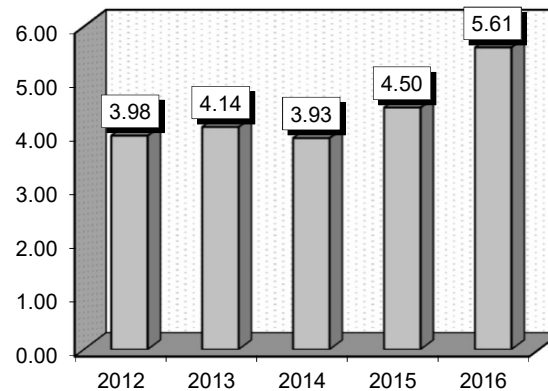
Definitions: **Multiple sclerosis:** A chronic degenerative disease of the central nervous system in which gradual destruction of myelin occurs in patches throughout the brain or spinal cord or both, interfering with the nerve pathways and causing muscular weakness, loss of coordination, and speech and visual disturbances. **Hypertension:** High blood pressure. **Neuromyelitis:** Also called Devic's disease, is a central nervous system disorder causing primarily swelling and inflammation of the eye nerves (optic neuritis) and the spinal cord (myelitis). **Myelin:** An insulating layer, or sheath, that forms around nerves, including those in the brain and spinal cord. It is made up of protein and fatty substances. **Hemiplegia:** Paralysis of one side of the body.

Gender	2012			2013			2014			2015			2016		
	Cases	Avg LOS	Avg Bill	Cases	Avg LOS	Avg Bill	Cases	Avg LOS	Avg Bill	Cases	Avg LOS	Avg Bill	Cases	Avg LOS	Avg Bill
Male	88	3.95	\$50,110	105	4.51	\$53,051	110	4.11	\$58,441	116	5.10	\$68,993	155	5.26	\$60,717
Female	291	3.98	\$46,445	282	4.00	\$47,686	313	3.87	\$57,534	341	4.29	\$62,420	351	5.77	\$69,598
Age Group	Cases	Avg LOS	Avg Bill	Cases	Avg LOS	Avg Bill	Cases	Avg LOS	Avg Bill	Cases	Avg LOS	Avg Bill	Cases	Avg LOS	Avg Bill
0-17	4	4.00	\$26,687	2	3.50	\$27,992	3	1.67	\$24,974	9	4.22	\$44,670	4	4.75	\$53,838
18-35	116	3.36	\$38,176	98	4.21	\$48,159	132	3.65	\$48,842	123	4.02	\$59,579	143	4.76	\$62,832
36-49	132	4.17	\$55,062	144	4.17	\$53,041	151	4.30	\$67,186	174	4.59	\$64,673	173	4.31	\$66,522
50-64	83	4.08	\$44,169	112	4.15	\$48,894	105	3.55	\$53,293	106	4.58	\$67,247	138	8.00	\$72,977
65+	44	4.82	\$55,811	31	3.74	\$36,391	32	4.78	\$67,926	45	5.31	\$70,600	48	6.08	\$63,761
Total	379	3.98	\$47,296	387	4.14	\$49,142	423	3.93	\$57,770	457	4.50	\$64,089	506	5.61	\$66,877

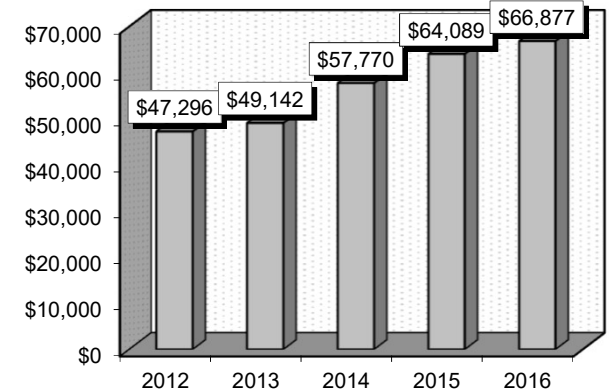
Patient Discharges (Cases)



Average Length of Stay (Avg LOS)



Average Billed Charges (Avg Bill)



County / Hospital	2012			2013			2014			2015			2016		
	Cases	Avg LOS	Avg Bill	Cases	Avg LOS	Avg Bill	Cases	Avg LOS	Avg Bill	Cases	Avg LOS	Avg Bill	Cases	Avg LOS	Avg Bill
Clark															
Centennial Hills	35	3.80	\$54,390	38	3.61	\$59,398	37	3.38	\$65,208	31	3.77	\$75,082	30	6.37	\$94,454
Desert Springs	15	4.80	\$58,947	18	5.61	\$52,634	22	4.05	\$56,307	40	6.03	\$68,046	40	5.23	\$60,904
Henderson Hospital	0	0.00	\$0	0	0.00	\$0	0	0.00	\$0	0	0.00	\$0	0	0.00	\$0
Mountain View	19	3.37	\$37,400	30	3.93	\$47,014	35	3.80	\$66,830	61	4.49	\$61,252	48	4.88	\$81,886
Mountain's Edge	0	0.00	\$0	0	0.00	\$0	0	0.00	\$0	0	0.00	\$0	0	0.00	\$0
North Vista	4	4.00	\$50,570	7	5.00	\$31,271	13	3.46	\$38,835	8	5.38	\$28,182	7	3.57	\$59,581
Southern Hills	9	5.11	\$72,820	9	2.00	\$27,369	18	3.94	\$69,266	15	3.67	\$72,157	20	3.55	\$64,770
Spring Valley	31	3.03	\$55,607	41	4.90	\$63,183	31	5.16	\$81,436	30	4.70	\$80,628	39	5.10	\$57,812
St. Rose-Rose de Lima	5	4.60	\$71,470	8	2.63	\$31,403	4	3.50	\$71,752	9	4.67	\$104,513	12	5.50	\$60,152
St. Rose-San Martin	7	4.86	\$75,829	10	3.60	\$31,806	21	3.71	\$61,728	22	4.50	\$75,565	15	3.40	\$56,764
St. Rose-Siena	23	3.43	\$27,234	18	4.72	\$56,876	11	2.91	\$45,084	23	3.52	\$43,845	31	3.39	\$46,405
Summerlin	35	4.37	\$68,392	29	4.97	\$68,548	30	4.47	\$80,377	47	4.64	\$84,696	61	5.52	\$103,920
Sunrise	47	3.26	\$35,689	36	5.25	\$59,933	54	3.24	\$42,348	44	4.89	\$64,425	39	5.00	\$66,894
UMC	33	3.52	\$27,543	24	3.96	\$27,426	34	3.82	\$29,429	20	5.40	\$42,087	27	4.26	\$44,997
Valley	54	3.69	\$55,194	46	3.00	\$55,656	47	3.72	\$62,503	59	3.93	\$66,432	57	4.88	\$67,922
Total	317	3.73	\$49,069	314	4.20	\$52,954	357	3.81	\$58,774	409	4.56	\$67,728	426	4.87	\$70,924
Washoe															
Carson Tahoe	2	2.50	\$18,655	7	3.43	\$21,748	1	1.00	\$7,203	1	3.00	\$31,709	13	4.38	\$40,401
Northern Nevada	7	7.29	\$65,969	2	3.50	\$28,601	4	3.25	\$36,882	1	2.00	\$29,639	6	6.33	\$72,357
Renown Regional	35	6.09	\$41,487	41	4.32	\$31,978	32	3.72	\$29,628	25	3.80	\$25,992	32	4.78	\$41,221
Renown S. Meadows	2	1.50	\$36,862	5	2.60	\$15,455	1	5.00	\$42,446	3	2.00	\$16,313	0	0.00	\$0
Saint Mary's	10	3.30	\$25,791	10	4.20	\$67,651	12	9.17	\$166,982	11	5.82	\$67,402	19	5.95	\$62,527
Sierra Surgery	0	0.00	\$0	0	0.00	\$0	0	0.00	\$0	0	0.00	\$0	0	0.00	\$0
Total	56	5.45	\$40,764	65	4.05	\$34,990	50	4.96	\$62,981	41	4.15	\$36,622	70	5.16	\$49,521
Rural															
Battle Mountain	0	0.00	\$0	0	0.00	\$0	0	0.00	\$0	0	0.00	\$0	0	0.00	\$0
Boulder City	0	0.00	\$0	0	0.00	\$0	2	1.50	\$3,296	0	0.00	\$0	2	9.00	\$19,506
Carson Valley	0	0.00	\$0	0	0.00	\$0	0	0.00	\$0	0	0.00	\$0	2	2.50	\$14,518
Churchill	0	0.00	\$0	1	3.00	\$13,368	2	5.50	\$21,283	0	0.00	\$0	0	0.00	\$0
Desert View	1	1.00	\$5,038	1	4.00	\$23,929	5	3.60	\$20,802	2	3.00	\$13,544	5	3.00	\$16,802
Grover C. Dils	0	0.00	\$0	0	0.00	\$0	0	0.00	\$0	0	0.00	\$0	0	0.00	\$0
Humboldt	1	2.00	\$38,367	1	1.00	\$14,290	1	1.00	\$9,911	1	3.00	\$22,178	0	0.00	\$0
Incline Village	0	0.00	\$0	0	0.00	\$0	0	0.00	\$0	0	0.00	\$0	0	0.00	\$0
Mesa View	0	0.00	\$0	0	0.00	\$0	0	0.00	\$0	0	0.00	\$0	0	0.00	\$0
Mount Grant	0	0.00	\$0	0	0.00	\$0	0	0.00	\$0	0	0.00	\$0	1	365.00	\$7,595
Northeastern	2	2.00	\$13,819	2	3.50	\$27,214	4	3.75	\$28,105	1	1.00	\$8,451	0	0.00	\$0
Nye	0	0.00	\$0	2	1.00	\$299	0	0.00	\$0	0	0.00	\$0	0	0.00	\$0
Pershing	0	0.00	\$0	0	0.00	\$0	0	0.00	\$0	0	0.00	\$0	0	0.00	\$0
South Lyon	0	0.00	\$0	0	0.00	\$0	0	0.00	\$0	0	0.00	\$0	0	0.00	\$0
William Bee Ririe	2	6.50	\$8,113	1	3.00	\$9,298	2	3.00	\$14,971	3	3.00	\$9,578	0	0.00	\$0
Total	6	3.33	\$14,545	8	2.50	\$14,489	16	3.38	\$19,090	7	2.71	\$12,350	10	40.30	\$15,965
All Counties	379	3.98	\$47,296	387	4.14	\$49,142	423	3.93	\$57,770	457	4.50	\$64,089	506	5.61	\$66,877

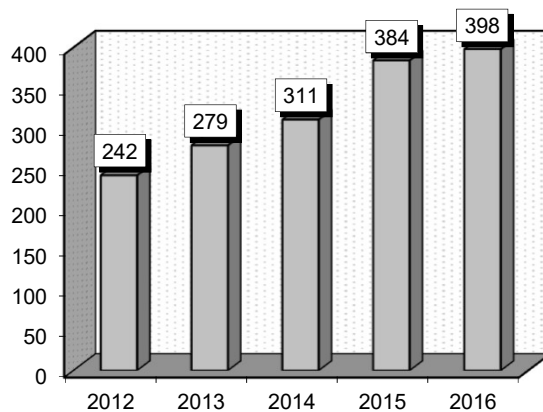
Acute Ischemic Stroke With Use Of Thrombolytic Agent (061-063)

Diagnoses: that frequently accompanied Acute Ischemic Stroke With Use Of Thrombolytic Agent were: 1) Cerebral artery occlusion, unspecified with cerebral infarction (43491), 2) Hemiplegia, unspecified, affecting unspecified side (34290), 3) Unspecified essential hypertension (4019), 4) Other and unspecified hyperlipidemia (2724), 5) Aphasia (7843).

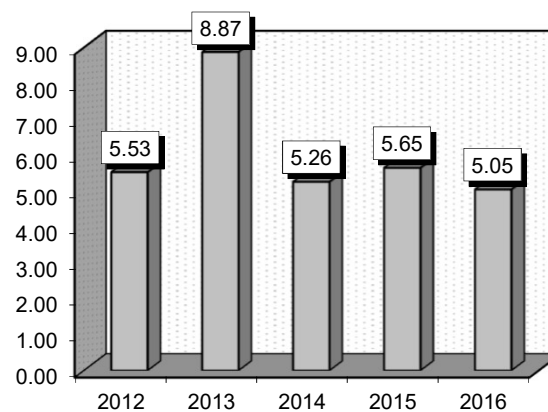
Definitions: **Ischemic stroke:** A stroke caused by diminished blood flow to a particular artery in the brain, e.g., as a result of a clot in the artery or an embolus lodging in the artery. **Ischemia:** An insufficient supply of blood to an organ, usually due to a blocked artery. **Hemiplegia:** Paralysis of one side of the body. **Thrombosis:** Formation of a clot in the blood that either blocks, or partially blocks a blood vessel. The thrombus may lead to infarction, or death of tissue, due to a blocked blood supply. **Embolism:** The obstruction of a blood vessel by a foreign substance or a blood clot that travels through the bloodstream, lodging in a blood vessel, plugging the vessel. Foreign substances that can cause embolisms include air bubbles, amniotic fluid, globules of fat, clumps of bacteria, chemicals (such as talc), and drugs (mainly illegal ones). **Infarction:** Death of tissue from deprivation of its blood supply. **Stenosis:** The abnormal narrowing of a passage in the body. **Hyperlipidemia:** An abnormally high concentration of fats or lipids in the blood.

Gender	2012			2013			2014			2015			2016		
	Cases	Avg LOS	Avg Bill	Cases	Avg LOS	Avg Bill	Cases	Avg LOS	Avg Bill	Cases	Avg LOS	Avg Bill	Cases	Avg LOS	Avg Bill
Male	128	5.58	\$95,719	156	6.35	\$109,085	161	5.19	\$109,600	184	5.01	\$116,979	198	5.69	\$122,919
Female	114	5.48	\$105,631	123	12.07	\$142,700	150	5.34	\$110,336	200	6.25	\$118,243	200	4.43	\$122,981
Age Group	Cases	Avg LOS	Avg Bill	Cases	Avg LOS	Avg Bill	Cases	Avg LOS	Avg Bill	Cases	Avg LOS	Avg Bill	Cases	Avg LOS	Avg Bill
0-17	0	0.00	\$0	0	0.00	\$0	0	0.00	\$0	0	0.00	\$0	0	0.00	\$0
18-35	5	2.20	\$64,893	5	6.40	\$112,194	9	3.67	\$114,173	11	4.91	\$105,622	10	3.70	\$122,773
36-49	23	5.74	\$79,080	30	7.77	\$114,825	25	5.08	\$109,449	48	4.69	\$125,944	41	4.15	\$122,330
50-64	79	5.57	\$98,692	77	16.49	\$155,700	80	3.98	\$96,558	104	5.74	\$111,396	108	5.75	\$124,279
65+	135	5.60	\$106,325	167	5.63	\$111,226	197	5.88	\$115,267	221	5.86	\$119,369	239	4.95	\$122,463
Total	242	5.53	\$100,388	279	8.87	\$123,905	311	5.26	\$109,955	384	5.65	\$117,638	398	5.05	\$122,950

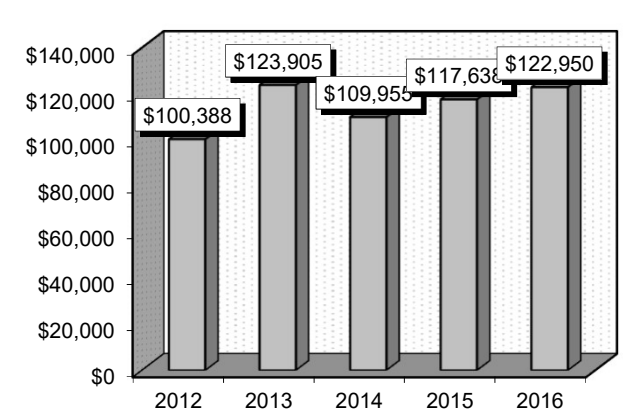
Patient Discharges (Cases)



Average Length of Stay (Avg LOS)



Average Billed Charges (Avg Bill)



County / Hospital	2012			2013			2014			2015			2016		
	Cases	Avg LOS	Avg Bill	Cases	Avg LOS	Avg Bill	Cases	Avg LOS	Avg Bill	Cases	Avg LOS	Avg Bill	Cases	Avg LOS	Avg Bill
Clark															
Centennial Hills	3	3.00	\$82,510	9	7.00	\$171,868	18	4.50	\$146,555	26	5.73	\$151,527	30	3.47	\$142,754
Desert Springs	21	6.67	\$118,114	27	6.67	\$116,083	23	7.17	\$128,888	18	6.56	\$131,235	27	5.07	\$122,950
Henderson Hospital	0	0.00	\$0	0	0.00	\$0	0	0.00	\$0	0	0.00	\$0	0	0.00	\$0
Mountain View	14	4.57	\$105,133	24	8.21	\$121,421	20	6.50	\$124,861	31	4.45	\$109,928	24	4.67	\$129,573
Mountain's Edge	0	0.00	\$0	0	0.00	\$0	0	0.00	\$0	0	0.00	\$0	0	0.00	\$0
North Vista	0	0.00	\$0	1	3.00	\$108,150	0	0.00	\$0	0	0.00	\$0	0	0.00	\$0
Southern Hills	9	5.00	\$76,006	7	2.29	\$64,263	6	2.33	\$64,417	17	4.82	\$97,980	11	5.82	\$124,054
Spring Valley	23	5.04	\$110,644	19	7.74	\$161,085	33	4.91	\$134,659	45	4.27	\$142,472	30	4.53	\$156,438
St. Rose-Rose de Lima	2	4.00	\$70,556	5	5.00	\$81,779	7	4.29	\$80,203	7	3.71	\$92,750	9	4.11	\$86,601
St. Rose-San Martin	2	7.00	\$142,060	0	0.00	\$0	5	3.40	\$63,891	7	3.86	\$76,200	3	10.33	\$132,498
St. Rose-Siena	19	3.84	\$83,793	16	4.25	\$81,830	20	4.60	\$79,585	18	6.83	\$105,434	46	6.17	\$103,141
Summerlin	2	3.00	\$100,916	7	5.43	\$185,028	20	7.35	\$185,508	31	4.81	\$155,985	17	4.35	\$154,036
Sunrise	53	4.68	\$110,000	33	6.70	\$120,583	54	5.46	\$108,137	46	5.76	\$125,064	48	4.56	\$133,902
UMC	16	4.81	\$59,841	15	6.13	\$74,016	11	5.18	\$70,393	10	8.60	\$115,938	15	7.80	\$131,510
Valley	46	5.98	\$113,511	55	19.07	\$198,736	32	5.25	\$125,722	38	6.58	\$141,188	57	5.51	\$152,431
Total	210	5.12	\$103,127	218	9.63	\$138,748	249	5.45	\$119,476	294	5.46	\$129,184	317	5.14	\$133,749
Washoe															
Carson Tahoe	0	0.00	\$0	0	0.00	\$0	0	0.00	\$0	0	0.00	\$0	3	3.00	\$89,610
Northern Nevada	2	16.50	\$129,924	2	8.00	\$77,801	2	1.50	\$49,872	5	5.40	\$91,972	8	2.13	\$66,286
Renown Regional	18	7.94	\$74,529	44	6.77	\$66,960	38	4.89	\$62,006	56	5.07	\$62,776	54	5.07	\$76,477
Renown S. Meadows	0	0.00	\$0	2	2.00	\$25,385	0	0.00	\$0	0	0.00	\$0	0	0.00	\$0
Saint Mary's	12	7.33	\$86,317	12	4.83	\$96,836	22	4.09	\$90,481	29	8.79	\$110,946	16	5.13	\$100,438
Sierra Surgery	0	0.00	\$0	0	0.00	\$0	0	0.00	\$0	0	0.00	\$0	0	0.00	\$0
Total	32	8.25	\$82,412	60	6.27	\$71,911	62	4.50	\$71,719	90	6.29	\$79,919	81	4.72	\$80,690
Rural															
Battle Mountain	0	0.00	\$0	0	0.00	\$0	0	0.00	\$0	0	0.00	\$0	0	0.00	\$0
Boulder City	0	0.00	\$0	0	0.00	\$0	0	0.00	\$0	0	0.00	\$0	0	0.00	\$0
Carson Valley	0	0.00	\$0	1	1.00	\$7,633	0	0.00	\$0	0	0.00	\$0	0	0.00	\$0
Churchill	0	0.00	\$0	0	0.00	\$0	0	0.00	\$0	0	0.00	\$0	0	0.00	\$0
Desert View	0	0.00	\$0	0	0.00	\$0	0	0.00	\$0	0	0.00	\$0	0	0.00	\$0
Grover C. Dils	0	0.00	\$0	0	0.00	\$0	0	0.00	\$0	0	0.00	\$0	0	0.00	\$0
Humboldt	0	0.00	\$0	0	0.00	\$0	0	0.00	\$0	0	0.00	\$0	0	0.00	\$0
Incline Village	0	0.00	\$0	0	0.00	\$0	0	0.00	\$0	0	0.00	\$0	0	0.00	\$0
Mesa View	0	0.00	\$0	0	0.00	\$0	0	0.00	\$0	0	0.00	\$0	0	0.00	\$0
Mount Grant	0	0.00	\$0	0	0.00	\$0	0	0.00	\$0	0	0.00	\$0	0	0.00	\$0
Northeastern	0	0.00	\$0	0	0.00	\$0	0	0.00	\$0	0	0.00	\$0	0	0.00	\$0
Nye	0	0.00	\$0	0	0.00	\$0	0	0.00	\$0	0	0.00	\$0	0	0.00	\$0
Pershing	0	0.00	\$0	0	0.00	\$0	0	0.00	\$0	0	0.00	\$0	0	0.00	\$0
South Lyon	0	0.00	\$0	0	0.00	\$0	0	0.00	\$0	0	0.00	\$0	0	0.00	\$0
William Bee Ririe	0	0.00	\$0	0	0.00	\$0	0	0.00	\$0	0	0.00	\$0	0	0.00	\$0
Total	0	0.00	\$0	1	1.00	\$7,633	0	0.00	\$0	0	0.00	\$0	0	0.00	\$0
All Counties	242	5.53	\$100,388	279	8.87	\$123,905	311	5.26	\$109,955	384	5.65	\$117,638	398	5.05	\$122,950

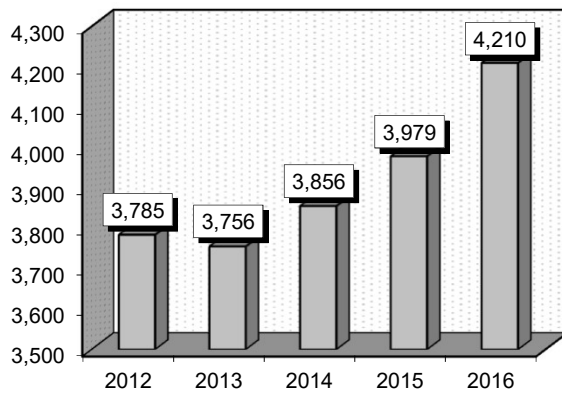
Intracranial Hemorrhage Or Cerebral Infarction (064-066)

Diagnoses: that frequently accompanied Intracranial Hemorrhage Or Cerebral Infarction were: 1) Cerebral artery occlusion, unspecified with cerebral infarction (43491), 2) Cerebral embolism with cerebral infarction (43411), 3) Occlusion and stenosis of carotid artery with cerebral infarction (43311), 4) Subdural hemorrhage (4321), 5) Unspecified essential hypertension (4019), 6) Acute respiratory failure (51881), 7) Hemiplegia, unspecified, affecting unspecified side (34290), 8) Tobacco use disorder (3051), 9) Long-term (current) use of aspirin (V5866).

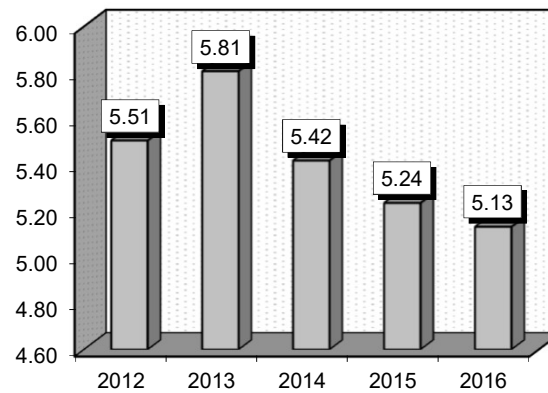
Definitions: **Occlusion:** The blockage or closing of a blood vessel or hollow organ. **Hemorrhage:** An escape of blood from the blood vessels, especially when excessive. **Arteriography:** Radiography of an artery, carried out after injection of a radio-opaque substance. **Thrombosis:** Formation of a clot in the blood that either blocks, or partially blocks a blood vessel. The thrombus may lead to infarction, or death of tissue, due to a blocked blood supply. **Embolism:** The obstruction of a blood vessel by a foreign substance or a blood clot that travels through the bloodstream, lodging in a blood vessel, plugging the vessel. Foreign substances that can cause embolisms include air bubbles, amniotic fluid, globules of fat, clumps of bacteria, chemicals (such as talc), and drugs (mainly illegal ones). **Infarction:** Death of tissue from deprivation of its blood supply. **Stenosis:** The abnormal narrowing of a passage in the body. **Hypertension:** High blood pressure. **Hemiplegia:** Paralysis of one side of the body.

	2012			2013			2014			2015			2016		
	Cases	Avg LOS	Avg Bill	Cases	Avg LOS	Avg Bill	Cases	Avg LOS	Avg Bill	Cases	Avg LOS	Avg Bill	Cases	Avg LOS	Avg Bill
Gender															
Male	1,978	5.65	\$63,861	1,973	6.03	\$70,798	1,994	5.80	\$72,906	2,125	5.61	\$72,893	2,196	5.33	\$81,080
Female	1,807	5.34	\$62,848	1,783	5.56	\$65,688	1,862	5.01	\$66,578	1,854	4.81	\$72,073	2,014	4.91	\$75,692
Age Group															
0-17	16	4.88	\$48,383	7	4.57	\$49,372	10	6.60	\$79,825	16	4.00	\$65,826	13	5.46	\$125,402
18-35	61	6.61	\$75,529	81	7.17	\$94,087	69	5.43	\$73,737	92	4.73	\$85,052	98	4.60	\$82,521
36-49	304	7.60	\$82,973	324	8.19	\$80,519	303	5.43	\$74,309	316	5.25	\$84,755	318	5.54	\$94,577
50-64	1,114	6.96	\$72,248	1,028	7.25	\$78,966	1,151	6.99	\$80,875	1,096	6.26	\$78,254	1,134	5.38	\$83,875
65+	2,290	4.50	\$56,242	2,316	4.79	\$61,128	2,323	4.64	\$63,647	2,459	4.80	\$67,952	2,647	5.00	\$73,891
Total	3,785	5.51	\$63,377	3,756	5.81	\$68,372	3,856	5.42	\$69,850	3,979	5.24	\$72,511	4,210	5.13	\$78,503

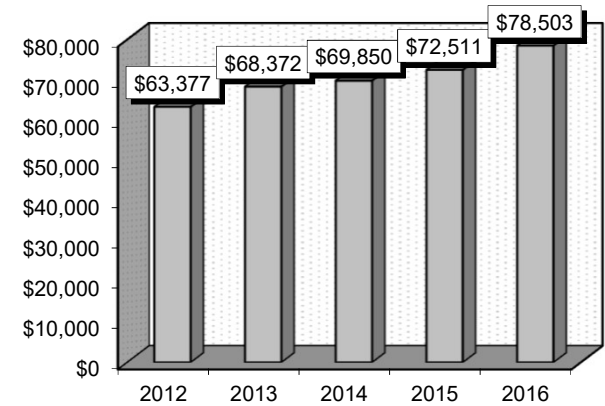
Patient Discharges (Cases)



Average Length of Stay (Avg LOS)



Average Billed Charges (Avg Bill)



County / Hospital	2012			2013			2014			2015			2016		
	Cases	Avg LOS	Avg Bill	Cases	Avg LOS	Avg Bill	Cases	Avg LOS	Avg Bill	Cases	Avg LOS	Avg Bill	Cases	Avg LOS	Avg Bill
Clark															
Centennial Hills	81	3.52	\$65,995	103	4.05	\$77,799	134	3.85	\$81,039	182	4.62	\$90,530	229	4.36	\$90,584
Desert Springs	163	5.02	\$65,860	156	6.83	\$79,206	155	6.06	\$77,528	188	4.24	\$76,958	152	4.19	\$73,830
Henderson Hospital	0	0.00	\$0	0	0.00	\$0	0	0.00	\$0	0	0.00	\$0	7	2.86	\$58,493
Mountain View	266	5.17	\$67,771	262	5.05	\$72,882	280	5.04	\$73,912	316	4.50	\$78,278	296	4.73	\$86,900
Mountain's Edge	0	0.00	\$0	0	0.00	\$0	0	0.00	\$0	1	22.00	\$109,712	12	18.67	\$120,152
North Vista	36	7.72	\$58,002	24	4.96	\$47,178	36	4.44	\$48,960	56	3.98	\$45,298	56	4.41	\$56,147
Southern Hills	63	5.08	\$60,387	58	4.52	\$64,337	61	3.77	\$57,613	90	4.07	\$66,306	103	4.53	\$73,746
Spring Valley	238	5.62	\$76,920	239	6.77	\$91,964	255	5.25	\$89,477	240	4.68	\$88,106	285	4.77	\$99,164
St. Rose-Rose de Lima	82	3.93	\$49,764	92	2.78	\$44,671	101	3.05	\$51,717	107	4.50	\$73,207	109	6.11	\$77,918
St. Rose-San Martin	84	4.19	\$55,716	71	3.30	\$48,191	70	3.96	\$63,928	100	4.67	\$75,275	73	4.32	\$69,765
St. Rose-Siena	292	5.14	\$60,758	275	3.81	\$56,285	287	4.12	\$60,038	225	4.79	\$71,294	304	4.42	\$74,460
Summerlin	157	3.76	\$63,253	195	4.76	\$77,433	176	4.90	\$86,909	203	4.64	\$86,142	228	3.96	\$87,175
Sunrise	481	6.86	\$92,809	452	6.50	\$91,007	510	6.76	\$98,644	547	6.36	\$101,245	559	5.87	\$108,843
UMC	298	7.48	\$52,414	293	7.25	\$56,192	256	5.39	\$48,491	243	6.88	\$63,400	229	6.77	\$77,439
Valley	494	6.33	\$92,329	465	9.26	\$113,598	452	7.17	\$106,396	442	5.95	\$90,094	422	6.15	\$113,465
Total	2,735	5.79	\$73,350	2,685	6.20	\$80,015	2,773	5.52	\$81,033	2,940	5.29	\$83,312	3,064	5.23	\$91,742
Washoe															
Carson Tahoe	144	3.58	\$27,566	162	3.10	\$27,307	159	3.50	\$27,951	130	3.48	\$27,133	156	3.42	\$32,427
Northern Nevada	47	2.89	\$40,187	55	2.69	\$40,519	52	3.31	\$43,374	55	3.49	\$47,369	59	3.58	\$57,591
Renown Regional	556	5.39	\$41,845	590	5.63	\$43,507	596	6.07	\$46,229	585	5.75	\$48,081	658	5.20	\$46,970
Renown S. Meadows	11	2.45	\$27,410	12	3.50	\$42,005	21	2.33	\$28,500	17	3.06	\$32,986	27	2.11	\$31,648
Saint Mary's	188	4.83	\$37,453	178	4.99	\$41,408	176	5.33	\$46,569	174	4.32	\$38,270	186	4.61	\$38,467
Sierra Surgery	0	0.00	\$0	0	0.00	\$0	0	0.00	\$0	0	0.00	\$0	0	0.00	\$0
Total	946	4.84	\$38,549	997	4.92	\$40,317	1,004	5.31	\$42,876	961	5.01	\$43,163	1,086	4.68	\$43,621
Rural															
Battle Mountain	0	0.00	\$0	0	0.00	\$0	0	0.00	\$0	0	0.00	\$0	0	0.00	\$0
Boulder City	4	1.00	\$2,033	6	4.00	\$20,364	5	3.00	\$7,911	7	25.43	\$66,981	5	41.20	\$115,941
Carson Valley	13	3.23	\$27,828	3	3.33	\$21,005	11	2.09	\$10,334	8	2.38	\$13,797	13	3.31	\$19,350
Churchill	20	3.75	\$19,562	8	4.13	\$23,026	7	2.57	\$18,362	9	3.33	\$20,960	9	3.22	\$16,168
Desert View	9	8.00	\$36,336	6	2.33	\$15,598	9	2.67	\$21,485	12	3.17	\$20,928	3	3.00	\$19,161
Grover C. Dils	2	7.50	\$14,575	1	3.00	\$5,011	5	2.80	\$3,821	2	3.50	\$4,986	0	0.00	\$0
Humboldt	12	3.33	\$28,286	11	3.91	\$25,965	18	5.06	\$26,443	3	5.33	\$42,844	3	5.67	\$45,822
Incline Village	0	0.00	\$0	0	0.00	\$0	0	0.00	\$0	0	0.00	\$0	0	0.00	\$0
Mesa View	6	2.67	\$12,080	8	2.75	\$14,672	4	2.75	\$14,911	6	2.67	\$14,145	5	4.40	\$29,777
Mount Grant	1	2.00	\$6,969	2	5.00	\$15,686	2	6.00	\$21,766	5	18.00	\$7,318	3	20.67	\$11,965
Northeastern	30	4.47	\$39,443	23	3.91	\$35,159	15	3.60	\$32,578	19	2.79	\$37,531	13	4.15	\$39,014
Nye	2	4.50	\$22,642	1	2.00	\$17,184	0	0.00	\$0	0	0.00	\$0	0	0.00	\$0
Pershing	1	1.00	\$1,580	0	0.00	\$0	0	0.00	\$0	0	0.00	\$0	2	30.00	\$49,576
South Lyon	3	3.00	\$8,324	4	3.50	\$7,980	1	3.00	\$7,926	1	3.00	\$7,839	1	3.00	\$3,747
William Bee Ririe	1	3.00	\$13,674	1	2.00	\$9,255	2	3.00	\$10,693	6	4.67	\$17,205	3	5.00	\$19,559
Total	104	4.06	\$26,971	74	3.61	\$23,911	79	3.43	\$20,144	78	6.13	\$26,964	60	8.67	\$33,754
All Counties	3,785	5.51	\$63,377	3,756	5.81	\$68,372	3,856	5.42	\$69,850	3,979	5.24	\$72,511	4,210	5.13	\$78,503

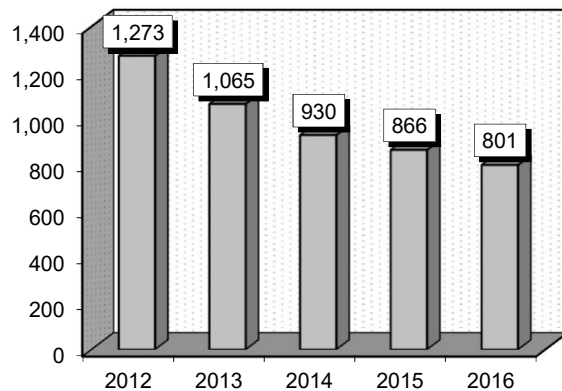
Transient Ischemia (069)

Diagnoses: that frequently accompanied Transient Ischemia were: 1) Unspecified transient cerebral ischemia (4359), 2) Unspecified essential hypertension (4019), 3) Other and unspecified hyperlipidemia (2724), 4) Personal history of transient ischemic attack (TIA), and cerebral infarction without residual deficits (V1254), 5) Diabetes mellitus without mention of complication, type II or unspecified type, not stated as uncontrolled (25000).

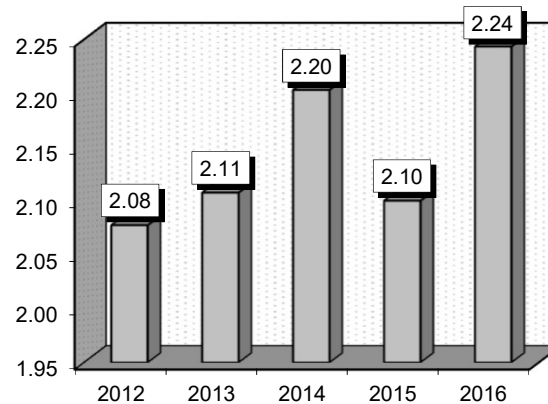
Definitions: **Ischemic stroke:** A stroke caused by diminished blood flow to a particular artery in the brain, e.g., as a result of a clot in the artery or an embolus lodging in the artery. **Ischemia:** An insufficient supply of blood to an organ, usually due to a blocked artery. **Transient ischemic attack (TIA):** A neurological event with the signs and symptoms of a stroke, but which go away within a short period of time. Also called a mini-stroke, a TIA is due to a temporary lack of adequate blood and oxygen (ischemia) to the brain. **Hyperlipidemia:** An abnormally high concentration of fats or lipids in the blood.

Gender	2012			2013			2014			2015			2016		
	Cases	Avg LOS	Avg Bill	Cases	Avg LOS	Avg Bill	Cases	Avg LOS	Avg Bill	Cases	Avg LOS	Avg Bill	Cases	Avg LOS	Avg Bill
Male	564	2.15	\$32,323	463	2.25	\$35,758	416	2.38	\$41,245	379	2.17	\$43,982	387	2.14	\$44,388
Female	709	2.02	\$33,184	602	2.00	\$33,947	514	2.06	\$40,841	487	2.04	\$43,573	414	2.34	\$48,682
Age Group	Cases	Avg LOS	Avg Bill	Cases	Avg LOS	Avg Bill	Cases	Avg LOS	Avg Bill	Cases	Avg LOS	Avg Bill	Cases	Avg LOS	Avg Bill
0-17	0	0.00	\$0	0	0.00	\$0	1	1.00	\$6,918	0	0.00	\$0	2	1.50	\$27,457
18-35	29	1.97	\$34,641	22	1.64	\$33,865	22	1.95	\$43,717	29	1.97	\$43,291	13	1.85	\$52,210
36-49	135	1.94	\$37,092	111	1.83	\$38,532	102	2.11	\$46,108	84	1.62	\$41,476	87	2.00	\$48,792
50-64	324	2.10	\$33,110	296	2.21	\$36,340	266	2.04	\$39,151	238	2.17	\$45,986	237	2.11	\$48,572
65+	785	2.10	\$31,871	636	2.13	\$33,354	539	2.32	\$40,936	515	2.16	\$43,117	462	2.37	\$45,114
Total	1,273	2.08	\$32,803	1,065	2.11	\$34,734	930	2.20	\$41,022	866	2.10	\$43,752	801	2.24	\$46,608

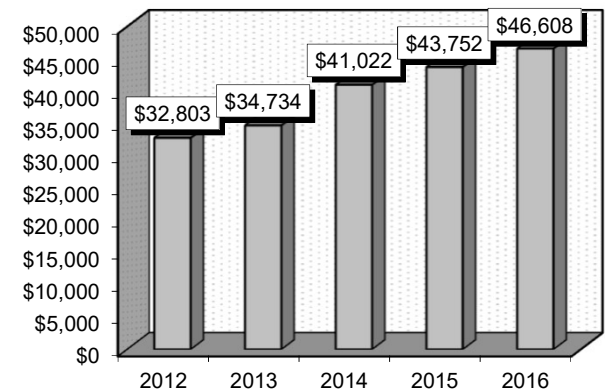
Patient Discharges (Cases)



Average Length of Stay (Avg LOS)



Average Billed Charges (Avg Bill)



County / Hospital	2012			2013			2014			2015			2016		
	Cases	Avg LOS	Avg Bill	Cases	Avg LOS	Avg Bill	Cases	Avg LOS	Avg Bill	Cases	Avg LOS	Avg Bill	Cases	Avg LOS	Avg Bill
Clark															
Centennial Hills	60	2.20	\$36,919	75	1.85	\$43,643	77	1.73	\$46,140	89	2.09	\$51,790	50	1.58	\$53,768
Desert Springs	119	2.21	\$37,501	88	2.41	\$38,866	78	2.22	\$42,251	39	2.31	\$52,332	44	3.05	\$51,932
Henderson Hospital	0	0.00	\$0	0	0.00	\$0	0	0.00	\$0	0	0.00	\$0	1	1.00	\$43,738
Mountain View	148	2.10	\$38,066	102	2.27	\$39,132	82	2.61	\$52,501	104	2.03	\$49,459	76	2.50	\$61,188
Mountain's Edge	0	0.00	\$0	0	0.00	\$0	0	0.00	\$0	0	0.00	\$0	0	0.00	\$0
North Vista	17	2.76	\$30,512	10	2.60	\$35,619	12	2.42	\$30,629	24	1.33	\$27,016	18	1.78	\$36,225
Southern Hills	19	2.32	\$37,701	29	1.72	\$35,448	18	1.83	\$36,975	27	2.19	\$40,235	49	2.14	\$44,264
Spring Valley	118	1.61	\$31,484	120	2.53	\$38,273	97	2.29	\$39,814	60	2.25	\$52,519	43	2.02	\$52,034
St. Rose-Rose de Lima	9	2.89	\$35,424	13	1.77	\$34,749	15	2.33	\$49,139	7	2.43	\$47,067	9	1.89	\$39,214
St. Rose-San Martin	18	2.44	\$32,293	14	1.50	\$31,545	6	1.67	\$46,632	5	2.40	\$51,391	5	1.60	\$50,588
St. Rose-Siena	41	2.07	\$33,416	40	1.60	\$38,681	17	1.76	\$47,383	16	1.63	\$42,405	22	1.91	\$48,448
Summerlin	100	2.05	\$37,190	91	2.27	\$40,936	116	2.51	\$53,082	98	2.18	\$55,740	86	2.41	\$63,097
Sunrise	112	2.21	\$46,083	63	2.10	\$43,966	97	2.53	\$46,897	96	2.23	\$51,430	91	2.29	\$55,737
UMC	43	1.79	\$25,587	50	2.36	\$27,922	35	2.03	\$26,351	38	2.79	\$41,639	33	3.18	\$52,016
Valley	114	1.96	\$37,953	112	2.19	\$41,395	100	2.29	\$47,584	88	1.98	\$44,003	64	2.20	\$56,062
Total	918	2.06	\$36,862	807	2.20	\$39,194	750	2.29	\$45,677	691	2.14	\$48,913	591	2.29	\$54,485
Washoe															
Carson Tahoe	47	1.98	\$20,177	53	1.83	\$19,080	41	1.88	\$19,153	43	2.02	\$19,613	53	1.87	\$20,693
Northern Nevada	9	1.00	\$25,415	10	1.90	\$35,786	7	1.00	\$28,946	3	1.00	\$43,895	4	2.25	\$41,472
Renown Regional	179	2.47	\$25,689	71	1.87	\$24,474	51	2.06	\$26,943	43	2.65	\$32,431	66	2.26	\$32,038
Renown S. Meadows	12	1.25	\$23,178	8	1.75	\$24,842	2	1.50	\$28,659	1	3.00	\$32,048	3	1.00	\$28,402
Saint Mary's	52	1.67	\$19,908	78	1.78	\$19,754	46	1.85	\$21,003	59	1.44	\$20,652	68	1.57	\$20,093
Sierra Surgery	0	0.00	\$0	0	0.00	\$0	0	0.00	\$0	0	0.00	\$0	0	0.00	\$0
Total	299	2.16	\$23,708	220	1.83	\$22,029	147	1.88	\$23,030	149	1.96	\$24,296	194	1.89	\$24,890
Rural															
Battle Mountain	0	0.00	\$0	1	2.00	\$213	0	0.00	\$0	0	0.00	\$0	0	0.00	\$0
Boulder City	0	0.00	\$0	1	1.00	\$1,629	0	0.00	\$0	1	1.00	\$8,046	1	43.00	\$120,776
Carson Valley	4	1.25	\$14,597	1	1.00	\$12,361	0	0.00	\$0	2	1.00	\$10,499	1	1.00	\$10,708
Churchill	15	1.47	\$12,394	10	2.60	\$17,116	3	1.67	\$15,934	1	5.00	\$16,108	3	2.67	\$17,590
Desert View	11	1.91	\$9,573	14	1.64	\$10,733	16	1.50	\$11,323	8	1.75	\$12,998	1	1.00	\$4,213
Grover C. Dils	0	0.00	\$0	0	0.00	\$0	0	0.00	\$0	0	0.00	\$0	1	4.00	\$10,870
Humboldt	5	3.60	\$26,242	2	1.00	\$14,690	1	1.00	\$3,686	2	1.50	\$14,530	0	0.00	\$0
Incline Village	0	0.00	\$0	0	0.00	\$0	0	0.00	\$0	0	0.00	\$0	0	0.00	\$0
Mesa View	4	1.50	\$7,578	2	2.00	\$17,893	1	4.00	\$23,281	0	0.00	\$0	0	0.00	\$0
Mount Grant	1	1.00	\$2,097	1	4.00	\$15,225	0	0.00	\$0	0	0.00	\$0	4	2.00	\$3,578
Northeastern	12	1.83	\$21,793	6	1.33	\$16,633	12	1.92	\$20,908	11	2.18	\$25,571	5	1.80	\$17,937
Nye	2	2.50	\$11,280	0	0.00	\$0	0	0.00	\$0	0	0.00	\$0	0	0.00	\$0
Pershing	0	0.00	\$0	0	0.00	\$0	0	0.00	\$0	0	0.00	\$0	0	0.00	\$0
South Lyon	0	0.00	\$0	0	0.00	\$0	0	0.00	\$0	0	0.00	\$0	0	0.00	\$0
William Bee Ririe	2	2.00	\$16,508	0	0.00	\$0	0	0.00	\$0	1	2.00	\$10,580	0	0.00	\$0
Total	56	1.86	\$14,827	38	1.87	\$13,574	33	1.73	\$15,358	26	1.96	\$18,079	16	4.63	\$18,958
All Counties	1,273	2.08	\$32,803	1,065	2.11	\$34,734	930	2.20	\$41,022	866	2.10	\$43,752	801	2.24	\$46,608

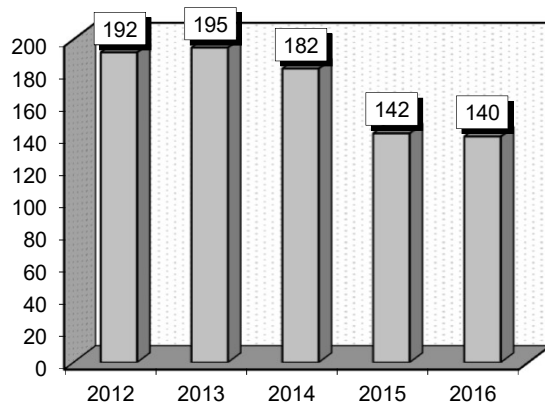
Concussion (088-090)

Diagnoses: that frequently accompanied Concussion were: 1) Concussion with loss of consciousness of unspecified duration (8505), 2) Concussion, with loss of consciousness of 30 minutes or less (85011), 3) Concussion with no loss of consciousness (8500).

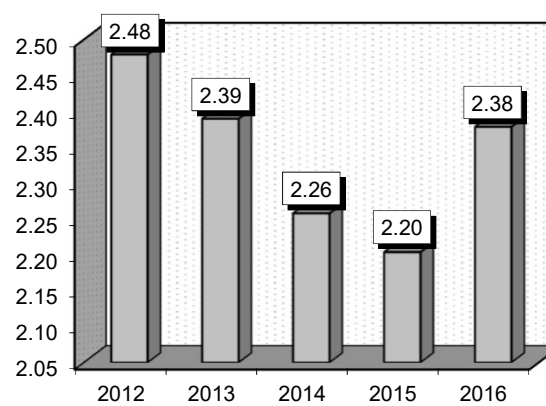
Definitions: Concussion: A trauma-induced change in mental status, with confusion and amnesia, and with or without a brief loss of consciousness. **Subcutaneous tissue:** A layer of loose, irregular connective tissue immediately beneath the skin.

Gender	2012			2013			2014			2015			2016		
	Cases	Avg LOS	Avg Bill	Cases	Avg LOS	Avg Bill	Cases	Avg LOS	Avg Bill	Cases	Avg LOS	Avg Bill	Cases	Avg LOS	Avg Bill
Male	137	2.62	\$38,009	123	2.50	\$40,824	125	2.33	\$47,582	90	2.44	\$52,070	86	2.57	\$56,660
Female	55	2.13	\$37,130	72	2.21	\$41,290	57	2.11	\$39,177	52	1.79	\$41,155	54	2.07	\$49,680
Age Group	Cases	Avg LOS	Avg Bill	Cases	Avg LOS	Avg Bill	Cases	Avg LOS	Avg Bill	Cases	Avg LOS	Avg Bill	Cases	Avg LOS	Avg Bill
0-17	58	1.43	\$27,461	49	1.53	\$30,769	43	1.28	\$30,545	32	1.63	\$33,263	29	1.90	\$42,509
18-35	47	2.09	\$41,960	50	2.00	\$40,987	42	1.71	\$50,375	38	1.76	\$48,617	36	1.67	\$55,439
36-49	26	1.92	\$36,777	27	2.26	\$37,713	30	2.67	\$50,274	24	1.79	\$56,807	19	2.05	\$53,611
50-64	31	3.65	\$46,693	33	3.64	\$52,232	33	2.91	\$47,944	22	3.64	\$67,913	32	3.19	\$64,176
65+	30	4.40	\$42,693	36	3.06	\$47,090	34	3.18	\$48,859	26	2.73	\$40,654	24	3.21	\$52,278
Total	192	2.48	\$37,757	195	2.39	\$40,996	182	2.26	\$44,949	142	2.20	\$48,073	140	2.38	\$53,968

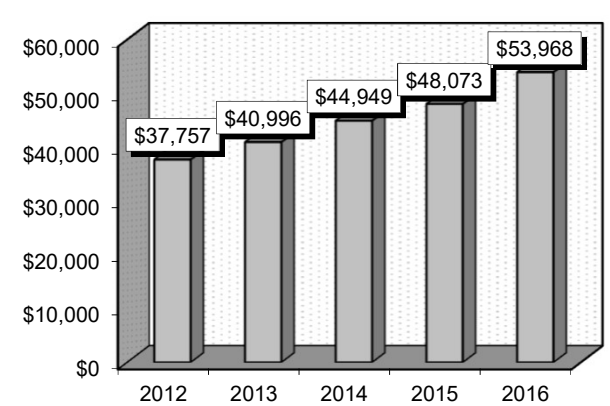
Patient Discharges (Cases)



Average Length of Stay (Avg LOS)



Average Billed Charges (Avg Bill)



County / Hospital	2012			2013			2014			2015			2016		
	Cases	Avg LOS	Avg Bill	Cases	Avg LOS	Avg Bill	Cases	Avg LOS	Avg Bill	Cases	Avg LOS	Avg Bill	Cases	Avg LOS	Avg Bill
Clark															
Centennial Hills	1	5.00	\$66,801	2	1.00	\$41,779	1	1.00	\$59,408	2	1.00	\$19,629	3	3.00	\$55,315
Desert Springs	1	4.00	\$55,332	5	3.60	\$70,629	5	2.40	\$44,757	1	4.00	\$45,121	1	7.00	\$105,603
Henderson Hospital	0	0.00	\$0	0	0.00	\$0	0	0.00	\$0	0	0.00	\$0	0	0.00	\$0
Mountain View	4	2.50	\$35,504	11	3.18	\$42,864	7	2.43	\$40,831	2	4.00	\$58,435	0	0.00	\$0
Mountain's Edge	0	0.00	\$0	0	0.00	\$0	0	0.00	\$0	0	0.00	\$0	0	0.00	\$0
North Vista	0	0.00	\$0	0	0.00	\$0	0	0.00	\$0	1	1.00	\$20,397	0	0.00	\$0
Southern Hills	2	1.50	\$34,279	3	1.67	\$28,952	0	0.00	\$0	1	1.00	\$25,082	0	0.00	\$0
Spring Valley	5	3.20	\$45,438	0	0.00	\$0	7	3.57	\$55,713	7	1.86	\$45,806	2	1.50	\$43,021
St. Rose-Rose de Lima	0	0.00	\$0	0	0.00	\$0	3	2.67	\$51,696	0	0.00	\$0	0	0.00	\$0
St. Rose-San Martin	1	2.00	\$23,083	0	0.00	\$0	0	0.00	\$0	2	2.00	\$39,521	0	0.00	\$0
St. Rose-Siena	7	1.29	\$23,690	10	2.10	\$34,907	3	1.00	\$29,422	3	2.33	\$48,604	7	2.43	\$52,436
Summerlin	3	2.67	\$47,525	9	4.22	\$65,711	1	3.00	\$83,558	2	3.00	\$76,737	7	3.00	\$79,587
Sunrise	24	1.88	\$46,508	24	3.42	\$55,679	34	2.94	\$66,404	18	3.06	\$76,452	14	3.00	\$98,517
UMC	78	2.53	\$35,071	53	1.72	\$33,344	70	1.69	\$34,675	53	2.08	\$44,300	67	2.01	\$48,639
Valley	2	2.50	\$30,750	4	1.25	\$16,416	1	1.00	\$31,929	3	2.33	\$40,034	3	3.00	\$60,402
Total	128	2.38	\$37,536	121	2.45	\$42,188	132	2.18	\$45,476	95	2.29	\$50,419	104	2.34	\$58,663
Washoe															
Carson Tahoe	0	0.00	\$0	2	4.00	\$21,342	1	3.00	\$19,019	2	6.00	\$30,272	1	1.00	\$6,517
Northern Nevada	0	0.00	\$0	0	0.00	\$0	1	2.00	\$23,708	0	0.00	\$0	0	0.00	\$0
Renown Regional	57	2.84	\$41,890	63	2.14	\$42,252	40	2.43	\$48,482	40	1.83	\$47,174	30	2.47	\$45,202
Renown S. Meadows	1	1.00	\$8,347	0	0.00	\$0	0	0.00	\$0	0	0.00	\$0	1	2.00	\$26,952
Saint Mary's	1	2.00	\$13,329	5	4.00	\$32,257	3	4.67	\$35,479	2	2.00	\$15,651	2	3.00	\$13,742
Sierra Surgery	0	0.00	\$0	0	0.00	\$0	0	0.00	\$0	0	0.00	\$0	0	0.00	\$0
Total	59	2.80	\$40,837	70	2.33	\$40,941	45	2.58	\$46,410	44	2.02	\$44,973	34	2.44	\$41,677
Rural															
Battle Mountain	1	3.00	\$3,843	1	3.00	\$2,280	0	0.00	\$0	0	0.00	\$0	0	0.00	\$0
Boulder City	0	0.00	\$0	0	0.00	\$0	0	0.00	\$0	0	0.00	\$0	0	0.00	\$0
Carson Valley	0	0.00	\$0	0	0.00	\$0	0	0.00	\$0	0	0.00	\$0	0	0.00	\$0
Churchill	1	1.00	\$10,951	0	0.00	\$0	0	0.00	\$0	0	0.00	\$0	0	0.00	\$0
Desert View	0	0.00	\$0	0	0.00	\$0	0	0.00	\$0	0	0.00	\$0	2	3.50	\$18,731
Grover C. Dils	0	0.00	\$0	0	0.00	\$0	1	2.00	\$5,187	0	0.00	\$0	0	0.00	\$0
Humboldt	1	1.00	\$7,702	0	0.00	\$0	1	1.00	\$3,907	0	0.00	\$0	0	0.00	\$0
Incline Village	0	0.00	\$0	0	0.00	\$0	0	0.00	\$0	0	0.00	\$0	0	0.00	\$0
Mesa View	0	0.00	\$0	0	0.00	\$0	0	0.00	\$0	1	3.00	\$11,284	0	0.00	\$0
Mount Grant	0	0.00	\$0	0	0.00	\$0	0	0.00	\$0	0	0.00	\$0	0	0.00	\$0
Northeastern	0	0.00	\$0	1	1.00	\$16,117	3	1.33	\$26,803	2	1.50	\$23,221	0	0.00	\$0
Nye	0	0.00	\$0	2	1.00	\$2,606	0	0.00	\$0	0	0.00	\$0	0	0.00	\$0
Pershing	1	1.00	\$1,898	0	0.00	\$0	0	0.00	\$0	0	0.00	\$0	0	0.00	\$0
South Lyon	0	0.00	\$0	0	0.00	\$0	0	0.00	\$0	0	0.00	\$0	0	0.00	\$0
William Bee Ririe	1	1.00	\$10,944	0	0.00	\$0	0	0.00	\$0	0	0.00	\$0	0	0.00	\$0
Total	5	1.40	\$7,068	4	1.50	\$5,902	5	1.40	\$17,901	3	2.00	\$19,242	2	3.50	\$18,731
All Counties	192	2.48	\$37,757	195	2.39	\$40,996	182	2.26	\$44,949	142	2.20	\$48,073	140	2.38	\$53,968

Major Chest Procedures (163-165)

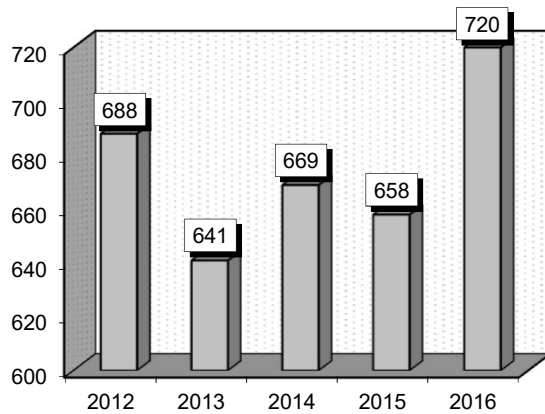
Procedures: that frequently accompanied Major Chest Procedures were: 1) Insertion of intercostal catheter for drainage (3404), 2) Lobectomies of the lung (324), 3) Decortication of lung (3451), 4) Fiber-optic bronchoscopy (3322), 5) Biopsy of lymphatic structure (4011).

Definitions: **Bronchoscopy:** A procedure in which a cylindrical fiberoptic scope is inserted into the airways. This scope contains a viewing device that allows the visual examination of the lower airways. **Thoracoscopy:** A procedure in which a thin tube is attached to a camera and inserted into the chest cavity through small incisions in the skin. **Wedge resection:** A surgical procedure to remove a triangle-shaped slice of tissue. It may be used to remove a tumor or some other type of tissue that requires removal and typically includes a small amount of normal tissue around it. **Lobectomy:** The surgical removal of a lobe of an organ. It most often refers to the removal of a section of a lung. It may also refer to the liver, brain, thyroid gland, and other organs. **Decortication:** A medical procedure involving the surgical removal of the surface layer, membrane, or fibrous cover of an organ. The procedure is usually performed when the lung is covered by a thick, inelastic pleural peel restricting lung expansion. **Intercostal:** Located or occurring between the ribs.

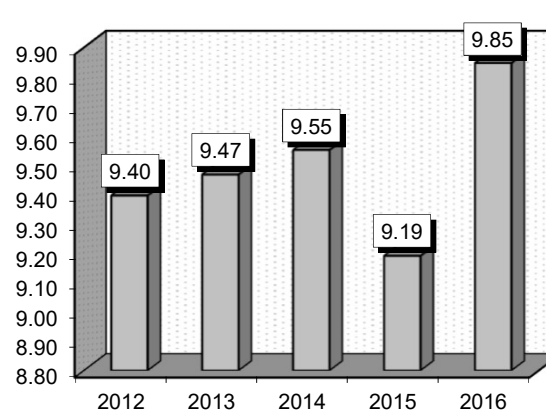
Comment: This procedure includes surgery on structures within the chest cavity, excluding the heart. The most common procedures are those involving the lungs and the esophagus.

Gender	2012			2013			2014			2015			2016		
	Cases	Avg LOS	Avg Bill	Cases	Avg LOS	Avg Bill	Cases	Avg LOS	Avg Bill	Cases	Avg LOS	Avg Bill	Cases	Avg LOS	Avg Bill
Male	374	10.22	\$136,755	329	9.55	\$135,775	342	10.30	\$164,538	339	10.05	\$170,394	379	10.56	\$191,589
Female	314	8.42	\$116,442	312	9.38	\$139,760	327	8.77	\$136,508	319	8.28	\$146,449	341	9.06	\$169,081
Age Group	Cases	Avg LOS	Avg Bill	Cases	Avg LOS	Avg Bill	Cases	Avg LOS	Avg Bill	Cases	Avg LOS	Avg Bill	Cases	Avg LOS	Avg Bill
0-17	35	7.91	\$109,921	56	12.77	\$196,834	50	6.62	\$106,362	42	6.98	\$99,706	24	15.50	\$302,855
18-35	60	9.75	\$114,488	36	10.72	\$154,470	60	11.72	\$196,305	36	8.86	\$147,775	50	10.12	\$184,350
36-49	64	9.66	\$116,140	56	8.73	\$114,219	51	10.63	\$143,692	68	9.94	\$177,854	70	9.47	\$193,624
50-64	201	9.75	\$134,106	193	9.74	\$136,338	175	10.18	\$157,648	196	9.80	\$167,697	200	10.92	\$199,959
65+	328	9.22	\$129,892	300	8.67	\$129,940	333	9.11	\$146,838	316	8.98	\$158,263	376	8.95	\$160,206
Total	688	9.40	\$127,484	641	9.47	\$137,715	669	9.55	\$150,837	658	9.19	\$158,786	720	9.85	\$180,929

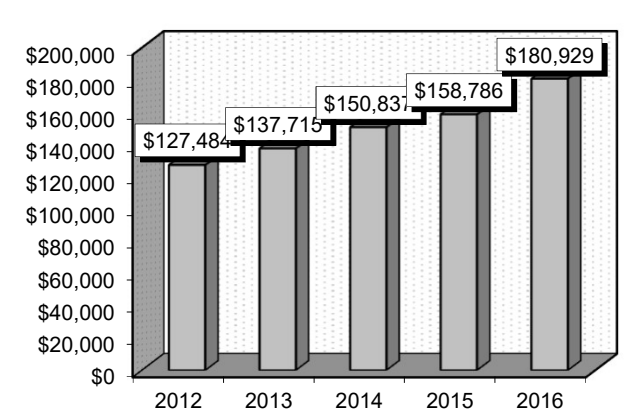
Patient Discharges (Cases)



Average Length of Stay (Avg LOS)



Average Billed Charges (Avg Bill)



County / Hospital	2012			2013			2014			2015			2016		
	Cases	Avg LOS	Avg Bill	Cases	Avg LOS	Avg Bill	Cases	Avg LOS	Avg Bill	Cases	Avg LOS	Avg Bill	Cases	Avg LOS	Avg Bill
Clark															
Centennial Hills	13	12.00	\$223,180	12	14.75	\$236,531	16	18.38	\$271,184	9	12.44	\$285,545	0	0.00	\$0
Desert Springs	38	11.76	\$186,130	38	11.34	\$169,703	25	14.36	\$248,449	31	12.58	\$210,787	21	11.52	\$239,928
Henderson Hospital	0	0.00	\$0	0	0.00	\$0	0	0.00	\$0	0	0.00	\$0	0	0.00	\$0
Mountain View	48	8.00	\$133,807	66	8.61	\$175,478	80	10.31	\$230,225	84	9.45	\$215,780	117	8.29	\$204,840
Mountain's Edge	0	0.00	\$0	0	0.00	\$0	0	0.00	\$0	0	0.00	\$0	0	0.00	\$0
North Vista	1	17.00	\$147,477	9	15.44	\$192,452	18	11.06	\$154,868	5	6.20	\$102,466	12	6.58	\$150,789
Southern Hills	9	13.56	\$188,594	10	10.30	\$174,853	20	10.35	\$163,175	19	9.89	\$173,594	17	8.47	\$174,086
Spring Valley	10	17.20	\$275,392	9	16.56	\$324,044	10	23.70	\$344,782	15	20.00	\$388,950	39	14.90	\$296,253
St. Rose-Rose de Lima	0	0.00	\$0	0	0.00	\$0	3	20.33	\$305,479	2	9.00	\$173,222	10	13.80	\$241,728
St. Rose-San Martin	126	8.13	\$117,520	60	8.20	\$109,424	41	8.15	\$130,159	48	10.06	\$153,420	56	8.29	\$143,890
St. Rose-Siena	38	12.18	\$139,490	35	10.63	\$147,627	32	12.94	\$189,380	36	9.17	\$155,524	75	12.23	\$197,562
Summerlin	60	9.88	\$170,459	61	11.02	\$185,081	45	7.80	\$142,347	34	9.00	\$168,399	21	18.10	\$381,582
Sunrise	52	10.98	\$179,570	70	10.01	\$186,764	96	9.65	\$179,234	74	10.11	\$214,109	46	12.35	\$266,204
UMC	38	13.55	\$165,060	34	17.71	\$203,886	25	14.36	\$167,112	60	10.77	\$193,967	54	11.43	\$208,892
Valley	22	11.32	\$202,406	25	8.92	\$153,322	55	9.27	\$160,956	32	9.38	\$192,518	39	10.08	\$262,029
Total	455	10.36	\$156,911	429	10.79	\$172,789	466	10.89	\$187,602	449	10.35	\$199,449	507	10.83	\$221,652
Washoe															
Carson Tahoe	33	6.70	\$89,717	33	5.85	\$80,262	29	5.31	\$69,037	35	8.20	\$92,053	33	7.24	\$80,830
Northern Nevada	0	0.00	\$0	0	0.00	\$0	1	3.00	\$91,469	2	5.00	\$100,873	4	6.00	\$117,905
Renown Regional	113	9.34	\$74,331	120	7.92	\$69,139	116	7.27	\$65,312	122	7.29	\$69,593	136	8.11	\$87,093
Renown S. Meadows	29	2.62	\$31,014	16	2.63	\$30,813	8	4.13	\$40,394	5	6.60	\$70,359	0	0.00	\$0
Saint Mary's	58	6.88	\$69,922	43	5.93	\$63,026	47	5.53	\$71,165	44	3.98	\$58,688	40	5.78	\$72,693
Sierra Surgery	0	0.00	\$0	0	0.00	\$0	0	0.00	\$0	0	0.00	\$0	0	0.00	\$0
Total	233	7.52	\$70,021	212	6.79	\$66,738	201	6.43	\$66,357	208	6.70	\$71,385	213	7.50	\$83,997
Rural															
Battle Mountain	0	0.00	\$0	0	0.00	\$0	0	0.00	\$0	0	0.00	\$0	0	0.00	\$0
Boulder City	0	0.00	\$0	0	0.00	\$0	0	0.00	\$0	0	0.00	\$0	0	0.00	\$0
Carson Valley	0	0.00	\$0	0	0.00	\$0	1	8.00	\$81,696	1	8.00	\$80,735	0	0.00	\$0
Churchill	0	0.00	\$0	0	0.00	\$0	1	13.00	\$67,908	0	0.00	\$0	0	0.00	\$0
Desert View	0	0.00	\$0	0	0.00	\$0	0	0.00	\$0	0	0.00	\$0	0	0.00	\$0
Grover C. Dils	0	0.00	\$0	0	0.00	\$0	0	0.00	\$0	0	0.00	\$0	0	0.00	\$0
Humboldt	0	0.00	\$0	0	0.00	\$0	0	0.00	\$0	0	0.00	\$0	0	0.00	\$0
Incline Village	0	0.00	\$0	0	0.00	\$0	0	0.00	\$0	0	0.00	\$0	0	0.00	\$0
Mesa View	0	0.00	\$0	0	0.00	\$0	0	0.00	\$0	0	0.00	\$0	0	0.00	\$0
Mount Grant	0	0.00	\$0	0	0.00	\$0	0	0.00	\$0	0	0.00	\$0	0	0.00	\$0
Northeastern	0	0.00	\$0	0	0.00	\$0	0	0.00	\$0	0	0.00	\$0	0	0.00	\$0
Nye	0	0.00	\$0	0	0.00	\$0	0	0.00	\$0	0	0.00	\$0	0	0.00	\$0
Pershing	0	0.00	\$0	0	0.00	\$0	0	0.00	\$0	0	0.00	\$0	0	0.00	\$0
South Lyon	0	0.00	\$0	0	0.00	\$0	0	0.00	\$0	0	0.00	\$0	0	0.00	\$0
William Bee Ririe	0	0.00	\$0	0	0.00	\$0	0	0.00	\$0	0	0.00	\$0	0	0.00	\$0
Total	0	0.00	\$0	0	0.00	\$0	2	10.50	\$74,802	1	8.00	\$80,735	0	0.00	\$0
All Counties	688	9.40	\$127,484	641	9.47	\$137,715	669	9.55	\$150,837	658	9.19	\$158,786	720	9.85	\$180,929

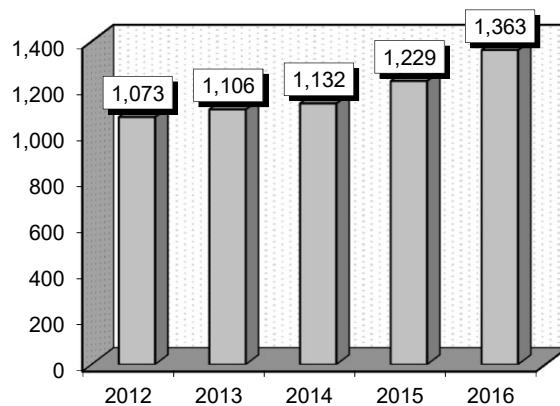
Respiratory Infections & Inflammations (177-179)

Diagnoses: that frequently accompanied Respiratory Infections & Inflammations were: 1) Pneumonitis due to inhalation of food or vomitus (5070), 2) Unspecified essential hypertension (4019), 3) Chronic airway obstruction, not elsewhere classified (496), 4) Hypoxemia (79902), 5) Dysphagia, unspecified (78720), 6) Anemia, unspecified (2859), 7) Personal history of tobacco use (V1582).

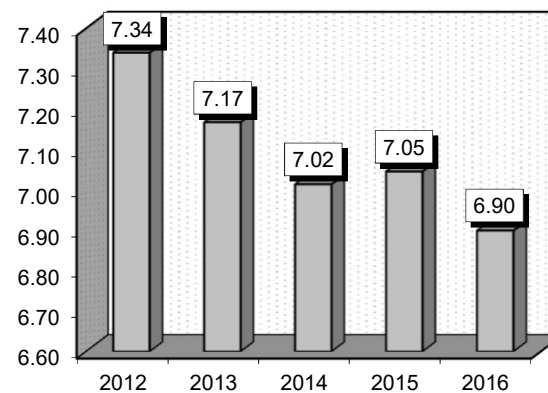
Definitions: **Pneumonia:** Inflammation of the lungs, usually due to infection with bacteria, viruses, or other pathogenic organisms. **Pseudomonas:** A genus of motile, polar-flagellate, non-spore-forming, strictly aerobic bacteria (family Pseudomonadaceae) containing gram-negative rods that occur singly. The metabolism is oxidative. They occur commonly in soil and in freshwater and marine environments. Some species are plant pathogens. Others are involved in human infections. **Hypoxemia:** An abnormal deficiency in the concentration of oxygen in arterial blood. **Dysphagia:** Difficulty in swallowing. **Staphylococcus:** A genus of nonmotile spherical gram-positive bacteria. Some species are normally found on the skin and in the throat. Certain species cause severe purulent infections or produce an enterotoxin, which may cause nausea, vomiting, and diarrhea. Life-threatening staphylococcal infections may arise within hospitals. **Pathogen:** Any virus, microorganism, or other substance causing disease. **Aspiration pneumonia:** An inflammatory condition of the lungs and bronchi caused by inhalation of foreign material or vomitus. **Hypertension:** High blood pressure.

Gender	2012			2013			2014			2015			2016		
	Cases	Avg LOS	Avg Bill	Cases	Avg LOS	Avg Bill	Cases	Avg LOS	Avg Bill	Cases	Avg LOS	Avg Bill	Cases	Avg LOS	Avg Bill
Male	576	7.59	\$74,317	630	7.22	\$74,915	653	7.20	\$80,181	674	7.43	\$84,412	809	6.97	\$79,015
Female	497	7.05	\$69,352	476	7.11	\$72,077	479	6.76	\$70,333	555	6.58	\$77,460	554	6.81	\$77,494
Age Group	Cases	Avg LOS	Avg Bill	Cases	Avg LOS	Avg Bill	Cases	Avg LOS	Avg Bill	Cases	Avg LOS	Avg Bill	Cases	Avg LOS	Avg Bill
0-17	35	7.63	\$60,300	51	8.88	\$86,149	39	6.87	\$70,377	52	7.77	\$102,228	56	6.82	\$80,273
18-35	81	7.19	\$67,970	81	8.69	\$98,653	85	7.66	\$77,036	77	10.17	\$96,671	70	5.61	\$71,889
36-49	75	9.43	\$80,301	85	8.33	\$75,458	83	5.64	\$70,914	73	7.78	\$91,976	78	5.36	\$59,480
50-64	218	7.68	\$75,309	212	7.14	\$77,416	230	7.48	\$77,119	219	7.45	\$88,943	277	7.04	\$79,321
65+	664	7.00	\$71,112	677	6.72	\$68,382	695	6.95	\$76,449	808	6.53	\$75,410	882	7.10	\$80,177
Total	1,073	7.34	\$72,017	1,106	7.17	\$73,693	1,132	7.02	\$76,014	1,229	7.05	\$81,272	1,363	6.90	\$78,397

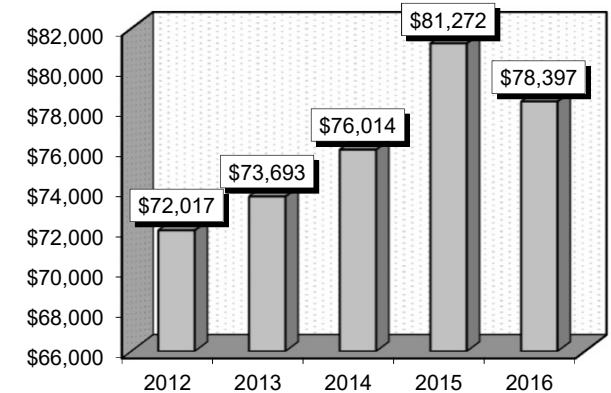
Patient Discharges (Cases)



Average Length of Stay (Avg LOS)



Average Billed Charges (Avg Bill)



County / Hospital	2012			2013			2014			2015			2016		
	Cases	Avg LOS	Avg Bill	Cases	Avg LOS	Avg Bill	Cases	Avg LOS	Avg Bill	Cases	Avg LOS	Avg Bill	Cases	Avg LOS	Avg Bill
Clark															
Centennial Hills	29	6.59	\$91,655	37	6.16	\$104,715	48	6.25	\$103,009	43	6.37	\$104,727	54	6.96	\$128,274
Desert Springs	54	8.85	\$96,919	50	9.86	\$120,369	57	8.60	\$106,759	56	6.61	\$98,282	67	6.46	\$95,492
Henderson Hospital	0	0.00	\$0	0	0.00	\$0	0	0.00	\$0	0	0.00	\$0	19	4.21	\$80,312
Mountain View	90	8.12	\$110,110	97	7.81	\$109,158	99	7.22	\$108,988	105	7.26	\$106,501	103	6.97	\$102,324
Mountain's Edge	0	0.00	\$0	0	0.00	\$0	0	0.00	\$0	0	0.00	\$0	19	10.58	\$78,077
North Vista	33	10.36	\$99,490	27	11.74	\$126,625	35	9.00	\$80,738	74	5.50	\$55,035	67	5.24	\$51,224
Southern Hills	24	7.04	\$96,242	19	8.89	\$94,191	24	7.25	\$96,734	59	10.39	\$111,449	45	6.91	\$117,907
Spring Valley	43	6.21	\$83,011	35	5.26	\$79,241	47	7.36	\$112,573	45	6.73	\$118,953	47	8.32	\$142,513
St. Rose-Rose de Lima	38	6.03	\$64,352	39	5.08	\$55,093	53	5.64	\$66,607	38	5.66	\$74,738	54	6.94	\$88,162
St. Rose-San Martin	30	6.27	\$68,611	35	7.80	\$67,504	34	7.88	\$77,301	47	7.49	\$87,027	35	6.91	\$88,541
St. Rose-Siena	72	8.03	\$80,420	69	6.99	\$75,381	76	6.08	\$73,482	69	7.48	\$89,456	73	6.44	\$76,071
Summerlin	56	8.18	\$114,057	54	7.69	\$114,281	61	8.20	\$128,063	69	6.99	\$127,628	94	6.06	\$103,434
Sunrise	75	6.20	\$75,038	86	7.63	\$104,277	70	7.06	\$98,941	85	8.56	\$120,701	71	7.63	\$95,713
UMC	77	9.38	\$78,083	71	10.96	\$85,591	72	9.89	\$80,610	59	9.34	\$99,583	57	9.12	\$103,463
Valley	48	8.54	\$122,288	32	9.38	\$140,596	35	6.97	\$106,765	40	9.68	\$147,159	44	7.43	\$123,347
Total	669	7.81	\$91,413	651	8.07	\$98,142	711	7.48	\$96,033	789	7.55	\$102,815	849	6.96	\$98,428
Washoe															
Carson Tahoe	89	5.58	\$37,344	87	4.79	\$33,538	98	4.96	\$35,674	96	5.89	\$40,509	141	5.25	\$38,803
Northern Nevada	21	4.52	\$45,591	22	3.91	\$43,887	13	7.23	\$77,153	5	3.60	\$44,968	16	3.75	\$56,150
Renown Regional	134	8.69	\$50,663	145	7.37	\$48,032	156	7.75	\$51,599	146	7.10	\$51,547	172	8.99	\$56,445
Renown S. Meadows	26	5.12	\$34,492	23	3.48	\$25,265	16	4.31	\$31,353	27	3.78	\$29,115	30	4.43	\$34,314
Saint Mary's	53	6.53	\$32,345	93	6.51	\$38,532	65	5.48	\$33,313	84	6.13	\$39,691	83	6.24	\$41,514
Sierra Surgery	0	0.00	\$0	0	0.00	\$0	0	0.00	\$0	0	0.00	\$0	0	0.00	\$0
Total	323	6.92	\$42,356	370	6.10	\$40,574	348	6.36	\$43,722	358	6.25	\$44,021	442	6.78	\$46,500
Rural															
Battle Mountain	0	0.00	\$0	0	0.00	\$0	0	0.00	\$0	0	0.00	\$0	1	1.00	\$12,480
Boulder City	5	9.00	\$40,404	1	8.00	\$46,490	6	3.17	\$20,390	3	9.33	\$51,362	4	8.75	\$36,416
Carson Valley	30	3.67	\$25,736	28	3.36	\$22,217	23	3.30	\$24,877	27	3.44	\$22,331	12	8.25	\$41,179
Churchill	18	9.11	\$47,845	19	7.95	\$43,521	12	9.83	\$51,953	19	6.84	\$38,493	12	5.58	\$31,768
Desert View	3	3.67	\$20,480	5	5.80	\$49,604	5	4.40	\$33,957	7	5.43	\$45,995	13	11.69	\$67,065
Grover C. Dils	2	4.00	\$12,366	2	3.50	\$7,396	1	4.00	\$4,969	0	0.00	\$0	0	0.00	\$0
Humboldt	1	7.00	\$50,719	5	4.60	\$20,974	4	12.25	\$52,062	2	18.50	\$82,486	1	3.00	\$25,313
Incline Village	0	0.00	\$0	0	0.00	\$0	0	0.00	\$0	0	0.00	\$0	0	0.00	\$0
Mesa View	5	2.00	\$9,433	7	2.86	\$17,300	4	2.75	\$16,596	7	4.00	\$23,205	6	3.83	\$27,452
Mount Grant	2	3.50	\$12,030	2	6.50	\$21,832	3	9.00	\$31,757	4	7.00	\$21,662	8	5.75	\$12,444
Northeastern	10	3.70	\$30,236	11	4.36	\$38,360	7	8.29	\$78,716	12	6.58	\$64,341	10	4.20	\$43,172
Nye	0	0.00	\$0	0	0.00	\$0	0	0.00	\$0	0	0.00	\$0	0	0.00	\$0
Pershing	0	0.00	\$0	0	0.00	\$0	0	0.00	\$0	0	0.00	\$0	0	0.00	\$0
South Lyon	2	3.50	\$12,267	0	0.00	\$0	2	3.00	\$7,843	0	0.00	\$0	0	0.00	\$0
William Bee Ririe	3	2.33	\$22,596	5	5.60	\$30,369	6	3.00	\$20,623	1	2.00	\$6,264	5	6.40	\$21,868
Total	81	5.10	\$30,100	85	4.95	\$30,608	73	5.59	\$34,973	82	5.65	\$36,619	72	6.94	\$38,000
All Counties	1,073	7.34	\$72,017	1,106	7.17	\$73,693	1,132	7.02	\$76,014	1,229	7.05	\$81,272	1,363	6.90	\$78,397

Respiratory Neoplasms (180-182)

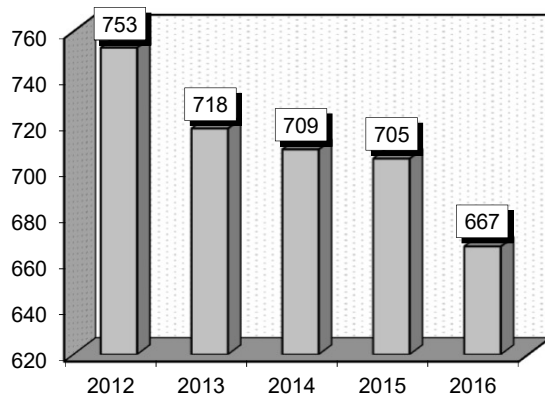
Diagnoses: that frequently accompanied Respiratory Neoplasms were: 1) Unspecified essential hypertension (4019), 2) Personal history of tobacco use (V1582), 3) Tobacco use disorder (3051), 4) Pneumonia, organism unspecified (486), 5) Diabetes mellitus without mention of complication, type II or unspecified type, not stated as uncontrolled (25000).

Definitions: **Hypertension:** High blood pressure. **Neoplasm:** An abnormal tissue that grows by cellular proliferation more rapidly than normal and continues to grow after the stimuli that initiated the new growth cease. Neoplasms show partial or complete lack of structural organization and functional coordination with the normal tissue, and usually form a distinct mass of tissue that may be either benign (benign tumor) or malignant (cancer). **Malignant:** Tending to become worse and end in death. **Pneumonia:** Inflammation of the lungs, usually due to infection with bacteria, viruses, or other pathogenic organisms. **Hypoxia:** An inadequate supply of oxygen to tissues. **Cyanosis:** A bluish color of the skin and the mucous membranes due to insufficient oxygen in the blood. **Bronchiectasis:** A condition in which an area of the bronchial tubes is permanently and abnormally widened (dilated), with accompanying infection.

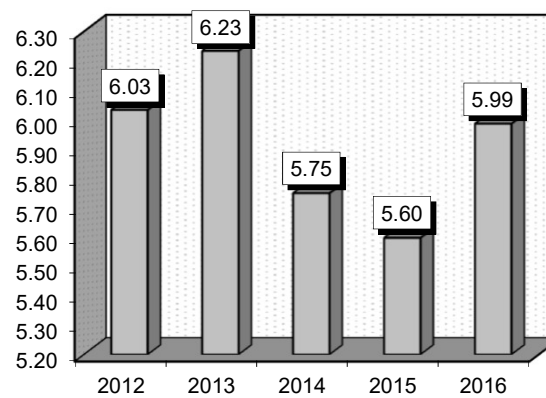
Comment: The lungs consist of bronchial tubes and lobes. During respiration air enters the bronchial tubes. These tubes continuously branch into smaller tubules called bronchioles. There are 5 sections or lobes within the lung. The right lung contains three lobes: upper, middle and lower. The left lung contains two: upper and lower. Neoplasms may be found in any part of the lung, from the bronchial tubes (ICD-9 1629) to the lobes (ICD-9 1623).

Gender	2012			2013			2014			2015			2016		
	Cases	Avg LOS	Avg Bill	Cases	Avg LOS	Avg Bill	Cases	Avg LOS	Avg Bill	Cases	Avg LOS	Avg Bill	Cases	Avg LOS	Avg Bill
Male	353	6.29	\$69,890	322	6.53	\$73,843	335	5.87	\$75,174	347	5.32	\$75,337	280	5.88	\$83,512
Female	400	5.81	\$64,271	396	5.99	\$69,969	374	5.64	\$73,653	358	5.87	\$81,197	387	6.07	\$83,166
Age Group	Cases	Avg LOS	Avg Bill	Cases	Avg LOS	Avg Bill	Cases	Avg LOS	Avg Bill	Cases	Avg LOS	Avg Bill	Cases	Avg LOS	Avg Bill
0-17	0	0.00	\$0	2	2.00	\$12,580	3	7.67	\$133,217	3	5.33	\$103,016	5	2.80	\$48,269
18-35	5	4.00	\$41,964	6	5.83	\$47,958	8	8.50	\$145,094	11	8.27	\$80,008	7	10.43	\$150,237
36-49	43	5.65	\$60,204	30	7.67	\$70,986	43	6.74	\$82,596	38	5.05	\$73,990	34	4.79	\$72,148
50-64	249	6.12	\$65,813	206	6.70	\$72,355	230	5.37	\$65,860	213	5.54	\$78,825	169	6.19	\$83,167
65+	456	6.04	\$68,406	474	5.96	\$72,020	425	5.79	\$76,400	440	5.61	\$78,228	452	5.97	\$83,556
Total	753	6.03	\$66,905	718	6.23	\$71,706	709	5.75	\$74,372	705	5.60	\$78,313	667	5.99	\$83,311

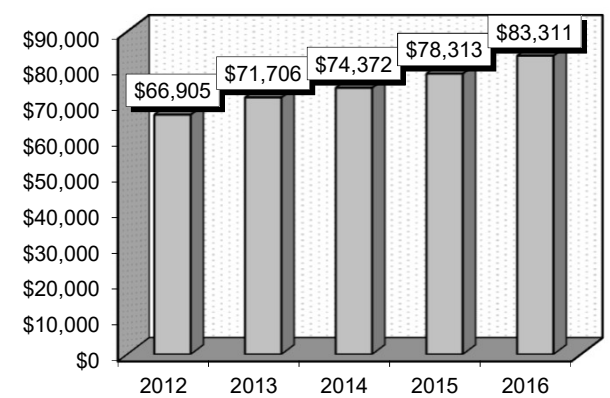
Patient Discharges (Cases)



Average Length of Stay (Avg LOS)



Average Billed Charges (Avg Bill)



County / Hospital	2012			2013			2014			2015			2016		
	Cases	Avg LOS	Avg Bill	Cases	Avg LOS	Avg Bill	Cases	Avg LOS	Avg Bill	Cases	Avg LOS	Avg Bill	Cases	Avg LOS	Avg Bill
Clark															
Centennial Hills	23	4.43	\$66,355	31	5.06	\$83,546	31	3.52	\$58,573	30	2.40	\$59,537	23	5.22	\$87,943
Desert Springs	26	5.38	\$63,072	51	5.47	\$70,927	45	5.33	\$79,130	40	5.95	\$91,307	34	5.91	\$91,280
Henderson Hospital	0	0.00	\$0	0	0.00	\$0	0	0.00	\$0	0	0.00	\$0	1	5.00	\$91,165
Mountain View	62	6.56	\$95,785	60	6.57	\$96,397	70	6.16	\$102,863	92	5.63	\$95,426	74	5.76	\$104,325
Mountain's Edge	0	0.00	\$0	0	0.00	\$0	0	0.00	\$0	0	0.00	\$0	6	6.83	\$40,412
North Vista	13	9.31	\$88,810	9	8.67	\$76,692	9	4.33	\$47,163	9	4.11	\$45,759	8	5.00	\$63,045
Southern Hills	14	7.79	\$98,022	21	5.38	\$72,264	24	5.00	\$78,243	31	6.48	\$100,272	45	5.71	\$107,096
Spring Valley	38	6.45	\$88,233	35	5.17	\$78,783	47	5.66	\$96,662	27	4.33	\$77,157	31	5.74	\$99,376
St. Rose-Rose de Lima	29	6.76	\$66,180	20	5.35	\$62,655	25	5.72	\$71,780	23	5.70	\$84,635	18	5.44	\$87,003
St. Rose-San Martin	42	4.88	\$54,742	26	6.77	\$83,010	25	4.44	\$61,360	32	4.28	\$77,129	15	7.47	\$111,807
St. Rose-Siena	63	6.13	\$63,937	56	6.04	\$68,468	51	5.96	\$77,253	57	6.39	\$83,916	56	6.39	\$89,220
Summerlin	46	6.83	\$97,692	49	9.63	\$126,800	54	7.04	\$113,097	52	6.02	\$111,305	58	4.22	\$89,992
Sunrise	87	5.03	\$68,624	82	6.20	\$85,933	60	5.70	\$98,668	81	6.36	\$97,264	76	6.00	\$106,840
UMC	111	6.93	\$60,462	73	8.84	\$58,744	62	6.95	\$50,285	58	6.90	\$66,464	50	6.44	\$69,514
Valley	39	5.51	\$83,371	36	6.00	\$81,868	29	5.34	\$93,679	32	4.50	\$68,482	24	6.17	\$104,733
Total	593	6.15	\$73,622	549	6.67	\$81,415	532	5.77	\$83,745	564	5.65	\$86,404	519	5.79	\$94,706
Washoe															
Carson Tahoe	24	3.67	\$29,754	16	3.44	\$29,916	24	6.00	\$50,081	19	4.32	\$44,192	13	3.46	\$47,628
Northern Nevada	2	2.50	\$31,628	6	5.33	\$66,459	4	2.00	\$28,087	3	6.33	\$82,680	4	3.50	\$56,511
Renown Regional	70	6.80	\$49,363	71	6.01	\$51,189	82	6.65	\$52,644	76	6.08	\$51,672	65	6.85	\$59,898
Renown S. Meadows	7	2.29	\$23,595	5	3.60	\$29,371	10	3.50	\$38,246	5	1.40	\$23,904	8	2.63	\$21,470
Saint Mary's	37	6.57	\$53,367	50	4.52	\$35,459	44	5.39	\$43,187	21	5.62	\$42,415	21	4.62	\$38,712
Sierra Surgery	0	0.00	\$0	0	0.00	\$0	0	0.00	\$0	0	0.00	\$0	0	0.00	\$0
Total	140	5.91	\$45,518	148	5.12	\$43,457	164	5.91	\$48,255	124	5.55	\$48,589	111	5.60	\$51,561
Rural															
Battle Mountain	2	5.00	\$7,139	0	0.00	\$0	0	0.00	\$0	0	0.00	\$0	0	0.00	\$0
Boulder City	0	0.00	\$0	3	2.67	\$18,626	1	3.00	\$26,935	1	6.00	\$27,745	5	9.40	\$38,020
Carson Valley	0	0.00	\$0	2	2.00	\$19,847	1	2.00	\$13,481	3	2.67	\$23,268	3	3.00	\$20,361
Churchill	2	3.50	\$22,668	0	0.00	\$0	4	3.25	\$17,690	2	2.50	\$18,998	0	0.00	\$0
Desert View	5	3.80	\$17,187	4	1.50	\$10,062	2	3.00	\$27,244	4	2.50	\$20,310	3	2.00	\$15,608
Grover C. Dils	0	0.00	\$0	0	0.00	\$0	0	0.00	\$0	0	0.00	\$0	0	0.00	\$0
Humboldt	1	1.00	\$14,655	2	2.50	\$8,240	0	0.00	\$0	0	0.00	\$0	1	5.00	\$22,070
Incline Village	0	0.00	\$0	0	0.00	\$0	0	0.00	\$0	0	0.00	\$0	0	0.00	\$0
Mesa View	1	3.00	\$18,418	3	2.67	\$9,636	0	0.00	\$0	0	0.00	\$0	0	0.00	\$0
Mount Grant	0	0.00	\$0	1	2.00	\$7,276	2	2.50	\$12,582	2	10.00	\$33,066	21	13.33	\$11,354
Northeastern	4	3.25	\$25,666	5	2.80	\$22,418	3	2.67	\$24,188	4	4.75	\$39,484	4	4.25	\$33,573
Nye	1	4.00	\$16,808	0	0.00	\$0	0	0.00	\$0	0	0.00	\$0	0	0.00	\$0
Pershing	0	0.00	\$0	0	0.00	\$0	0	0.00	\$0	0	0.00	\$0	0	0.00	\$0
South Lyon	1	7.00	\$15,677	0	0.00	\$0	0	0.00	\$0	0	0.00	\$0	0	0.00	\$0
William Bee Ririe	3	1.33	\$11,829	1	7.00	\$55,845	0	0.00	\$0	1	4.00	\$13,040	0	0.00	\$0
Total	20	3.40	\$17,463	21	2.57	\$16,972	13	2.85	\$20,261	17	4.24	\$26,699	37	9.84	\$18,724
All Counties	753	6.03	\$66,905	718	6.23	\$71,706	709	5.75	\$74,372	705	5.60	\$78,313	667	5.99	\$83,311

Major Chest Trauma (183-185)

Diagnoses: that frequently accompanied Major Chest Trauma were: 1) Unspecified essential hypertension (4019), 2) Closed fracture of one rib (80701), 3) Closed fracture of two ribs (80702), 4) Closed fracture of three ribs (80703), 5) Tobacco use disorder (3051), 6) Contusion of lung without mention of open wound into thorax (86121), 7) Other and unspecified hyperlipidemia (2724).

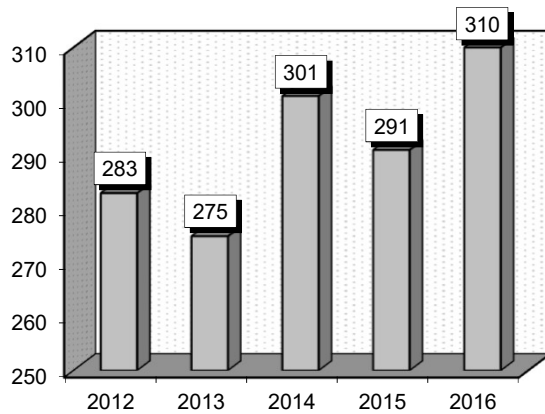
Definitions: **Hypertension:** High blood pressure. **Fracture:** A break in bone or cartilage. Although usually a result of trauma, a fracture can be the result of an acquired disease of bone, such as osteoporosis, or of abnormal formation of bone in a congenital disease of bone, such as osteogenesis imperfecta ('brittle bone disease'). **Thorax:** The part of the body between the neck and abdomen; it is separated from the abdomen by the diaphragm. **Diaphragm:** The musculomembranous partition separating the thoracic and abdominal cavities. **Contusion:** An injury in which the skin is not broken, often characterized by ruptured blood vessels and discolorations; a bruise. **Hyperlipidemia:** An abnormally high concentration of fats or lipids in the blood.

Comment: Major chest trauma is normally the result of an accident, such as an automobile accident (E8495). The resulting damage may be broken ribs or sternum, a collapsed or damaged lung or other chest organs.

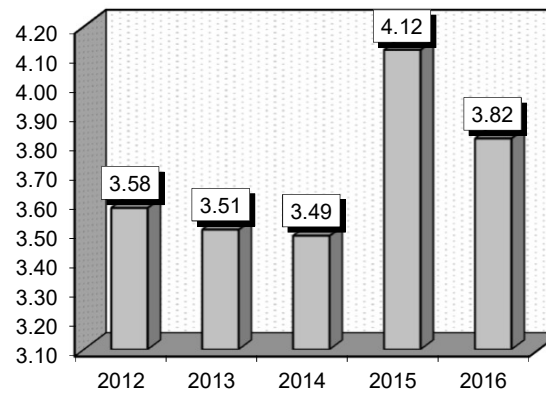
Note: Throughout this publication you may find a number of ailments accompanied by tobacco use disorder and/or hypertension. These often do not have a direct correlation to the ailment, but are left in to demonstrate to the reader their high frequency.

Gender	2012			2013			2014			2015			2016		
	Cases	Avg LOS	Avg Bill	Cases	Avg LOS	Avg Bill	Cases	Avg LOS	Avg Bill	Cases	Avg LOS	Avg Bill	Cases	Avg LOS	Avg Bill
Male	169	3.43	\$40,560	177	3.45	\$40,516	198	3.50	\$47,696	173	4.02	\$51,905	199	3.87	\$48,982
Female	114	3.81	\$37,713	98	3.61	\$37,024	103	3.47	\$37,762	118	4.26	\$52,270	111	3.72	\$44,985
Age Group	Cases	Avg LOS	Avg Bill	Cases	Avg LOS	Avg Bill	Cases	Avg LOS	Avg Bill	Cases	Avg LOS	Avg Bill	Cases	Avg LOS	Avg Bill
0-17	3	1.00	\$27,348	5	1.40	\$20,167	3	3.33	\$32,442	1	1.00	\$25,523	3	4.00	\$45,384
18-35	36	2.61	\$40,421	19	2.11	\$29,233	23	2.61	\$46,941	16	2.38	\$46,155	18	1.94	\$42,283
36-49	52	3.29	\$38,042	44	2.84	\$33,519	45	2.22	\$39,405	33	3.73	\$55,083	46	3.13	\$48,567
50-64	74	3.55	\$39,553	73	3.47	\$43,105	104	3.67	\$44,620	93	4.10	\$53,928	83	3.84	\$53,756
65+	118	4.09	\$39,929	134	4.03	\$41,209	126	3.95	\$45,576	148	4.43	\$51,016	160	4.21	\$44,673
Total	283	3.58	\$39,413	275	3.51	\$39,272	301	3.49	\$44,296	291	4.12	\$52,053	310	3.82	\$47,551

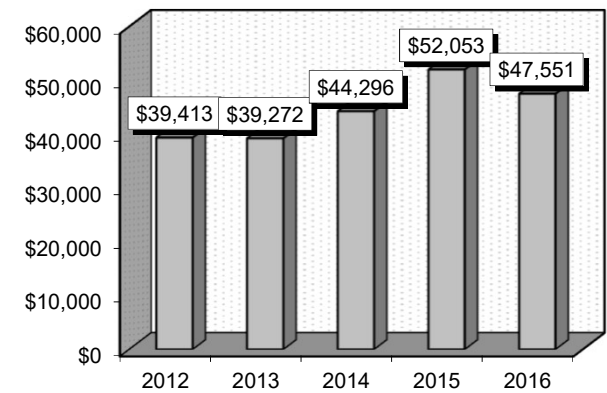
Patient Discharges (Cases)



Average Length of Stay (Avg LOS)



Average Billed Charges (Avg Bill)



County / Hospital	2012			2013			2014			2015			2016		
	Cases	Avg LOS	Avg Bill	Cases	Avg LOS	Avg Bill	Cases	Avg LOS	Avg Bill	Cases	Avg LOS	Avg Bill	Cases	Avg LOS	Avg Bill
Clark															
Centennial Hills	1	1.00	\$9,268	10	2.50	\$37,129	2	2.50	\$58,846	2	6.50	\$34,466	4	2.75	\$47,799
Desert Springs	5	2.40	\$30,911	2	5.50	\$38,345	8	3.25	\$36,667	4	9.50	\$120,870	3	5.33	\$70,629
Henderson Hospital	0	0.00	\$0	0	0.00	\$0	0	0.00	\$0	0	0.00	\$0	0	0.00	\$0
Mountain View	7	5.43	\$55,559	7	4.00	\$54,929	4	4.50	\$74,201	8	4.00	\$67,014	14	2.50	\$43,324
Mountain's Edge	0	0.00	\$0	0	0.00	\$0	0	0.00	\$0	0	0.00	\$0	0	0.00	\$0
North Vista	0	0.00	\$0	1	6.00	\$32,322	2	2.50	\$22,075	3	3.00	\$20,465	2	3.00	\$61,892
Southern Hills	2	4.00	\$36,308	1	3.00	\$64,589	1	2.00	\$28,266	1	6.00	\$40,804	5	2.40	\$29,453
Spring Valley	7	2.00	\$26,861	5	3.80	\$49,850	4	2.25	\$49,912	5	2.40	\$41,634	5	4.40	\$71,954
St. Rose-Rose de Lima	2	6.50	\$67,772	2	5.50	\$34,616	1	3.00	\$36,982	2	4.00	\$60,199	1	1.00	\$20,999
St. Rose-San Martin	0	0.00	\$0	1	8.00	\$74,024	1	3.00	\$39,131	1	1.00	\$52,058	1	1.00	\$46,638
St. Rose-Siena	9	6.00	\$53,847	13	3.23	\$36,377	11	3.55	\$51,205	19	3.42	\$51,069	24	4.54	\$58,822
Summerlin	4	3.00	\$33,839	6	1.67	\$26,436	2	11.00	\$178,015	4	3.75	\$70,395	5	2.80	\$64,406
Sunrise	43	3.42	\$46,310	39	3.38	\$55,017	43	4.02	\$65,288	44	3.93	\$76,004	31	3.19	\$72,628
UMC	82	3.13	\$38,016	68	3.13	\$33,004	89	3.18	\$40,806	70	3.17	\$44,163	65	3.43	\$49,187
Valley	1	2.00	\$39,334	5	3.20	\$34,547	2	5.00	\$65,241	5	1.60	\$26,468	1	2.00	\$73,271
Total	163	3.42	\$41,208	160	3.28	\$40,725	170	3.52	\$50,264	168	3.58	\$55,900	161	3.42	\$55,675
Washoe															
Carson Tahoe	5	3.00	\$26,276	4	4.25	\$25,378	12	4.08	\$24,888	5	3.80	\$25,717	3	5.67	\$31,814
Northern Nevada	2	8.50	\$100,373	2	2.50	\$33,592	3	3.33	\$37,173	1	2.00	\$28,849	3	2.00	\$33,708
Renown Regional	87	3.79	\$41,136	86	4.06	\$42,046	95	3.48	\$41,722	104	5.21	\$51,096	111	4.24	\$44,189
Renown S. Meadows	3	4.00	\$30,560	2	2.50	\$23,570	1	4.00	\$19,123	1	3.00	\$29,403	2	1.50	\$28,699
Saint Mary's	5	4.40	\$21,409	9	4.22	\$26,083	9	3.22	\$17,916	5	2.80	\$17,318	10	3.80	\$27,726
Sierra Surgery	0	0.00	\$0	0	0.00	\$0	0	0.00	\$0	0	0.00	\$0	0	0.00	\$0
Total	102	3.88	\$40,291	103	4.02	\$39,481	120	3.53	\$37,951	116	5.00	\$48,167	129	4.15	\$42,141
Rural															
Battle Mountain	2	2.00	\$3,490	0	0.00	\$0	0	0.00	\$0	0	0.00	\$0	0	0.00	\$0
Boulder City	1	4.00	\$4,710	0	0.00	\$0	0	0.00	\$0	0	0.00	\$0	0	0.00	\$0
Carson Valley	3	1.67	\$8,895	1	4.00	\$44,607	1	2.00	\$17,210	4	2.00	\$23,970	2	4.50	\$31,220
Churchill	2	5.50	\$24,037	1	1.00	\$6,332	0	0.00	\$0	0	0.00	\$0	0	0.00	\$0
Desert View	4	4.25	\$18,534	2	2.00	\$13,865	3	3.00	\$18,421	0	0.00	\$0	1	2.00	\$12,966
Grover C. Dils	0	0.00	\$0	0	0.00	\$0	0	0.00	\$0	0	0.00	\$0	0	0.00	\$0
Humboldt	0	0.00	\$0	0	0.00	\$0	1	4.00	\$18,230	2	3.50	\$15,859	0	0.00	\$0
Incline Village	0	0.00	\$0	0	0.00	\$0	0	0.00	\$0	0	0.00	\$0	0	0.00	\$0
Mesa View	0	0.00	\$0	0	0.00	\$0	2	2.00	\$22,126	0	0.00	\$0	0	0.00	\$0
Mount Grant	0	0.00	\$0	0	0.00	\$0	0	0.00	\$0	0	0.00	\$0	6	6.17	\$8,815
Northeastern	5	3.40	\$29,697	4	3.25	\$24,209	4	2.50	\$24,814	1	2.00	\$41,237	6	2.00	\$24,448
Nye	0	0.00	\$0	3	1.00	\$3,458	0	0.00	\$0	0	0.00	\$0	0	0.00	\$0
Pershing	0	0.00	\$0	0	0.00	\$0	0	0.00	\$0	0	0.00	\$0	0	0.00	\$0
South Lyon	1	2.00	\$18,202	0	0.00	\$0	0	0.00	\$0	0	0.00	\$0	5	7.60	\$13,182
William Bee Ririe	0	0.00	\$0	1	2.00	\$31,233	0	0.00	\$0	0	0.00	\$0	0	0.00	\$0
Total	18	3.33	\$18,182	12	2.25	\$18,093	11	2.64	\$21,292	7	2.43	\$24,119	20	4.90	\$17,045
All Counties	283	3.58	\$39,413	275	3.51	\$39,272	301	3.49	\$44,296	291	4.12	\$52,053	310	3.82	\$47,551

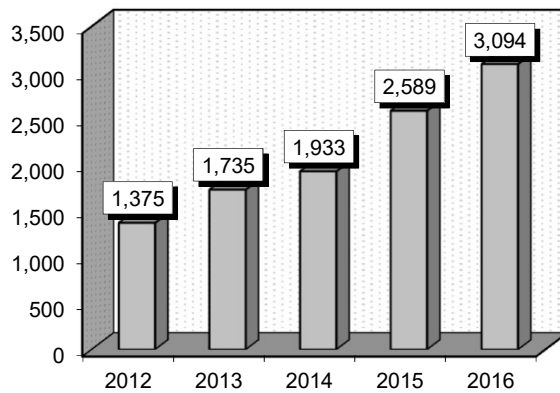
Pulmonary Edema & Respiratory Failure (189)

Diagnoses: that frequently accompanied Pulmonary Edema & Respiratory Failure were: 1) Acute respiratory failure (51881), 2) Unspecified essential hypertension (4019), 3) Obstructive chronic bronchitis with (acute) exacerbation (49121), 4) Congestive heart failure, unspecified (4280), 5) Personal history of tobacco use (V1582), 6) Pneumonia, organism unspecified (486).

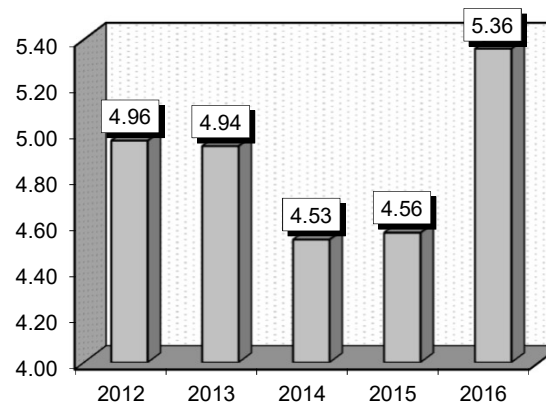
Definitions: **Edema:** Swelling of soft tissues as a result of excess fluid accumulation. **Hypertension:** High blood pressure. **Bronchitis:** An inflammation of the air passages between the nose and the lungs, including the windpipe or trachea and the larger air tubes of the lung that bring air in from the trachea (bronchi). **Chronic obstructive pulmonary disease:** Refers to a group of lung diseases that block airflow and make breathing difficult. Emphysema and chronic bronchitis are the two most common conditions that make up COPD. **Exacerbation:** Increase in severity of a disease or any of its symptoms. **Hypoxia:** An inadequate supply of oxygen to tissues. **Cyanosis:** A bluish color of the skin and the mucous membranes due to insufficient oxygen in the blood. **Bronchiectasis:** A condition in which an area of the bronchial tubes is permanently and abnormally widened (dilated), with accompanying infection. **Pneumonia:** Inflammation of the lungs, usually due to infection with bacteria, viruses, or other pathogenic organisms.

Gender	2012			2013			2014			2015			2016		
	Cases	Avg LOS	Avg Bill	Cases	Avg LOS	Avg Bill	Cases	Avg LOS	Avg Bill	Cases	Avg LOS	Avg Bill	Cases	Avg LOS	Avg Bill
Male	584	4.64	\$58,512	747	4.95	\$61,414	824	4.56	\$59,892	1,086	4.55	\$61,089	1,349	5.43	\$66,666
Female	791	5.20	\$61,536	988	4.93	\$59,097	1,109	4.51	\$57,832	1,503	4.58	\$58,311	1,745	5.31	\$65,595
Age Group	Cases	Avg LOS	Avg Bill	Cases	Avg LOS	Avg Bill	Cases	Avg LOS	Avg Bill	Cases	Avg LOS	Avg Bill	Cases	Avg LOS	Avg Bill
0-17	8	1.00	\$11,586	14	3.14	\$47,554	17	3.06	\$45,021	27	4.93	\$66,209	26	4.35	\$68,431
18-35	60	3.72	\$39,712	60	4.10	\$48,477	85	3.32	\$45,069	98	3.11	\$42,569	133	4.07	\$53,144
36-49	105	4.76	\$57,828	128	4.54	\$59,801	151	3.97	\$53,553	213	5.04	\$69,789	245	4.29	\$61,150
50-64	388	5.01	\$60,840	469	4.96	\$58,811	543	4.79	\$60,989	764	4.33	\$57,225	950	5.25	\$66,016
65+	814	5.09	\$62,276	1,064	5.05	\$61,516	1,137	4.60	\$59,531	1,487	4.71	\$60,148	1,740	5.68	\$67,731
Total	1,375	4.96	\$60,252	1,735	4.94	\$60,095	1,933	4.53	\$58,710	2,589	4.56	\$59,476	3,094	5.36	\$66,062

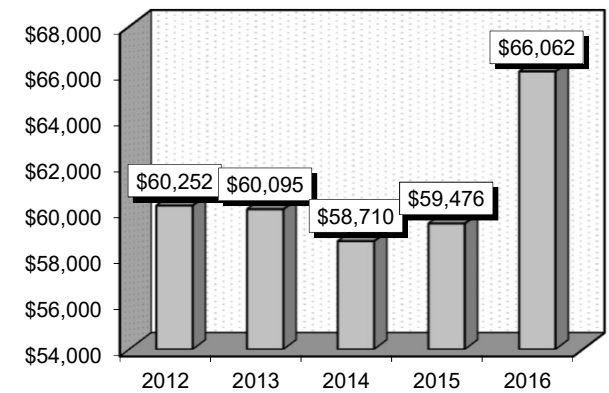
Patient Discharges (Cases)



Average Length of Stay (Avg LOS)



Average Billed Charges (Avg Bill)



County / Hospital	2012			2013			2014			2015			2016		
	Cases	Avg LOS	Avg Bill	Cases	Avg LOS	Avg Bill	Cases	Avg LOS	Avg Bill	Cases	Avg LOS	Avg Bill	Cases	Avg LOS	Avg Bill
Clark															
Centennial Hills	51	4.37	\$77,957	92	4.87	\$78,971	93	3.87	\$64,331	97	5.24	\$85,524	108	5.15	\$92,013
Desert Springs	44	5.00	\$65,231	49	5.92	\$80,261	59	5.78	\$75,687	100	4.98	\$70,249	135	3.51	\$62,636
Henderson Hospital	0	0.00	\$0	0	0.00	\$0	0	0.00	\$0	0	0.00	\$0	12	3.08	\$70,956
Mountain View	145	6.04	\$83,067	165	5.60	\$76,785	203	4.98	\$80,819	322	5.04	\$76,995	327	4.61	\$78,244
Mountain's Edge	0	0.00	\$0	0	0.00	\$0	0	0.00	\$0	25	14.84	\$113,284	177	19.89	\$179,844
North Vista	60	6.15	\$69,725	62	5.55	\$69,074	77	4.65	\$59,493	188	3.13	\$33,445	158	3.02	\$31,357
Southern Hills	102	5.38	\$64,273	103	5.44	\$68,130	83	5.77	\$71,384	115	4.96	\$66,359	133	5.29	\$78,238
Spring Valley	65	5.15	\$75,826	60	4.57	\$78,665	67	6.51	\$123,042	90	4.62	\$83,418	98	5.44	\$100,269
St. Rose-Rose de Lima	126	4.73	\$49,530	82	5.39	\$53,881	89	3.58	\$52,324	96	4.71	\$67,886	93	4.42	\$62,178
St. Rose-San Martin	41	5.39	\$61,502	31	6.16	\$69,702	50	6.10	\$62,179	62	4.95	\$64,432	78	4.23	\$59,040
St. Rose-Siena	65	5.14	\$53,206	81	4.65	\$56,124	74	4.38	\$60,401	129	4.78	\$62,243	175	4.26	\$59,790
Summerlin	92	5.75	\$93,690	183	5.53	\$81,082	130	6.49	\$99,124	141	5.79	\$103,547	104	5.53	\$107,862
Sunrise	95	4.31	\$63,037	134	4.52	\$69,697	145	4.08	\$69,815	183	5.21	\$84,285	176	5.84	\$100,794
UMC	13	3.31	\$36,039	20	4.00	\$36,300	25	3.84	\$34,518	34	6.74	\$78,863	56	11.64	\$90,977
Valley	71	6.07	\$106,894	87	5.09	\$92,032	74	5.99	\$111,752	119	5.26	\$92,985	105	4.09	\$86,501
Total	970	5.29	\$71,593	1,149	5.21	\$73,040	1,169	5.05	\$76,973	1,701	5.04	\$74,476	1,935	6.19	\$85,703
Washoe															
Carson Tahoe	28	3.89	\$32,712	63	3.17	\$28,787	186	3.80	\$28,640	213	3.88	\$29,269	309	4.45	\$36,441
Northern Nevada	12	4.75	\$51,864	61	3.74	\$43,105	110	3.04	\$39,007	98	4.19	\$53,875	89	2.96	\$42,769
Renown Regional	185	4.74	\$38,376	163	6.53	\$51,888	179	4.54	\$37,938	264	4.12	\$33,999	320	4.77	\$39,551
Renown S. Meadows	25	4.40	\$40,626	14	4.86	\$47,246	5	1.80	\$24,203	14	2.64	\$23,246	28	2.75	\$29,242
Saint Mary's	121	3.68	\$25,124	231	3.60	\$23,714	228	3.37	\$23,103	216	2.82	\$20,175	265	3.13	\$22,403
Sierra Surgery	0	0.00	\$0	0	0.00	\$0	0	0.00	\$0	0	0.00	\$0	0	0.00	\$0
Total	371	4.31	\$34,214	532	4.50	\$35,790	708	3.71	\$30,787	805	3.69	\$31,271	1,011	4.03	\$34,103
Rural															
Battle Mountain	0	0.00	\$0	0	0.00	\$0	1	2.00	\$9,298	0	0.00	\$0	0	0.00	\$0
Boulder City	2	3.50	\$17,745	1	1.00	\$9,693	1	4.00	\$27,827	0	0.00	\$0	1	1.00	\$6,562
Carson Valley	3	2.67	\$20,712	1	4.00	\$37,201	3	1.67	\$15,186	11	2.18	\$20,129	20	3.00	\$24,454
Churchill	3	4.33	\$25,598	8	7.00	\$40,655	13	4.31	\$25,317	21	3.57	\$22,524	43	3.98	\$23,859
Desert View	11	2.00	\$11,374	13	2.38	\$21,336	8	2.00	\$20,102	11	2.45	\$23,005	18	3.17	\$26,341
Grover C. Dils	0	0.00	\$0	0	0.00	\$0	0	0.00	\$0	0	0.00	\$0	1	4.00	\$9,305
Humboldt	5	4.40	\$53,142	11	3.91	\$20,854	5	6.00	\$42,148	3	5.00	\$46,297	6	3.50	\$23,651
Incline Village	0	0.00	\$0	0	0.00	\$0	0	0.00	\$0	0	0.00	\$0	0	0.00	\$0
Mesa View	1	1.00	\$4,914	4	2.75	\$19,619	6	3.00	\$21,527	6	3.33	\$20,699	15	2.60	\$18,440
Mount Grant	0	0.00	\$0	3	2.33	\$8,042	0	0.00	\$0	2	4.00	\$15,461	0	0.00	\$0
Northeastern	2	2.00	\$29,241	7	3.29	\$35,295	13	5.92	\$54,610	16	3.31	\$38,854	39	4.13	\$40,354
Nye	4	2.00	\$12,433	1	1.00	\$23,398	0	0.00	\$0	0	0.00	\$0	0	0.00	\$0
Pershing	0	0.00	\$0	0	0.00	\$0	1	2.00	\$7,190	0	0.00	\$0	0	0.00	\$0
South Lyon	0	0.00	\$0	0	0.00	\$0	0	0.00	\$0	0	0.00	\$0	0	0.00	\$0
William Bee Ririe	3	1.67	\$9,618	5	1.80	\$9,992	5	3.40	\$15,647	13	3.85	\$20,298	5	3.80	\$16,941
Total	34	2.65	\$20,801	54	3.44	\$24,110	56	4.05	\$30,498	83	3.28	\$25,627	148	3.60	\$27,581
All Counties	1,375	4.96	\$60,252	1,735	4.94	\$60,095	1,933	4.53	\$58,710	2,589	4.56	\$59,476	3,094	5.36	\$66,062

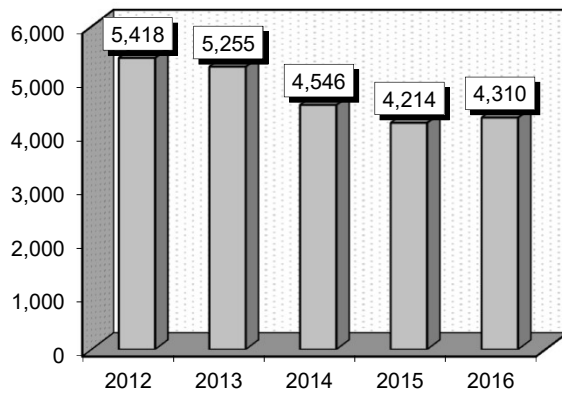
Chronic Obstructive Pulmonary Disease (190-192)

Diagnoses: that frequently accompanied Chronic Obstructive Pulmonary Disease were: 1) Obstructive chronic bronchitis with (acute) exacerbation (49121), 2) Unspecified essential hypertension (4019), 3) Tobacco use disorder (3051), 4) Other and unspecified hyperlipidemia (2724), 5) Congestive heart failure, unspecified (4280).

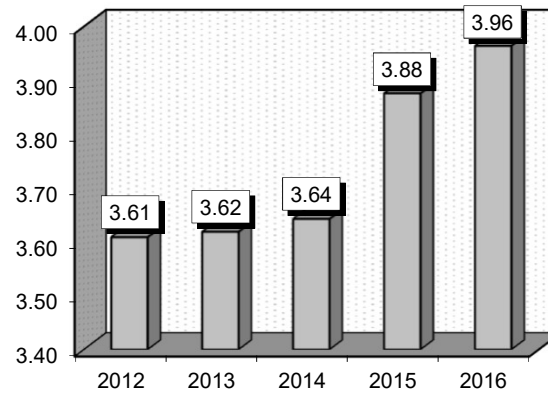
Definitions: Chronic obstructive pulmonary disease: Refers to a group of lung diseases that block airflow and make breathing difficult. Emphysema and chronic bronchitis are the two most common conditions that make up COPD. **Hypertension:** High blood pressure. **Exacerbation:** Increase in severity of a disease or any of its symptoms. **Asthma:** Chronic inflammatory disease of the airways. **Status asthmaticus:** A condition of severe, prolonged asthma. **Hypoxia:** An inadequate supply of oxygen to tissues. **Cyanosis:** A bluish color of the skin and the mucous membranes due to insufficient oxygen in the blood. **Bronchiectasis:** A condition in which an area of the bronchial tubes is permanently and abnormally widened (dilated), with accompanying infection.

	2012			2013			2014			2015			2016		
	Cases	Avg LOS	Avg Bill	Cases	Avg LOS	Avg Bill	Cases	Avg LOS	Avg Bill	Cases	Avg LOS	Avg Bill	Cases	Avg LOS	Avg Bill
Gender															
Male	2,408	3.50	\$37,302	2,281	3.44	\$38,775	1,889	3.59	\$42,865	1,775	3.58	\$47,388	1,849	3.86	\$51,304
Female	3,010	3.70	\$39,080	2,974	3.76	\$39,889	2,657	3.68	\$43,693	2,439	4.09	\$49,010	2,461	4.04	\$52,304
Age Group															
0-17	7	6.43	\$69,005	4	4.75	\$58,316	7	2.43	\$18,209	4	4.50	\$64,245	5	6.00	\$86,221
18-35	52	3.56	\$39,559	39	3.74	\$42,186	44	2.45	\$27,592	33	3.12	\$38,202	24	3.38	\$51,220
36-49	345	3.35	\$36,712	348	3.21	\$37,445	307	3.42	\$40,744	248	3.50	\$48,790	206	3.29	\$51,438
50-64	1,797	3.52	\$37,282	1,755	3.54	\$38,418	1,537	3.55	\$43,073	1,454	3.69	\$47,543	1,415	3.80	\$51,216
65+	3,217	3.68	\$38,935	3,109	3.71	\$40,123	2,651	3.75	\$44,139	2,475	4.03	\$48,850	2,660	4.11	\$52,201
Total	5,418	3.61	\$38,290	5,255	3.62	\$39,405	4,546	3.64	\$43,349	4,214	3.88	\$48,327	4,310	3.96	\$51,875

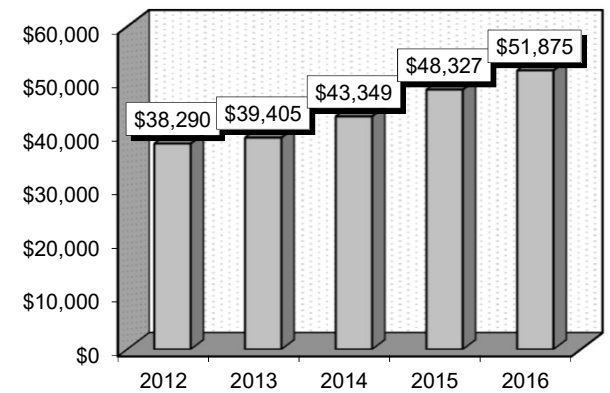
Patient Discharges (Cases)



Average Length of Stay (Avg LOS)



Average Billed Charges (Avg Bill)



County / Hospital	2012			2013			2014			2015			2016		
	Cases	Avg LOS	Avg Bill	Cases	Avg LOS	Avg Bill	Cases	Avg LOS	Avg Bill	Cases	Avg LOS	Avg Bill	Cases	Avg LOS	Avg Bill
Clark															
Centennial Hills	187	3.80	\$49,338	179	3.64	\$54,909	181	3.49	\$57,636	240	3.63	\$61,765	149	2.88	\$58,407
Desert Springs	300	3.81	\$43,487	308	4.32	\$51,867	329	3.85	\$52,887	367	3.50	\$54,877	311	4.11	\$59,326
Henderson Hospital	0	0.00	\$0	0	0.00	\$0	0	0.00	\$0	0	0.00	\$0	8	1.63	\$47,157
Mountain View	414	4.09	\$54,789	413	4.36	\$60,410	368	3.86	\$56,925	359	3.77	\$58,366	447	3.94	\$66,384
Mountain's Edge	0	0.00	\$0	0	0.00	\$0	0	0.00	\$0	20	5.75	\$28,717	100	7.54	\$49,834
North Vista	285	3.83	\$35,855	297	4.15	\$38,700	230	3.23	\$31,848	175	2.68	\$29,365	113	2.73	\$28,307
Southern Hills	92	4.07	\$48,065	67	3.22	\$40,753	92	4.30	\$53,898	94	3.87	\$51,734	149	4.44	\$63,016
Spring Valley	201	4.06	\$48,960	230	3.24	\$50,639	213	3.33	\$56,465	186	3.90	\$67,984	136	4.35	\$77,348
St. Rose-Rose de Lima	197	3.44	\$35,090	216	3.54	\$36,988	153	3.32	\$39,843	147	3.82	\$50,754	146	3.53	\$51,498
St. Rose-San Martin	138	3.78	\$38,023	168	4.01	\$39,757	90	3.71	\$40,710	134	4.24	\$49,876	112	3.13	\$47,681
St. Rose-Siena	239	4.12	\$42,162	226	3.80	\$41,048	180	3.33	\$43,267	179	3.96	\$53,213	256	4.13	\$56,016
Summerlin	192	4.65	\$63,618	199	3.95	\$59,885	232	4.31	\$67,054	180	4.36	\$72,659	159	4.47	\$77,522
Sunrise	598	3.05	\$45,360	477	3.13	\$46,929	393	3.72	\$57,485	465	4.14	\$67,877	459	4.61	\$79,281
UMC	406	3.58	\$33,436	316	3.57	\$29,445	278	3.43	\$29,924	220	5.11	\$39,600	229	3.62	\$45,447
Valley	352	3.62	\$54,805	317	3.50	\$55,361	287	4.77	\$73,347	304	3.34	\$54,234	223	3.43	\$67,080
Total	3,601	3.74	\$45,509	3,413	3.75	\$47,385	3,026	3.76	\$52,266	3,070	3.87	\$56,237	2,996	4.05	\$62,253
Washoe															
Carson Tahoe	295	3.11	\$22,482	305	3.31	\$24,484	184	3.43	\$24,149	137	3.15	\$23,140	167	3.65	\$26,384
Northern Nevada	146	3.06	\$34,877	92	2.43	\$29,747	67	2.73	\$32,254	84	2.75	\$38,623	76	3.26	\$46,594
Renown Regional	561	3.59	\$27,043	602	3.61	\$27,846	479	3.46	\$27,530	309	3.30	\$28,917	355	3.88	\$32,427
Renown S. Meadows	85	3.35	\$26,757	130	3.55	\$27,733	96	3.27	\$26,364	94	3.36	\$31,746	135	3.00	\$28,749
Saint Mary's	188	3.16	\$20,956	184	3.26	\$20,462	111	2.89	\$19,183	64	2.45	\$17,889	125	2.87	\$20,004
Sierra Surgery	0	0.00	\$0	0	0.00	\$0	0	0.00	\$0	0	0.00	\$0	0	0.00	\$0
Total	1,275	3.34	\$25,968	1,313	3.40	\$26,152	937	3.32	\$26,095	688	3.13	\$28,313	858	3.50	\$30,117
Rural															
Battle Mountain	1	2.00	\$5,266	1	2.00	\$5,597	6	1.67	\$9,878	2	3.00	\$8,269	2	2.50	\$9,379
Boulder City	34	4.06	\$10,950	26	6.27	\$27,122	27	4.48	\$25,959	20	5.75	\$27,551	31	6.16	\$27,804
Carson Valley	33	2.73	\$21,105	22	2.05	\$14,977	22	2.82	\$21,874	37	2.38	\$18,602	38	3.37	\$25,816
Churchill	134	4.36	\$23,135	110	4.44	\$25,852	105	4.55	\$28,185	75	3.48	\$22,795	38	2.74	\$16,846
Desert View	111	2.72	\$16,823	111	2.96	\$21,838	181	2.83	\$24,741	136	7.88	\$27,779	137	3.47	\$28,611
Grover C. Dils	9	3.22	\$8,815	9	3.44	\$7,353	9	2.44	\$5,247	10	6.60	\$13,983	12	4.67	\$11,408
Humboldt	31	3.26	\$22,217	38	2.68	\$17,744	42	4.86	\$24,771	34	5.06	\$33,572	43	9.47	\$32,073
Incline Village	0	0.00	\$0	1	2.00	\$27,521	0	0.00	\$0	0	0.00	\$0	0	0.00	\$0
Mesa View	57	2.75	\$14,996	54	2.76	\$15,130	31	2.81	\$15,857	33	3.48	\$21,289	47	3.32	\$22,071
Mount Grant	21	4.95	\$16,126	23	3.22	\$11,325	16	3.59	\$14,450	25	5.12	\$13,981	24	6.71	\$8,869
Northeastern	73	3.01	\$27,546	84	3.24	\$29,121	103	3.23	\$30,367	64	3.20	\$31,928	58	2.97	\$30,312
Nye	7	2.86	\$13,425	16	1.00	\$361	0	0.00	\$0	0	0.00	\$0	0	0.00	\$0
Pershing	5	2.40	\$6,945	3	2.67	\$9,391	1	25.00	\$62,609	1	2.00	\$5,338	5	2.80	\$6,095
South Lyon	8	3.25	\$9,162	13	3.46	\$8,033	6	3.33	\$9,363	2	1.50	\$5,933	12	4.58	\$9,872
William Bee Ririe	18	2.78	\$13,859	18	2.00	\$15,170	28	3.89	\$22,666	17	4.24	\$22,562	9	2.89	\$15,327
Total	542	3.39	\$19,309	529	3.33	\$20,815	583	3.54	\$24,798	456	5.05	\$25,265	456	4.28	\$24,633
All Counties	5,418	3.61	\$38,290	5,255	3.62	\$39,405	4,546	3.64	\$43,349	4,214	3.88	\$48,327	4,310	3.96	\$51,875

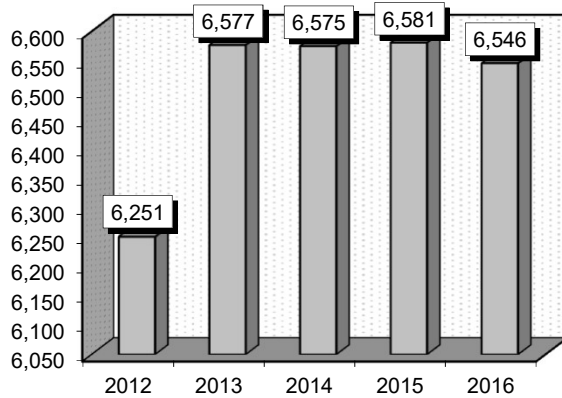
Simple Pneumonia & Pleurisy (193-195)

Diagnoses: that frequently accompanied Simple Pneumonia & Pleurisy were: 1) Unspecified essential hypertension (4019), 2) Acute respiratory failure (51881), 3) Congestive heart failure, unspecified (4280), 4) Personal history of tobacco use (V1582), 5) Chronic airway obstruction, not elsewhere classified (496), 6) Obstructive chronic bronchitis with (acute) exacerbation (49121), 7) Hypoxemia (79902), 8) Asthma, unspecified type, unspecified (49390), 9) Diabetes mellitus without mention of complication, type II or unspecified type, not stated as uncontrolled (25000), 10) Unspecified acquired hypothyroidism (2449).

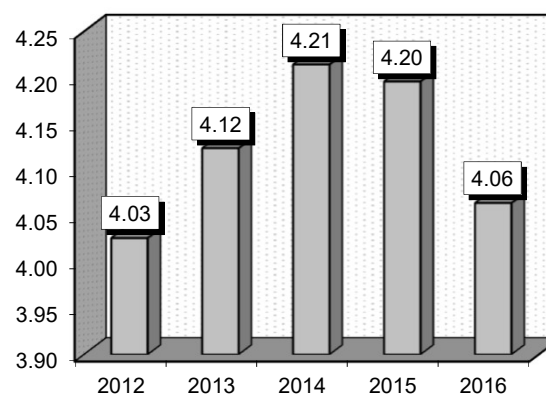
Definitions: **Hypertension:** High blood pressure. **Pneumonia:** Inflammation of the lungs, usually due to infection with bacteria, viruses, or other pathogenic organisms. **Pulmonary alveoli:** Small outpouchings along the walls of the alveolar sacs and alveolar ducts; through them, gas exchange takes place between alveolar gas and pulmonary capillary blood. **Bronchioles:** Small airways extending from the bronchi into the lobes of the lungs. **Pleurisy:** An inflammation of the membrane that surrounds and protects the lungs (the pleura). **Bronchitis:** An inflammation of the air passages between the nose and the lungs, including the windpipe or trachea and the larger air tubes of the lung that bring air in from the trachea (bronchi). **Exacerbation:** Increase in severity of a disease or any of its symptoms. **Hypoxemia:** An abnormal deficiency in the concentration of oxygen in arterial blood. **Asthma:** Chronic inflammatory disease of the airways. **Hypothyroidism:** Diminished production of thyroid hormone, leading to clinical manifestations of thyroid insufficiency, including low metabolic rate, tendency to gain weight, somnolence, and sometimes myxedema.

Gender	2012			2013			2014			2015			2016		
	Cases	Avg LOS	Avg Bill	Cases	Avg LOS	Avg Bill	Cases	Avg LOS	Avg Bill	Cases	Avg LOS	Avg Bill	Cases	Avg LOS	Avg Bill
Male	3,068	3.97	\$41,474	3,308	4.02	\$42,823	3,236	4.17	\$47,737	3,181	4.17	\$51,193	3,173	3.99	\$50,635
Female	3,183	4.08	\$41,396	3,269	4.23	\$42,910	3,339	4.26	\$47,646	3,400	4.22	\$50,894	3,373	4.14	\$50,518
Age Group	Cases	Avg LOS	Avg Bill	Cases	Avg LOS	Avg Bill	Cases	Avg LOS	Avg Bill	Cases	Avg LOS	Avg Bill	Cases	Avg LOS	Avg Bill
0-17	708	2.81	\$20,293	789	2.97	\$22,518	717	2.96	\$24,663	789	3.12	\$32,729	799	3.04	\$32,180
18-35	415	3.47	\$36,415	378	3.60	\$38,822	374	3.95	\$47,158	372	3.71	\$50,107	356	3.31	\$48,745
36-49	650	3.58	\$39,300	616	3.94	\$42,939	631	4.00	\$48,209	564	3.75	\$49,718	562	3.73	\$55,932
50-64	1,348	4.00	\$42,874	1,442	4.31	\$46,049	1,525	4.21	\$50,173	1,355	4.30	\$55,905	1,390	4.08	\$53,631
65+	3,130	4.48	\$46,705	3,352	4.41	\$46,730	3,328	4.56	\$51,477	3,501	4.52	\$53,592	3,439	4.43	\$52,927
Total	6,251	4.03	\$41,434	6,577	4.12	\$42,866	6,575	4.21	\$47,691	6,581	4.20	\$51,038	6,546	4.06	\$50,575

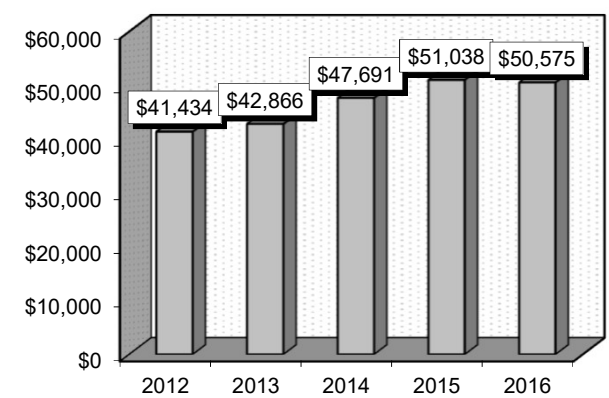
Patient Discharges (Cases)



Average Length of Stay (Avg LOS)



Average Billed Charges (Avg Bill)



County / Hospital	2012			2013			2014			2015			2016		
	Cases	Avg LOS	Avg Bill	Cases	Avg LOS	Avg Bill	Cases	Avg LOS	Avg Bill	Cases	Avg LOS	Avg Bill	Cases	Avg LOS	Avg Bill
Clark															
Centennial Hills	193	4.15	\$65,746	221	3.83	\$57,193	219	3.75	\$62,241	241	4.10	\$69,593	250	3.80	\$74,556
Desert Springs	295	4.50	\$57,387	346	4.42	\$56,702	329	5.04	\$64,444	336	4.47	\$65,661	340	4.57	\$72,863
Henderson Hospital	0	0.00	\$0	0	0.00	\$0	0	0.00	\$0	0	0.00	\$0	10	1.70	\$40,055
Mountain View	355	4.89	\$66,927	447	5.57	\$76,420	538	5.27	\$78,408	637	4.80	\$74,697	446	4.42	\$70,887
Mountain's Edge	0	0.00	\$0	0	0.00	\$0	0	0.00	\$0	3	13.67	\$112,245	144	9.24	\$61,860
North Vista	143	4.97	\$47,639	131	4.86	\$46,517	109	5.27	\$49,655	63	3.38	\$34,957	100	3.52	\$36,453
Southern Hills	165	4.91	\$60,526	159	4.94	\$60,803	218	5.21	\$67,804	229	5.28	\$73,402	192	4.76	\$72,423
Spring Valley	231	4.71	\$65,317	252	4.37	\$61,530	263	4.13	\$74,400	272	4.03	\$69,815	278	3.69	\$70,201
St. Rose-Rose de Lima	159	4.17	\$39,837	160	3.99	\$47,129	187	4.14	\$51,566	180	4.34	\$59,005	140	5.14	\$68,230
St. Rose-San Martin	190	4.38	\$44,576	214	4.79	\$49,369	223	4.01	\$46,000	180	4.96	\$57,741	141	4.59	\$65,610
St. Rose-Siena	347	4.18	\$41,899	366	4.24	\$44,986	313	4.85	\$55,938	316	5.09	\$59,362	330	4.17	\$53,471
Summerlin	443	4.40	\$57,784	421	4.21	\$56,856	410	4.39	\$65,242	465	4.13	\$63,268	519	3.86	\$69,881
Sunrise	532	3.68	\$49,118	545	3.92	\$53,033	579	3.99	\$59,036	714	4.41	\$67,978	611	3.85	\$62,719
UMC	575	3.70	\$31,624	538	3.86	\$28,220	438	3.82	\$27,369	395	4.13	\$39,248	442	4.38	\$44,076
Valley	261	4.14	\$65,460	281	4.42	\$69,044	249	5.18	\$80,655	209	4.29	\$70,377	204	3.76	\$69,295
Total	3,889	4.25	\$51,840	4,081	4.37	\$53,830	4,075	4.51	\$60,660	4,240	4.48	\$64,315	4,147	4.32	\$64,157
Washoe															
Carson Tahoe	378	3.43	\$23,355	411	3.63	\$23,854	424	3.98	\$28,879	366	4.02	\$28,266	436	4.00	\$28,929
Northern Nevada	95	2.99	\$34,486	86	3.26	\$36,524	89	3.02	\$38,018	107	3.45	\$44,248	141	3.32	\$46,076
Renown Regional	641	4.08	\$27,311	764	4.03	\$28,234	743	3.97	\$27,676	729	3.88	\$28,225	640	3.91	\$28,980
Renown S. Meadows	146	3.62	\$27,167	153	3.22	\$24,989	148	3.07	\$24,019	175	3.20	\$26,178	165	2.51	\$23,947
Saint Mary's	337	3.88	\$24,924	327	3.94	\$22,436	281	3.39	\$21,492	225	3.21	\$21,630	281	3.43	\$23,899
Sierra Surgery	0	0.00	\$0	0	0.00	\$0	0	0.00	\$0	0	0.00	\$0	0	0.00	\$0
Total	1,597	3.77	\$26,284	1,741	3.81	\$26,235	1,685	3.75	\$27,173	1,602	3.72	\$28,155	1,663	3.67	\$29,059
Rural															
Battle Mountain	14	2.29	\$5,829	6	3.17	\$6,457	10	3.00	\$11,216	9	2.67	\$10,969	14	2.86	\$10,549
Boulder City	35	4.60	\$15,949	40	4.55	\$20,408	27	3.85	\$21,076	23	5.09	\$24,742	44	4.09	\$20,354
Carson Valley	53	3.04	\$22,557	53	2.60	\$16,877	80	3.09	\$21,252	85	3.00	\$21,034	85	2.84	\$18,947
Churchill	108	4.22	\$22,500	128	4.40	\$23,749	120	4.62	\$26,635	87	3.75	\$21,671	71	3.23	\$18,481
Desert View	95	3.14	\$19,118	129	3.40	\$25,737	165	3.22	\$28,067	172	3.43	\$28,329	148	3.16	\$24,532
Grover C. Dils	6	2.17	\$5,990	13	2.85	\$5,872	12	3.08	\$6,332	8	2.88	\$4,956	7	8.00	\$16,790
Humboldt	27	3.81	\$19,550	30	3.00	\$16,471	41	4.73	\$23,799	24	4.33	\$31,929	32	3.28	\$22,733
Incline Village	3	1.00	\$10,078	1	3.00	\$24,038	3	2.00	\$15,559	1	4.00	\$25,393	2	1.50	\$14,581
Mesa View	40	2.55	\$14,027	38	2.53	\$12,948	48	2.98	\$16,204	56	3.18	\$18,964	50	3.78	\$20,582
Mount Grant	69	4.68	\$16,627	56	4.68	\$17,597	42	5.05	\$20,469	63	5.38	\$14,134	54	4.33	\$8,111
Northeastern	210	3.17	\$27,434	195	3.20	\$28,332	203	3.57	\$32,274	167	3.43	\$32,836	173	3.68	\$34,793
Nye	19	2.68	\$12,489	6	1.67	\$9,015	0	0.00	\$0	0	0.00	\$0	0	0.00	\$0
Pershing	6	1.67	\$7,960	7	3.71	\$12,351	6	2.33	\$8,907	5	3.40	\$9,714	13	4.15	\$11,373
South Lyon	42	3.10	\$9,922	26	2.92	\$7,695	23	3.91	\$11,897	17	3.53	\$12,307	18	4.44	\$10,158
William Bee Ririe	38	2.76	\$15,244	27	3.37	\$19,691	35	3.83	\$22,015	22	2.86	\$15,697	25	3.16	\$15,624
Total	765	3.42	\$20,165	755	3.52	\$21,958	815	3.71	\$25,268	739	3.62	\$24,471	736	3.52	\$22,661
All Counties	6,251	4.03	\$41,434	6,577	4.12	\$42,866	6,575	4.21	\$47,691	6,581	4.20	\$51,038	6,546	4.06	\$50,575

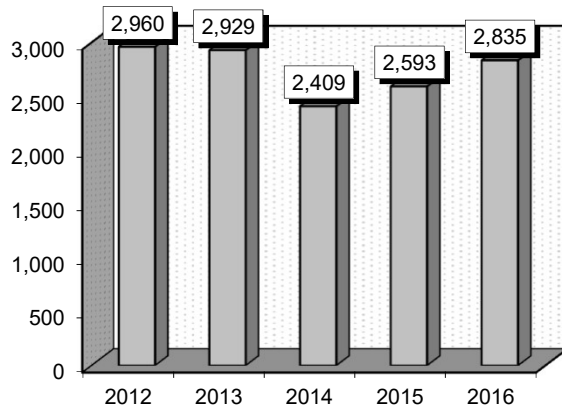
Bronchitis & Asthma (202-203)

Diagnoses: that frequently accompanied Bronchitis & Asthma were: 1) Hypoxemia (79902), 2) Unspecified essential hypertension (4019), 3) Pneumonia, organism unspecified (486), 4) Other and unspecified hyperlipidemia (2724), 5) Hypopotassemia (2768), 6) Obesity, unspecified (27800), 7) Acute bronchiolitis due to respiratory syncytial virus (RSV) (46611), 8) Unspecified otitis media (3829), 9) Dehydration (27651), 10) Diabetes mellitus without mention of complication, type II or unspecified type, not stated as uncontrolled (25000).

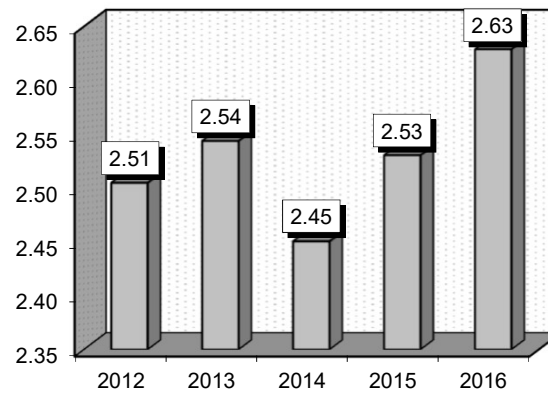
Definitions: **Hypertension:** High blood pressure. **Hypoxemia:** An abnormal deficiency in the concentration of oxygen in arterial blood. **Diabetes mellitus:** A condition in which the pancreas no longer produces enough insulin or cells stop responding to the insulin that is produced, so that glucose in the blood cannot be absorbed into the cells of the body. **Hypopotassemia:** A deficiency of potassium in the blood. **Bronchitis:** An inflammation of the air passages between the nose and the lungs, including the windpipe or trachea and the larger air tubes of the lung that bring air in from the trachea (bronchi). **Asthma:** Chronic inflammatory disease of the airways. **Asphyxia:** The extreme condition caused by lack of oxygen and excess of carbon dioxide in the blood. **Otitis media:** An inflammation or infection of the middle ear, common in early childhood.

Gender	2012			2013			2014			2015			2016		
	Cases	Avg LOS	Avg Bill	Cases	Avg LOS	Avg Bill	Cases	Avg LOS	Avg Bill	Cases	Avg LOS	Avg Bill	Cases	Avg LOS	Avg Bill
Male	1,436	2.35	\$20,950	1,380	2.40	\$22,025	1,149	2.29	\$23,444	1,219	2.35	\$26,792	1,411	2.48	\$28,985
Female	1,524	2.65	\$24,760	1,549	2.67	\$25,701	1,260	2.59	\$28,277	1,374	2.69	\$32,024	1,424	2.77	\$34,773
Age Group	Cases	Avg LOS	Avg Bill	Cases	Avg LOS	Avg Bill	Cases	Avg LOS	Avg Bill	Cases	Avg LOS	Avg Bill	Cases	Avg LOS	Avg Bill
0-17	1,655	2.47	\$18,795	1,585	2.48	\$19,089	1,305	2.41	\$20,839	1,482	2.44	\$23,782	1,652	2.52	\$25,693
18-35	346	2.23	\$23,323	325	2.22	\$24,575	347	2.28	\$28,856	287	2.18	\$30,079	297	2.27	\$33,280
36-49	348	2.55	\$27,599	352	2.42	\$28,753	272	2.35	\$30,397	270	2.87	\$35,812	276	2.73	\$41,531
50-64	283	2.58	\$29,552	357	2.94	\$31,017	258	2.55	\$33,661	272	2.67	\$40,880	310	3.09	\$43,838
65+	328	2.83	\$32,547	310	2.89	\$34,735	227	2.92	\$37,031	282	2.93	\$42,535	300	3.03	\$43,448
Total	2,960	2.51	\$22,911	2,929	2.54	\$23,969	2,409	2.45	\$25,972	2,593	2.53	\$29,564	2,835	2.63	\$31,892

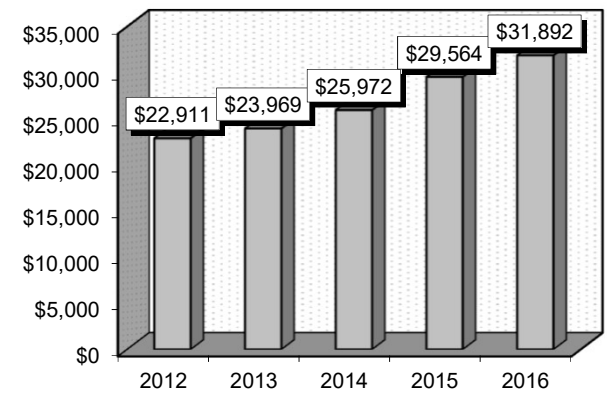
Patient Discharges (Cases)



Average Length of Stay (Avg LOS)



Average Billed Charges (Avg Bill)



County / Hospital	2012			2013			2014			2015			2016		
	Cases	Avg LOS	Avg Bill	Cases	Avg LOS	Avg Bill	Cases	Avg LOS	Avg Bill	Cases	Avg LOS	Avg Bill	Cases	Avg LOS	Avg Bill
Clark															
Centennial Hills	62	2.19	\$32,924	88	2.68	\$35,074	71	1.80	\$34,247	82	2.29	\$42,814	82	2.59	\$48,148
Desert Springs	73	3.16	\$37,373	66	2.79	\$33,930	75	2.32	\$33,019	76	2.29	\$36,983	81	4.14	\$38,695
Henderson Hospital	0	0.00	\$0	0	0.00	\$0	0	0.00	\$0	0	0.00	\$0	6	1.50	\$40,775
Mountain View	113	2.86	\$38,618	130	2.85	\$41,567	116	2.58	\$40,122	130	3.01	\$48,929	116	3.00	\$52,858
Mountain's Edge	0	0.00	\$0	0	0.00	\$0	0	0.00	\$0	0	0.00	\$0	16	7.63	\$79,271
North Vista	54	2.63	\$24,795	60	1.92	\$22,187	51	2.08	\$24,957	61	1.90	\$20,773	52	1.67	\$22,268
Southern Hills	38	2.37	\$29,895	47	3.17	\$40,573	30	2.73	\$41,138	44	2.77	\$37,334	46	3.35	\$53,472
Spring Valley	67	2.22	\$32,926	66	1.80	\$29,562	60	2.05	\$36,151	43	1.95	\$43,218	50	2.40	\$47,731
St. Rose-Rose de Lima	33	1.97	\$23,086	48	2.75	\$27,980	18	2.50	\$32,180	17	3.12	\$38,910	28	2.79	\$45,701
St. Rose-San Martin	50	2.86	\$29,633	52	3.71	\$32,664	35	2.51	\$30,321	40	3.78	\$36,046	46	2.74	\$40,303
St. Rose-Siena	180	2.57	\$18,230	184	2.60	\$19,754	110	2.59	\$23,200	128	2.79	\$22,497	181	2.72	\$27,699
Summerlin	353	2.88	\$25,847	360	2.59	\$26,900	243	2.54	\$31,064	317	2.58	\$33,069	309	2.63	\$39,031
Sunrise	620	2.30	\$25,489	519	2.20	\$27,455	494	2.14	\$29,301	696	2.42	\$33,647	681	2.46	\$35,853
UMC	492	2.25	\$19,391	419	2.58	\$19,912	369	2.78	\$22,834	317	2.58	\$24,864	378	2.50	\$26,543
Valley	64	2.59	\$40,923	64	2.83	\$42,353	63	2.84	\$46,842	54	2.35	\$43,990	61	2.69	\$50,962
Total	2,199	2.48	\$25,660	2,103	2.53	\$27,381	1,735	2.43	\$29,874	2,005	2.54	\$33,213	2,133	2.66	\$36,801
Washoe															
Carson Tahoe	139	2.50	\$11,428	111	2.59	\$11,787	99	2.37	\$10,785	79	2.25	\$12,906	81	2.47	\$12,013
Northern Nevada	54	2.00	\$23,163	42	1.95	\$22,173	24	1.88	\$24,588	27	2.00	\$28,778	29	1.97	\$30,548
Renown Regional	275	2.71	\$16,047	334	2.90	\$17,299	285	2.69	\$17,658	256	2.64	\$18,740	363	2.62	\$18,139
Renown S. Meadows	29	2.38	\$21,683	28	1.68	\$15,901	24	2.21	\$18,864	14	2.43	\$21,897	24	1.92	\$24,551
Saint Mary's	88	2.82	\$14,297	109	2.51	\$12,726	79	2.04	\$9,988	88	2.27	\$12,327	80	2.49	\$13,089
Sierra Surgery	0	0.00	\$0	0	0.00	\$0	0	0.00	\$0	0	0.00	\$0	0	0.00	\$0
Total	585	2.59	\$15,622	624	2.66	\$15,785	511	2.47	\$15,523	464	2.46	\$17,210	577	2.52	\$17,469
Rural															
Battle Mountain	1	1.00	\$1,806	0	0.00	\$0	0	0.00	\$0	0	0.00	\$0	1	1.00	\$3,503
Boulder City	5	2.60	\$12,082	5	3.20	\$19,981	1	1.00	\$4,407	3	2.33	\$16,621	3	1.00	\$6,924
Carson Valley	6	2.17	\$14,643	2	2.50	\$22,239	4	3.75	\$25,263	6	2.17	\$15,773	9	2.78	\$18,672
Churchill	64	2.30	\$11,949	68	2.35	\$12,463	43	2.42	\$14,186	36	2.75	\$15,523	30	2.47	\$13,314
Desert View	21	1.90	\$10,611	9	1.56	\$11,379	20	2.30	\$19,211	17	3.00	\$23,634	19	2.47	\$18,489
Grover C. Dils	1	1.00	\$3,462	0	0.00	\$0	3	2.00	\$3,753	1	3.00	\$7,968	3	6.00	\$13,401
Humboldt	9	2.11	\$9,988	15	2.40	\$13,494	9	2.33	\$13,565	3	3.67	\$16,886	8	2.63	\$15,707
Incline Village	0	0.00	\$0	0	0.00	\$0	1	2.00	\$10,402	1	1.00	\$15,534	0	0.00	\$0
Mesa View	2	1.50	\$9,863	8	2.13	\$15,293	2	1.50	\$10,238	3	1.67	\$15,982	5	1.80	\$15,966
Mount Grant	27	4.11	\$13,196	26	3.23	\$11,908	17	3.47	\$12,741	16	3.06	\$9,125	12	3.17	\$5,926
Northeastern	13	3.08	\$24,393	43	2.63	\$20,945	50	2.88	\$21,783	26	2.35	\$20,815	21	2.29	\$18,666
Nye	4	1.75	\$6,966	16	1.00	\$914	0	0.00	\$0	0	0.00	\$0	0	0.00	\$0
Pershing	1	3.00	\$9,466	2	1.00	\$5,224	2	8.00	\$16,335	3	3.00	\$10,246	0	0.00	\$0
South Lyon	4	1.50	\$4,972	1	2.00	\$3,717	0	0.00	\$0	1	8.00	\$19,723	2	3.50	\$4,598
William Bee Ririe	18	1.94	\$15,091	7	1.57	\$16,411	11	1.73	\$18,277	8	1.88	\$14,838	12	2.25	\$14,815
Total	176	2.49	\$12,801	202	2.36	\$13,727	163	2.67	\$17,198	124	2.68	\$16,803	125	2.54	\$14,710
All Counties	2,960	2.51	\$22,911	2,929	2.54	\$23,969	2,409	2.45	\$25,972	2,593	2.53	\$29,564	2,835	2.63	\$31,892

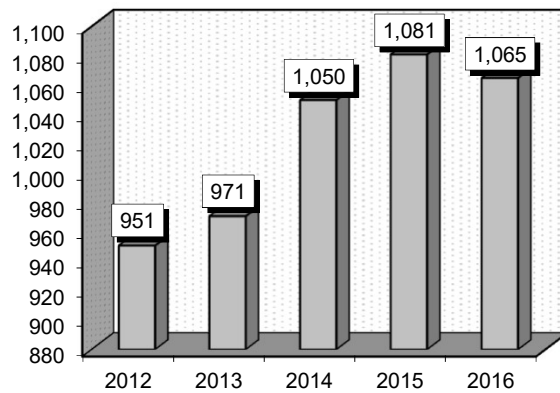
Cardiac Valve & Other Major Cardiothoracic Procedures (216-221)

Procedures: that frequently accompanied Cardiac Valve & Other Major Cardiothoracic Procedures were: 1) Coronary arteriography using catheter(s) (8855-6), 2) Extracorporeal circulation auxiliary to open heart surgery (3961), 3) Open and other replacement of aortic valve with tissue graft (3521), 4) Angiocardiology (8850-4), 5) Monitoring of cardiac output (8967-8), 6) Transfusion (990), 7) Cardioplegia (3963).

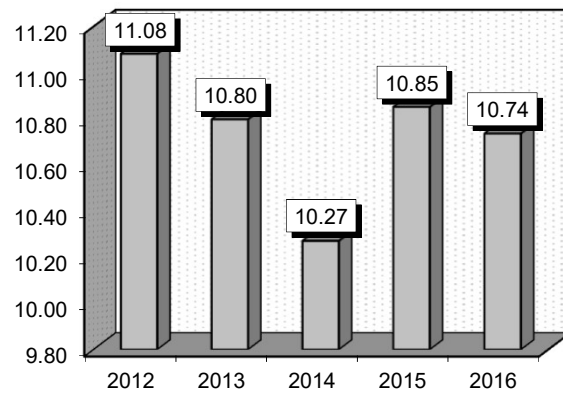
Definitions: **Coronary:** Pertaining to encircling structures, such as the coronary arteries; pertaining to the heart. **Aorta:** The main artery of the body, supplying oxygenated blood to the circulatory system. **Arteriography:** Radiography of an artery, carried out after injection of a radio-opaque substance. **Catheter:** A hollow flexible tube for insertion into a body cavity, duct, or vessel to allow the passage of fluids or distend a passageway. **Angiocardiology:** A radiographic diagnostic study of the heart in which valves and vessels are examined via x-ray and fluoroscopy following the introduction of contrast media. **Transfusion:** Transfer of blood or a blood component from one person (donor) to another (recipient). **Cardioplegia:** Paralysis of the heart, as may be done electively in stopping the heart during cardiac surgery.

Gender	2012			2013			2014			2015			2016		
	Cases	Avg LOS	Avg Bill	Cases	Avg LOS	Avg Bill	Cases	Avg LOS	Avg Bill	Cases	Avg LOS	Avg Bill	Cases	Avg LOS	Avg Bill
Male	578	10.99	\$322,128	606	10.00	\$333,598	649	10.03	\$343,067	689	10.53	\$398,966	664	10.01	\$427,128
Female	373	11.22	\$311,500	365	12.12	\$373,150	401	10.67	\$363,295	392	11.42	\$409,787	401	11.95	\$476,527
Age Group	Cases	Avg LOS	Avg Bill	Cases	Avg LOS	Avg Bill	Cases	Avg LOS	Avg Bill	Cases	Avg LOS	Avg Bill	Cases	Avg LOS	Avg Bill
0-17	38	17.76	\$530,164	40	10.70	\$522,396	25	20.76	\$741,934	42	19.24	\$714,615	48	14.96	\$847,193
18-35	21	7.71	\$292,881	22	14.68	\$418,348	20	10.30	\$339,582	32	9.66	\$385,125	26	12.58	\$443,885
36-49	55	13.22	\$312,276	41	10.34	\$306,847	76	11.53	\$333,387	66	10.21	\$395,301	71	10.76	\$398,756
50-64	222	10.85	\$304,893	209	9.90	\$309,426	264	10.23	\$329,093	278	11.18	\$408,837	280	10.18	\$398,486
65+	615	10.68	\$310,929	659	10.99	\$350,546	665	9.75	\$347,029	663	10.30	\$382,262	640	10.59	\$441,572
Total	951	11.08	\$317,959	971	10.80	\$348,466	1,050	10.27	\$350,793	1,081	10.85	\$402,890	1,065	10.74	\$445,728

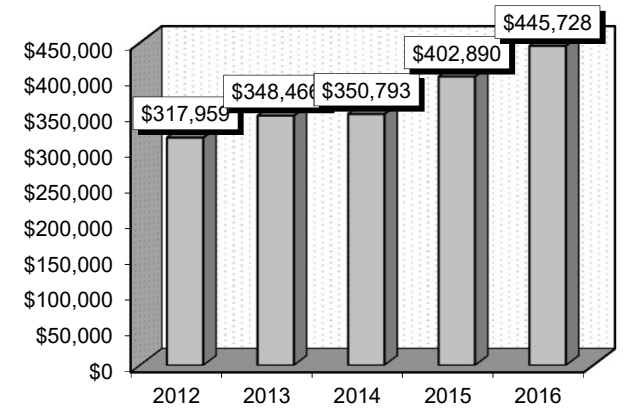
Patient Discharges (Cases)



Average Length of Stay (Avg LOS)



Average Billed Charges (Avg Bill)



County / Hospital	2012			2013			2014			2015			2016		
	Cases	Avg LOS	Avg Bill	Cases	Avg LOS	Avg Bill	Cases	Avg LOS	Avg Bill	Cases	Avg LOS	Avg Bill	Cases	Avg LOS	Avg Bill
Clark															
Centennial Hills	0	0.00	\$0	0	0.00	\$0	0	0.00	\$0	0	0.00	\$0	2	3.00	\$99,114
Desert Springs	65	12.15	\$317,037	56	13.55	\$345,395	62	11.56	\$346,962	64	12.16	\$403,043	55	12.16	\$440,892
Henderson Hospital	0	0.00	\$0	0	0.00	\$0	0	0.00	\$0	0	0.00	\$0	0	0.00	\$0
Mountain View	84	11.00	\$415,586	95	14.60	\$542,102	108	12.42	\$518,841	130	11.08	\$522,319	169	11.04	\$564,254
Mountain's Edge	0	0.00	\$0	0	0.00	\$0	0	0.00	\$0	0	0.00	\$0	0	0.00	\$0
North Vista	0	0.00	\$0	0	0.00	\$0	0	0.00	\$0	0	0.00	\$0	0	0.00	\$0
Southern Hills	0	0.00	\$0	0	0.00	\$0	0	0.00	\$0	0	0.00	\$0	0	0.00	\$0
Spring Valley	29	17.76	\$436,895	24	11.79	\$382,503	29	12.55	\$382,079	40	11.48	\$419,703	73	13.40	\$470,189
St. Rose-Rose de Lima	0	0.00	\$0	0	0.00	\$0	0	0.00	\$0	0	0.00	\$0	0	0.00	\$0
St. Rose-San Martin	133	10.74	\$296,425	65	9.98	\$305,379	81	8.96	\$341,655	70	9.29	\$387,245	55	9.29	\$384,392
St. Rose-Siena	63	10.38	\$330,158	112	10.62	\$313,019	110	11.22	\$361,853	103	10.75	\$401,409	123	9.43	\$385,224
Summerlin	51	12.55	\$368,208	54	11.83	\$386,863	43	12.91	\$460,914	69	11.90	\$457,720	51	12.39	\$508,965
Sunrise	209	11.58	\$413,099	217	9.91	\$472,546	201	10.33	\$494,521	204	13.20	\$601,597	195	12.15	\$689,261
UMC	48	18.79	\$368,414	47	14.60	\$353,467	41	15.61	\$361,443	47	17.00	\$451,617	51	14.20	\$386,330
Valley	43	13.14	\$321,151	45	17.04	\$428,465	53	11.04	\$349,041	53	16.00	\$479,194	53	12.70	\$447,900
Total	725	12.19	\$365,546	715	11.90	\$411,548	728	11.32	\$423,957	780	12.30	\$487,011	827	11.59	\$515,670
Washoe															
Carson Tahoe	50	7.50	\$170,076	56	8.77	\$186,221	67	7.36	\$185,347	47	6.38	\$165,430	38	7.71	\$188,871
Northern Nevada	0	0.00	\$0	0	0.00	\$0	0	0.00	\$0	0	0.00	\$0	1	11.00	\$373,120
Renown Regional	137	7.34	\$158,007	126	7.07	\$157,815	167	7.67	\$169,126	175	7.29	\$171,976	135	7.67	\$188,456
Renown S. Meadows	0	0.00	\$0	0	0.00	\$0	0	0.00	\$0	0	0.00	\$0	0	0.00	\$0
Saint Mary's	39	8.15	\$184,813	74	8.01	\$186,360	88	8.78	\$216,239	79	7.10	\$225,122	64	7.94	\$238,270
Sierra Surgery	0	0.00	\$0	0	0.00	\$0	0	0.00	\$0	0	0.00	\$0	0	0.00	\$0
Total	226	7.52	\$165,303	256	7.71	\$172,280	322	7.91	\$185,377	301	7.10	\$184,903	238	7.76	\$202,694
Rural															
Battle Mountain	0	0.00	\$0	0	0.00	\$0	0	0.00	\$0	0	0.00	\$0	0	0.00	\$0
Boulder City	0	0.00	\$0	0	0.00	\$0	0	0.00	\$0	0	0.00	\$0	0	0.00	\$0
Carson Valley	0	0.00	\$0	0	0.00	\$0	0	0.00	\$0	0	0.00	\$0	0	0.00	\$0
Churchill	0	0.00	\$0	0	0.00	\$0	0	0.00	\$0	0	0.00	\$0	0	0.00	\$0
Desert View	0	0.00	\$0	0	0.00	\$0	0	0.00	\$0	0	0.00	\$0	0	0.00	\$0
Grover C. Dils	0	0.00	\$0	0	0.00	\$0	0	0.00	\$0	0	0.00	\$0	0	0.00	\$0
Humboldt	0	0.00	\$0	0	0.00	\$0	0	0.00	\$0	0	0.00	\$0	0	0.00	\$0
Incline Village	0	0.00	\$0	0	0.00	\$0	0	0.00	\$0	0	0.00	\$0	0	0.00	\$0
Mesa View	0	0.00	\$0	0	0.00	\$0	0	0.00	\$0	0	0.00	\$0	0	0.00	\$0
Mount Grant	0	0.00	\$0	0	0.00	\$0	0	0.00	\$0	0	0.00	\$0	0	0.00	\$0
Northeastern	0	0.00	\$0	0	0.00	\$0	0	0.00	\$0	0	0.00	\$0	0	0.00	\$0
Nye	0	0.00	\$0	0	0.00	\$0	0	0.00	\$0	0	0.00	\$0	0	0.00	\$0
Pershing	0	0.00	\$0	0	0.00	\$0	0	0.00	\$0	0	0.00	\$0	0	0.00	\$0
South Lyon	0	0.00	\$0	0	0.00	\$0	0	0.00	\$0	0	0.00	\$0	0	0.00	\$0
William Bee Ririe	0	0.00	\$0	0	0.00	\$0	0	0.00	\$0	0	0.00	\$0	0	0.00	\$0
Total	0	0.00	\$0	0	0.00	\$0	0	0.00	\$0	0	0.00	\$0	0	0.00	\$0
All Counties	951	11.08	\$317,959	971	10.80	\$348,466	1,050	10.27	\$350,793	1,081	10.85	\$402,890	1,065	10.74	\$445,728

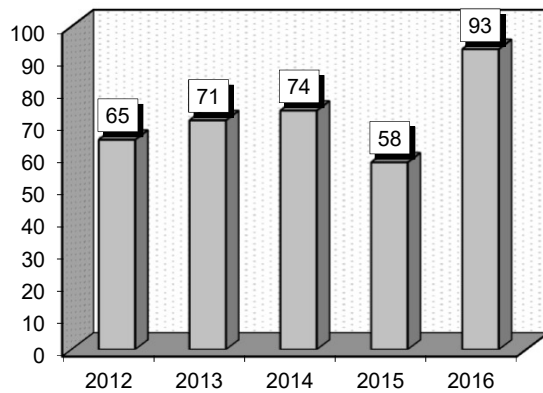
Coronary Bypass With PTCA (231-232)

Procedures: that frequently accompanied Coronary Bypass With PTCA were: 1) Percutaneous transluminal coronary angioplasty [PTCA] (0066), 2) Single internal mammary-coronary artery bypass (3615), 3) Left heart cardiac catheterization (3722), 4) Coronary arteriography using two catheters (8856).

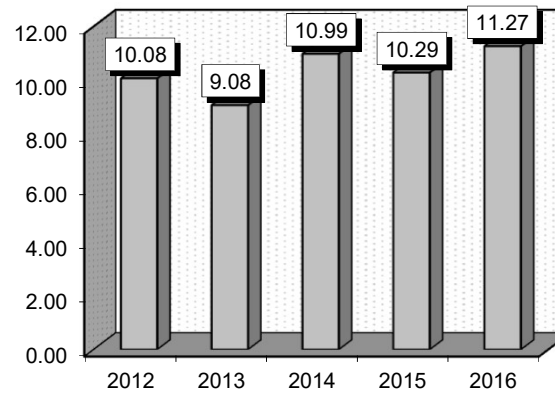
Definitions: **PTCA:** A minimally invasive procedure to open up blocked coronary arteries, allowing blood to circulate unobstructed to the heart muscle. **Angioplasty:** A procedure used to widen vessels narrowed by stenoses or occlusions. **Coronary:** Pertaining to encircling structures, such as the coronary arteries; pertaining to the heart. **Aorta:** The main artery of the body, supplying oxygenated blood to the circulatory system. **Arteriography:** Radiography of an artery, carried out after injection of a radio-opaque substance. **Catheter:** A hollow flexible tube for insertion into a body cavity, duct, or vessel to allow the passage of fluids or distend a passageway. **Angiocardiology:** A radiographic diagnostic study of the heart in which valves and vessels are examined via x-ray and fluoroscopy following the introduction of contrast media.

Gender	2012			2013			2014			2015			2016		
	Cases	Avg LOS	Avg Bill	Cases	Avg LOS	Avg Bill	Cases	Avg LOS	Avg Bill	Cases	Avg LOS	Avg Bill	Cases	Avg LOS	Avg Bill
Male	53	9.60	\$317,287	56	9.39	\$312,107	53	9.83	\$312,824	49	9.98	\$389,203	68	10.85	\$439,474
Female	12	12.17	\$323,388	15	7.93	\$255,884	21	13.90	\$386,573	9	12.00	\$496,743	25	12.40	\$470,395
Age Group	Cases	Avg LOS	Avg Bill	Cases	Avg LOS	Avg Bill	Cases	Avg LOS	Avg Bill	Cases	Avg LOS	Avg Bill	Cases	Avg LOS	Avg Bill
0-17	0	0.00	\$0	0	0.00	\$0	0	0.00	\$0	0	0.00	\$0	0	0.00	\$0
18-35	0	0.00	\$0	0	0.00	\$0	0	0.00	\$0	1	12.00	\$387,304	0	0.00	\$0
36-49	6	8.67	\$352,302	2	8.50	\$292,690	3	11.33	\$210,608	4	7.50	\$317,874	8	7.25	\$470,345
50-64	30	9.17	\$287,948	40	9.55	\$311,652	40	10.88	\$344,455	22	11.09	\$413,176	37	10.70	\$438,254
65+	29	11.31	\$342,918	29	8.48	\$284,994	31	11.10	\$331,860	31	10.03	\$412,677	48	12.38	\$451,374
Total	65	10.08	\$318,414	71	9.08	\$300,229	74	10.99	\$333,752	58	10.29	\$405,890	93	11.27	\$447,786

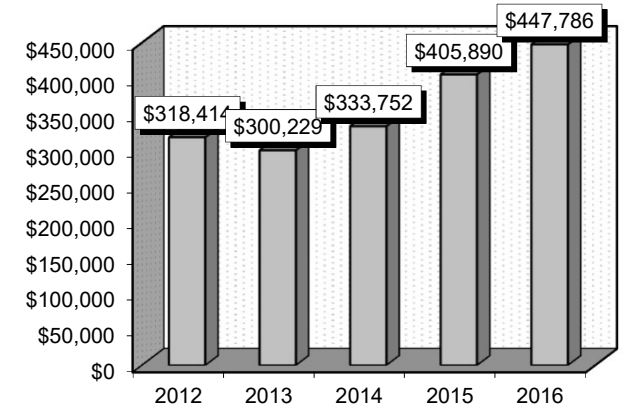
Patient Discharges (Cases)



Average Length of Stay (Avg LOS)



Average Billed Charges (Avg Bill)



County / Hospital	2012			2013			2014			2015			2016		
	Cases	Avg LOS	Avg Bill	Cases	Avg LOS	Avg Bill	Cases	Avg LOS	Avg Bill	Cases	Avg LOS	Avg Bill	Cases	Avg LOS	Avg Bill
Clark															
Centennial Hills	0	0.00	\$0	0	0.00	\$0	0	0.00	\$0	0	0.00	\$0	0	0.00	\$0
Desert Springs	7	9.14	\$273,489	4	13.75	\$348,024	3	12.00	\$333,366	5	8.20	\$332,068	10	12.90	\$416,679
Henderson Hospital	0	0.00	\$0	0	0.00	\$0	0	0.00	\$0	0	0.00	\$0	0	0.00	\$0
Mountain View	10	14.40	\$479,348	9	8.11	\$378,787	7	13.00	\$467,362	5	10.00	\$543,795	9	16.44	\$762,788
Mountain's Edge	0	0.00	\$0	0	0.00	\$0	0	0.00	\$0	0	0.00	\$0	0	0.00	\$0
North Vista	0	0.00	\$0	0	0.00	\$0	0	0.00	\$0	0	0.00	\$0	0	0.00	\$0
Southern Hills	0	0.00	\$0	0	0.00	\$0	0	0.00	\$0	0	0.00	\$0	0	0.00	\$0
Spring Valley	3	8.00	\$261,865	3	13.33	\$422,239	10	15.10	\$427,833	7	8.14	\$407,798	3	8.00	\$321,339
St. Rose-Rose de Lima	0	0.00	\$0	0	0.00	\$0	0	0.00	\$0	0	0.00	\$0	0	0.00	\$0
St. Rose-San Martin	1	6.00	\$206,993	1	6.00	\$257,704	4	16.25	\$430,816	0	0.00	\$0	6	16.00	\$498,460
St. Rose-Siena	9	11.00	\$309,938	10	12.50	\$371,541	7	10.14	\$352,366	10	11.60	\$417,729	10	10.70	\$464,867
Summerlin	4	7.50	\$394,966	6	6.67	\$286,051	4	12.75	\$412,517	6	8.00	\$365,554	7	12.43	\$525,541
Sunrise	8	10.13	\$414,081	7	8.57	\$389,820	8	8.88	\$467,619	8	12.25	\$569,385	14	8.00	\$589,000
UMC	1	12.00	\$336,156	5	14.00	\$294,917	4	9.25	\$271,194	3	9.00	\$373,295	8	12.00	\$354,210
Valley	5	13.80	\$374,549	5	9.80	\$378,876	3	13.00	\$372,704	5	14.60	\$457,778	7	13.00	\$469,593
Total	48	11.02	\$366,487	50	10.36	\$357,100	50	12.24	\$406,674	49	10.41	\$440,171	74	12.03	\$509,202
Washoe															
Carson Tahoe	4	8.00	\$178,241	4	6.00	\$162,387	5	10.60	\$236,870	0	0.00	\$0	5	9.20	\$189,359
Northern Nevada	0	0.00	\$0	0	0.00	\$0	0	0.00	\$0	0	0.00	\$0	0	0.00	\$0
Renown Regional	10	7.00	\$176,475	14	6.14	\$156,797	15	7.27	\$167,288	8	9.75	\$217,730	11	7.64	\$213,798
Renown S. Meadows	0	0.00	\$0	0	0.00	\$0	0	0.00	\$0	0	0.00	\$0	0	0.00	\$0
Saint Mary's	3	8.00	\$209,275	3	5.67	\$205,517	4	9.75	\$167,577	1	9.00	\$231,429	3	9.33	\$221,535
Sierra Surgery	0	0.00	\$0	0	0.00	\$0	0	0.00	\$0	0	0.00	\$0	0	0.00	\$0
Total	17	7.41	\$182,679	21	6.05	\$164,822	24	8.38	\$181,833	9	9.67	\$219,252	19	8.32	\$208,588
Rural															
Battle Mountain	0	0.00	\$0	0	0.00	\$0	0	0.00	\$0	0	0.00	\$0	0	0.00	\$0
Boulder City	0	0.00	\$0	0	0.00	\$0	0	0.00	\$0	0	0.00	\$0	0	0.00	\$0
Carson Valley	0	0.00	\$0	0	0.00	\$0	0	0.00	\$0	0	0.00	\$0	0	0.00	\$0
Churchill	0	0.00	\$0	0	0.00	\$0	0	0.00	\$0	0	0.00	\$0	0	0.00	\$0
Desert View	0	0.00	\$0	0	0.00	\$0	0	0.00	\$0	0	0.00	\$0	0	0.00	\$0
Grover C. Dils	0	0.00	\$0	0	0.00	\$0	0	0.00	\$0	0	0.00	\$0	0	0.00	\$0
Humboldt	0	0.00	\$0	0	0.00	\$0	0	0.00	\$0	0	0.00	\$0	0	0.00	\$0
Incline Village	0	0.00	\$0	0	0.00	\$0	0	0.00	\$0	0	0.00	\$0	0	0.00	\$0
Mesa View	0	0.00	\$0	0	0.00	\$0	0	0.00	\$0	0	0.00	\$0	0	0.00	\$0
Mount Grant	0	0.00	\$0	0	0.00	\$0	0	0.00	\$0	0	0.00	\$0	0	0.00	\$0
Northeastern	0	0.00	\$0	0	0.00	\$0	0	0.00	\$0	0	0.00	\$0	0	0.00	\$0
Nye	0	0.00	\$0	0	0.00	\$0	0	0.00	\$0	0	0.00	\$0	0	0.00	\$0
Pershing	0	0.00	\$0	0	0.00	\$0	0	0.00	\$0	0	0.00	\$0	0	0.00	\$0
South Lyon	0	0.00	\$0	0	0.00	\$0	0	0.00	\$0	0	0.00	\$0	0	0.00	\$0
William Bee Ririe	0	0.00	\$0	0	0.00	\$0	0	0.00	\$0	0	0.00	\$0	0	0.00	\$0
Total	0	0.00	\$0	0	0.00	\$0	0	0.00	\$0	0	0.00	\$0	0	0.00	\$0
All Counties	65	10.08	\$318,414	71	9.08	\$300,229	74	10.99	\$333,752	58	10.29	\$405,890	93	11.27	\$447,786

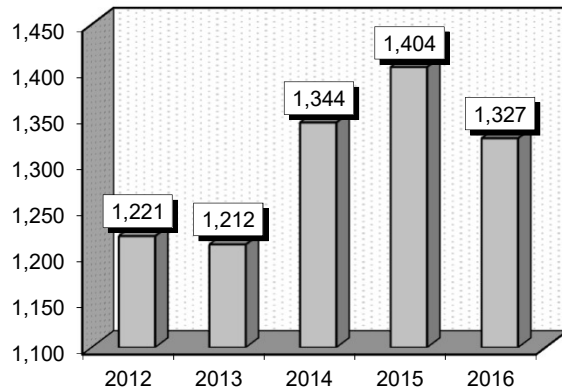
Coronary Bypass (233-236)

Procedures: that frequently accompanied Coronary Bypass were: 1) Single internal mammary-coronary artery bypass (3615), 2) Coronary arteriography using two catheters (8856), 3) Left heart cardiac catheterization (3722), 4) Angiocardiography of left heart structures (8853), 5) Extracorporeal circulation auxiliary to open heart surgery (3961), 6) (Aorto)coronary bypass of three coronary arteries (3613), 7) (Aorto)coronary bypass of two coronary arteries (3612).

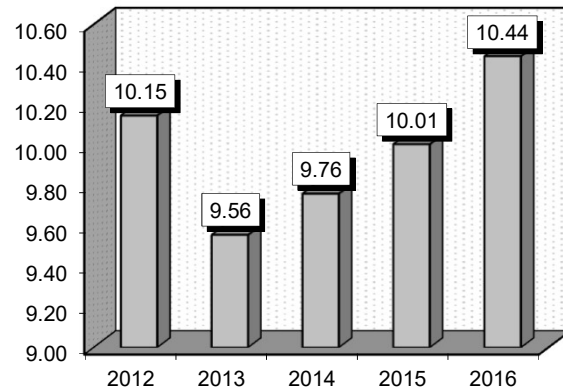
Definitions: **Coronary bypass:** A surgical procedure performed to improve blood supply to the heart by creating new routes for blood flow when one or more of the coronary arteries become obstructed. **Atherosclerosis:** The build up of a waxy plaque on the inside of blood vessels. **Subendocardial:** Beneath the endocardium. **Endocardium:** The lining of the interior surface of the heart chambers. **Angiocardiography:** A radiographic diagnostic study of the heart in which valves and vessels are examined via x-ray and fluoroscopy following the introduction of contrast media. **Myocardial infarction:** Death of the cells of an area of the heart muscle (myocardium) as a result of oxygen deprivation, which in turn is caused by obstruction of the blood supply; commonly referred to as a heart attack.

Gender	2012			2013			2014			2015			2016		
	Cases	Avg LOS	Avg Bill	Cases	Avg LOS	Avg Bill	Cases	Avg LOS	Avg Bill	Cases	Avg LOS	Avg Bill	Cases	Avg LOS	Avg Bill
Male	934	9.98	\$242,820	929	9.19	\$257,887	1,046	9.67	\$288,440	1,092	9.77	\$315,948	1,030	10.12	\$342,967
Female	287	10.70	\$255,532	283	10.77	\$280,018	298	10.10	\$308,306	312	10.86	\$351,379	297	11.58	\$383,544
Age Group	Cases	Avg LOS	Avg Bill	Cases	Avg LOS	Avg Bill	Cases	Avg LOS	Avg Bill	Cases	Avg LOS	Avg Bill	Cases	Avg LOS	Avg Bill
0-17	0	0.00	\$0	0	0.00	\$0	0	0.00	\$0	0	0.00	\$0	0	0.00	\$0
18-35	2	4.50	\$169,941	4	9.00	\$210,630	3	6.33	\$209,661	6	11.00	\$358,119	6	5.33	\$288,293
36-49	83	9.45	\$250,625	87	8.89	\$261,511	71	8.58	\$274,820	67	9.57	\$296,759	80	11.25	\$353,482
50-64	451	10.06	\$233,281	421	9.46	\$266,475	511	9.61	\$281,332	525	9.76	\$306,111	460	10.26	\$352,091
65+	685	10.31	\$253,694	700	9.71	\$261,490	759	9.99	\$302,611	806	10.20	\$337,352	781	10.51	\$352,367
Total	1,221	10.15	\$245,808	1,212	9.56	\$263,055	1,344	9.76	\$292,845	1,404	10.01	\$323,822	1,327	10.44	\$352,049

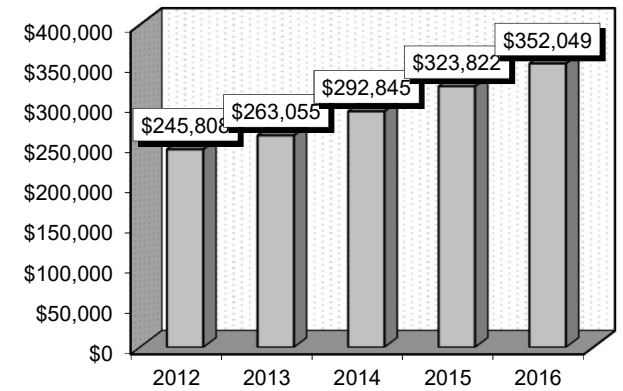
Patient Discharges (Cases)



Average Length of Stay (Avg LOS)



Average Billed Charges (Avg Bill)



County / Hospital	2012			2013			2014			2015			2016		
	Cases	Avg LOS	Avg Bill	Cases	Avg LOS	Avg Bill	Cases	Avg LOS	Avg Bill	Cases	Avg LOS	Avg Bill	Cases	Avg LOS	Avg Bill
Clark															
Centennial Hills	0	0.00	\$0	0	0.00	\$0	0	0.00	\$0	0	0.00	\$0	0	0.00	\$0
Desert Springs	132	10.08	\$243,150	103	10.92	\$266,632	108	11.48	\$308,278	99	11.63	\$323,745	93	11.92	\$350,074
Henderson Hospital	0	0.00	\$0	0	0.00	\$0	0	0.00	\$0	0	0.00	\$0	0	0.00	\$0
Mountain View	76	11.55	\$340,172	97	11.66	\$390,748	123	10.41	\$397,947	138	10.83	\$427,501	149	10.19	\$447,377
Mountain's Edge	0	0.00	\$0	0	0.00	\$0	0	0.00	\$0	0	0.00	\$0	0	0.00	\$0
North Vista	0	0.00	\$0	0	0.00	\$0	0	0.00	\$0	0	0.00	\$0	0	0.00	\$0
Southern Hills	0	0.00	\$0	0	0.00	\$0	0	0.00	\$0	0	0.00	\$0	0	0.00	\$0
Spring Valley	76	12.71	\$275,388	73	10.22	\$276,210	76	12.25	\$306,297	99	10.89	\$325,856	97	10.58	\$323,718
St. Rose-Rose de Lima	0	0.00	\$0	0	0.00	\$0	0	0.00	\$0	0	0.00	\$0	1	1.00	\$43,822
St. Rose-San Martin	95	9.27	\$230,020	66	7.79	\$220,228	51	9.73	\$310,287	50	9.14	\$341,997	64	10.55	\$379,001
St. Rose-Siena	107	11.32	\$254,572	161	9.30	\$234,459	167	10.19	\$271,274	143	9.82	\$307,164	153	10.81	\$355,766
Summerlin	84	9.60	\$266,655	90	9.89	\$290,194	105	9.85	\$321,932	105	10.58	\$371,490	81	10.73	\$388,991
Sunrise	208	9.71	\$328,581	184	9.29	\$390,949	239	9.59	\$412,771	236	10.17	\$473,253	174	11.11	\$558,447
UMC	95	13.32	\$242,767	104	11.96	\$244,531	83	11.63	\$272,742	125	11.51	\$307,926	126	11.27	\$320,814
Valley	97	12.02	\$255,020	83	11.66	\$280,083	101	9.90	\$282,005	110	11.34	\$308,861	107	12.74	\$391,292
Total	970	10.85	\$274,756	961	10.22	\$296,090	1,053	10.39	\$332,595	1,105	10.66	\$368,769	1,045	11.07	\$402,218
Washoe															
Carson Tahoe	46	7.13	\$144,207	46	7.96	\$144,615	58	7.21	\$149,989	57	7.02	\$155,095	52	7.46	\$152,990
Northern Nevada	0	0.00	\$0	0	0.00	\$0	0	0.00	\$0	0	0.00	\$0	0	0.00	\$0
Renown Regional	160	7.48	\$127,118	137	6.53	\$128,026	149	7.18	\$137,110	159	7.50	\$151,160	147	8.34	\$170,371
Renown S. Meadows	0	0.00	\$0	0	0.00	\$0	0	0.00	\$0	0	0.00	\$0	0	0.00	\$0
Saint Mary's	45	7.67	\$147,691	68	7.34	\$148,360	84	8.29	\$169,424	83	8.14	\$172,062	83	8.12	\$166,878
Sierra Surgery	0	0.00	\$0	0	0.00	\$0	0	0.00	\$0	0	0.00	\$0	0	0.00	\$0
Total	251	7.45	\$133,938	251	7.01	\$136,575	291	7.51	\$149,005	299	7.59	\$157,713	282	8.11	\$166,138
Rural															
Battle Mountain	0	0.00	\$0	0	0.00	\$0	0	0.00	\$0	0	0.00	\$0	0	0.00	\$0
Boulder City	0	0.00	\$0	0	0.00	\$0	0	0.00	\$0	0	0.00	\$0	0	0.00	\$0
Carson Valley	0	0.00	\$0	0	0.00	\$0	0	0.00	\$0	0	0.00	\$0	0	0.00	\$0
Churchill	0	0.00	\$0	0	0.00	\$0	0	0.00	\$0	0	0.00	\$0	0	0.00	\$0
Desert View	0	0.00	\$0	0	0.00	\$0	0	0.00	\$0	0	0.00	\$0	0	0.00	\$0
Grover C. Dils	0	0.00	\$0	0	0.00	\$0	0	0.00	\$0	0	0.00	\$0	0	0.00	\$0
Humboldt	0	0.00	\$0	0	0.00	\$0	0	0.00	\$0	0	0.00	\$0	0	0.00	\$0
Incline Village	0	0.00	\$0	0	0.00	\$0	0	0.00	\$0	0	0.00	\$0	0	0.00	\$0
Mesa View	0	0.00	\$0	0	0.00	\$0	0	0.00	\$0	0	0.00	\$0	0	0.00	\$0
Mount Grant	0	0.00	\$0	0	0.00	\$0	0	0.00	\$0	0	0.00	\$0	0	0.00	\$0
Northeastern	0	0.00	\$0	0	0.00	\$0	0	0.00	\$0	0	0.00	\$0	0	0.00	\$0
Nye	0	0.00	\$0	0	0.00	\$0	0	0.00	\$0	0	0.00	\$0	0	0.00	\$0
Pershing	0	0.00	\$0	0	0.00	\$0	0	0.00	\$0	0	0.00	\$0	0	0.00	\$0
South Lyon	0	0.00	\$0	0	0.00	\$0	0	0.00	\$0	0	0.00	\$0	0	0.00	\$0
William Bee Ririe	0	0.00	\$0	0	0.00	\$0	0	0.00	\$0	0	0.00	\$0	0	0.00	\$0
Total	0	0.00	\$0	0	0.00	\$0	0	0.00	\$0	0	0.00	\$0	0	0.00	\$0
All Counties	1,221	10.15	\$245,808	1,212	9.56	\$263,055	1,344	9.76	\$292,845	1,404	10.01	\$323,822	1,327	10.44	\$352,049

Major Cardiovascular Procedures (237-238,268-272)

Procedures: that frequently accompanied Major Cardiovascular Procedures were: 1) Implant of pulsation balloon (3761), 2) Coronary arteriography using two catheters (8856), 3) Insertion of endotracheal tube (9604), 4) Left heart cardiac catheterization (3722), 5) Endovascular implantation of other graft in abdominal aorta (3971), 6) Aortography (8842), 7) Arteriography of femoral and other lower extremity arteries (8848).

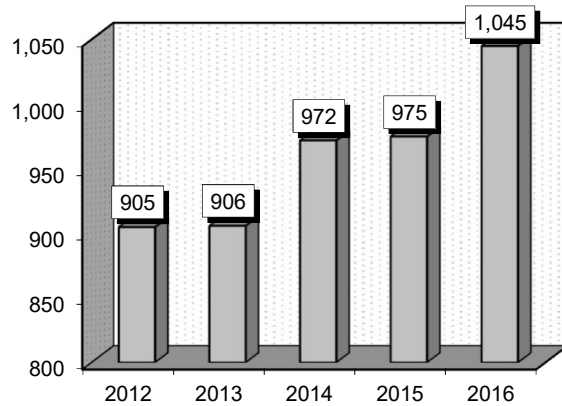
Definitions: Cardiovascular disease: Any abnormal condition characterized by dysfunction of the heart and blood vessels. **Atherosclerosis:** The build up of a waxy plaque on the inside of blood vessels. **Cardiac catheterization:** A diagnostic procedure which does a comprehensive examination of how the heart and its blood vessels function. **Bypass:** An auxiliary flow; a shunt; a surgically created pathway circumventing the normal anatomical pathway, such as in an artery or the intestine. **Aneurysm:** A localized dilation of the wall of a blood vessel. **Arteriography:** Radiography of an artery, carried out after injection of a radio-opaque substance. **Catheter:** A hollow flexible tube for insertion into a body cavity, duct, or vessel to allow the passage of fluids or distend a passageway. **Angioplasty:** A procedure used to widen vessels narrowed by stenoses or occlusions.

Comment: Cardiovascular procedures include (but are not limited to) diagnostic cardiac catheterization, coronary artery bypass graft procedures, cardiac pacemaker procedures, and heart valve procedures.

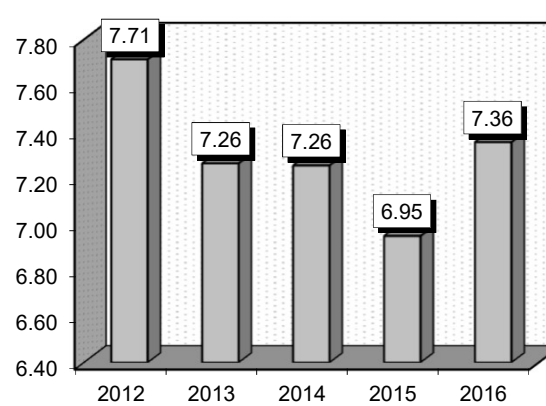
Note: DRGs 237-238 were replaced with DRGs 268-272 by the Centers for Medicare & Medicaid Services (CMS) On 10/01/2015.

Gender	2012			2013			2014			2015			2016		
	Cases	Avg LOS	Avg Bill	Cases	Avg LOS	Avg Bill	Cases	Avg LOS	Avg Bill	Cases	Avg LOS	Avg Bill	Cases	Avg LOS	Avg Bill
Male	606	7.70	\$187,761	608	6.88	\$185,354	631	6.72	\$201,171	649	6.59	\$213,419	711	6.68	\$228,773
Female	299	7.74	\$158,018	298	8.05	\$187,497	341	8.24	\$218,275	326	7.67	\$199,010	334	8.79	\$232,367
Age Group	Cases	Avg LOS	Avg Bill	Cases	Avg LOS	Avg Bill	Cases	Avg LOS	Avg Bill	Cases	Avg LOS	Avg Bill	Cases	Avg LOS	Avg Bill
0-17	36	23.69	\$486,078	39	30.64	\$652,671	36	32.86	\$793,780	31	17.32	\$569,674	40	17.18	\$479,785
18-35	25	7.36	\$149,461	28	8.86	\$149,362	18	6.28	\$130,157	33	7.12	\$168,436	28	7.61	\$221,630
36-49	54	5.72	\$143,731	48	9.25	\$211,068	69	7.33	\$173,379	67	7.22	\$177,198	69	7.74	\$220,229
50-64	213	8.06	\$165,588	232	6.54	\$158,604	249	7.14	\$180,312	229	7.76	\$212,340	288	7.82	\$222,310
65+	577	6.79	\$167,702	559	5.68	\$164,590	600	5.79	\$189,318	615	6.09	\$194,585	620	6.45	\$218,790
Total	905	7.71	\$177,935	906	7.26	\$186,059	972	7.26	\$207,171	975	6.95	\$208,601	1,045	7.36	\$229,922

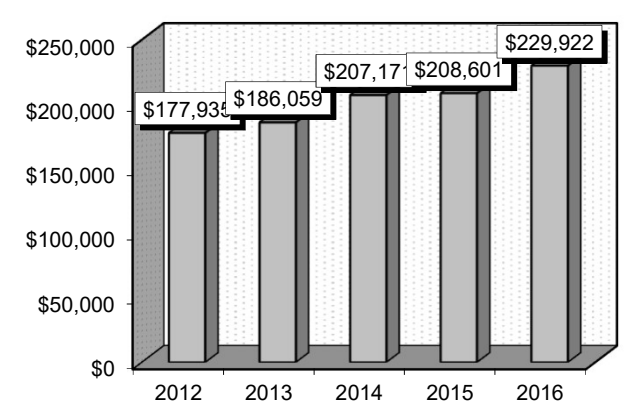
Patient Discharges (Cases)



Average Length of Stay (Avg LOS)



Average Billed Charges (Avg Bill)



County / Hospital	2012			2013			2014			2015			2016		
	Cases	Avg LOS	Avg Bill	Cases	Avg LOS	Avg Bill	Cases	Avg LOS	Avg Bill	Cases	Avg LOS	Avg Bill	Cases	Avg LOS	Avg Bill
Clark															
Centennial Hills	21	3.71	\$105,425	16	4.81	\$179,228	12	7.33	\$208,287	25	3.88	\$155,611	19	3.37	\$141,779
Desert Springs	75	7.00	\$182,057	61	6.28	\$182,236	74	7.08	\$216,599	80	7.43	\$241,881	72	7.68	\$242,680
Henderson Hospital	0	0.00	\$0	0	0.00	\$0	0	0.00	\$0	0	0.00	\$0	0	0.00	\$0
Mountain View	64	6.55	\$201,475	72	6.26	\$191,291	73	8.05	\$252,972	76	7.55	\$249,257	69	7.16	\$291,109
Mountain's Edge	0	0.00	\$0	0	0.00	\$0	0	0.00	\$0	0	0.00	\$0	0	0.00	\$0
North Vista	2	8.50	\$222,756	6	4.33	\$117,954	11	5.73	\$154,748	6	2.00	\$108,051	12	6.17	\$126,846
Southern Hills	13	5.15	\$133,300	21	5.24	\$144,430	11	6.09	\$134,823	13	6.00	\$227,875	11	6.55	\$209,484
Spring Valley	42	7.24	\$199,656	44	8.25	\$203,410	32	6.91	\$217,782	62	5.35	\$189,695	87	6.16	\$236,512
St. Rose-Rose de Lima	3	2.00	\$71,743	4	5.75	\$158,956	5	4.00	\$131,612	8	6.13	\$210,882	8	7.50	\$197,424
St. Rose-San Martin	72	4.43	\$145,270	45	6.04	\$184,155	58	5.21	\$154,668	53	5.26	\$188,221	54	6.46	\$191,384
St. Rose-Siena	67	8.42	\$174,996	68	5.97	\$184,204	83	6.02	\$195,726	65	7.25	\$212,310	80	7.56	\$222,875
Summerlin	41	10.02	\$255,947	33	8.82	\$251,169	58	7.79	\$247,877	43	6.70	\$245,731	45	7.69	\$284,167
Sunrise	152	12.32	\$287,391	165	12.11	\$311,428	190	11.71	\$338,132	143	9.80	\$352,458	174	10.79	\$360,268
UMC	46	12.93	\$198,475	44	9.64	\$181,965	44	7.36	\$171,150	50	8.48	\$192,055	60	8.45	\$228,953
Valley	56	6.95	\$200,528	65	5.71	\$170,669	81	4.91	\$195,623	63	6.63	\$240,859	77	8.23	\$291,733
Total	654	8.51	\$208,353	644	8.07	\$218,433	732	7.88	\$239,100	687	7.30	\$245,653	768	8.04	\$268,327
Washoe															
Carson Tahoe	58	4.60	\$110,814	84	5.01	\$112,038	64	3.59	\$97,641	79	4.86	\$112,060	70	3.13	\$90,131
Northern Nevada	8	6.63	\$138,606	5	5.40	\$156,691	3	2.00	\$60,431	8	4.38	\$128,978	8	6.88	\$195,920
Renown Regional	144	6.10	\$86,481	133	5.50	\$97,600	130	5.69	\$104,396	154	6.88	\$112,612	129	7.17	\$116,496
Renown S. Meadows	0	0.00	\$0	0	0.00	\$0	1	4.00	\$37,397	0	0.00	\$0	0	0.00	\$0
Saint Mary's	41	5.24	\$116,559	40	5.18	\$118,086	42	7.17	\$150,246	47	5.96	\$157,359	70	4.53	\$161,263
Sierra Surgery	0	0.00	\$0	0	0.00	\$0	0	0.00	\$0	0	0.00	\$0	0	0.00	\$0
Total	251	5.63	\$98,678	262	5.29	\$106,485	240	5.34	\$109,790	288	6.10	\$120,217	277	5.47	\$123,440
Rural															
Battle Mountain	0	0.00	\$0	0	0.00	\$0	0	0.00	\$0	0	0.00	\$0	0	0.00	\$0
Boulder City	0	0.00	\$0	0	0.00	\$0	0	0.00	\$0	0	0.00	\$0	0	0.00	\$0
Carson Valley	0	0.00	\$0	0	0.00	\$0	0	0.00	\$0	0	0.00	\$0	0	0.00	\$0
Churchill	0	0.00	\$0	0	0.00	\$0	0	0.00	\$0	0	0.00	\$0	0	0.00	\$0
Desert View	0	0.00	\$0	0	0.00	\$0	0	0.00	\$0	0	0.00	\$0	0	0.00	\$0
Grover C. Dils	0	0.00	\$0	0	0.00	\$0	0	0.00	\$0	0	0.00	\$0	0	0.00	\$0
Humboldt	0	0.00	\$0	0	0.00	\$0	0	0.00	\$0	0	0.00	\$0	0	0.00	\$0
Incline Village	0	0.00	\$0	0	0.00	\$0	0	0.00	\$0	0	0.00	\$0	0	0.00	\$0
Mesa View	0	0.00	\$0	0	0.00	\$0	0	0.00	\$0	0	0.00	\$0	0	0.00	\$0
Mount Grant	0	0.00	\$0	0	0.00	\$0	0	0.00	\$0	0	0.00	\$0	0	0.00	\$0
Northeastern	0	0.00	\$0	0	0.00	\$0	0	0.00	\$0	0	0.00	\$0	0	0.00	\$0
Nye	0	0.00	\$0	0	0.00	\$0	0	0.00	\$0	0	0.00	\$0	0	0.00	\$0
Pershing	0	0.00	\$0	0	0.00	\$0	0	0.00	\$0	0	0.00	\$0	0	0.00	\$0
South Lyon	0	0.00	\$0	0	0.00	\$0	0	0.00	\$0	0	0.00	\$0	0	0.00	\$0
William Bee Ririe	0	0.00	\$0	0	0.00	\$0	0	0.00	\$0	0	0.00	\$0	0	0.00	\$0
Total	0	0.00	\$0	0	0.00	\$0	0	0.00	\$0	0	0.00	\$0	0	0.00	\$0
All Counties	905	7.71	\$177,935	906	7.26	\$186,059	972	7.26	\$207,171	975	6.95	\$208,601	1,045	7.36	\$229,922

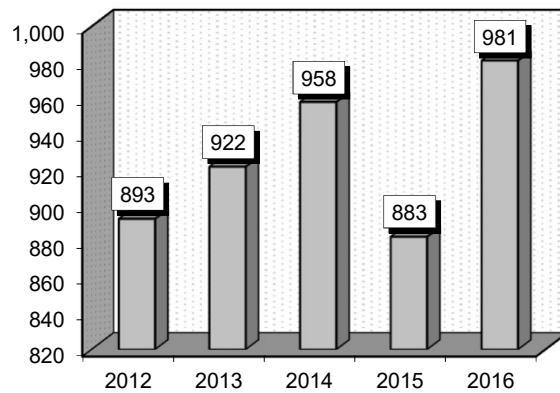
Permanent Cardiac Pacemaker Implant (242-244)

Procedures: that frequently accompanied Permanent Cardiac Pacemaker Implant were: 1) Coronary arteriography using two catheters (8856), 2) Hemodialysis (3995), 3) Left heart cardiac catheterization (3722), 4) Angiocardiology of left heart structures (8853), 5) Transfusion of packed cells (9904), 6) Continuous invasive mechanical ventilation for less than 96 consecutive hours (9671), 7) Initial insertion of transvenous lead [electrode] into ventricle (3771).

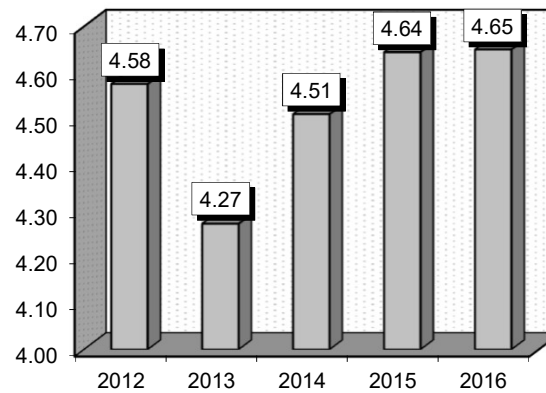
Definitions: **Hemodialysis:** A method of mechanically cleansing the blood outside of the body, in order to remove various substances that would normally be cleared by the kidneys. **Atrioventricular block:** Partial or complete block of electrical impulses originating in the atrium or sinus node, preventing them from reaching the AV node and ventricles. **Subendocardial:** Beneath the endocardium. **Myocardial infarction:** Death of the cells of an area of the heart muscle (myocardium) as a result of oxygen deprivation, which in turn is caused by obstruction of the blood supply; commonly referred to as a heart attack. **Dysrhythmia:** An irregular heartbeat - the heart may beat too fast (tachycardia), too slowly (bradycardia), too early (premature contraction) or too irregularly (fibrillation). **Atrial fibrillation:** An irregular and often very fast heart rate. The heart's two upper chambers (the atria) beat chaotically and irregularly - out of coordination with the two lower chambers (the ventricles) of the heart.

Gender	2012			2013			2014			2015			2016		
	Cases	Avg LOS	Avg Bill	Cases	Avg LOS	Avg Bill	Cases	Avg LOS	Avg Bill	Cases	Avg LOS	Avg Bill	Cases	Avg LOS	Avg Bill
Male	501	4.49	\$118,394	525	4.07	\$114,973	545	4.41	\$127,851	487	4.59	\$132,074	545	4.75	\$141,583
Female	392	4.68	\$112,735	397	4.54	\$118,957	413	4.65	\$127,390	396	4.71	\$132,467	436	4.52	\$137,382
Age Group	Cases	Avg LOS	Avg Bill	Cases	Avg LOS	Avg Bill	Cases	Avg LOS	Avg Bill	Cases	Avg LOS	Avg Bill	Cases	Avg LOS	Avg Bill
0-17	4	4.75	\$252,552	7	1.71	\$79,815	1	3.00	\$111,556	2	1.00	\$93,429	7	1.86	\$125,442
18-35	8	3.38	\$111,059	5	4.60	\$99,250	6	2.00	\$109,588	13	4.38	\$125,340	9	5.00	\$136,015
36-49	16	4.81	\$119,466	26	5.42	\$145,520	29	6.00	\$156,657	21	6.81	\$150,795	32	4.63	\$157,937
50-64	121	4.66	\$115,219	111	4.47	\$120,258	127	4.20	\$132,500	103	4.70	\$140,307	139	4.74	\$143,271
65+	744	4.57	\$115,264	773	4.23	\$115,653	795	4.53	\$125,977	744	4.59	\$130,837	794	4.66	\$138,527
Total	893	4.58	\$115,910	922	4.27	\$116,689	958	4.51	\$127,652	883	4.64	\$132,250	981	4.65	\$139,716

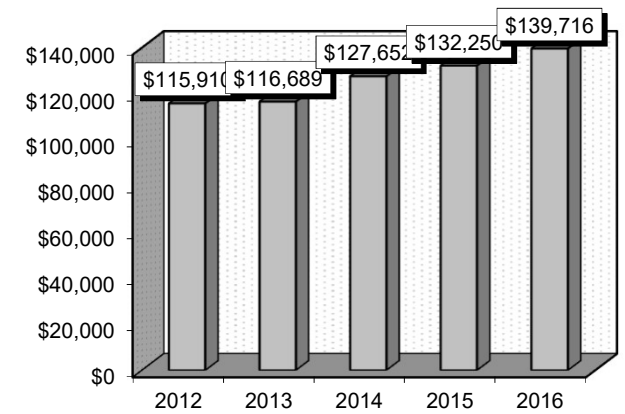
Patient Discharges (Cases)



Average Length of Stay (Avg LOS)



Average Billed Charges (Avg Bill)



County / Hospital	2012			2013			2014			2015			2016		
	Cases	Avg LOS	Avg Bill	Cases	Avg LOS	Avg Bill	Cases	Avg LOS	Avg Bill	Cases	Avg LOS	Avg Bill	Cases	Avg LOS	Avg Bill
Clark															
Centennial Hills	29	4.31	\$139,542	22	3.59	\$152,571	35	4.23	\$156,838	38	5.00	\$174,899	27	5.70	\$191,331
Desert Springs	83	4.28	\$122,701	68	3.99	\$117,445	79	4.34	\$127,501	52	4.50	\$140,757	59	6.88	\$158,794
Henderson Hospital	0	0.00	\$0	0	0.00	\$0	0	0.00	\$0	0	0.00	\$0	1	3.00	\$132,634
Mountain View	86	5.12	\$128,418	76	5.75	\$152,190	64	5.41	\$164,733	72	5.19	\$175,130	94	5.32	\$184,314
Mountain's Edge	0	0.00	\$0	0	0.00	\$0	0	0.00	\$0	0	0.00	\$0	0	0.00	\$0
North Vista	7	5.43	\$106,734	6	6.17	\$109,776	5	7.80	\$148,238	18	5.67	\$113,458	3	5.67	\$91,740
Southern Hills	12	4.08	\$168,187	18	6.00	\$173,864	24	4.17	\$133,408	22	3.68	\$155,739	31	3.58	\$161,254
Spring Valley	30	4.50	\$132,735	29	3.45	\$136,600	31	6.77	\$222,711	32	4.66	\$131,036	31	2.97	\$141,350
St. Rose-Rose de Lima	9	3.44	\$87,876	15	4.00	\$134,481	21	5.10	\$147,957	16	6.56	\$167,865	15	5.47	\$175,834
St. Rose-San Martin	45	4.38	\$136,178	35	4.14	\$142,071	35	4.14	\$143,357	33	4.09	\$131,637	28	3.54	\$138,057
St. Rose-Siena	87	3.34	\$117,787	102	3.95	\$135,263	78	4.06	\$143,699	66	5.09	\$169,458	118	4.70	\$157,610
Summerlin	75	4.67	\$172,081	82	4.39	\$169,832	77	4.30	\$180,979	63	4.11	\$192,696	65	5.03	\$223,813
Sunrise	71	4.99	\$127,517	74	4.43	\$114,209	76	5.55	\$150,450	83	6.48	\$168,630	102	5.59	\$175,733
UMC	38	5.76	\$73,744	36	4.81	\$63,270	43	5.23	\$70,415	35	4.71	\$94,852	34	3.91	\$88,639
Valley	64	7.11	\$159,856	47	5.51	\$176,680	40	5.65	\$179,418	34	6.06	\$179,111	28	4.43	\$141,712
Total	636	4.78	\$132,361	610	4.52	\$138,368	608	4.87	\$151,084	564	5.10	\$159,568	636	4.99	\$166,988
Washoe															
Carson Tahoe	51	4.75	\$88,858	56	4.13	\$86,357	61	3.74	\$79,956	55	3.25	\$81,881	63	3.70	\$87,808
Northern Nevada	9	3.67	\$89,990	9	2.22	\$79,154	12	4.17	\$104,259	12	3.92	\$102,235	19	2.68	\$93,254
Renown Regional	126	3.93	\$70,577	138	4.03	\$75,549	132	4.53	\$91,559	140	4.34	\$79,722	158	4.51	\$87,567
Renown S. Meadows	3	11.67	\$129,540	0	0.00	\$0	0	0.00	\$0	0	0.00	\$0	0	0.00	\$0
Saint Mary's	61	3.54	\$69,967	106	3.47	\$66,567	136	3.34	\$85,181	107	3.42	\$87,777	101	3.75	\$93,136
Sierra Surgery	0	0.00	\$0	0	0.00	\$0	0	0.00	\$0	0	0.00	\$0	0	0.00	\$0
Total	250	4.08	\$75,564	309	3.80	\$74,532	341	3.90	\$87,387	314	3.82	\$83,706	341	4.04	\$89,577
Rural															
Battle Mountain	0	0.00	\$0	0	0.00	\$0	0	0.00	\$0	0	0.00	\$0	0	0.00	\$0
Boulder City	0	0.00	\$0	0	0.00	\$0	0	0.00	\$0	0	0.00	\$0	0	0.00	\$0
Carson Valley	0	0.00	\$0	0	0.00	\$0	0	0.00	\$0	0	0.00	\$0	0	0.00	\$0
Churchill	0	0.00	\$0	0	0.00	\$0	0	0.00	\$0	0	0.00	\$0	0	0.00	\$0
Desert View	0	0.00	\$0	1	2.00	\$48,756	1	1.00	\$69,201	0	0.00	\$0	0	0.00	\$0
Grover C. Dils	0	0.00	\$0	0	0.00	\$0	0	0.00	\$0	0	0.00	\$0	0	0.00	\$0
Humboldt	0	0.00	\$0	0	0.00	\$0	0	0.00	\$0	0	0.00	\$0	0	0.00	\$0
Incline Village	0	0.00	\$0	0	0.00	\$0	0	0.00	\$0	0	0.00	\$0	0	0.00	\$0
Mesa View	2	2.00	\$45,540	1	1.00	\$39,315	0	0.00	\$0	0	0.00	\$0	2	2.00	\$61,841
Mount Grant	0	0.00	\$0	0	0.00	\$0	0	0.00	\$0	0	0.00	\$0	0	0.00	\$0
Northeastern	5	4.40	\$68,823	1	2.00	\$63,850	8	3.88	\$70,488	5	5.60	\$99,444	2	4.50	\$93,636
Nye	0	0.00	\$0	0	0.00	\$0	0	0.00	\$0	0	0.00	\$0	0	0.00	\$0
Pershing	0	0.00	\$0	0	0.00	\$0	0	0.00	\$0	0	0.00	\$0	0	0.00	\$0
South Lyon	0	0.00	\$0	0	0.00	\$0	0	0.00	\$0	0	0.00	\$0	0	0.00	\$0
William Bee Ririe	0	0.00	\$0	0	0.00	\$0	0	0.00	\$0	0	0.00	\$0	0	0.00	\$0
Total	7	3.71	\$62,171	3	1.67	\$50,640	9	3.56	\$70,345	5	5.60	\$99,444	4	3.25	\$77,739
All Counties	893	4.58	\$115,910	922	4.27	\$116,689	958	4.51	\$127,652	883	4.64	\$132,250	981	4.65	\$139,716

Acute Myocardial Infarction, Discharged Alive (280-282)

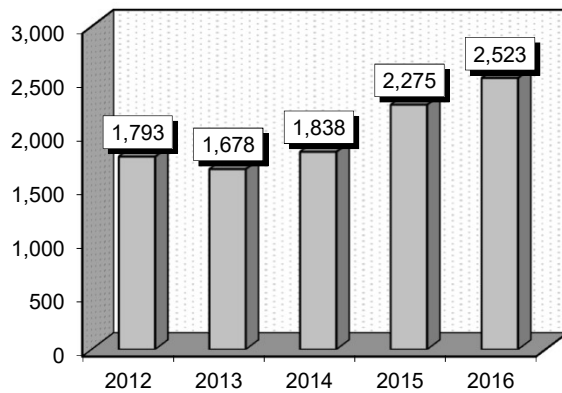
Diagnoses: that frequently accompanied Acute Myocardial Infarction, Discharged Alive were: 1) Subendocardial infarction (4107), 2) Congestive heart failure, unspecified (4280), 3) Coronary atherosclerosis of native coronary artery (41401), 4) Unspecified essential hypertension (4019), 5) Mixed hyperlipidemia (2722), 6) Tobacco use disorder (3051).

Definitions: **Subendocardial:** Beneath the endocardium. **Endocardium:** The lining of the interior surface of the heart chambers. **Myocardial infarction:** Death of the cells of an area of the heart muscle (myocardium) as a result of oxygen deprivation, which in turn is caused by obstruction of the blood supply; commonly referred to as a heart attack.

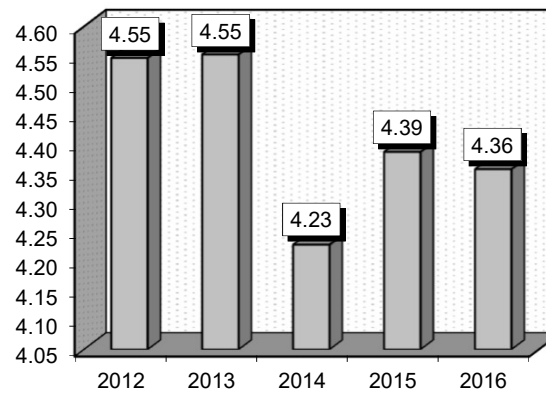
Necrosis: Death of cells or tissues through injury or disease, especially in a localized area of the body. **Coronary artery(s):** Either of two arteries that arise one from the left and one from the right side of the aorta immediately above the semilunar valves and supply the tissues of the heart itself. **Atherosclerosis:** The build up of a waxy plaque on the inside of blood vessels. **Hypertension:** High blood pressure. **Hyperlipidemia:** An abnormally high concentration of fats or lipids in the blood.

Gender	2012			2013			2014			2015			2016		
	Cases	Avg LOS	Avg Bill	Cases	Avg LOS	Avg Bill	Cases	Avg LOS	Avg Bill	Cases	Avg LOS	Avg Bill	Cases	Avg LOS	Avg Bill
Male	1,026	4.58	\$68,363	929	4.47	\$73,330	1,032	4.27	\$72,661	1,329	4.36	\$73,620	1,483	4.41	\$76,923
Female	767	4.50	\$61,048	749	4.65	\$69,681	806	4.18	\$67,196	946	4.43	\$75,091	1,040	4.28	\$74,077
Age Group	Cases	Avg LOS	Avg Bill	Cases	Avg LOS	Avg Bill	Cases	Avg LOS	Avg Bill	Cases	Avg LOS	Avg Bill	Cases	Avg LOS	Avg Bill
0-17	0	0.00	\$0	0	0.00	\$0	0	0.00	\$0	0	0.00	\$0	0	0.00	\$0
18-35	21	3.62	\$55,136	14	2.36	\$51,040	25	2.72	\$61,115	44	3.36	\$66,007	47	2.64	\$65,327
36-49	156	3.31	\$58,882	121	3.22	\$61,296	152	3.44	\$62,170	174	2.72	\$58,170	234	3.87	\$71,502
50-64	445	4.21	\$65,809	447	4.87	\$81,493	486	3.79	\$69,507	569	3.97	\$78,810	661	3.56	\$73,748
65+	1,171	4.86	\$66,042	1,096	4.60	\$69,121	1,175	4.54	\$71,820	1,488	4.77	\$74,602	1,581	4.81	\$77,526
Total	1,793	4.55	\$65,234	1,678	4.55	\$71,701	1,838	4.23	\$70,265	2,275	4.39	\$74,231	2,523	4.36	\$75,750

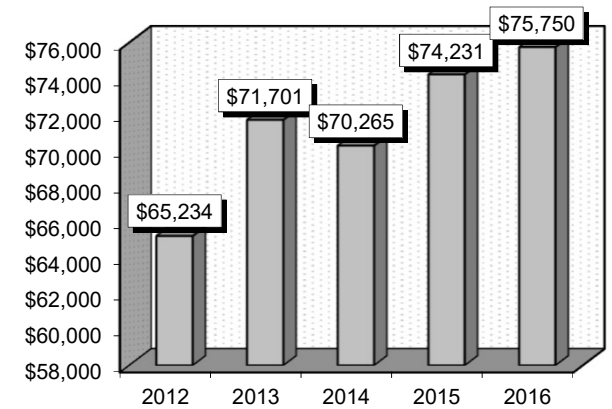
Patient Discharges (Cases)



Average Length of Stay (Avg LOS)



Average Billed Charges (Avg Bill)



County / Hospital	2012			2013			2014			2015			2016		
	Cases	Avg LOS	Avg Bill	Cases	Avg LOS	Avg Bill	Cases	Avg LOS	Avg Bill	Cases	Avg LOS	Avg Bill	Cases	Avg LOS	Avg Bill
Clark															
Centennial Hills	108	4.00	\$72,628	112	3.33	\$77,925	107	4.01	\$84,934	124	3.15	\$77,248	143	3.25	\$84,552
Desert Springs	122	4.70	\$71,307	107	5.77	\$79,889	136	5.18	\$81,191	184	4.76	\$85,949	140	5.11	\$83,668
Henderson Hospital	0	0.00	\$0	0	0.00	\$0	0	0.00	\$0	0	0.00	\$0	9	2.44	\$73,349
Mountain View	124	4.78	\$80,390	112	5.18	\$93,769	115	4.61	\$87,767	178	5.26	\$101,455	145	4.32	\$102,116
Mountain's Edge	0	0.00	\$0	0	0.00	\$0	0	0.00	\$0	0	0.00	\$0	4	9.50	\$60,386
North Vista	62	4.68	\$61,450	75	5.75	\$71,033	76	4.30	\$63,792	139	3.42	\$51,186	138	3.86	\$48,627
Southern Hills	26	3.19	\$51,761	42	3.83	\$72,535	41	4.73	\$76,469	69	4.04	\$83,193	79	4.29	\$80,974
Spring Valley	83	4.93	\$91,763	128	5.41	\$95,497	106	4.20	\$89,746	131	4.36	\$100,659	154	5.20	\$94,518
St. Rose-Rose de Lima	74	4.55	\$69,580	69	4.06	\$78,201	66	4.06	\$81,035	65	3.95	\$82,907	70	4.03	\$78,619
St. Rose-San Martin	44	5.52	\$72,596	29	4.17	\$79,551	44	2.82	\$72,131	34	5.41	\$84,981	37	4.24	\$80,347
St. Rose-Siena	89	3.69	\$62,550	98	4.01	\$73,324	90	3.53	\$73,064	114	4.91	\$84,460	188	3.70	\$77,166
Summerlin	113	5.05	\$91,135	90	5.11	\$88,943	109	4.76	\$100,888	121	4.45	\$91,757	187	4.59	\$95,100
Sunrise	176	5.60	\$86,553	135	5.19	\$95,507	173	5.08	\$100,760	202	5.42	\$108,278	266	5.12	\$117,949
UMC	90	4.94	\$52,989	54	5.37	\$54,277	68	4.13	\$43,187	91	6.25	\$56,011	77	7.45	\$68,721
Valley	132	5.83	\$102,069	126	6.06	\$113,180	113	4.96	\$104,961	166	5.45	\$112,946	197	4.97	\$95,107
Total	1,243	4.88	\$78,011	1,177	4.98	\$86,112	1,244	4.48	\$85,244	1,618	4.72	\$89,136	1,834	4.61	\$89,065
Washoe															
Carson Tahoe	136	3.54	\$36,009	109	3.66	\$39,632	138	3.80	\$41,772	144	3.71	\$39,520	156	3.47	\$38,044
Northern Nevada	28	3.61	\$46,780	40	3.13	\$49,957	44	3.16	\$50,621	37	4.05	\$68,719	52	5.13	\$67,488
Renown Regional	213	4.41	\$40,289	192	3.70	\$38,946	206	4.30	\$42,511	233	4.01	\$42,060	247	4.19	\$46,706
Renown S. Meadows	10	1.90	\$19,280	11	1.91	\$21,939	13	2.85	\$28,068	15	2.60	\$26,590	21	2.38	\$31,919
Saint Mary's	84	3.61	\$33,515	95	3.97	\$35,412	102	3.66	\$34,323	140	3.36	\$31,007	147	3.29	\$31,717
Sierra Surgery	0	0.00	\$0	0	0.00	\$0	0	0.00	\$0	0	0.00	\$0	0	0.00	\$0
Total	471	3.92	\$37,785	447	3.65	\$38,929	503	3.89	\$40,984	569	3.74	\$40,023	623	3.81	\$42,236
Rural															
Battle Mountain	2	3.00	\$13,576	1	2.00	\$4,069	0	0.00	\$0	1	5.00	\$10,122	0	0.00	\$0
Boulder City	3	7.00	\$29,073	3	5.67	\$23,931	7	3.00	\$19,752	4	3.75	\$21,488	2	3.50	\$10,895
Carson Valley	5	1.60	\$10,652	4	2.00	\$16,226	2	2.50	\$12,572	5	4.40	\$25,388	7	2.43	\$19,925
Churchill	12	3.67	\$21,378	7	3.14	\$15,474	1	7.00	\$26,290	8	3.38	\$20,060	5	5.00	\$23,008
Desert View	2	2.00	\$11,430	2	1.00	\$4,335	44	2.39	\$21,566	43	1.95	\$17,378	21	2.24	\$18,482
Grover C. Dils	0	0.00	\$0	1	3.00	\$11,782	0	0.00	\$0	0	0.00	\$0	1	2.00	\$2,679
Humboldt	3	1.67	\$7,408	3	3.33	\$23,852	0	0.00	\$0	2	1.00	\$9,963	1	1.00	\$3,526
Incline Village	0	0.00	\$0	0	0.00	\$0	0	0.00	\$0	0	0.00	\$0	0	0.00	\$0
Mesa View	5	2.20	\$13,908	2	1.00	\$6,109	1	1.00	\$9,203	7	1.71	\$11,560	9	2.11	\$13,642
Mount Grant	0	0.00	\$0	0	0.00	\$0	0	0.00	\$0	0	0.00	\$0	2	1.00	\$2,181
Northeastern	36	3.28	\$43,358	31	2.52	\$38,906	33	2.82	\$39,895	16	2.69	\$39,566	15	2.27	\$40,194
Nye	4	2.00	\$9,325	0	0.00	\$0	0	0.00	\$0	0	0.00	\$0	0	0.00	\$0
Pershing	0	0.00	\$0	0	0.00	\$0	1	1.00	\$2,967	0	0.00	\$0	0	0.00	\$0
South Lyon	1	1.00	\$3,499	0	0.00	\$0	0	0.00	\$0	0	0.00	\$0	2	5.00	\$12,616
William Bee Ririe	6	3.33	\$9,890	0	0.00	\$0	2	1.50	\$10,439	2	3.00	\$8,402	1	7.00	\$32,916
Total	79	3.11	\$27,846	54	2.67	\$28,878	91	2.59	\$27,343	88	2.45	\$21,380	66	2.59	\$22,104
All Counties	1,793	4.55	\$65,234	1,678	4.55	\$71,701	1,838	4.23	\$70,265	2,275	4.39	\$74,231	2,523	4.36	\$75,750

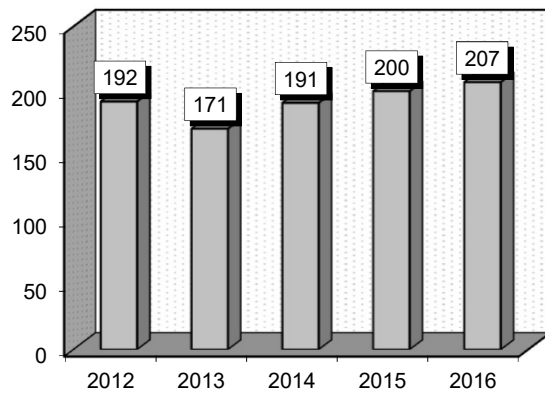
Acute Myocardial Infarction, Expired (283-285)

Diagnoses: that frequently accompanied Acute Myocardial Infarction, Expired were: 1) Acute respiratory failure (51881), 2) Subendocardial infarction (4107), 3) Congestive heart failure, unspecified (4280), 4) Coronary atherosclerosis of native coronary artery (41401), 5) Cardiac arrest (4275), 6) Unspecified essential hypertension (4019), 7) Atrial fibrillation (42731), 8) Diabetes mellitus without mention of complication, type II or unspecified type, not stated as uncontrolled (25000).

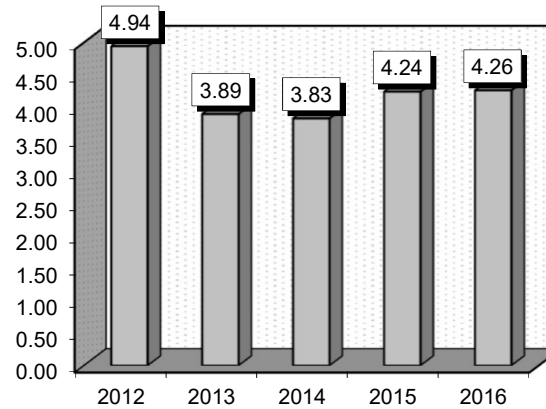
Definitions: **Subendocardial:** Beneath the endocardium. **Endocardium:** The lining of the interior surface of the heart chambers. **Myocardial infarction:** Death of the cells of an area of the heart muscle (myocardium) as a result of oxygen deprivation, which in turn is caused by obstruction of the blood supply; commonly referred to as a heart attack. **Necrosis:** Death of cells or tissues through injury or disease, especially in a localized area of the body. **Coronary artery(s):** Either of two arteries that arise one from the left and one from the right side of the aorta immediately above the semilunar valves and supply the tissues of the heart itself. **Atherosclerosis:** The build up of a waxy plaque on the inside of blood vessels. **Hypertension:** High blood pressure. **Atrial fibrillation:** An irregular and often very fast heart rate. The heart's two upper chambers (the atria) beat chaotically and irregularly - out of coordination with the two lower chambers (the ventricles) of the heart.

Gender	2012			2013			2014			2015			2016		
	Cases	Avg LOS	Avg Bill	Cases	Avg LOS	Avg Bill	Cases	Avg LOS	Avg Bill	Cases	Avg LOS	Avg Bill	Cases	Avg LOS	Avg Bill
Male	122	5.01	\$92,730	95	3.80	\$91,352	111	3.50	\$91,045	132	4.11	\$102,312	136	4.46	\$118,030
Female	70	4.83	\$96,257	76	4.01	\$78,963	80	4.28	\$93,942	68	4.49	\$97,408	71	3.89	\$94,587
Age Group	Cases	Avg LOS	Avg Bill	Cases	Avg LOS	Avg Bill	Cases	Avg LOS	Avg Bill	Cases	Avg LOS	Avg Bill	Cases	Avg LOS	Avg Bill
0-17	0	0.00	\$0	0	0.00	\$0	1	2.00	\$117,213	0	0.00	\$0	0	0.00	\$0
18-35	0	0.00	\$0	0	0.00	\$0	1	1.00	\$19,637	1	2.00	\$167,459	2	1.00	\$21,012
36-49	9	3.22	\$93,099	3	1.33	\$65,391	5	1.80	\$62,391	6	3.33	\$158,354	6	6.50	\$243,928
50-64	36	6.81	\$122,515	32	3.22	\$89,106	33	4.18	\$118,601	33	3.21	\$85,907	45	5.64	\$144,235
65+	147	4.59	\$87,093	136	4.11	\$85,530	151	3.85	\$87,806	160	4.50	\$101,103	154	3.81	\$95,919
Total	192	4.94	\$94,016	171	3.89	\$85,846	191	3.83	\$92,258	200	4.24	\$100,645	207	4.26	\$109,989

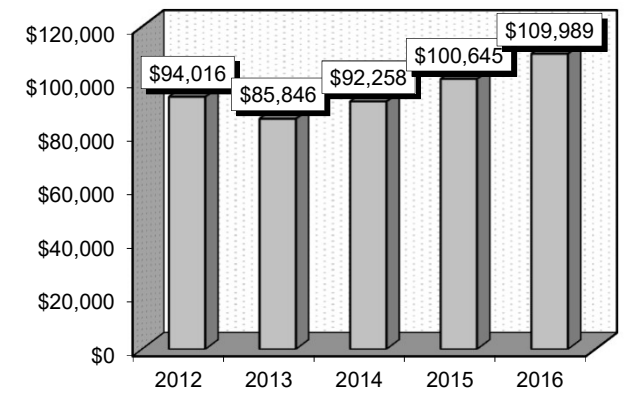
Patient Discharges (Cases)



Average Length of Stay (Avg LOS)



Average Billed Charges (Avg Bill)



County / Hospital	2012			2013			2014			2015			2016		
	Cases	Avg LOS	Avg Bill	Cases	Avg LOS	Avg Bill	Cases	Avg LOS	Avg Bill	Cases	Avg LOS	Avg Bill	Cases	Avg LOS	Avg Bill
Clark															
Centennial Hills	11	5.82	\$129,373	2	1.50	\$45,945	5	2.20	\$92,688	8	3.13	\$102,263	8	3.88	\$131,519
Desert Springs	20	3.20	\$85,421	20	4.75	\$95,352	15	4.60	\$115,003	12	3.00	\$89,095	10	2.50	\$108,007
Henderson Hospital	0	0.00	\$0	0	0.00	\$0	0	0.00	\$0	0	0.00	\$0	0	0.00	\$0
Mountain View	11	4.91	\$118,402	14	2.57	\$62,817	16	4.25	\$126,950	18	3.94	\$159,656	12	5.17	\$126,380
Mountain's Edge	0	0.00	\$0	0	0.00	\$0	0	0.00	\$0	0	0.00	\$0	0	0.00	\$0
North Vista	0	0.00	\$0	2	3.00	\$53,111	9	3.67	\$94,625	4	2.00	\$52,184	2	1.50	\$57,672
Southern Hills	4	7.50	\$149,082	6	3.00	\$93,692	3	1.33	\$70,414	6	3.50	\$105,880	12	4.42	\$117,451
Spring Valley	16	4.13	\$87,598	7	3.29	\$109,507	12	3.25	\$122,896	14	2.36	\$88,017	8	3.13	\$100,830
St. Rose-Rose de Lima	3	3.33	\$83,610	4	7.25	\$94,750	9	3.33	\$102,033	4	12.25	\$140,501	8	1.00	\$36,311
St. Rose-San Martin	2	6.50	\$121,812	5	2.60	\$49,231	4	6.00	\$93,838	6	3.00	\$75,187	3	7.67	\$165,512
St. Rose-Siena	14	6.93	\$116,417	17	2.94	\$93,989	16	2.81	\$81,570	17	5.53	\$110,453	12	3.42	\$100,323
Summerlin	5	3.60	\$70,062	8	2.50	\$103,171	7	8.14	\$194,417	8	3.88	\$123,147	13	4.92	\$128,432
Sunrise	19	4.74	\$135,321	12	5.58	\$158,224	18	5.06	\$135,214	26	3.62	\$131,867	32	5.75	\$180,735
UMC	10	12.00	\$109,416	4	6.00	\$103,470	4	2.25	\$58,935	11	11.00	\$157,616	7	7.14	\$165,920
Valley	24	4.29	\$116,894	17	4.53	\$139,504	16	3.44	\$119,202	15	3.47	\$112,569	16	5.19	\$154,727
Total	139	5.24	\$110,627	118	3.91	\$102,083	134	3.99	\$114,133	149	4.38	\$117,880	143	4.56	\$133,296
Washoe															
Carson Tahoe	10	4.20	\$44,866	10	2.90	\$29,585	8	4.75	\$42,201	4	1.25	\$57,999	7	3.29	\$38,562
Northern Nevada	4	4.00	\$61,293	5	4.60	\$85,670	2	1.00	\$27,514	4	2.75	\$56,851	5	4.60	\$72,627
Renown Regional	27	4.78	\$64,455	26	4.58	\$60,048	31	3.16	\$48,097	30	4.30	\$57,656	31	4.16	\$80,756
Renown S. Meadows	0	0.00	\$0	1	3.00	\$27,329	0	0.00	\$0	0	0.00	\$0	1	2.00	\$31,510
Saint Mary's	5	2.80	\$26,772	9	2.44	\$32,896	9	3.44	\$25,947	8	4.75	\$38,446	10	3.20	\$36,614
Sierra Surgery	0	0.00	\$0	0	0.00	\$0	0	0.00	\$0	0	0.00	\$0	0	0.00	\$0
Total	46	4.37	\$55,825	51	3.84	\$51,153	50	3.38	\$42,343	46	3.98	\$54,275	54	3.87	\$65,447
Rural															
Battle Mountain	0	0.00	\$0	0	0.00	\$0	0	0.00	\$0	0	0.00	\$0	0	0.00	\$0
Boulder City	0	0.00	\$0	0	0.00	\$0	1	4.00	\$22,876	3	2.67	\$12,905	0	0.00	\$0
Carson Valley	1	1.00	\$2,142	0	0.00	\$0	1	1.00	\$7,528	0	0.00	\$0	2	1.50	\$10,204
Churchill	2	4.00	\$16,509	0	0.00	\$0	2	8.00	\$40,342	0	0.00	\$0	6	2.67	\$16,891
Desert View	0	0.00	\$0	0	0.00	\$0	0	0.00	\$0	0	0.00	\$0	0	0.00	\$0
Grover C. Dils	0	0.00	\$0	0	0.00	\$0	0	0.00	\$0	0	0.00	\$0	0	0.00	\$0
Humboldt	0	0.00	\$0	0	0.00	\$0	0	0.00	\$0	0	0.00	\$0	0	0.00	\$0
Incline Village	0	0.00	\$0	0	0.00	\$0	0	0.00	\$0	0	0.00	\$0	0	0.00	\$0
Mesa View	1	3.00	\$12,573	0	0.00	\$0	0	0.00	\$0	0	0.00	\$0	1	1.00	\$4,685
Mount Grant	0	0.00	\$0	0	0.00	\$0	0	0.00	\$0	1	3.00	\$12,376	0	0.00	\$0
Northeastern	2	2.50	\$25,866	0	0.00	\$0	3	2.00	\$33,100	1	1.00	\$17,032	1	1.00	\$45,844
Nye	0	0.00	\$0	0	0.00	\$0	0	0.00	\$0	0	0.00	\$0	0	0.00	\$0
Pershing	0	0.00	\$0	0	0.00	\$0	0	0.00	\$0	0	0.00	\$0	0	0.00	\$0
South Lyon	0	0.00	\$0	0	0.00	\$0	0	0.00	\$0	0	0.00	\$0	0	0.00	\$0
William Bee Ririe	1	2.00	\$6,418	2	4.50	\$12,551	0	0.00	\$0	0	0.00	\$0	0	0.00	\$0
Total	7	2.71	\$15,126	2	4.50	\$12,551	7	3.86	\$30,055	5	2.40	\$13,625	10	2.10	\$17,228
All Counties	192	4.94	\$94,016	171	3.89	\$85,846	191	3.83	\$92,258	200	4.24	\$100,645	207	4.26	\$109,989

Heart Failure & Shock (291-293)

Diagnoses: that frequently accompanied Heart Failure & Shock were: 1) Pneumonia, organism unspecified (486), 2) Atrial fibrillation (42731), 3) Diabetes mellitus without mention of complication, type II or unspecified type, not stated as uncontrolled (25000), 4) Unspecified essential hypertension (4019), 5) Other and unspecified hyperlipidemia (2724), 6) Acute kidney failure, unspecified (5849), 7) Coronary atherosclerosis of native coronary artery (41401).

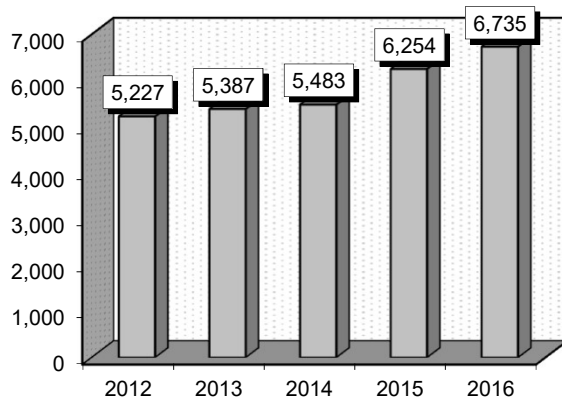
Definitions: **Hypertension:** High blood pressure. **Atrial fibrillation:** An irregular and often very fast heart rate. The heart's two upper chambers (the atria) beat chaotically and irregularly - out of coordination with the two lower chambers (the ventricles) of the heart. **Congestive heart failure:** Inability of the heart to keep up with the demands on it, with failure of the heart to pump blood with normal efficiency. **Shock:** A state characterized by inadequacy of blood flow throughout the body to the extent that damage occurs to the cells of the tissues; if the shock is prolonged, the cardiovascular system itself becomes damaged and begins to deteriorate, resulting in a vicious cycle that leads to death.

Hypertensive heart disease: High blood pressure resulting in a disease of the heart. **Atherosclerosis:** The build up of a waxy plaque on the inside of blood vessels.

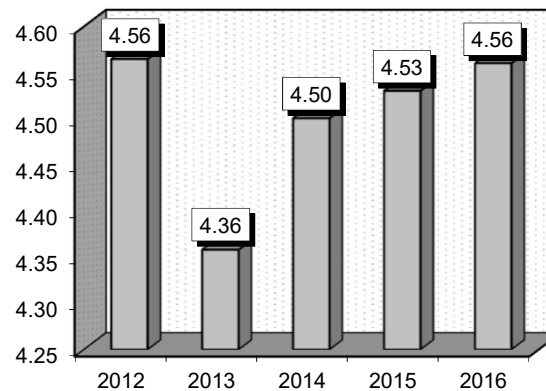
Hyperlipidemia: An abnormally high concentration of fats or lipids in the blood.

Gender	2012			2013			2014			2015			2016		
	Cases	Avg LOS	Avg Bill	Cases	Avg LOS	Avg Bill	Cases	Avg LOS	Avg Bill	Cases	Avg LOS	Avg Bill	Cases	Avg LOS	Avg Bill
Male	2,962	4.53	\$46,769	3,171	4.27	\$47,673	3,264	4.37	\$52,196	3,614	4.50	\$57,440	3,906	4.54	\$60,850
Female	2,265	4.60	\$48,612	2,216	4.49	\$50,003	2,219	4.69	\$53,852	2,640	4.58	\$56,465	2,829	4.59	\$62,439
Age Group	Cases	Avg LOS	Avg Bill	Cases	Avg LOS	Avg Bill	Cases	Avg LOS	Avg Bill	Cases	Avg LOS	Avg Bill	Cases	Avg LOS	Avg Bill
0-17	3	2.00	\$12,683	9	4.67	\$61,927	7	5.57	\$74,412	7	3.14	\$43,764	4	9.00	\$237,882
18-35	118	4.10	\$43,078	146	4.28	\$43,298	136	5.00	\$49,149	152	3.94	\$57,683	156	3.94	\$58,396
36-49	463	5.00	\$44,548	498	3.99	\$43,026	552	4.05	\$48,721	566	4.46	\$56,138	598	3.92	\$57,059
50-64	1,263	4.67	\$50,841	1,274	4.34	\$48,716	1,406	4.65	\$54,720	1,534	4.48	\$56,966	1,638	4.48	\$63,347
65+	3,380	4.48	\$46,946	3,460	4.42	\$49,598	3,382	4.49	\$52,877	3,995	4.58	\$57,177	4,339	4.70	\$61,391
Total	5,227	4.56	\$47,568	5,387	4.36	\$48,632	5,483	4.50	\$52,867	6,254	4.53	\$57,028	6,735	4.56	\$61,517

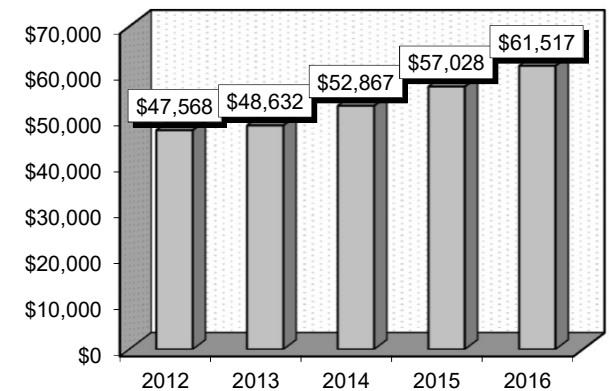
Patient Discharges (Cases)



Average Length of Stay (Avg LOS)



Average Billed Charges (Avg Bill)



County / Hospital	2012			2013			2014			2015			2016		
	Cases	Avg LOS	Avg Bill	Cases	Avg LOS	Avg Bill	Cases	Avg LOS	Avg Bill	Cases	Avg LOS	Avg Bill	Cases	Avg LOS	Avg Bill
Clark															
Centennial Hills	178	5.20	\$66,490	184	4.08	\$59,630	250	4.30	\$67,733	333	4.49	\$69,477	337	4.27	\$77,350
Desert Springs	309	5.34	\$63,347	294	4.64	\$57,663	344	5.55	\$70,052	436	4.35	\$62,870	465	4.52	\$68,265
Henderson Hospital	0	0.00	\$0	0	0.00	\$0	0	0.00	\$0	0	0.00	\$0	24	2.54	\$61,115
Mountain View	389	5.33	\$69,013	486	5.34	\$70,194	469	5.19	\$72,679	563	5.13	\$74,820	642	4.40	\$74,119
Mountain's Edge	0	0.00	\$0	0	0.00	\$0	0	0.00	\$0	13	6.15	\$32,375	93	6.70	\$41,266
North Vista	192	5.41	\$49,994	273	5.02	\$47,080	289	4.96	\$45,739	354	3.44	\$34,178	296	3.62	\$35,995
Southern Hills	101	4.50	\$56,446	104	4.63	\$62,918	130	5.53	\$68,872	212	4.56	\$62,312	210	4.25	\$60,848
Spring Valley	204	5.04	\$64,694	243	3.89	\$54,619	236	4.16	\$65,759	255	4.50	\$76,468	341	4.87	\$82,732
St. Rose-Rose de Lima	184	4.18	\$46,562	173	3.73	\$42,426	167	3.62	\$48,219	153	4.24	\$58,215	185	5.31	\$68,229
St. Rose-San Martin	168	4.41	\$48,772	166	4.43	\$46,361	187	4.44	\$49,520	162	4.10	\$50,201	166	4.39	\$57,365
St. Rose-Siena	310	4.72	\$49,560	358	4.10	\$49,261	323	4.33	\$54,418	332	4.71	\$59,710	421	4.18	\$60,869
Summerlin	313	5.05	\$67,773	329	5.15	\$72,176	325	5.19	\$76,947	452	5.15	\$81,808	471	4.92	\$88,542
Sunrise	478	3.78	\$53,585	522	4.45	\$63,247	493	4.24	\$65,658	602	4.81	\$77,011	620	5.38	\$91,426
UMC	577	4.63	\$35,921	467	4.24	\$33,281	451	4.33	\$34,058	411	5.57	\$48,784	432	4.69	\$48,068
Valley	325	5.13	\$65,378	337	4.57	\$66,866	379	4.65	\$72,700	446	4.66	\$73,649	446	4.45	\$77,842
Total	3,728	4.79	\$55,708	3,936	4.55	\$56,457	4,043	4.67	\$61,338	4,724	4.69	\$65,834	5,149	4.62	\$70,690
Washoe															
Carson Tahoe	264	4.10	\$29,769	226	3.66	\$26,798	229	3.99	\$30,060	281	3.96	\$29,953	264	4.17	\$31,303
Northern Nevada	60	3.83	\$41,345	62	3.34	\$37,789	52	3.19	\$39,324	57	3.39	\$44,029	94	3.13	\$47,335
Renown Regional	480	4.81	\$32,913	458	4.32	\$31,793	433	4.13	\$31,419	396	4.91	\$35,854	423	4.91	\$39,732
Renown S. Meadows	53	3.34	\$25,907	70	3.46	\$27,042	60	3.33	\$25,577	88	3.33	\$27,968	100	3.62	\$31,988
Saint Mary's	278	3.84	\$25,469	311	3.89	\$25,414	324	4.84	\$30,782	331	3.96	\$27,704	350	4.35	\$28,841
Sierra Surgery	0	0.00	\$0	0	0.00	\$0	0	0.00	\$0	0	0.00	\$0	0	0.00	\$0
Total	1,135	4.29	\$30,477	1,127	3.96	\$29,066	1,098	4.22	\$31,002	1,153	4.21	\$31,878	1,231	4.35	\$34,779
Rural															
Battle Mountain	6	2.17	\$3,016	1	3.00	\$4,238	2	1.00	\$3,823	3	2.67	\$10,370	3	3.00	\$10,042
Boulder City	19	2.84	\$9,452	30	3.90	\$17,743	25	4.48	\$23,860	20	3.40	\$19,246	13	4.54	\$21,095
Carson Valley	23	3.09	\$22,866	23	2.48	\$19,841	23	2.39	\$15,543	47	2.81	\$21,834	42	3.10	\$23,307
Churchill	49	3.76	\$18,561	51	4.35	\$22,666	52	4.52	\$25,297	43	4.98	\$27,684	56	4.27	\$21,742
Desert View	67	2.97	\$18,021	62	3.39	\$23,734	65	2.65	\$22,398	107	3.38	\$24,865	83	3.20	\$23,770
Grover C. Dils	20	3.10	\$6,565	7	4.43	\$9,826	7	3.29	\$3,623	12	2.75	\$4,750	16	3.63	\$6,800
Humboldt	22	4.09	\$32,049	16	2.31	\$18,742	17	4.18	\$23,528	22	4.05	\$25,022	23	3.65	\$23,876
Incline Village	0	0.00	\$0	0	0.00	\$0	0	0.00	\$0	0	0.00	\$0	0	0.00	\$0
Mesa View	25	2.64	\$15,167	26	2.58	\$14,640	34	3.06	\$16,979	31	2.97	\$17,078	29	3.14	\$15,689
Mount Grant	25	3.36	\$11,233	15	5.20	\$17,388	13	3.62	\$13,913	11	3.09	\$8,469	19	20.95	\$8,957
Northeastern	54	2.81	\$27,659	65	3.35	\$31,599	80	3.46	\$32,913	62	3.40	\$34,015	50	3.00	\$30,783
Nye	12	3.25	\$11,826	2	1.00	\$5,998	0	0.00	\$0	0	0.00	\$0	0	0.00	\$0
Pershing	3	3.67	\$11,679	1	4.00	\$18,488	1	2.00	\$8,070	0	0.00	\$0	3	3.00	\$7,844
South Lyon	14	2.71	\$7,843	11	3.09	\$7,451	6	3.00	\$8,591	7	5.29	\$11,701	7	3.43	\$8,021
William Bee Ririe	25	2.32	\$9,916	14	2.79	\$14,927	17	3.06	\$13,416	12	3.75	\$15,601	11	3.09	\$13,229
Total	364	3.08	\$17,486	324	3.45	\$21,623	342	3.42	\$22,916	377	3.51	\$23,611	355	4.37	\$21,186
All Counties	5,227	4.56	\$47,568	5,387	4.36	\$48,632	5,483	4.50	\$52,867	6,254	4.53	\$57,028	6,735	4.56	\$61,517

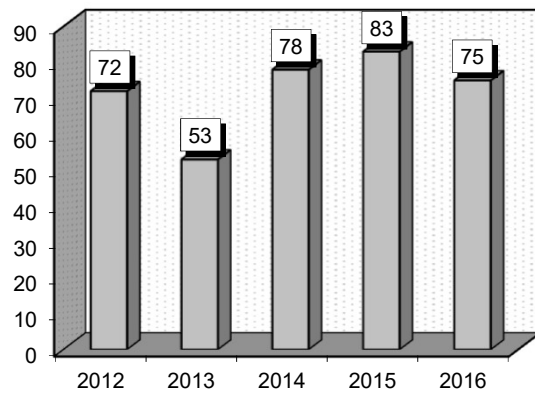
Cardiac Arrest, Unexplained (296-298)

Diagnoses: that frequently accompanied Cardiac Arrest, Unexplained were: 1) Acute respiratory failure (51881), 2) Anoxic brain damage (3481), 3) Unspecified essential hypertension (4019), 4) Acidosis (2762), 5) Acute kidney failure, unspecified (5849), 6) Atrial fibrillation (42731).

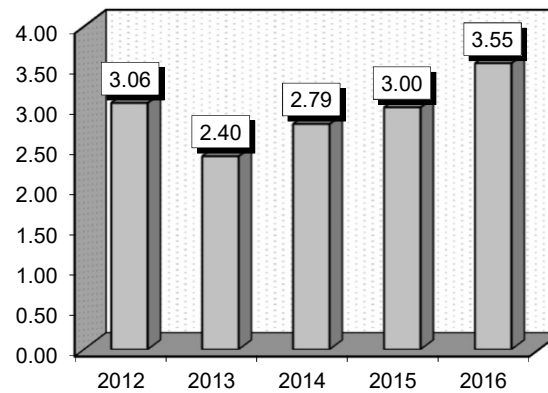
Definitions: **Hypertension:** High blood pressure. **Acidosis:** The accumulation of acid and hydrogen ions or depletion of the alkaline reserve (bicarbonate content) in the blood and body tissues, resulting in a decrease in pH. **Axon:** The single process of a nerve cell that under normal conditions conducts nervous impulses away from the cell body and its remaining processes (dendrites). **Congestive heart failure:** Inability of the heart to keep up with the demands on it, with failure of the heart to pump blood with normal efficiency. **Shock:** A state characterized by inadequacy of blood flow throughout the body to the extent that damage occurs to the cells of the tissues; if the shock is prolonged, the cardiovascular system itself becomes damaged and begins to deteriorate, resulting in a vicious cycle that leads to death. **Atherosclerosis:** The build up of a waxy plaque on the inside of blood vessels.

Gender	2012			2013			2014			2015			2016		
	Cases	Avg LOS	Avg Bill	Cases	Avg LOS	Avg Bill	Cases	Avg LOS	Avg Bill	Cases	Avg LOS	Avg Bill	Cases	Avg LOS	Avg Bill
Male	43	3.77	\$60,901	34	2.59	\$59,671	45	2.84	\$68,800	39	3.33	\$85,788	41	4.05	\$124,244
Female	29	2.00	\$56,944	19	2.05	\$46,079	33	2.73	\$62,649	44	2.70	\$77,768	34	2.94	\$64,259
Age Group	Cases	Avg LOS	Avg Bill	Cases	Avg LOS	Avg Bill	Cases	Avg LOS	Avg Bill	Cases	Avg LOS	Avg Bill	Cases	Avg LOS	Avg Bill
0-17	2	1.50	\$46,597	3	2.33	\$43,303	2	4.00	\$63,528	7	2.57	\$87,035	3	7.67	\$347,273
18-35	4	1.25	\$40,851	3	2.33	\$52,828	7	1.57	\$74,061	8	1.38	\$67,390	4	7.00	\$210,284
36-49	9	2.33	\$55,938	4	1.25	\$56,888	8	3.13	\$85,241	10	4.10	\$111,572	5	11.40	\$222,960
50-64	21	5.67	\$84,199	10	5.40	\$117,149	22	3.68	\$78,738	17	3.88	\$90,054	17	2.59	\$74,339
65+	36	2.00	\$48,387	33	1.64	\$36,875	39	2.38	\$53,943	41	2.76	\$72,501	46	2.48	\$65,594
Total	72	3.06	\$59,307	53	2.40	\$54,798	78	2.79	\$66,198	83	3.00	\$81,537	75	3.55	\$97,051

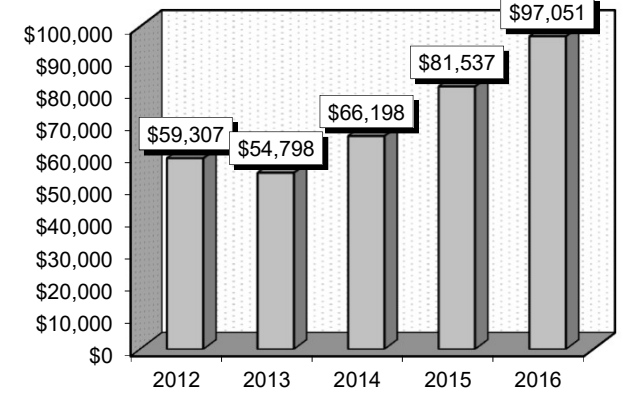
Patient Discharges (Cases)



Average Length of Stay (Avg LOS)



Average Billed Charges (Avg Bill)



County / Hospital	2012			2013			2014			2015			2016		
	Cases	Avg LOS	Avg Bill	Cases	Avg LOS	Avg Bill	Cases	Avg LOS	Avg Bill	Cases	Avg LOS	Avg Bill	Cases	Avg LOS	Avg Bill
Clark															
Centennial Hills	1	2.00	\$102,668	1	1.00	\$25,114	2	1.50	\$31,483	1	1.00	\$27,983	2	6.00	\$242,422
Desert Springs	8	2.00	\$56,095	3	1.00	\$35,577	3	4.00	\$78,499	5	1.40	\$51,874	5	2.60	\$114,881
Henderson Hospital	0	0.00	\$0	0	0.00	\$0	0	0.00	\$0	0	0.00	\$0	0	0.00	\$0
Mountain View	2	1.50	\$24,137	4	1.00	\$23,755	6	1.33	\$57,656	11	1.91	\$90,107	12	1.25	\$61,374
Mountain's Edge	0	0.00	\$0	0	0.00	\$0	0	0.00	\$0	0	0.00	\$0	2	27.50	\$278,500
North Vista	4	3.50	\$61,178	1	1.00	\$29,631	4	1.25	\$47,411	0	0.00	\$0	0	0.00	\$0
Southern Hills	1	1.00	\$21,738	0	0.00	\$0	1	1.00	\$14,529	4	1.50	\$72,436	5	1.80	\$74,511
Spring Valley	4	15.25	\$51,092	1	1.00	\$55,042	1	9.00	\$260,627	2	1.00	\$63,940	4	5.75	\$193,601
St. Rose-Rose de Lima	2	1.00	\$23,436	1	1.00	\$16,535	3	4.67	\$119,693	4	2.50	\$102,959	2	1.00	\$65,851
St. Rose-San Martin	2	1.00	\$18,213	1	19.00	\$477,036	2	2.00	\$63,649	4	2.00	\$60,712	1	1.00	\$19,958
St. Rose-Siena	7	1.43	\$29,315	7	1.29	\$40,907	9	2.11	\$54,739	10	3.50	\$95,549	9	2.11	\$66,211
Summerlin	4	3.00	\$119,269	1	1.00	\$50,915	5	5.20	\$96,855	1	4.00	\$67,631	2	2.50	\$185,412
Sunrise	8	1.63	\$51,585	6	3.17	\$95,071	7	1.29	\$74,903	10	2.90	\$101,988	7	3.57	\$154,383
UMC	1	2.00	\$110,294	3	2.67	\$71,778	8	3.50	\$63,863	5	4.00	\$85,211	1	1.00	\$20,971
Valley	4	5.00	\$194,046	1	1.00	\$32,198	3	2.00	\$69,869	3	5.00	\$186,010	8	2.50	\$86,486
Total	48	3.29	\$65,318	30	2.27	\$65,344	54	2.67	\$70,691	60	2.63	\$89,632	60	3.33	\$106,860
Washoe															
Carson Tahoe	5	3.60	\$61,850	1	4.00	\$61,838	5	3.20	\$65,809	5	4.80	\$70,385	2	8.00	\$67,352
Northern Nevada	1	1.00	\$14,917	0	0.00	\$0	1	5.00	\$121,005	1	1.00	\$33,146	1	1.00	\$57,951
Renown Regional	11	2.27	\$51,454	13	2.00	\$44,796	11	3.36	\$63,287	12	4.75	\$75,255	8	3.13	\$69,787
Renown S. Meadows	0	0.00	\$0	1	1.00	\$33,129	0	0.00	\$0	0	0.00	\$0	0	0.00	\$0
Saint Mary's	2	5.00	\$91,321	0	0.00	\$0	2	1.00	\$21,860	0	0.00	\$0	0	0.00	\$0
Sierra Surgery	0	0.00	\$0	0	0.00	\$0	0	0.00	\$0	0	0.00	\$0	0	0.00	\$0
Total	19	2.84	\$56,463	15	2.07	\$45,154	19	3.16	\$62,628	18	4.56	\$71,563	11	3.82	\$68,268
Rural															
Battle Mountain	0	0.00	\$0	0	0.00	\$0	0	0.00	\$0	0	0.00	\$0	0	0.00	\$0
Boulder City	0	0.00	\$0	0	0.00	\$0	0	0.00	\$0	0	0.00	\$0	0	0.00	\$0
Carson Valley	1	1.00	\$20,060	2	8.00	\$83,791	1	2.00	\$14,537	1	2.00	\$14,983	0	0.00	\$0
Churchill	0	0.00	\$0	0	0.00	\$0	0	0.00	\$0	0	0.00	\$0	0	0.00	\$0
Desert View	2	2.50	\$15,200	1	6.00	\$39,324	3	3.67	\$38,193	1	1.00	\$10,700	1	2.00	\$19,637
Grover C. Dils	0	0.00	\$0	0	0.00	\$0	0	0.00	\$0	0	0.00	\$0	0	0.00	\$0
Humboldt	0	0.00	\$0	0	0.00	\$0	0	0.00	\$0	0	0.00	\$0	0	0.00	\$0
Incline Village	0	0.00	\$0	0	0.00	\$0	0	0.00	\$0	0	0.00	\$0	0	0.00	\$0
Mesa View	2	1.00	\$5,812	0	0.00	\$0	0	0.00	\$0	1	2.00	\$24,897	0	0.00	\$0
Mount Grant	0	0.00	\$0	0	0.00	\$0	0	0.00	\$0	0	0.00	\$0	2	8.00	\$14,379
Northeastern	0	0.00	\$0	2	1.00	\$18,265	1	1.00	\$27,050	1	3.00	\$48,647	1	6.00	\$67,880
Nye	0	0.00	\$0	0	0.00	\$0	0	0.00	\$0	0	0.00	\$0	0	0.00	\$0
Pershing	0	0.00	\$0	0	0.00	\$0	0	0.00	\$0	1	1.00	\$2,275	0	0.00	\$0
South Lyon	0	0.00	\$0	0	0.00	\$0	0	0.00	\$0	0	0.00	\$0	0	0.00	\$0
William Bee Ririe	0	0.00	\$0	3	1.33	\$7,742	0	0.00	\$0	0	0.00	\$0	0	0.00	\$0
Total	5	1.60	\$12,417	8	3.50	\$33,333	5	2.80	\$31,233	5	1.80	\$20,300	4	6.00	\$29,069
All Counties	72	3.06	\$59,307	53	2.40	\$54,798	78	2.79	\$66,198	83	3.00	\$81,537	75	3.55	\$97,051

Peripheral Vascular Disorders (299-301)

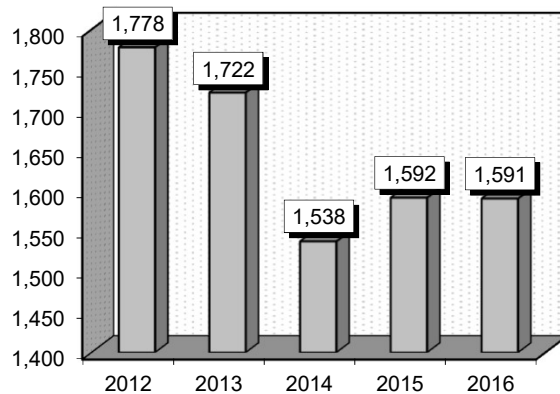
Diagnoses: that frequently accompanied Peripheral Vascular Disorders were: 1) Unspecified essential hypertension (4019), 2) Acute venous embolism and thrombosis of deep vessels of proximal lower extremity (45341), 3) Tobacco use disorder (3051), 4) Chronic airway obstruction, not elsewhere classified (496), 5) Other and unspecified hyperlipidemia (2724), 6) Diabetes mellitus without mention of complication, type II or unspecified type, not stated as uncontrolled (25000).

Definitions: **Hypertension:** High blood pressure. **Embolism:** The obstruction of a blood vessel by a foreign substance or a blood clot that travels through the bloodstream, lodging in a blood vessel, plugging the vessel. Foreign substances that can cause embolisms include air bubbles, amniotic fluid, globules of fat, clumps of bacteria, chemicals (such as talc), and drugs (mainly illegal ones). **Thrombosis:** Formation of a clot in the blood that either blocks, or partially blocks a blood vessel. The thrombus may lead to infarction, or death of tissue, due to a blocked blood supply. **Hyperlipidemia:** An abnormally high concentration of fats or lipids in the blood. **Atrial fibrillation:** An irregular and often very fast heart rate. The heart's two upper chambers (the atria) beat chaotically and irregularly - out of coordination with the two lower chambers (the ventricles) of the heart.

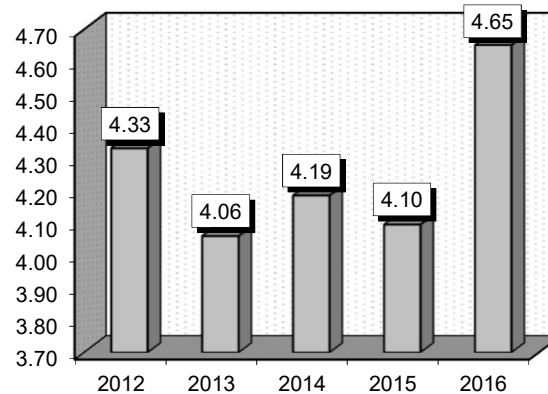
Comment: This page largely pertains to vascular disorders peripheral to the heart.

Gender	2012			2013			2014			2015			2016		
	Cases	Avg LOS	Avg Bill	Cases	Avg LOS	Avg Bill	Cases	Avg LOS	Avg Bill	Cases	Avg LOS	Avg Bill	Cases	Avg LOS	Avg Bill
Male	991	4.19	\$41,188	960	4.15	\$41,031	849	4.32	\$47,373	882	4.01	\$48,575	860	4.10	\$54,027
Female	787	4.51	\$44,104	762	3.95	\$40,994	689	4.03	\$42,211	710	4.21	\$48,784	731	5.30	\$55,889
Age Group	Cases	Avg LOS	Avg Bill	Cases	Avg LOS	Avg Bill	Cases	Avg LOS	Avg Bill	Cases	Avg LOS	Avg Bill	Cases	Avg LOS	Avg Bill
0-17	11	4.55	\$31,998	6	3.00	\$20,227	10	3.60	\$32,188	5	9.00	\$70,649	11	3.09	\$31,751
18-35	112	3.98	\$37,480	118	4.42	\$41,341	100	3.30	\$34,207	118	3.92	\$48,201	111	3.47	\$47,838
36-49	280	4.50	\$42,840	241	4.37	\$39,732	274	4.26	\$47,366	266	4.28	\$48,121	247	3.40	\$50,172
50-64	526	4.34	\$41,565	504	4.21	\$41,671	427	4.74	\$49,734	478	3.95	\$47,869	481	4.73	\$58,210
65+	849	4.32	\$43,720	853	3.85	\$41,090	727	3.97	\$43,117	725	4.12	\$49,322	741	5.22	\$55,691
Total	1,778	4.33	\$42,478	1,722	4.06	\$41,015	1,538	4.19	\$45,061	1,592	4.10	\$48,669	1,591	4.65	\$54,882

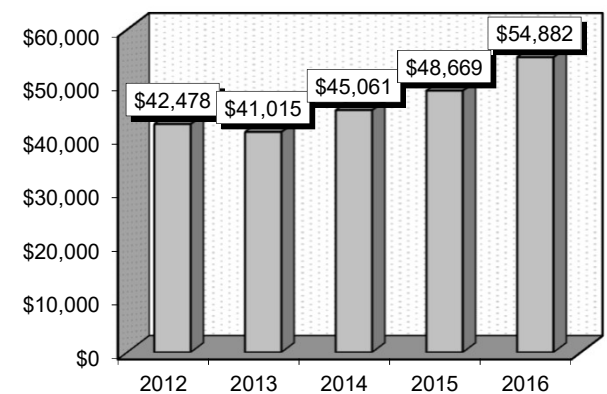
Patient Discharges (Cases)



Average Length of Stay (Avg LOS)



Average Billed Charges (Avg Bill)



County / Hospital	2012			2013			2014			2015			2016		
	Cases	Avg LOS	Avg Bill	Cases	Avg LOS	Avg Bill	Cases	Avg LOS	Avg Bill	Cases	Avg LOS	Avg Bill	Cases	Avg LOS	Avg Bill
Clark															
Centennial Hills	49	5.37	\$57,040	52	3.88	\$50,452	56	3.20	\$49,259	69	3.99	\$58,545	57	4.33	\$74,024
Desert Springs	123	5.12	\$51,935	96	4.33	\$54,721	77	5.16	\$57,892	88	4.25	\$56,341	115	4.97	\$64,286
Henderson Hospital	0	0.00	\$0	0	0.00	\$0	0	0.00	\$0	0	0.00	\$0	6	2.17	\$39,984
Mountain View	134	5.15	\$60,403	126	4.67	\$56,264	141	3.88	\$50,466	149	4.54	\$66,419	139	3.73	\$57,392
Mountain's Edge	0	0.00	\$0	0	0.00	\$0	0	0.00	\$0	2	7.50	\$33,382	24	11.63	\$79,618
North Vista	50	6.20	\$48,313	55	5.75	\$44,575	38	5.58	\$44,640	54	3.80	\$32,133	44	3.36	\$34,773
Southern Hills	41	2.24	\$24,390	52	4.50	\$44,287	54	3.98	\$43,298	47	3.00	\$44,465	47	4.72	\$55,709
Spring Valley	73	4.71	\$65,349	97	4.35	\$54,755	83	4.31	\$62,073	88	4.65	\$63,725	86	5.13	\$75,256
St. Rose-Rose de Lima	59	3.95	\$33,889	53	3.17	\$34,719	32	4.13	\$47,103	25	3.76	\$38,305	34	6.26	\$68,126
St. Rose-San Martin	72	4.68	\$38,315	48	4.52	\$47,916	41	5.54	\$53,407	46	3.52	\$50,336	31	3.35	\$53,436
St. Rose-Siena	80	3.93	\$33,562	128	3.78	\$40,192	80	4.90	\$57,680	87	4.30	\$59,848	91	3.38	\$53,538
Summerlin	115	4.34	\$59,092	107	5.43	\$60,193	101	4.09	\$59,659	106	3.56	\$66,461	125	4.40	\$81,333
Sunrise	173	4.92	\$63,137	171	3.74	\$49,338	194	4.40	\$54,152	176	4.31	\$57,415	186	4.21	\$64,123
UMC	175	3.65	\$26,764	163	4.34	\$28,600	152	4.57	\$32,933	135	4.87	\$45,382	119	4.60	\$46,488
Valley	120	5.72	\$67,983	118	3.97	\$48,859	82	4.55	\$66,167	96	4.29	\$60,578	102	4.45	\$68,299
Total	1,264	4.66	\$50,211	1,266	4.30	\$47,094	1,131	4.41	\$51,983	1,168	4.22	\$56,477	1,206	4.48	\$62,850
Washoe															
Carson Tahoe	40	3.03	\$24,599	55	3.29	\$27,494	64	3.19	\$24,239	60	3.70	\$29,031	43	3.84	\$30,510
Northern Nevada	29	2.76	\$29,025	16	3.06	\$26,723	16	2.69	\$33,169	18	3.39	\$43,114	18	3.61	\$39,911
Renown Regional	199	4.04	\$27,844	146	3.97	\$28,968	125	4.10	\$29,189	137	4.61	\$30,247	140	4.11	\$35,352
Renown S. Meadows	48	2.65	\$17,056	42	2.31	\$19,262	43	3.30	\$23,608	46	2.67	\$21,990	26	2.27	\$23,991
Saint Mary's	91	3.80	\$23,159	101	3.96	\$28,117	94	3.31	\$23,709	84	2.94	\$26,341	85	3.62	\$28,101
Sierra Surgery	0	0.00	\$0	0	0.00	\$0	0	0.00	\$0	0	0.00	\$0	0	0.00	\$0
Total	407	3.63	\$25,290	360	3.63	\$27,272	342	3.54	\$26,241	345	3.72	\$28,655	312	3.76	\$32,025
Rural															
Battle Mountain	0	0.00	\$0	1	1.00	\$4,849	0	0.00	\$0	0	0.00	\$0	1	2.00	\$5,793
Boulder City	6	3.50	\$8,516	6	4.67	\$14,985	2	16.00	\$65,845	9	10.67	\$33,975	5	13.00	\$34,951
Carson Valley	5	3.80	\$22,815	5	2.40	\$16,552	4	1.75	\$13,570	5	3.40	\$12,799	7	2.00	\$10,643
Churchill	24	3.21	\$12,852	13	2.85	\$11,861	7	3.57	\$19,652	5	2.20	\$13,962	7	2.71	\$11,916
Desert View	20	3.30	\$15,463	11	2.36	\$13,565	20	3.35	\$23,905	24	2.67	\$17,740	19	2.89	\$18,932
Grover C. Dils	0	0.00	\$0	2	4.00	\$4,718	0	0.00	\$0	0	0.00	\$0	0	0.00	\$0
Humboldt	8	3.00	\$16,752	6	5.50	\$26,211	1	1.00	\$6,064	4	4.75	\$27,495	7	6.86	\$43,978
Incline Village	0	0.00	\$0	0	0.00	\$0	0	0.00	\$0	0	0.00	\$0	0	0.00	\$0
Mesa View	3	3.00	\$17,080	4	2.00	\$8,882	4	3.75	\$18,619	5	2.80	\$12,320	2	3.00	\$15,851
Mount Grant	2	1.50	\$4,146	1	2.00	\$4,298	3	5.00	\$21,618	2	10.00	\$17,456	6	94.50	\$5,112
Northeastern	28	3.04	\$24,528	17	3.00	\$24,655	22	3.05	\$25,604	20	2.75	\$25,488	18	2.50	\$23,705
Nye	7	3.43	\$9,821	26	1.00	\$1,507	0	0.00	\$0	0	0.00	\$0	0	0.00	\$0
Pershing	1	4.00	\$8,033	0	0.00	\$0	0	0.00	\$0	1	4.00	\$9,967	0	0.00	\$0
South Lyon	0	0.00	\$0	2	2.50	\$7,078	0	0.00	\$0	0	0.00	\$0	0	0.00	\$0
William Bee Ririe	3	2.33	\$9,174	2	3.50	\$14,205	2	3.00	\$13,117	4	1.50	\$9,343	1	8.00	\$33,122
Total	107	3.17	\$16,519	96	2.54	\$12,379	65	3.62	\$23,639	79	3.87	\$20,619	73	11.36	\$20,934
All Counties	1,778	4.33	\$42,478	1,722	4.06	\$41,015	1,538	4.19	\$45,061	1,592	4.10	\$48,669	1,591	4.65	\$54,882

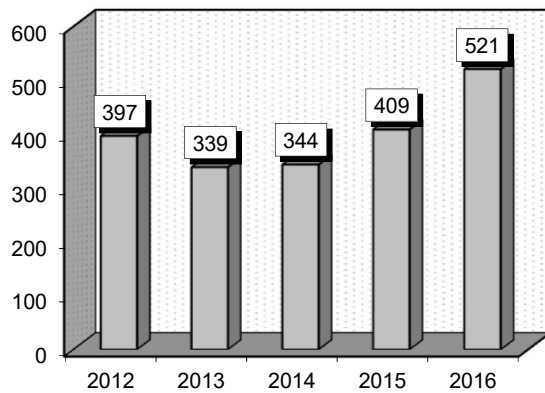
Atherosclerosis (302-303)

Diagnoses: that frequently accompanied Atherosclerosis were: 1) Unspecified essential hypertension (4019), 2) Intermediate coronary syndrome (4111), 3) Old myocardial infarction (412), 4) Tobacco use disorder (3051), 5) Long-term (current) use of aspirin (V5866), 6) Other and unspecified hyperlipidemia (2724), 7) Esophageal reflux (53081).

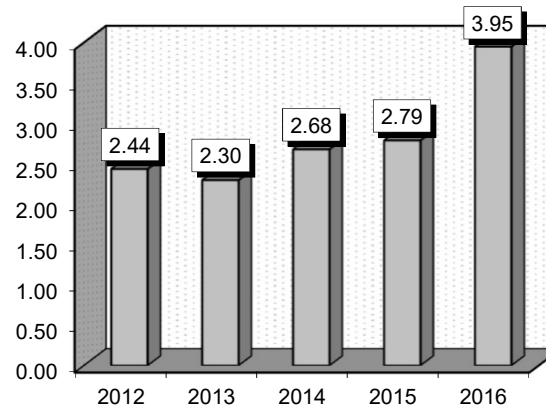
Definitions: **Hypertension:** High blood pressure. **Myocardial infarction:** Death of the cells of an area of the heart muscle (myocardium) as a result of oxygen deprivation, which in turn is caused by obstruction of the blood supply; commonly referred to as a heart attack. **Necrosis:** Death of cells or tissues through injury or disease, especially in a localized area of the body. **Myocardium:** The middle layer of the heart, consisting of cardiac muscle. **Embolism:** The obstruction of a blood vessel by a foreign substance or a blood clot that travels through the bloodstream, lodging in a blood vessel, plugging the vessel. Foreign substances that can cause embolisms include air bubbles, amniotic fluid, globules of fat, clumps of bacteria, chemicals (such as talc), and drugs (mainly illegal ones). **Thrombosis:** Formation of a clot in the blood that either blocks, or partially blocks a blood vessel. The thrombus may lead to infarction, or death of tissue, due to a blocked blood supply. **Hyperlipidemia:** An abnormally high concentration of fats or lipids in the blood. **Atrial fibrillation:** An irregular and often very fast heart rate. The heart's two upper chambers (the atria) beat chaotically and irregularly - out of coordination with the two lower chambers (the ventricles) of the heart. **Atherosclerosis:** The build up of a waxy plaque on the inside of blood vessels.

Gender	2012			2013			2014			2015			2016		
	Cases	Avg LOS	Avg Bill	Cases	Avg LOS	Avg Bill	Cases	Avg LOS	Avg Bill	Cases	Avg LOS	Avg Bill	Cases	Avg LOS	Avg Bill
Male	241	2.57	\$28,003	228	2.34	\$30,833	233	2.35	\$32,388	262	2.71	\$36,033	343	4.32	\$48,804
Female	156	2.22	\$33,437	111	2.21	\$32,774	111	3.38	\$44,983	147	2.93	\$42,440	178	3.23	\$45,724
Age Group	Cases	Avg LOS	Avg Bill	Cases	Avg LOS	Avg Bill	Cases	Avg LOS	Avg Bill	Cases	Avg LOS	Avg Bill	Cases	Avg LOS	Avg Bill
0-17	1	1.00	\$49,791	0	0.00	\$0	0	0.00	\$0	0	0.00	\$0	0	0.00	\$0
18-35	3	8.33	\$57,674	5	2.60	\$43,509	3	1.67	\$44,225	4	1.50	\$27,209	1	2.00	\$20,657
36-49	46	2.89	\$32,875	28	2.21	\$29,194	30	2.47	\$40,269	36	1.75	\$26,715	57	3.49	\$42,418
50-64	121	2.19	\$27,902	114	2.32	\$31,875	124	3.38	\$41,475	140	2.40	\$37,344	170	3.52	\$45,694
65+	226	2.40	\$30,326	192	2.29	\$31,246	187	2.27	\$32,384	229	3.21	\$40,963	293	4.29	\$50,076
Total	397	2.44	\$30,138	339	2.30	\$31,469	344	2.68	\$36,452	409	2.79	\$38,336	521	3.95	\$47,752

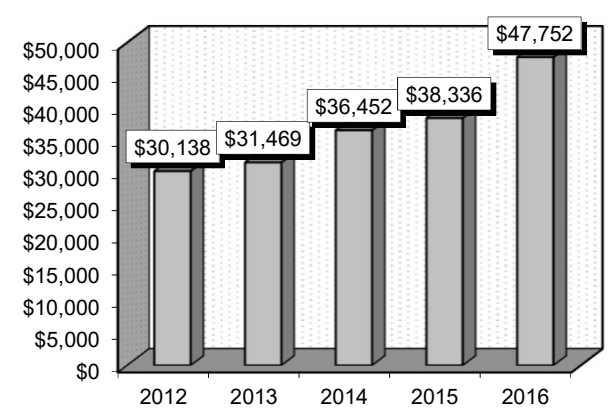
Patient Discharges (Cases)



Average Length of Stay (Avg LOS)



Average Billed Charges (Avg Bill)



County / Hospital	2012			2013			2014			2015			2016		
	Cases	Avg LOS	Avg Bill	Cases	Avg LOS	Avg Bill	Cases	Avg LOS	Avg Bill	Cases	Avg LOS	Avg Bill	Cases	Avg LOS	Avg Bill
Clark															
Centennial Hills	16	3.44	\$45,333	11	1.64	\$51,307	14	1.93	\$48,288	10	3.30	\$56,601	15	2.20	\$56,848
Desert Springs	31	2.48	\$35,159	22	2.82	\$37,918	28	3.04	\$42,338	42	3.76	\$56,817	49	4.27	\$52,808
Henderson Hospital	0	0.00	\$0	0	0.00	\$0	0	0.00	\$0	0	0.00	\$0	0	0.00	\$0
Mountain View	28	2.61	\$36,036	33	2.48	\$43,390	44	2.07	\$43,078	27	2.74	\$56,538	28	2.04	\$44,542
Mountain's Edge	0	0.00	\$0	0	0.00	\$0	0	0.00	\$0	0	0.00	\$0	26	15.92	\$122,501
North Vista	2	1.50	\$24,078	8	2.25	\$29,602	7	1.86	\$39,484	54	1.72	\$22,886	49	1.98	\$24,274
Southern Hills	9	1.44	\$22,473	9	1.33	\$22,844	8	3.25	\$42,118	13	2.08	\$34,883	9	1.89	\$38,093
Spring Valley	18	1.83	\$39,370	19	1.63	\$44,355	15	2.53	\$49,816	21	4.62	\$42,068	23	5.74	\$55,383
St. Rose-Rose de Lima	6	2.67	\$30,190	10	2.70	\$31,098	8	2.25	\$28,426	2	1.50	\$47,498	13	8.46	\$83,752
St. Rose-San Martin	9	2.11	\$19,999	6	2.00	\$41,056	6	3.17	\$45,861	6	5.17	\$66,747	2	4.00	\$59,314
St. Rose-Siena	18	2.56	\$34,314	9	1.44	\$28,376	6	2.17	\$28,809	7	2.71	\$51,235	16	3.06	\$71,769
Summerlin	20	3.05	\$30,828	25	3.48	\$34,154	14	2.57	\$43,020	24	3.58	\$54,864	37	5.62	\$73,693
Sunrise	51	2.04	\$38,745	38	2.32	\$38,286	34	6.12	\$70,291	29	3.34	\$54,342	44	4.14	\$73,029
UMC	38	3.39	\$32,166	24	4.00	\$33,395	29	2.83	\$22,997	31	2.58	\$28,882	13	3.38	\$37,424
Valley	31	2.68	\$41,239	33	2.06	\$32,341	21	2.86	\$47,121	35	3.31	\$49,213	39	4.15	\$59,281
Total	277	2.57	\$35,579	247	2.49	\$36,866	234	3.06	\$44,622	301	3.04	\$44,572	363	4.74	\$59,980
Washoe															
Carson Tahoe	10	1.60	\$14,906	5	1.00	\$13,702	15	1.73	\$17,175	24	1.96	\$19,359	17	2.24	\$20,587
Northern Nevada	4	1.75	\$26,428	5	1.60	\$29,689	2	3.00	\$37,009	2	2.00	\$56,122	2	1.50	\$41,851
Renown Regional	38	2.39	\$21,409	12	3.25	\$24,939	22	2.18	\$24,798	9	1.89	\$23,170	23	2.43	\$25,782
Renown S. Meadows	3	1.00	\$21,808	0	0.00	\$0	2	1.00	\$11,056	0	0.00	\$0	1	7.00	\$46,599
Saint Mary's	44	1.68	\$15,725	58	1.47	\$15,619	61	1.59	\$16,951	65	1.80	\$18,863	98	1.63	\$17,452
Sierra Surgery	0	0.00	\$0	0	0.00	\$0	0	0.00	\$0	0	0.00	\$0	0	0.00	\$0
Total	99	1.93	\$18,441	80	1.71	\$17,777	102	1.75	\$18,954	100	1.85	\$20,115	141	1.87	\$19,742
Rural															
Battle Mountain	0	0.00	\$0	0	0.00	\$0	0	0.00	\$0	0	0.00	\$0	0	0.00	\$0
Boulder City	1	3.00	\$3,513	1	10.00	\$49,757	0	0.00	\$0	1	20.00	\$77,783	1	22.00	\$94,363
Carson Valley	0	0.00	\$0	0	0.00	\$0	3	1.33	\$11,357	0	0.00	\$0	1	1.00	\$8,068
Churchill	2	2.50	\$13,762	0	0.00	\$0	1	10.00	\$34,948	0	0.00	\$0	1	11.00	\$40,400
Desert View	5	1.60	\$10,770	2	2.00	\$14,018	2	5.00	\$36,211	4	4.75	\$28,433	3	2.00	\$16,135
Grover C. Dils	1	1.00	\$2,058	0	0.00	\$0	0	0.00	\$0	0	0.00	\$0	1	2.00	\$5,978
Humboldt	0	0.00	\$0	0	0.00	\$0	0	0.00	\$0	0	0.00	\$0	0	0.00	\$0
Incline Village	0	0.00	\$0	0	0.00	\$0	0	0.00	\$0	0	0.00	\$0	0	0.00	\$0
Mesa View	1	1.00	\$13,597	1	1.00	\$6,830	0	0.00	\$0	0	0.00	\$0	1	5.00	\$30,347
Mount Grant	2	15.00	\$29,706	0	0.00	\$0	0	0.00	\$0	0	0.00	\$0	6	3.00	\$7,890
Northeastern	4	2.25	\$21,527	1	6.00	\$46,497	2	1.50	\$11,547	2	1.00	\$24,244	2	1.50	\$19,988
Nye	4	1.50	\$8,097	7	1.00	\$1,270	0	0.00	\$0	0	0.00	\$0	0	0.00	\$0
Pershing	0	0.00	\$0	0	0.00	\$0	0	0.00	\$0	0	0.00	\$0	0	0.00	\$0
South Lyon	0	0.00	\$0	0	0.00	\$0	0	0.00	\$0	0	0.00	\$0	0	0.00	\$0
William Bee Ririe	1	1.00	\$5,338	0	0.00	\$0	0	0.00	\$0	1	1.00	\$11,603	1	3.00	\$7,597
Total	21	3.05	\$13,514	12	2.33	\$11,668	8	3.38	\$20,567	8	5.25	\$31,451	17	4.18	\$18,969
All Counties	397	2.44	\$30,138	339	2.30	\$31,469	344	2.68	\$36,452	409	2.79	\$38,336	521	3.95	\$47,752

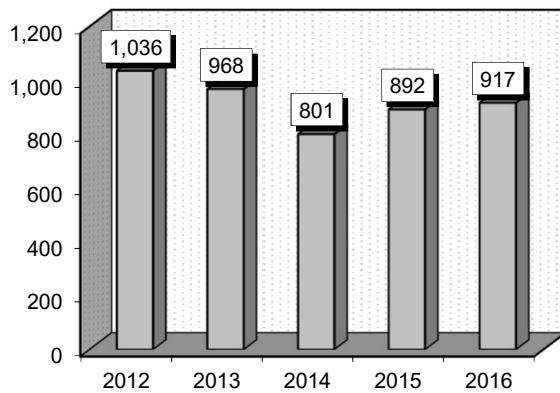
Hypertension (304-305)

Diagnoses: that frequently accompanied Hypertension were: 1) Diabetes mellitus without mention of complication, type II or unspecified type, not stated as uncontrolled (25000), 2) Tobacco use disorder (3051), 3) Other and unspecified hyperlipidemia (2724), 4) Other chest pain (78659), 5) Hypopotassemia (2768).

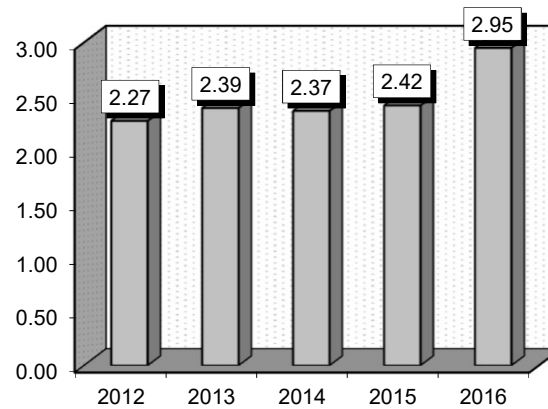
Definitions: **Diabetes mellitus:** A condition in which the pancreas no longer produces enough insulin or cells stop responding to the insulin that is produced, so that glucose in the blood cannot be absorbed into the cells of the body. **Hyperglycemia:** An abnormally high concentration of glucose in the circulating blood, seen especially in patients with diabetes mellitus. **Hypertension:** High blood pressure. **Hyperlipidemia:** An abnormally high concentration of fats or lipids in the blood. **Chest pain:** A physical complaint that requires immediate diagnosis and evaluation. **Hypopotassemia:** A deficiency of potassium in the blood.

Gender	2012			2013			2014			2015			2016		
	Cases	Avg LOS	Avg Bill	Cases	Avg LOS	Avg Bill	Cases	Avg LOS	Avg Bill	Cases	Avg LOS	Avg Bill	Cases	Avg LOS	Avg Bill
Male	397	2.21	\$28,572	410	2.47	\$31,400	341	2.40	\$33,919	337	2.04	\$33,007	392	2.56	\$42,768
Female	639	2.31	\$29,198	558	2.34	\$30,788	460	2.34	\$33,158	555	2.64	\$38,433	525	3.24	\$41,281
Age Group	Cases	Avg LOS	Avg Bill	Cases	Avg LOS	Avg Bill	Cases	Avg LOS	Avg Bill	Cases	Avg LOS	Avg Bill	Cases	Avg LOS	Avg Bill
0-17	3	2.33	\$9,396	5	3.40	\$41,682	8	4.75	\$42,322	2	2.00	\$30,257	5	3.60	\$37,594
18-35	36	2.03	\$31,015	49	2.18	\$41,364	54	2.74	\$40,839	57	2.04	\$34,569	44	2.82	\$47,046
36-49	209	2.05	\$27,839	185	2.16	\$31,095	161	2.23	\$32,978	200	2.08	\$37,363	208	2.40	\$43,794
50-64	371	2.26	\$29,981	354	2.37	\$29,474	250	2.32	\$34,639	277	2.67	\$38,176	287	2.32	\$41,170
65+	417	2.42	\$28,572	375	2.54	\$31,019	328	2.34	\$31,421	356	2.47	\$34,762	373	3.74	\$40,897
Total	1,036	2.27	\$28,958	968	2.39	\$31,047	801	2.37	\$33,482	892	2.42	\$36,383	917	2.95	\$41,917

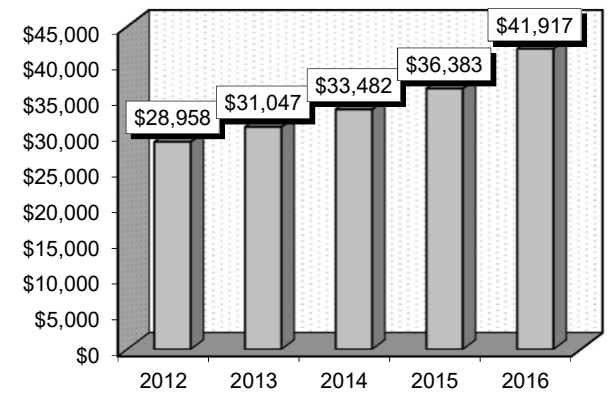
Patient Discharges (Cases)



Average Length of Stay (Avg LOS)



Average Billed Charges (Avg Bill)



County / Hospital	2012			2013			2014			2015			2016		
	Cases	Avg LOS	Avg Bill	Cases	Avg LOS	Avg Bill	Cases	Avg LOS	Avg Bill	Cases	Avg LOS	Avg Bill	Cases	Avg LOS	Avg Bill
Clark															
Centennial Hills	37	1.89	\$33,200	49	1.90	\$38,684	34	1.65	\$39,364	40	2.05	\$48,194	55	2.27	\$50,462
Desert Springs	69	2.43	\$32,857	61	3.85	\$51,411	33	3.39	\$43,700	51	2.43	\$43,565	48	2.10	\$43,865
Henderson Hospital	0	0.00	\$0	0	0.00	\$0	0	0.00	\$0	0	0.00	\$0	4	1.50	\$38,003
Mountain View	136	2.19	\$34,500	79	2.46	\$39,808	117	2.18	\$37,897	100	2.88	\$48,573	122	2.52	\$54,923
Mountain's Edge	0	0.00	\$0	0	0.00	\$0	0	0.00	\$0	0	0.00	\$0	10	3.30	\$18,531
North Vista	41	2.90	\$28,973	35	3.09	\$34,725	32	2.22	\$34,594	103	1.78	\$25,277	35	1.63	\$26,639
Southern Hills	50	1.72	\$21,317	24	1.79	\$28,213	27	2.26	\$32,136	40	2.13	\$35,609	36	1.86	\$33,587
Spring Valley	32	2.41	\$31,362	35	1.80	\$50,050	29	1.97	\$40,651	49	1.73	\$37,798	50	2.70	\$64,231
St. Rose-Rose de Lima	36	2.58	\$31,953	37	2.32	\$33,057	21	1.90	\$29,110	13	2.92	\$47,299	14	3.14	\$50,819
St. Rose-San Martin	22	2.32	\$32,166	21	2.19	\$33,240	19	1.95	\$27,860	18	2.33	\$43,517	14	2.36	\$42,630
St. Rose-Siena	34	2.47	\$34,123	28	2.82	\$44,926	17	2.59	\$39,691	16	4.06	\$55,786	31	3.00	\$46,838
Summerlin	45	2.33	\$38,345	59	2.32	\$40,287	38	3.32	\$47,227	37	2.03	\$41,636	54	3.22	\$67,123
Sunrise	117	2.38	\$38,017	68	3.41	\$52,485	131	2.85	\$45,795	105	3.73	\$55,446	101	2.93	\$58,031
UMC	105	2.45	\$25,343	90	2.86	\$25,159	49	2.98	\$28,871	38	2.03	\$29,804	60	3.13	\$35,311
Valley	56	2.66	\$36,164	67	2.49	\$36,731	41	2.12	\$33,372	65	2.03	\$35,800	53	1.91	\$39,970
Total	780	2.35	\$32,465	653	2.66	\$39,312	588	2.49	\$38,707	675	2.47	\$41,481	687	2.56	\$49,134
Washoe															
Carson Tahoe	13	1.46	\$13,040	21	2.52	\$24,465	30	1.60	\$17,282	37	1.86	\$17,231	45	2.02	\$19,478
Northern Nevada	9	2.56	\$28,476	4	1.00	\$31,057	3	2.67	\$41,023	3	1.67	\$35,168	7	2.00	\$35,605
Renown Regional	94	1.99	\$23,102	53	2.36	\$22,844	36	2.56	\$25,464	21	2.57	\$29,001	33	2.61	\$27,171
Renown S. Meadows	26	1.73	\$20,843	21	1.52	\$20,632	5	1.20	\$17,625	5	2.40	\$24,803	17	1.71	\$22,680
Saint Mary's	46	1.61	\$16,660	81	2.05	\$17,515	98	1.86	\$17,582	126	2.25	\$20,104	104	2.00	\$18,554
Sierra Surgery	0	0.00	\$0	0	0.00	\$0	0	0.00	\$0	0	0.00	\$0	0	0.00	\$0
Total	188	1.85	\$20,775	180	2.11	\$20,559	172	1.95	\$19,589	192	2.20	\$20,881	206	2.08	\$21,056
Rural															
Battle Mountain	0	0.00	\$0	1	1.00	\$2,700	0	0.00	\$0	0	0.00	\$0	0	0.00	\$0
Boulder City	3	4.00	\$5,922	2	4.00	\$5,904	2	1.50	\$14,845	1	1.00	\$3,122	1	6.00	\$11,298
Carson Valley	0	0.00	\$0	1	2.00	\$7,979	0	0.00	\$0	2	4.50	\$17,589	1	4.00	\$20,914
Churchill	12	2.42	\$13,542	3	2.67	\$16,879	8	2.75	\$17,637	5	1.20	\$14,030	4	1.25	\$8,219
Desert View	29	2.34	\$9,714	20	2.40	\$14,782	16	1.94	\$16,079	8	2.25	\$17,818	5	2.40	\$16,551
Grover C. Dils	0	0.00	\$0	1	2.00	\$5,703	0	0.00	\$0	0	0.00	\$0	0	0.00	\$0
Humboldt	2	3.50	\$14,807	2	5.00	\$37,105	4	1.50	\$19,045	1	3.00	\$13,799	0	0.00	\$0
Incline Village	0	0.00	\$0	0	0.00	\$0	0	0.00	\$0	0	0.00	\$0	0	0.00	\$0
Mesa View	3	1.33	\$8,253	2	1.50	\$9,015	1	2.00	\$8,633	2	3.00	\$17,635	1	2.00	\$15,816
Mount Grant	10	2.40	\$8,366	6	2.00	\$8,090	5	3.40	\$12,981	2	4.50	\$12,526	7	68.14	\$4,788
Northeastern	5	2.80	\$23,920	3	2.67	\$27,786	4	2.75	\$26,278	4	3.00	\$29,927	5	2.20	\$29,591
Nye	1	8.00	\$33,502	94	1.00	\$888	0	0.00	\$0	0	0.00	\$0	0	0.00	\$0
Pershing	0	0.00	\$0	0	0.00	\$0	0	0.00	\$0	0	0.00	\$0	0	0.00	\$0
South Lyon	0	0.00	\$0	0	0.00	\$0	0	0.00	\$0	0	0.00	\$0	0	0.00	\$0
William Bee Ririe	3	2.00	\$6,412	0	0.00	\$0	1	2.00	\$6,768	0	0.00	\$0	0	0.00	\$0
Total	68	2.53	\$11,358	135	1.45	\$5,053	41	2.29	\$16,821	25	2.56	\$17,793	24	21.54	\$14,380
All Counties	1,036	2.27	\$28,958	968	2.39	\$31,047	801	2.37	\$33,482	892	2.42	\$36,383	917	2.95	\$41,917

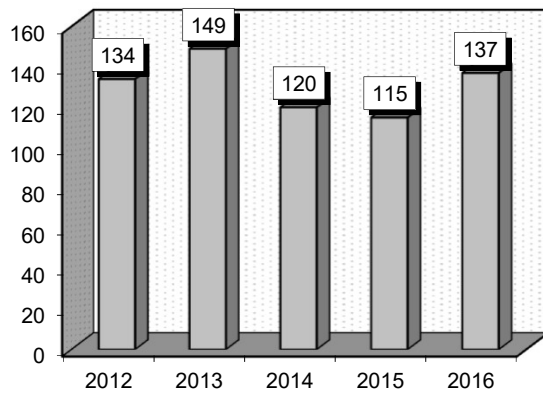
Cardiac Congenital & Valvular Disorders (306-307)

Diagnoses: that frequently accompanied Cardiac Congenital & Valvular Disorders were: 1) Aortic valve disorders (4241), 2) Congestive heart failure, unspecified (4280), 3) Unspecified essential hypertension (4019), 4) Other and unspecified hyperlipidemia (2724).

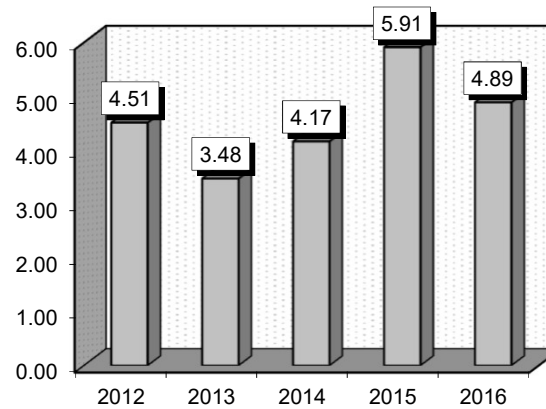
Definitions: **Aorta:** The main artery of the body, supplying oxygenated blood to the circulatory system. **Septal defect:** A defect in the wall separating the left and right sides of the heart. **Hypertension:** High blood pressure. **Hyperlipidemia:** An abnormally high concentration of fats or lipids in the blood. **Chest pain:** A physical complaint that requires immediate diagnosis and evaluation.

Gender	2012			2013			2014			2015			2016		
	Cases	Avg LOS	Avg Bill	Cases	Avg LOS	Avg Bill	Cases	Avg LOS	Avg Bill	Cases	Avg LOS	Avg Bill	Cases	Avg LOS	Avg Bill
Male	65	5.25	\$58,311	69	3.32	\$50,600	63	4.30	\$52,023	45	7.29	\$58,124	64	4.72	\$59,010
Female	69	3.83	\$41,772	80	3.61	\$39,749	57	4.02	\$49,942	70	5.03	\$65,808	73	5.04	\$57,435
Age Group	Cases	Avg LOS	Avg Bill	Cases	Avg LOS	Avg Bill	Cases	Avg LOS	Avg Bill	Cases	Avg LOS	Avg Bill	Cases	Avg LOS	Avg Bill
0-17	16	7.88	\$66,367	20	3.95	\$56,806	19	8.00	\$77,817	12	10.42	\$181,668	20	3.00	\$36,971
18-35	8	3.50	\$37,163	4	2.00	\$101,664	3	1.33	\$30,772	6	7.00	\$97,782	3	6.00	\$83,040
36-49	14	2.50	\$43,917	17	6.35	\$53,044	4	2.00	\$52,523	6	4.00	\$36,230	6	1.17	\$62,148
50-64	13	3.46	\$46,508	14	2.86	\$55,582	18	3.06	\$46,671	8	19.13	\$58,948	14	4.50	\$51,187
65+	83	4.47	\$49,324	94	3.01	\$36,688	76	3.70	\$46,094	83	4.05	\$45,379	94	5.55	\$62,674
Total	134	4.51	\$49,795	149	3.48	\$44,774	120	4.17	\$51,035	115	5.91	\$62,801	137	4.89	\$58,171

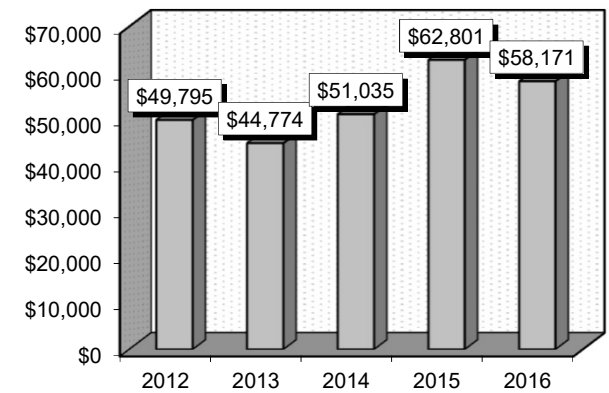
Patient Discharges (Cases)



Average Length of Stay (Avg LOS)



Average Billed Charges (Avg Bill)



County / Hospital	2012			2013			2014			2015			2016		
	Cases	Avg LOS	Avg Bill	Cases	Avg LOS	Avg Bill	Cases	Avg LOS	Avg Bill	Cases	Avg LOS	Avg Bill	Cases	Avg LOS	Avg Bill
Clark															
Centennial Hills	1	3.00	\$51,805	4	2.25	\$50,867	4	3.00	\$62,838	6	2.33	\$48,789	6	3.83	\$62,096
Desert Springs	2	14.50	\$155,669	13	8.54	\$74,820	9	3.00	\$41,043	8	3.75	\$70,476	7	5.14	\$58,289
Henderson Hospital	0	0.00	\$0	0	0.00	\$0	0	0.00	\$0	0	0.00	\$0	0	0.00	\$0
Mountain View	8	6.75	\$102,273	8	5.00	\$72,830	10	3.00	\$40,694	6	3.33	\$52,002	4	8.00	\$159,063
Mountain's Edge	0	0.00	\$0	0	0.00	\$0	0	0.00	\$0	0	0.00	\$0	6	17.00	\$129,591
North Vista	2	4.50	\$53,802	1	8.00	\$55,752	1	6.00	\$24,380	1	8.00	\$56,084	0	0.00	\$0
Southern Hills	2	2.50	\$46,730	4	2.75	\$32,951	0	0.00	\$0	2	2.50	\$34,091	1	1.00	\$16,815
Spring Valley	6	2.50	\$39,240	5	6.60	\$54,461	3	5.67	\$41,687	1	1.00	\$20,685	9	4.89	\$56,462
St. Rose-Rose de Lima	4	5.50	\$56,852	4	5.00	\$74,909	4	2.25	\$40,705	2	2.00	\$42,671	1	6.00	\$106,948
St. Rose-San Martin	11	4.82	\$39,448	5	1.60	\$28,208	3	6.33	\$249,129	2	4.00	\$46,523	3	4.00	\$75,045
St. Rose-Siena	12	4.67	\$51,811	5	2.20	\$32,412	1	2.00	\$21,099	6	4.17	\$46,320	5	2.20	\$54,174
Summerlin	8	1.75	\$26,874	12	3.17	\$38,129	8	3.00	\$50,340	7	8.57	\$112,581	12	4.83	\$64,614
Sunrise	20	5.35	\$81,428	30	2.83	\$57,169	26	4.88	\$66,188	20	4.90	\$112,652	25	5.52	\$81,222
UMC	11	4.27	\$27,746	4	3.50	\$31,531	9	8.11	\$72,629	4	36.00	\$80,301	7	3.43	\$44,533
Valley	5	1.20	\$36,522	7	3.71	\$93,586	7	3.29	\$45,157	3	3.33	\$41,876	3	5.33	\$68,269
Total	92	4.57	\$56,873	102	4.06	\$56,620	85	4.34	\$61,198	68	6.28	\$77,320	89	5.65	\$74,661
Washoe															
Carson Tahoe	2	2.50	\$25,480	4	3.00	\$20,112	3	3.67	\$19,588	3	3.67	\$24,384	2	1.50	\$11,830
Northern Nevada	3	3.00	\$32,321	1	1.00	\$22,101	2	2.00	\$27,851	6	2.83	\$35,974	1	10.00	\$42,378
Renown Regional	19	3.89	\$27,489	14	2.93	\$29,993	16	3.31	\$22,920	15	4.67	\$40,423	25	4.48	\$36,015
Renown S. Meadows	3	4.67	\$37,382	5	2.40	\$24,809	2	3.00	\$19,990	1	1.00	\$12,607	6	2.17	\$21,063
Saint Mary's	8	7.38	\$59,018	6	1.67	\$17,298	5	2.20	\$24,721	6	12.50	\$106,431	9	2.00	\$15,754
Sierra Surgery	0	0.00	\$0	0	0.00	\$0	0	0.00	\$0	0	0.00	\$0	0	0.00	\$0
Total	35	4.60	\$35,843	30	2.53	\$25,009	28	3.04	\$23,027	31	5.61	\$49,888	43	3.63	\$28,711
Rural															
Battle Mountain	0	0.00	\$0	0	0.00	\$0	0	0.00	\$0	0	0.00	\$0	0	0.00	\$0
Boulder City	0	0.00	\$0	0	0.00	\$0	2	12.00	\$47,160	0	0.00	\$0	0	0.00	\$0
Carson Valley	1	1.00	\$4,979	0	0.00	\$0	0	0.00	\$0	2	1.00	\$11,025	1	2.00	\$10,192
Churchill	1	3.00	\$19,688	0	0.00	\$0	0	0.00	\$0	3	1.67	\$11,808	0	0.00	\$0
Desert View	3	3.00	\$18,851	6	2.67	\$19,355	3	6.33	\$48,312	8	3.00	\$23,547	0	0.00	\$0
Grover C. Dils	0	0.00	\$0	0	0.00	\$0	0	0.00	\$0	0	0.00	\$0	0	0.00	\$0
Humboldt	1	6.00	\$51,378	1	1.00	\$9,283	1	2.00	\$14,315	2	22.50	\$76,602	0	0.00	\$0
Incline Village	0	0.00	\$0	0	0.00	\$0	0	0.00	\$0	0	0.00	\$0	0	0.00	\$0
Mesa View	0	0.00	\$0	0	0.00	\$0	0	0.00	\$0	0	0.00	\$0	2	2.00	\$13,842
Mount Grant	0	0.00	\$0	0	0.00	\$0	0	0.00	\$0	0	0.00	\$0	0	0.00	\$0
Northeastern	1	5.00	\$53,138	1	2.00	\$15,689	1	1.00	\$24,026	1	3.00	\$18,790	2	2.50	\$26,078
Nye	0	0.00	\$0	9	1.00	\$524	0	0.00	\$0	0	0.00	\$0	0	0.00	\$0
Pershing	0	0.00	\$0	0	0.00	\$0	0	0.00	\$0	0	0.00	\$0	0	0.00	\$0
South Lyon	0	0.00	\$0	0	0.00	\$0	0	0.00	\$0	0	0.00	\$0	0	0.00	\$0
William Bee Ririe	0	0.00	\$0	0	0.00	\$0	0	0.00	\$0	0	0.00	\$0	0	0.00	\$0
Total	7	3.43	\$26,534	17	1.65	\$8,577	7	6.57	\$39,657	16	4.94	\$26,115	5	2.20	\$18,006
All Counties	134	4.51	\$49,795	149	3.48	\$44,774	120	4.17	\$51,035	115	5.91	\$62,801	137	4.89	\$58,171

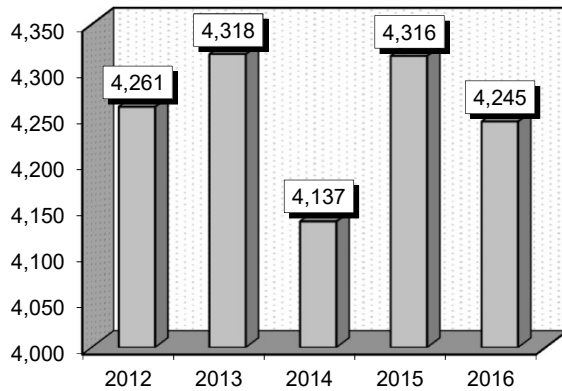
Cardiac Arrhythmia & Conduction Disorders (308-310)

Diagnoses: that frequently accompanied Cardiac Arrhythmia & Conduction Disorders were: 1) Atrial fibrillation (42731), 2) Unspecified essential hypertension (4019), 3) Congestive heart failure, unspecified (4280), 4) Other and unspecified hyperlipidemia (2724), 5) Chronic airway obstruction, not elsewhere classified (496), 6) Diabetes mellitus without mention of complication, type II or unspecified type, not stated as uncontrolled (25000).

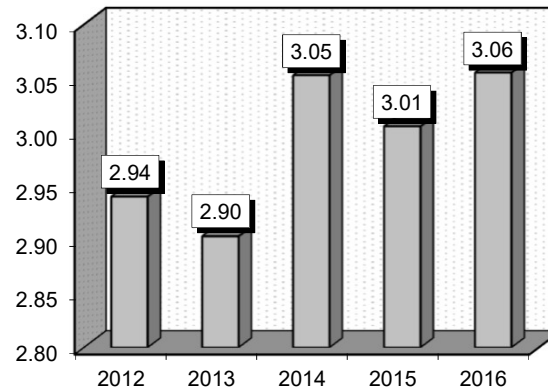
Definitions: **Atrial fibrillation:** An irregular and often very fast heart rate. The heart's two upper chambers (the atria) beat chaotically and irregularly - out of coordination with the two lower chambers (the ventricles) of the heart. **Atrial flutter:** Well-organized but overly rapid contractions of the atrium of the heart. **Sinus node dysfunction:** A group of heart rhythm problems (arrhythmias) in which the sinus node — the heart's natural pacemaker — doesn't work properly. **Cardiac dysrhythmias:** Any abnormality in the rate, regularity, or sequence of cardiac activation. **Paroxysmal ventricular tachycardia:** A rapid heartbeat of sudden onset and termination caused by a quick succession of discharges from an ectopic (an impulse that originates in the heart at a site other than the sinus node) site in the ventricle. **Hypertension:** High blood pressure. **Hyperlipidemia:** An abnormally high concentration of fats or lipids in the blood.

Gender	2012			2013			2014			2015			2016		
	Cases	Avg LOS	Avg Bill	Cases	Avg LOS	Avg Bill	Cases	Avg LOS	Avg Bill	Cases	Avg LOS	Avg Bill	Cases	Avg LOS	Avg Bill
Male	2,307	2.85	\$34,118	2,303	2.84	\$35,939	2,248	2.95	\$40,040	2,340	2.95	\$41,611	2,289	2.94	\$44,747
Female	1,954	3.05	\$34,797	2,015	2.98	\$35,253	1,889	3.17	\$40,253	1,976	3.07	\$42,942	1,956	3.19	\$45,252
Age Group	Cases	Avg LOS	Avg Bill	Cases	Avg LOS	Avg Bill	Cases	Avg LOS	Avg Bill	Cases	Avg LOS	Avg Bill	Cases	Avg LOS	Avg Bill
0-17	23	2.74	\$37,843	28	2.82	\$39,324	28	2.50	\$26,718	31	2.13	\$32,275	19	2.47	\$41,685
18-35	155	1.90	\$26,576	154	1.97	\$28,275	150	1.97	\$30,061	157	2.38	\$37,202	138	2.14	\$35,178
36-49	360	2.38	\$31,000	350	2.27	\$33,648	332	2.26	\$35,345	328	2.09	\$37,263	357	2.33	\$42,994
50-64	1,093	2.79	\$33,351	1,099	2.80	\$34,717	1,040	2.76	\$38,660	1,072	2.72	\$40,580	1,016	2.76	\$42,317
65+	2,630	3.14	\$35,780	2,687	3.08	\$36,626	2,587	3.34	\$42,075	2,728	3.28	\$43,863	2,715	3.31	\$46,759
Total	4,261	2.94	\$34,429	4,318	2.90	\$35,619	4,137	3.05	\$40,137	4,316	3.01	\$42,220	4,245	3.06	\$44,980

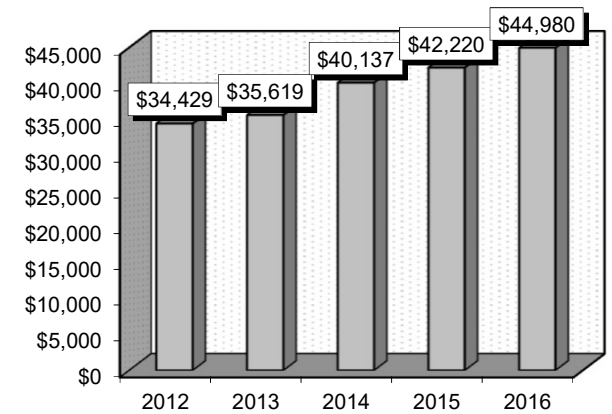
Patient Discharges (Cases)



Average Length of Stay (Avg LOS)



Average Billed Charges (Avg Bill)



County / Hospital	2012			2013			2014			2015			2016		
	Cases	Avg LOS	Avg Bill	Cases	Avg LOS	Avg Bill	Cases	Avg LOS	Avg Bill	Cases	Avg LOS	Avg Bill	Cases	Avg LOS	Avg Bill
Clark															
Centennial Hills	169	3.08	\$43,094	196	2.53	\$45,102	197	2.67	\$47,320	196	2.39	\$41,796	218	2.55	\$51,761
Desert Springs	304	3.36	\$42,358	299	3.46	\$46,817	313	3.35	\$47,642	317	2.99	\$47,999	360	3.00	\$50,017
Henderson Hospital	0	0.00	\$0	0	0.00	\$0	0	0.00	\$0	0	0.00	\$0	8	1.50	\$39,840
Mountain View	294	3.32	\$45,186	297	3.18	\$43,214	377	3.64	\$54,555	435	3.46	\$55,068	412	3.34	\$57,708
Mountain's Edge	0	0.00	\$0	0	0.00	\$0	0	0.00	\$0	4	8.50	\$50,264	24	13.42	\$93,836
North Vista	100	5.03	\$45,237	123	3.85	\$37,486	104	3.89	\$45,801	123	3.20	\$33,020	92	2.23	\$30,581
Southern Hills	97	2.76	\$36,508	80	2.86	\$37,548	108	2.99	\$44,244	143	2.77	\$45,028	106	2.52	\$38,751
Spring Valley	210	2.89	\$41,481	219	2.51	\$38,911	213	2.97	\$52,993	231	2.72	\$50,149	248	2.66	\$51,367
St. Rose-Rose de Lima	163	2.48	\$31,865	158	2.58	\$33,112	118	3.08	\$42,863	122	3.01	\$49,511	117	3.10	\$52,089
St. Rose-San Martin	205	3.05	\$31,171	172	2.85	\$33,845	164	3.38	\$42,263	146	3.53	\$49,683	107	3.07	\$48,985
St. Rose-Siena	310	2.57	\$30,511	309	2.56	\$34,692	270	2.70	\$40,668	189	3.63	\$51,331	271	2.75	\$50,362
Summerlin	275	3.16	\$45,652	275	3.48	\$50,586	242	3.16	\$51,974	305	2.89	\$53,546	296	3.18	\$55,255
Sunrise	394	2.73	\$41,098	384	2.86	\$44,814	371	2.93	\$48,207	411	3.62	\$57,881	359	3.98	\$66,697
UMC	267	3.43	\$33,679	263	2.96	\$26,298	214	3.14	\$28,964	180	3.18	\$39,998	174	3.26	\$38,608
Valley	269	2.75	\$44,798	252	2.91	\$52,426	213	3.53	\$55,936	252	2.92	\$50,893	213	3.09	\$57,060
Total	3,057	3.05	\$39,599	3,027	2.97	\$41,239	2,904	3.18	\$47,236	3,058	3.15	\$50,030	3,005	3.17	\$53,062
Washoe															
Carson Tahoe	196	3.08	\$22,891	201	3.11	\$22,806	210	2.91	\$22,629	238	2.53	\$21,599	232	2.61	\$23,819
Northern Nevada	66	2.24	\$30,457	66	1.98	\$28,691	53	2.81	\$37,090	63	2.14	\$32,901	68	2.35	\$38,731
Renown Regional	392	2.90	\$24,112	460	3.14	\$26,568	393	3.07	\$27,664	373	3.35	\$29,558	393	3.26	\$30,921
Renown S. Meadows	75	2.08	\$21,618	50	2.12	\$23,681	52	2.23	\$24,121	57	2.11	\$22,782	60	2.05	\$24,489
Saint Mary's	218	2.42	\$18,893	271	2.50	\$18,800	290	2.53	\$19,187	286	2.14	\$18,053	289	2.58	\$20,655
Sierra Surgery	0	0.00	\$0	0	0.00	\$0	0	0.00	\$0	0	0.00	\$0	0	0.00	\$0
Total	947	2.72	\$22,902	1,048	2.85	\$23,834	998	2.82	\$24,457	1,017	2.67	\$24,287	1,042	2.80	\$26,632
Rural															
Battle Mountain	0	0.00	\$0	0	0.00	\$0	0	0.00	\$0	0	0.00	\$0	1	1.00	\$4,012
Boulder City	20	2.20	\$6,151	24	3.63	\$18,855	12	1.83	\$12,661	12	2.33	\$15,849	8	5.38	\$17,843
Carson Valley	11	1.73	\$15,220	17	2.18	\$22,114	15	2.07	\$17,890	31	2.19	\$16,591	17	2.41	\$21,502
Churchill	41	3.15	\$18,181	34	2.62	\$17,285	16	2.44	\$15,247	35	2.17	\$14,658	24	3.08	\$17,859
Desert View	74	2.50	\$14,051	61	2.21	\$14,745	99	2.19	\$18,085	77	2.45	\$18,083	71	2.28	\$16,995
Grover C. Dils	2	3.50	\$6,676	0	0.00	\$0	1	3.00	\$8,444	0	0.00	\$0	1	4.00	\$6,312
Humboldt	8	2.00	\$13,908	18	2.00	\$15,982	17	3.00	\$19,121	15	4.00	\$23,615	12	4.58	\$22,574
Incline Village	0	0.00	\$0	0	0.00	\$0	0	0.00	\$0	0	0.00	\$0	0	0.00	\$0
Mesa View	35	2.06	\$13,099	22	2.05	\$12,327	29	2.21	\$12,748	33	2.45	\$15,831	19	2.84	\$16,013
Mount Grant	7	4.14	\$11,694	11	2.73	\$9,060	4	5.50	\$19,910	3	1.33	\$3,230	2	1.00	\$1,733
Northeastern	43	2.21	\$24,689	35	2.31	\$26,141	35	3.29	\$32,000	26	2.77	\$32,463	31	2.16	\$27,255
Nye	4	2.25	\$11,010	12	1.00	\$971	0	0.00	\$0	0	0.00	\$0	0	0.00	\$0
Pershing	1	3.00	\$5,409	0	0.00	\$0	1	3.00	\$11,997	0	0.00	\$0	1	1.00	\$3,901
South Lyon	3	4.33	\$12,084	2	1.00	\$4,263	0	0.00	\$0	0	0.00	\$0	1	2.00	\$7,493
William Bee Ririe	8	2.13	\$9,364	7	2.00	\$12,110	6	2.50	\$15,803	9	4.56	\$21,147	10	3.50	\$14,902
Total	257	2.48	\$15,419	243	2.34	\$16,436	235	2.48	\$18,997	241	2.57	\$18,799	198	2.73	\$18,878
All Counties	4,261	2.94	\$34,429	4,318	2.90	\$35,619	4,137	3.05	\$40,137	4,316	3.01	\$42,220	4,245	3.06	\$44,980

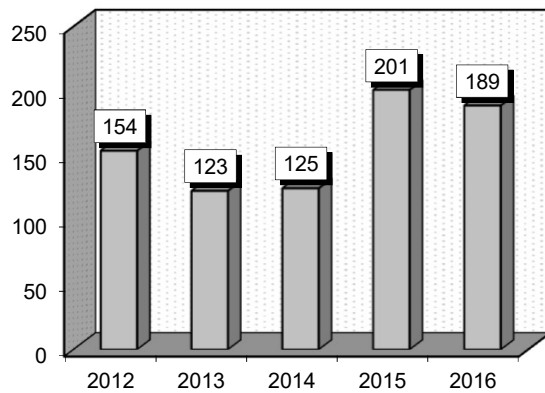
Angina Pectoris (311)

Diagnoses: that frequently accompanied Angina Pectoris were: 1) Intermediate coronary syndrome (4111), 2) Unspecified essential hypertension (4019), 3) Other and unspecified hyperlipidemia (2724), 4) Tobacco use disorder (3051), 5) Diabetes mellitus without mention of complication, type II or unspecified type, not stated as uncontrolled (25000).

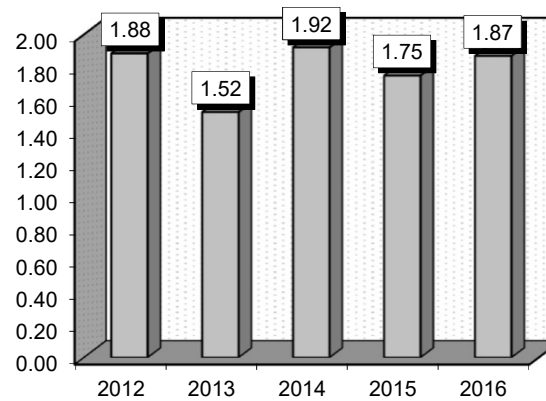
Definitions: **Chest pain:** A physical complaint that requires immediate diagnosis and evaluation. **Angina:** Pain, discomfort, or pressure localized in the chest that is caused by an insufficient supply of blood (ischemia) to the heart muscle. It is also sometimes characterized by a feeling of choking, suffocation, or crushing heaviness. **Diabetes mellitus:** A condition in which the pancreas no longer produces enough insulin or cells stop responding to the insulin that is produced, so that glucose in the blood cannot be absorbed into the cells of the body. **Hyperglycemia:** An abnormally high concentration of glucose in the circulating blood, seen especially in patients with diabetes mellitus. **Ischemia:** An insufficient supply of blood to an organ, usually due to a blocked artery. **Atherosclerosis:** The build up of a waxy plaque on the inside of blood vessels.

Gender	2012			2013			2014			2015			2016		
	Cases	Avg LOS	Avg Bill	Cases	Avg LOS	Avg Bill	Cases	Avg LOS	Avg Bill	Cases	Avg LOS	Avg Bill	Cases	Avg LOS	Avg Bill
Male	87	1.79	\$22,582	68	1.46	\$22,632	67	2.03	\$32,088	106	1.68	\$29,706	95	1.85	\$35,559
Female	67	2.00	\$25,748	55	1.60	\$24,779	58	1.79	\$27,613	95	1.82	\$32,721	94	1.88	\$33,580
Age Group	Cases	Avg LOS	Avg Bill	Cases	Avg LOS	Avg Bill	Cases	Avg LOS	Avg Bill	Cases	Avg LOS	Avg Bill	Cases	Avg LOS	Avg Bill
0-17	0	0.00	\$0	0	0.00	\$0	0	0.00	\$0	0	0.00	\$0	0	0.00	\$0
18-35	5	1.60	\$30,356	5	1.20	\$25,206	1	2.00	\$24,273	7	1.43	\$25,652	4	1.00	\$31,941
36-49	17	1.29	\$22,361	28	1.50	\$23,506	19	1.32	\$29,948	40	1.68	\$33,741	27	1.15	\$28,665
50-64	56	2.09	\$23,141	41	1.34	\$21,443	57	2.07	\$31,746	82	1.63	\$28,076	73	1.95	\$38,750
65+	76	1.88	\$24,499	49	1.71	\$25,274	48	1.98	\$28,097	72	1.94	\$33,693	85	2.07	\$32,990
Total	154	1.88	\$23,959	123	1.52	\$23,592	125	1.92	\$30,012	201	1.75	\$31,131	189	1.87	\$32,990

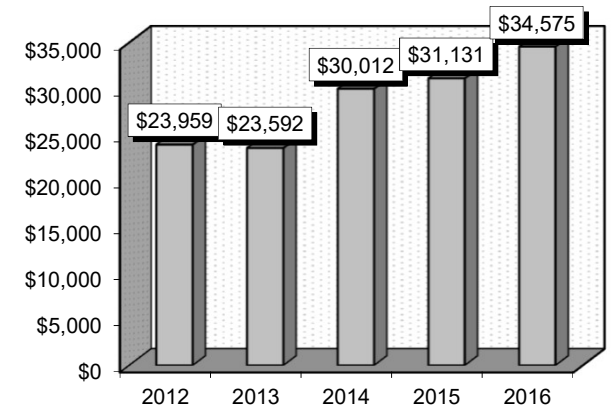
Patient Discharges (Cases)



Average Length of Stay (Avg LOS)



Average Billed Charges (Avg Bill)



County / Hospital	2012			2013			2014			2015			2016		
	Cases	Avg LOS	Avg Bill	Cases	Avg LOS	Avg Bill	Cases	Avg LOS	Avg Bill	Cases	Avg LOS	Avg Bill	Cases	Avg LOS	Avg Bill
Clark															
Centennial Hills	7	2.00	\$40,916	4	1.25	\$21,011	6	3.17	\$22,249	9	5.33	\$88,136	9	1.44	\$42,491
Desert Springs	12	2.25	\$34,074	7	1.57	\$30,058	12	1.75	\$38,663	12	2.00	\$45,019	13	3.31	\$45,012
Henderson Hospital	0	0.00	\$0	0	0.00	\$0	0	0.00	\$0	0	0.00	\$0	1	1.00	\$33,917
Mountain View	3	1.00	\$20,757	7	1.57	\$32,564	12	2.33	\$43,800	8	1.88	\$43,762	8	1.38	\$40,554
Mountain's Edge	0	0.00	\$0	0	0.00	\$0	0	0.00	\$0	0	0.00	\$0	3	1.33	\$7,197
North Vista	5	1.60	\$33,104	3	1.67	\$23,984	0	0.00	\$0	81	1.21	\$22,518	64	1.25	\$25,238
Southern Hills	9	1.67	\$25,845	1	3.00	\$25,416	1	1.00	\$17,818	7	1.86	\$35,437	1	1.00	\$22,669
Spring Valley	4	2.50	\$44,892	9	1.22	\$38,679	5	1.20	\$39,353	6	1.50	\$39,174	10	2.30	\$51,555
St. Rose-Rose de Lima	3	2.67	\$33,802	4	2.00	\$24,743	0	0.00	\$0	4	3.00	\$51,068	4	3.25	\$51,610
St. Rose-San Martin	3	1.67	\$30,808	1	1.00	\$21,516	0	0.00	\$0	0	0.00	\$0	3	1.33	\$37,157
St. Rose-Siena	3	1.33	\$32,639	2	1.00	\$27,466	2	1.50	\$34,146	1	5.00	\$53,747	4	2.75	\$73,250
Summerlin	6	1.33	\$23,334	2	2.00	\$45,047	5	1.20	\$35,484	3	1.00	\$22,572	5	1.80	\$48,775
Sunrise	6	1.33	\$37,426	5	1.00	\$20,138	11	2.18	\$47,701	16	1.94	\$46,297	7	3.43	\$90,935
UMC	8	2.13	\$21,348	6	1.50	\$23,803	7	2.57	\$22,721	9	2.11	\$26,386	6	3.17	\$38,893
Valley	12	2.17	\$41,347	20	1.90	\$36,105	12	2.00	\$46,310	8	2.25	\$38,328	10	3.30	\$64,910
Total	81	1.89	\$32,821	71	1.59	\$30,972	73	2.05	\$38,669	164	1.80	\$34,154	148	1.95	\$39,694
Washoe															
Carson Tahoe	4	1.25	\$13,957	1	2.00	\$20,159	7	1.71	\$27,943	6	1.00	\$14,188	13	2.00	\$18,644
Northern Nevada	0	0.00	\$0	0	0.00	\$0	0	0.00	\$0	1	1.00	\$42,793	1	1.00	\$42,193
Renown Regional	13	2.15	\$18,261	3	1.33	\$23,006	6	2.50	\$23,607	11	1.91	\$24,039	3	1.33	\$19,770
Renown S. Meadows	4	1.75	\$23,354	5	1.00	\$18,985	0	0.00	\$0	1	1.00	\$26,652	0	0.00	\$0
Saint Mary's	8	1.13	\$16,981	20	1.35	\$15,421	21	1.38	\$14,520	11	1.27	\$13,497	13	1.15	\$15,060
Sierra Surgery	0	0.00	\$0	0	0.00	\$0	0	0.00	\$0	0	0.00	\$0	0	0.00	\$0
Total	29	1.69	\$18,017	29	1.31	\$16,983	34	1.65	\$18,887	30	1.43	\$18,916	30	1.53	\$17,989
Rural															
Battle Mountain	0	0.00	\$0	0	0.00	\$0	0	0.00	\$0	0	0.00	\$0	0	0.00	\$0
Boulder City	0	0.00	\$0	0	0.00	\$0	0	0.00	\$0	0	0.00	\$0	0	0.00	\$0
Carson Valley	0	0.00	\$0	1	1.00	\$5,666	0	0.00	\$0	0	0.00	\$0	1	1.00	\$8,485
Churchill	3	1.33	\$11,091	1	1.00	\$7,163	1	1.00	\$13,908	0	0.00	\$0	0	0.00	\$0
Desert View	10	1.50	\$8,962	7	1.86	\$15,263	3	1.00	\$11,553	4	2.00	\$14,808	2	1.00	\$8,432
Grover C. Dils	0	0.00	\$0	0	0.00	\$0	0	0.00	\$0	0	0.00	\$0	0	0.00	\$0
Humboldt	3	1.00	\$7,676	0	0.00	\$0	0	0.00	\$0	0	0.00	\$0	0	0.00	\$0
Incline Village	0	0.00	\$0	0	0.00	\$0	0	0.00	\$0	0	0.00	\$0	0	0.00	\$0
Mesa View	1	1.00	\$9,717	0	0.00	\$0	0	0.00	\$0	0	0.00	\$0	1	2.00	\$14,744
Mount Grant	18	2.61	\$8,090	13	1.54	\$5,684	8	2.38	\$8,483	1	3.00	\$165	4	1.00	\$1,925
Northeastern	6	2.33	\$29,756	1	1.00	\$16,734	6	1.83	\$28,338	1	1.00	\$18,015	2	2.00	\$24,147
Nye	3	1.33	\$9,636	0	0.00	\$0	0	0.00	\$0	0	0.00	\$0	0	0.00	\$0
Pershing	0	0.00	\$0	0	0.00	\$0	0	0.00	\$0	0	0.00	\$0	0	0.00	\$0
South Lyon	0	0.00	\$0	0	0.00	\$0	0	0.00	\$0	0	0.00	\$0	0	0.00	\$0
William Bee Ririe	0	0.00	\$0	0	0.00	\$0	0	0.00	\$0	1	1.00	\$11,245	1	5.00	\$24,138
Total	44	2.00	\$11,561	23	1.57	\$9,144	18	1.89	\$15,914	7	1.86	\$12,665	11	1.64	\$10,929
All Counties	154	1.88	\$23,959	123	1.52	\$23,592	125	1.92	\$30,012	201	1.75	\$31,131	189	1.87	\$34,575

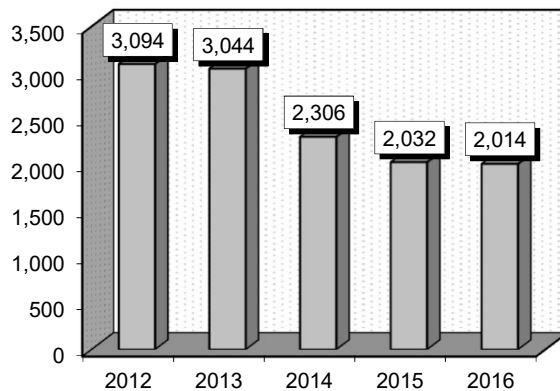
Chest Pain (313)

Diagnoses: that frequently accompanied Chest Pain were: 1) Unspecified essential hypertension (4019), 2) Tobacco use disorder (3051), 3) Other and unspecified hyperlipidemia (2724), 4) Diabetes mellitus without mention of complication, type II or unspecified type, not stated as uncontrolled (25000), 5) Coronary atherosclerosis of native coronary artery (41401).

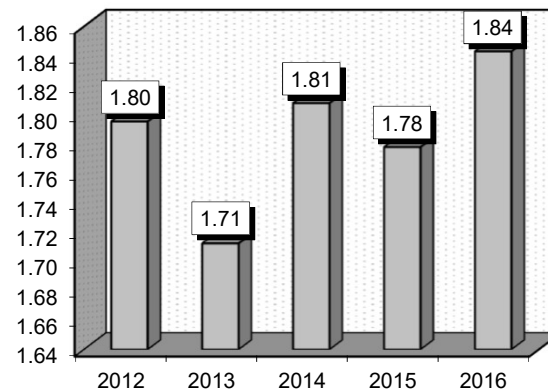
Definitions: Chest pain: A physical complaint that requires immediate diagnosis and evaluation. **Angina:** Pain, discomfort, or pressure localized in the chest that is caused by an insufficient supply of blood (ischemia) to the heart muscle. It is also sometimes characterized by a feeling of choking, suffocation, or crushing heaviness. **Aortic dissection:** A serious condition in which the inner layer of the aorta, the large blood vessel branching off the heart, tears. Blood surges through the tear, causing the inner and middle layers of the aorta to separate (dissect). **Hypertension:** High blood pressure. **Hyperlipidemia:** An abnormally high concentration of fats or lipids in the blood. **Diabetes mellitus:** A condition in which the pancreas no longer produces enough insulin or cells stop responding to the insulin that is produced, so that glucose in the blood cannot be absorbed into the cells of the body. **Hyperglycemia:** An abnormally high concentration of glucose in the circulating blood, seen especially in patients with diabetes mellitus. **Ischemia:** An insufficient supply of blood to an organ, usually due to a blocked artery.

Gender	2012			2013			2014			2015			2016		
	Cases	Avg LOS	Avg Bill	Cases	Avg LOS	Avg Bill	Cases	Avg LOS	Avg Bill	Cases	Avg LOS	Avg Bill	Cases	Avg LOS	Avg Bill
Male	1,517	1.80	\$28,118	1,558	1.71	\$27,712	1,144	1.85	\$32,882	1,018	1.84	\$35,248	1,008	1.90	\$37,832
Female	1,577	1.79	\$29,356	1,486	1.72	\$29,403	1,162	1.77	\$33,288	1,014	1.72	\$37,075	1,006	1.79	\$39,423
Age Group	Cases	Avg LOS	Avg Bill	Cases	Avg LOS	Avg Bill	Cases	Avg LOS	Avg Bill	Cases	Avg LOS	Avg Bill	Cases	Avg LOS	Avg Bill
0-17	6	1.33	\$18,543	7	2.29	\$22,149	1	1.00	\$16,631	1	1.00	\$17,684	6	1.83	\$18,426
18-35	157	1.71	\$27,687	167	1.77	\$25,787	100	1.66	\$30,243	104	2.18	\$43,673	88	2.07	\$42,059
36-49	649	1.69	\$28,750	693	1.61	\$28,661	484	1.67	\$32,840	450	1.67	\$35,619	424	1.72	\$39,876
50-64	1,162	1.77	\$29,213	1,189	1.69	\$28,654	957	1.83	\$32,892	788	1.60	\$33,031	853	1.77	\$37,214
65+	1,120	1.90	\$28,470	988	1.79	\$28,821	764	1.89	\$33,882	689	1.99	\$38,983	643	1.99	\$39,396
Total	3,094	1.80	\$28,749	3,044	1.71	\$28,537	2,306	1.81	\$33,087	2,032	1.78	\$36,160	2,014	1.84	\$38,627

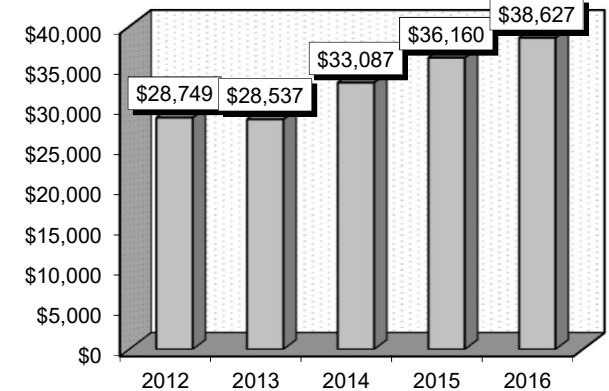
Patient Discharges (Cases)



Average Length of Stay (Avg LOS)



Average Billed Charges (Avg Bill)



County / Hospital	2012			2013			2014			2015			2016		
	Cases	Avg LOS	Avg Bill	Cases	Avg LOS	Avg Bill	Cases	Avg LOS	Avg Bill	Cases	Avg LOS	Avg Bill	Cases	Avg LOS	Avg Bill
Clark															
Centennial Hills	147	1.97	\$37,728	191	1.63	\$38,022	106	1.56	\$40,513	111	1.47	\$39,998	108	1.72	\$46,174
Desert Springs	308	2.06	\$33,609	342	1.85	\$31,546	218	1.92	\$40,817	171	1.83	\$42,634	189	1.85	\$43,576
Henderson Hospital	0	0.00	\$0	0	0.00	\$0	0	0.00	\$0	0	0.00	\$0	3	1.00	\$28,687
Mountain View	352	1.61	\$33,204	255	1.87	\$38,050	217	2.10	\$45,790	191	2.12	\$50,924	177	1.86	\$50,746
Mountain's Edge	0	0.00	\$0	0	0.00	\$0	0	0.00	\$0	2	1.00	\$10,643	10	8.80	\$58,937
North Vista	68	2.18	\$26,011	65	1.80	\$24,512	33	1.45	\$24,042	132	1.16	\$22,243	153	1.27	\$25,310
Southern Hills	135	1.33	\$22,492	83	1.37	\$25,246	72	1.42	\$29,391	47	1.43	\$32,462	70	2.04	\$44,286
Spring Valley	186	2.49	\$42,226	188	1.71	\$32,428	129	1.66	\$44,746	113	1.76	\$50,875	88	1.49	\$48,945
St. Rose-Rose de Lima	62	2.00	\$31,036	81	1.63	\$30,224	41	1.51	\$34,310	14	2.07	\$48,732	29	1.69	\$49,851
St. Rose-San Martin	63	1.71	\$24,752	63	1.76	\$28,837	26	1.77	\$38,162	25	1.72	\$44,150	40	1.73	\$46,884
St. Rose-Siena	56	1.71	\$30,018	58	1.43	\$30,122	34	2.00	\$34,321	33	1.85	\$41,615	41	2.27	\$51,439
Summerlin	212	2.32	\$35,025	173	2.36	\$35,612	139	2.42	\$38,927	148	2.21	\$42,682	130	1.57	\$46,974
Sunrise	300	1.64	\$35,651	233	1.78	\$39,174	218	2.38	\$50,351	217	2.53	\$53,655	211	2.44	\$56,883
UMC	208	1.79	\$22,115	267	1.95	\$21,381	175	1.87	\$21,888	111	2.12	\$28,905	96	1.89	\$33,598
Valley	254	1.90	\$34,622	312	1.62	\$33,997	216	2.10	\$43,341	185	1.87	\$41,826	123	2.01	\$47,239
Total	2,351	1.89	\$32,720	2,311	1.79	\$32,521	1,624	1.98	\$39,998	1,500	1.93	\$42,503	1,468	1.90	\$45,459
Washoe															
Carson Tahoe	49	1.84	\$19,237	61	1.75	\$20,266	87	1.29	\$15,904	126	1.26	\$17,665	154	1.50	\$19,257
Northern Nevada	9	1.44	\$29,327	11	1.18	\$23,724	6	1.50	\$35,902	6	1.00	\$30,171	12	1.83	\$41,058
Renown Regional	234	1.53	\$20,371	110	1.62	\$21,576	63	2.03	\$25,049	49	2.02	\$27,536	83	2.14	\$28,434
Renown S. Meadows	60	1.43	\$20,602	18	1.17	\$21,494	12	1.42	\$21,382	4	1.25	\$24,318	4	1.00	\$20,538
Saint Mary's	145	1.24	\$15,281	333	1.26	\$14,951	413	1.24	\$15,636	300	1.24	\$16,875	234	1.60	\$18,253
Sierra Surgery	0	0.00	\$0	0	0.00	\$0	0	0.00	\$0	0	0.00	\$0	0	0.00	\$0
Total	497	1.46	\$18,964	533	1.39	\$17,329	581	1.34	\$17,024	485	1.32	\$18,383	487	1.66	\$20,886
Rural															
Battle Mountain	0	0.00	\$0	1	2.00	\$2,735	0	0.00	\$0	1	1.00	\$3,051	0	0.00	\$0
Boulder City	3	2.67	\$16,625	3	1.00	\$19,145	2	2.00	\$9,044	1	1.00	\$6,233	2	1.50	\$8,096
Carson Valley	6	1.17	\$15,061	2	2.00	\$9,074	1	2.00	\$28,690	2	1.50	\$18,810	1	1.00	\$2,568
Churchill	62	1.27	\$9,888	18	1.50	\$13,538	11	1.55	\$13,446	2	1.00	\$11,049	1	2.00	\$12,211
Desert View	94	1.59	\$8,765	95	1.79	\$12,819	34	1.53	\$13,114	23	1.57	\$13,130	33	1.67	\$14,055
Grover C. Dils	0	0.00	\$0	0	0.00	\$0	0	0.00	\$0	0	0.00	\$0	0	0.00	\$0
Humboldt	41	1.78	\$13,772	28	1.54	\$13,671	16	1.94	\$15,153	2	2.00	\$16,068	6	1.83	\$15,636
Incline Village	0	0.00	\$0	0	0.00	\$0	0	0.00	\$0	0	0.00	\$0	0	0.00	\$0
Mesa View	1	2.00	\$6,393	2	1.00	\$4,226	3	1.33	\$5,499	1	2.00	\$19,911	2	1.50	\$13,501
Mount Grant	10	2.10	\$6,335	6	2.00	\$7,914	10	2.80	\$11,441	1	3.00	\$10,539	3	1.00	\$1,447
Northeastern	15	1.53	\$17,802	20	1.80	\$20,185	23	1.52	\$18,243	12	2.00	\$29,754	8	1.63	\$28,119
Nye	6	1.00	\$7,391	24	1.04	\$3,413	0	0.00	\$0	0	0.00	\$0	0	0.00	\$0
Pershing	1	1.00	\$4,186	0	0.00	\$0	0	0.00	\$0	0	0.00	\$0	1	2.00	\$4,634
South Lyon	1	1.00	\$6,358	0	0.00	\$0	0	0.00	\$0	2	2.00	\$7,710	2	13.00	\$19,367
William Bee Ririe	6	1.17	\$10,925	1	1.00	\$12,759	1	2.00	\$17,638	0	0.00	\$0	0	0.00	\$0
Total	246	1.53	\$10,565	200	1.63	\$12,384	101	1.73	\$14,368	47	1.70	\$17,150	59	2.02	\$15,055
All Counties	3,094	1.80	\$28,749	3,044	1.71	\$28,537	2,306	1.81	\$33,087	2,032	1.78	\$36,160	2,014	1.84	\$38,627

Stomach, Esophageal & Duodenal Procedures (326-328)

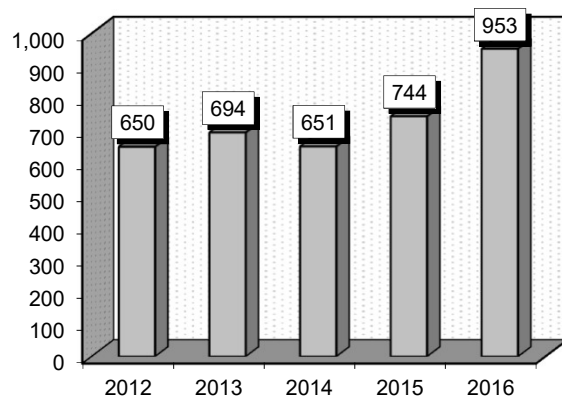
Diagnoses: that frequently accompanied Stomach, Esophageal & Duodenal Procedures were: 1) Unspecified essential hypertension (4019), 2) Hypopotassemia (2768), 3) Acute posthemorrhagic anemia (2851), 4) Other and unspecified hyperlipidemia (2724).

Procedures: that frequently accompanied Stomach, Esophageal & Duodenal Procedures were: 1) Venous catheterization, not elsewhere classified (3893), 2) Transfusion of packed cells (9904), 3) Parenteral infusion of concentrated nutritional substances (9915), 4) Laparoscopic procedures for creation of esophagogastric sphincteric competence (4467), 5) Laparoscopic repair of diaphragmatic hernia, abdominal approach (5371).

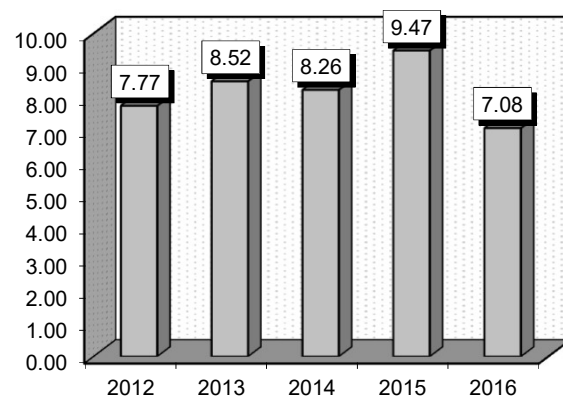
Definitions: Esophagus: The musculomembranous passage extending from the pharynx to the stomach. **Duodenal:** Refers to the duodenum, or the first part of the small intestine. **Jejunum:** The middle part of the small intestine, connecting the duodenum and the ileum. **Ileum:** The lower-third distal portion of the small intestine, extending from the jejunum to the cecum. **Cecum:** A pouchlike structure or cul-de-sac constituting the first part of the large intestine. It is inferior to the junction of the ascending colon and joins the ileum, the last segment of the small intestine, at the ileocecal valve. **Pyloric sphincter:** A sphincter at the opening from the stomach into the duodenum. It is usually closed, opening only for a moment when a peristaltic wave passes over it. **Pyloric stenosis:** A narrowing of the pyloric sphincter at the outlet of the stomach, causing an obstruction that blocks the flow of food into the small intestine. **Pyloromyotomy:** Longitudinal incision through the anterior wall of the pyloric canal to the level of the submucosa, to treat hypertrophic pyloric stenosis. **Anastomosis:** A connection made surgically between adjacent blood vessels, parts of the intestine, or other channels of the body, or the operation in which this is constructed.

Gender	2012			2013			2014			2015			2016		
	Cases	Avg LOS	Avg Bill	Cases	Avg LOS	Avg Bill	Cases	Avg LOS	Avg Bill	Cases	Avg LOS	Avg Bill	Cases	Avg LOS	Avg Bill
Male	314	8.30	\$118,254	327	9.99	\$150,956	287	8.66	\$148,774	345	9.65	\$175,270	476	7.43	\$138,865
Female	336	7.27	\$108,668	367	7.21	\$118,001	364	7.94	\$126,303	399	9.32	\$160,244	477	6.72	\$128,558
Age Group	Cases	Avg LOS	Avg Bill	Cases	Avg LOS	Avg Bill	Cases	Avg LOS	Avg Bill	Cases	Avg LOS	Avg Bill	Cases	Avg LOS	Avg Bill
0-17	93	5.58	\$47,930	84	8.26	\$99,918	80	7.45	\$71,812	90	9.64	\$120,821	70	5.27	\$69,212
18-35	64	5.53	\$85,654	57	6.42	\$101,361	40	6.50	\$100,855	51	5.94	\$121,296	70	7.54	\$138,541
36-49	84	7.42	\$100,836	91	10.12	\$157,108	107	8.57	\$141,830	112	8.96	\$180,372	115	5.57	\$118,430
50-64	181	7.73	\$112,324	213	7.95	\$127,228	180	9.14	\$158,376	202	10.12	\$181,753	256	7.94	\$158,909
65+	228	9.44	\$153,088	249	9.00	\$149,004	244	8.02	\$144,303	289	9.79	\$174,498	442	7.18	\$132,531
Total	650	7.77	\$113,299	694	8.52	\$133,529	651	8.26	\$136,210	744	9.47	\$167,212	953	7.08	\$133,706

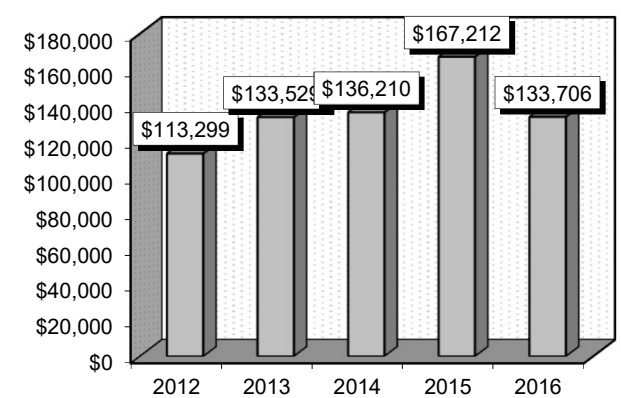
Patient Discharges (Cases)



Average Length of Stay (Avg LOS)



Average Billed Charges (Avg Bill)



County / Hospital	2012			2013			2014			2015			2016		
	Cases	Avg LOS	Avg Bill	Cases	Avg LOS	Avg Bill	Cases	Avg LOS	Avg Bill	Cases	Avg LOS	Avg Bill	Cases	Avg LOS	Avg Bill
Clark															
Centennial Hills	20	6.90	\$125,693	18	8.67	\$171,429	19	7.89	\$189,159	27	5.70	\$163,991	35	7.23	\$182,708
Desert Springs	20	8.60	\$170,746	35	11.31	\$211,636	29	10.86	\$212,238	32	12.53	\$256,985	43	6.84	\$171,664
Henderson Hospital	0	0.00	\$0	0	0.00	\$0	0	0.00	\$0	0	0.00	\$0	0	0.00	\$0
Mountain View	64	4.95	\$108,273	41	6.54	\$153,017	42	8.02	\$185,562	46	10.15	\$249,273	90	6.89	\$153,731
Mountain's Edge	0	0.00	\$0	0	0.00	\$0	0	0.00	\$0	0	0.00	\$0	0	0.00	\$0
North Vista	8	8.88	\$180,666	15	7.47	\$99,053	21	6.43	\$108,533	17	4.82	\$68,683	20	4.65	\$86,332
Southern Hills	7	6.14	\$93,379	11	7.64	\$144,299	6	17.50	\$400,312	9	15.00	\$342,393	20	7.75	\$137,536
Spring Valley	28	8.89	\$145,012	39	9.56	\$181,263	44	8.50	\$164,886	48	8.77	\$227,271	37	8.27	\$182,289
St. Rose-Rose de Lima	15	6.80	\$108,284	12	10.42	\$187,731	9	10.22	\$175,794	5	10.40	\$160,378	6	3.67	\$66,804
St. Rose-San Martin	39	11.62	\$167,534	36	9.44	\$142,220	21	10.52	\$166,138	26	10.27	\$151,365	37	11.95	\$191,286
St. Rose-Siena	34	8.97	\$100,632	36	11.08	\$155,314	37	10.38	\$146,919	40	11.45	\$166,113	36	9.25	\$155,805
Summerlin	28	4.36	\$100,398	52	6.13	\$140,215	35	7.69	\$210,309	32	8.44	\$206,575	58	6.33	\$150,476
Sunrise	76	9.88	\$143,960	78	10.97	\$175,015	78	8.10	\$136,526	100	11.69	\$232,478	138	7.93	\$161,453
UMC	68	10.37	\$137,175	67	10.72	\$141,454	65	10.22	\$126,097	61	16.66	\$253,338	73	9.11	\$180,233
Valley	35	11.20	\$197,724	28	10.54	\$217,284	25	11.12	\$270,216	23	11.13	\$289,392	42	9.29	\$227,599
Total	442	8.64	\$137,099	468	9.49	\$163,198	431	9.18	\$169,251	466	11.05	\$220,227	635	7.93	\$166,371
Washoe															
Carson Tahoe	15	6.87	\$82,970	15	8.13	\$97,979	18	9.11	\$103,584	33	5.79	\$74,224	43	5.79	\$69,664
Northern Nevada	14	3.93	\$67,454	27	5.56	\$90,780	16	4.94	\$72,704	21	4.19	\$82,010	27	4.89	\$99,856
Renown Regional	83	7.07	\$60,300	81	8.74	\$82,922	88	8.41	\$77,616	127	8.53	\$82,375	155	5.87	\$66,240
Renown S. Meadows	17	4.76	\$48,971	16	4.50	\$45,283	20	2.05	\$32,570	12	4.25	\$58,944	14	7.00	\$69,711
Saint Mary's	60	5.12	\$65,698	69	4.87	\$59,672	60	4.95	\$70,146	77	5.74	\$76,750	76	4.08	\$62,432
Sierra Surgery	4	3.25	\$25,165	6	3.50	\$33,192	6	2.33	\$26,486	3	2.00	\$22,003	0	0.00	\$0
Total	193	5.94	\$62,533	214	6.58	\$73,264	208	6.42	\$71,524	273	6.82	\$78,082	315	5.39	\$68,824
Rural															
Battle Mountain	0	0.00	\$0	0	0.00	\$0	0	0.00	\$0	0	0.00	\$0	0	0.00	\$0
Boulder City	0	0.00	\$0	0	0.00	\$0	0	0.00	\$0	0	0.00	\$0	0	0.00	\$0
Carson Valley	4	4.75	\$53,300	3	5.33	\$42,219	6	10.67	\$94,657	1	2.00	\$52,563	3	3.33	\$31,991
Churchill	1	5.00	\$33,592	1	15.00	\$100,187	2	3.00	\$38,547	1	12.00	\$102,854	0	0.00	\$0
Desert View	0	0.00	\$0	1	3.00	\$58,870	0	0.00	\$0	1	8.00	\$68,094	0	0.00	\$0
Grover C. Dils	0	0.00	\$0	0	0.00	\$0	0	0.00	\$0	0	0.00	\$0	0	0.00	\$0
Humboldt	1	16.00	\$296,429	1	7.00	\$72,281	4	3.75	\$50,842	2	8.50	\$119,987	0	0.00	\$0
Incline Village	0	0.00	\$0	0	0.00	\$0	0	0.00	\$0	0	0.00	\$0	0	0.00	\$0
Mesa View	1	3.00	\$35,842	1	3.00	\$28,665	0	0.00	\$0	0	0.00	\$0	0	0.00	\$0
Mount Grant	0	0.00	\$0	0	0.00	\$0	0	0.00	\$0	0	0.00	\$0	0	0.00	\$0
Northeastern	8	5.00	\$49,847	5	4.20	\$45,434	0	0.00	\$0	0	0.00	\$0	0	0.00	\$0
Nye	0	0.00	\$0	0	0.00	\$0	0	0.00	\$0	0	0.00	\$0	0	0.00	\$0
Pershing	0	0.00	\$0	0	0.00	\$0	0	0.00	\$0	0	0.00	\$0	0	0.00	\$0
South Lyon	0	0.00	\$0	0	0.00	\$0	0	0.00	\$0	0	0.00	\$0	0	0.00	\$0
William Bee Ririe	0	0.00	\$0	0	0.00	\$0	0	0.00	\$0	0	0.00	\$0	0	0.00	\$0
Total	15	5.53	\$65,189	12	5.42	\$51,153	12	7.08	\$70,700	5	7.80	\$92,697	3	3.33	\$31,991
All Counties	650	7.77	\$113,299	694	8.52	\$133,529	651	8.26	\$136,210	744	9.47	\$167,212	953	7.08	\$133,706

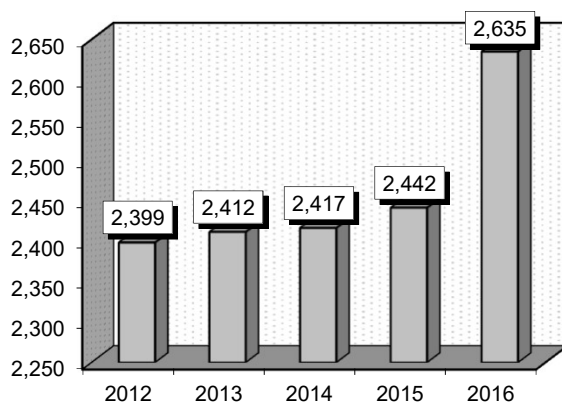
Major Small & Large Bowel Procedures (329-331)

Procedures: that frequently accompanied Major Small & Large Bowel Procedures were: 1) Other lysis of peritoneal adhesions (5459), 2) Other partial resection of small intestine (4562), 3) Open and other right hemicolectomy (4573), 4) Transfusion of packed cells (9904), 5) Open and other sigmoidectomy (4576), 6) Laparoscopic right hemicolectomy (1733), 7) Other small-to-large intestinal anastomosis (4593), 8) Laparoscopic sigmoidectomy (1736), 9) Colostomy, not otherwise specified (4610).

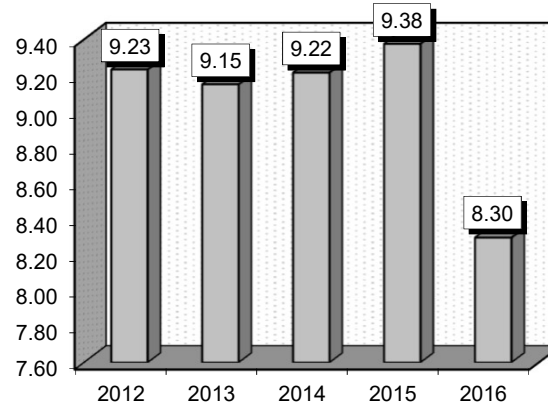
Definitions: **Sigmoidectomy:** Surgical removal of part or all of the sigmoid colon (usually to remove a malignant tumor). **Sigmoid colon:** The S-shaped part of the large intestine between the descending colon and rectum. **Hemicolectomy:** Surgical removal of the right or left side of the colon. **Excision:** Surgical removal by cutting. **Resection:** A procedure performed for the specific purpose of removal of a significant part of an organ or bodily structure; may be partial or complete. **Colostomy:** A surgical procedure where a portion of the large intestine is brought through the abdominal wall to carry stool out of the body. **Stoma:** An artificial opening between two cavities or canals, or between such and the surface of the body. **Lysis:** Destruction or decomposition, as of a cell or other substance, under influence of a specific agent. **Peritoneum:** The serous membrane lining the cavity of the abdomen and covering the abdominal organs. **Anastomosis:** A connection made surgically between adjacent blood vessels, parts of the intestine, or other channels of the body, or the operation in which this is constructed.

Gender	2012			2013			2014			2015			2016		
	Cases	Avg LOS	Avg Bill	Cases	Avg LOS	Avg Bill	Cases	Avg LOS	Avg Bill	Cases	Avg LOS	Avg Bill	Cases	Avg LOS	Avg Bill
Male	1,172	9.54	\$133,691	1,076	9.33	\$137,304	1,129	9.07	\$140,771	1,181	9.13	\$160,623	1,256	8.38	\$149,239
Female	1,227	8.94	\$122,975	1,336	9.01	\$127,811	1,288	9.34	\$144,814	1,261	9.60	\$162,445	1,379	8.22	\$148,893
Age Group	Cases	Avg LOS	Avg Bill	Cases	Avg LOS	Avg Bill	Cases	Avg LOS	Avg Bill	Cases	Avg LOS	Avg Bill	Cases	Avg LOS	Avg Bill
0-17	59	11.73	\$100,534	53	10.42	\$111,098	72	15.74	\$188,855	53	12.64	\$148,479	70	12.10	\$157,328
18-35	129	8.26	\$109,729	121	7.80	\$98,755	151	9.51	\$142,238	145	9.71	\$177,838	153	8.49	\$143,479
36-49	305	9.44	\$125,538	302	7.89	\$112,084	293	8.69	\$134,700	326	9.13	\$153,777	318	7.74	\$135,764
50-64	729	9.06	\$126,633	765	9.82	\$138,509	808	8.88	\$133,744	803	8.49	\$152,517	862	7.92	\$147,533
65+	1,177	9.27	\$133,292	1,171	9.12	\$137,359	1,093	9.14	\$148,987	1,115	9.89	\$168,862	1,232	8.47	\$153,779
Total	2,399	9.23	\$128,210	2,412	9.15	\$132,046	2,417	9.22	\$142,925	2,442	9.38	\$161,564	2,635	8.30	\$149,058

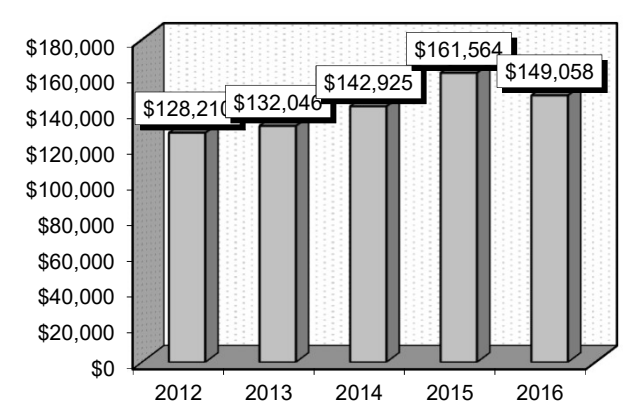
Patient Discharges (Cases)



Average Length of Stay (Avg LOS)



Average Billed Charges (Avg Bill)



County / Hospital	2012			2013			2014			2015			2016		
	Cases	Avg LOS	Avg Bill	Cases	Avg LOS	Avg Bill	Cases	Avg LOS	Avg Bill	Cases	Avg LOS	Avg Bill	Cases	Avg LOS	Avg Bill
Clark															
Centennial Hills	80	11.04	\$198,981	75	8.23	\$171,027	75	9.00	\$186,890	75	9.49	\$215,952	98	9.08	\$210,372
Desert Springs	100	9.54	\$156,012	78	12.01	\$211,727	77	12.04	\$225,147	84	10.11	\$213,675	91	8.98	\$202,448
Henderson Hospital	0	0.00	\$0	0	0.00	\$0	0	0.00	\$0	0	0.00	\$0	4	4.75	\$110,718
Mountain View	227	7.27	\$119,855	276	9.13	\$155,849	280	8.16	\$151,313	293	9.62	\$198,124	277	8.78	\$172,219
Mountain's Edge	0	0.00	\$0	0	0.00	\$0	0	0.00	\$0	0	0.00	\$0	0	0.00	\$0
North Vista	20	8.40	\$121,602	26	10.88	\$145,258	39	12.31	\$141,504	17	7.35	\$85,516	23	8.91	\$129,402
Southern Hills	94	8.27	\$125,456	73	9.37	\$149,401	80	11.31	\$190,745	64	13.50	\$234,285	82	9.02	\$143,500
Spring Valley	138	8.29	\$137,262	164	7.36	\$122,377	174	8.38	\$157,667	190	8.39	\$189,629	168	6.97	\$146,358
St. Rose-Rose de Lima	58	11.07	\$133,029	43	10.40	\$143,899	37	9.70	\$151,152	43	10.02	\$165,839	27	8.41	\$138,362
St. Rose-San Martin	113	10.35	\$141,779	118	9.01	\$132,525	104	9.02	\$135,345	116	10.03	\$146,695	110	7.94	\$133,482
St. Rose-Siena	165	9.40	\$153,360	160	8.94	\$117,108	165	9.45	\$124,766	153	9.42	\$134,246	159	9.92	\$155,069
Summerlin	156	9.12	\$163,723	166	10.01	\$203,632	154	10.51	\$217,800	133	9.43	\$217,075	188	9.59	\$213,576
Sunrise	156	10.67	\$174,027	167	10.95	\$190,341	228	10.14	\$196,814	222	11.71	\$224,569	228	9.59	\$206,623
UMC	240	13.74	\$163,872	220	10.76	\$143,401	195	11.55	\$150,000	220	11.30	\$193,770	220	10.29	\$182,137
Valley	119	9.67	\$178,985	94	10.09	\$182,220	97	10.53	\$210,160	129	9.85	\$217,025	197	8.64	\$195,620
Total	1,666	9.89	\$152,613	1,660	9.63	\$157,794	1,705	9.85	\$170,228	1,739	10.13	\$194,774	1,872	9.03	\$179,200
Washoe															
Carson Tahoe	80	9.06	\$103,748	72	9.01	\$98,522	79	8.58	\$88,354	96	7.08	\$71,925	108	6.77	\$71,780
Northern Nevada	41	8.22	\$95,931	31	8.39	\$99,795	44	9.34	\$123,619	49	8.69	\$116,138	41	7.76	\$118,675
Renown Regional	313	8.03	\$65,154	354	8.65	\$73,296	345	7.72	\$70,950	341	8.07	\$76,555	397	6.44	\$70,133
Renown S. Meadows	24	7.88	\$74,277	41	7.00	\$61,607	13	8.54	\$73,760	23	6.65	\$66,155	34	6.85	\$76,964
Saint Mary's	165	7.79	\$80,621	161	7.98	\$77,903	134	7.43	\$85,372	138	6.78	\$87,380	133	5.92	\$80,815
Sierra Surgery	52	3.87	\$31,142	35	4.77	\$37,286	26	4.35	\$39,923	4	2.75	\$31,919	0	0.00	\$0
Total	675	7.78	\$73,082	694	8.23	\$75,659	641	7.76	\$78,524	651	7.62	\$80,504	713	6.49	\$75,492
Rural															
Battle Mountain	0	0.00	\$0	0	0.00	\$0	0	0.00	\$0	0	0.00	\$0	0	0.00	\$0
Boulder City	0	0.00	\$0	0	0.00	\$0	0	0.00	\$0	0	0.00	\$0	0	0.00	\$0
Carson Valley	16	8.38	\$88,422	13	7.38	\$99,825	24	7.67	\$74,669	12	6.08	\$58,275	17	7.82	\$80,291
Churchill	9	10.00	\$76,798	10	5.40	\$53,232	14	8.93	\$78,063	15	6.13	\$64,036	9	4.11	\$46,607
Desert View	0	0.00	\$0	4	7.50	\$87,325	2	2.50	\$58,915	2	4.50	\$89,810	2	5.00	\$121,298
Grover C. Dils	0	0.00	\$0	0	0.00	\$0	0	0.00	\$0	0	0.00	\$0	0	0.00	\$0
Humboldt	3	9.00	\$85,559	7	6.86	\$51,584	7	7.71	\$55,290	8	8.50	\$82,397	6	7.00	\$66,388
Incline Village	0	0.00	\$0	0	0.00	\$0	0	0.00	\$0	0	0.00	\$0	0	0.00	\$0
Mesa View	8	3.88	\$34,648	7	6.00	\$48,642	5	4.20	\$36,364	7	7.14	\$70,442	9	7.11	\$61,342
Mount Grant	0	0.00	\$0	0	0.00	\$0	0	0.00	\$0	0	0.00	\$0	0	0.00	\$0
Northeastern	22	6.50	\$61,526	17	5.65	\$68,664	19	6.37	\$68,769	8	4.38	\$53,524	7	6.57	\$71,675
Nye	0	0.00	\$0	0	0.00	\$0	0	0.00	\$0	0	0.00	\$0	0	0.00	\$0
Pershing	0	0.00	\$0	0	0.00	\$0	0	0.00	\$0	0	0.00	\$0	0	0.00	\$0
South Lyon	0	0.00	\$0	0	0.00	\$0	0	0.00	\$0	0	0.00	\$0	0	0.00	\$0
William Bee Ririe	0	0.00	\$0	0	0.00	\$0	0	0.00	\$0	0	0.00	\$0	0	0.00	\$0
Total	58	7.33	\$68,851	58	6.31	\$69,797	71	7.18	\$68,708	52	6.29	\$65,768	50	6.64	\$69,583
All Counties	2,399	9.23	\$128,210	2,412	9.15	\$132,046	2,417	9.22	\$142,925	2,442	9.38	\$161,564	2,635	8.30	\$149,058

Rectal Resection (332-334)

Procedures: that frequently accompanied Rectal Resection were: 1) Other anterior resection of rectum (4863), 2) Laparoscopic robotic assisted procedure (1742), 3) Rigid proctosigmoidoscopy (4823), 4) Transfusion of packed cells (9904).

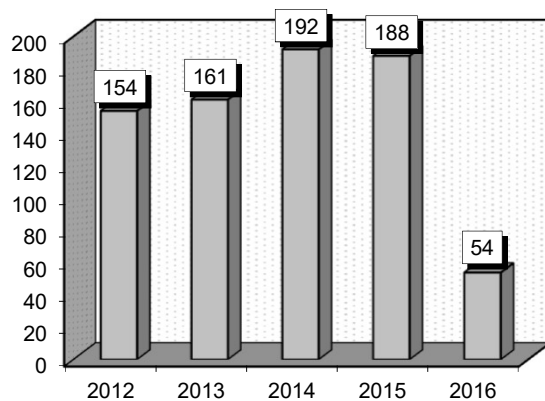
Definitions: Resection: A procedure performed for the specific purpose of removal of a significant part of an organ or bodily structure; may be partial or complete.

Proctosigmoidoscopy: An examination of the rectum and the lower part of the colon using a thin, lighted instrument called a sigmoidoscope. **Transfusion:** Transfer of blood or a blood component from one person (donor) to another (recipient). **Anterior:** Denoting the front surface of the body; often used to indicate the position of one structure relative to another, that is, situated nearer the front part of the body. **Colostomy:** A surgical procedure where a portion of the large intestine is brought through the abdominal wall to carry stool out of the body. **Stoma:** An artificial opening between two cavities or canals, or between such and the surface of the body. **Lysis:** Destruction or decomposition, as of a cell or other substance, under influence of a specific agent. **Peritoneum:** The serous membrane lining the cavity of the abdomen and covering the abdominal organs.

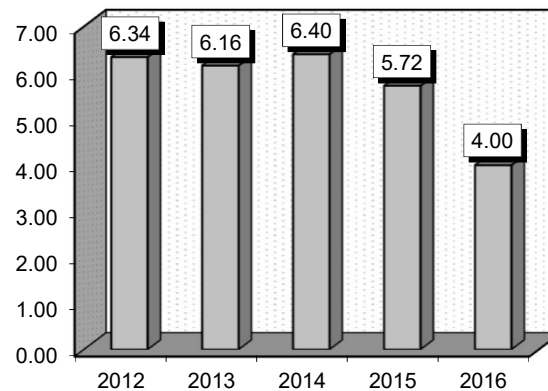
Comment: Rectal resections are performed to repair damage caused to the rectum by diseases of the lower intestinal tract.

Gender	2012			2013			2014			2015			2016		
	Cases	Avg LOS	Avg Bill	Cases	Avg LOS	Avg Bill	Cases	Avg LOS	Avg Bill	Cases	Avg LOS	Avg Bill	Cases	Avg LOS	Avg Bill
Male	78	6.85	\$91,301	76	6.88	\$102,301	88	6.39	\$119,160	92	6.68	\$123,471	17	4.00	\$97,164
Female	76	5.82	\$74,089	85	5.51	\$87,905	104	6.41	\$107,720	96	4.79	\$88,434	37	4.00	\$80,433
Age Group	Cases	Avg LOS	Avg Bill	Cases	Avg LOS	Avg Bill	Cases	Avg LOS	Avg Bill	Cases	Avg LOS	Avg Bill	Cases	Avg LOS	Avg Bill
0-17	7	4.43	\$36,863	8	4.50	\$42,126	9	9.00	\$111,318	11	3.45	\$44,816	11	4.18	\$64,122
18-35	0	0.00	\$0	2	4.00	\$65,797	3	3.67	\$69,732	4	4.75	\$127,230	3	7.33	\$135,308
36-49	14	7.57	\$78,748	14	6.86	\$88,107	15	5.67	\$96,176	23	5.22	\$105,014	3	2.67	\$48,292
50-64	51	5.65	\$76,931	50	6.24	\$101,205	79	6.28	\$126,625	56	4.95	\$95,126	14	4.86	\$102,960
65+	82	6.72	\$91,077	87	6.20	\$97,522	86	6.47	\$105,022	94	6.61	\$118,135	23	3.13	\$83,924
Total	154	6.34	\$82,807	161	6.16	\$94,700	192	6.40	\$112,963	188	5.72	\$105,580	54	4.00	\$85,700

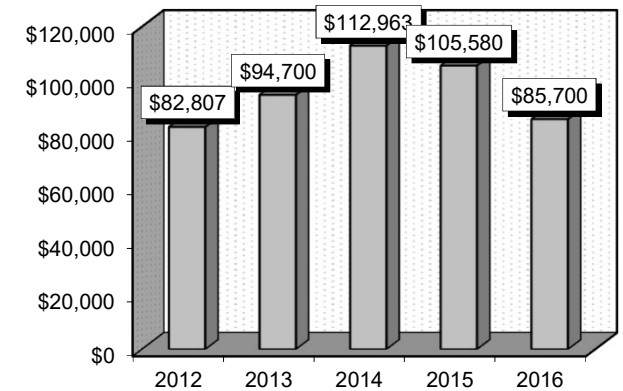
Patient Discharges (Cases)



Average Length of Stay (Avg LOS)



Average Billed Charges (Avg Bill)



County / Hospital	2012			2013			2014			2015			2016		
	Cases	Avg LOS	Avg Bill	Cases	Avg LOS	Avg Bill	Cases	Avg LOS	Avg Bill	Cases	Avg LOS	Avg Bill	Cases	Avg LOS	Avg Bill
Clark															
Centennial Hills	0	0.00	\$0	0	0.00	\$0	0	0.00	\$0	0	0.00	\$0	0	0.00	\$0
Desert Springs	1	16.00	\$249,921	1	20.00	\$204,932	1	21.00	\$290,460	0	0.00	\$0	0	0.00	\$0
Henderson Hospital	0	0.00	\$0	0	0.00	\$0	0	0.00	\$0	0	0.00	\$0	0	0.00	\$0
Mountain View	16	7.06	\$106,380	38	5.97	\$108,754	30	7.37	\$145,257	31	7.06	\$147,718	9	4.89	\$106,825
Mountain's Edge	0	0.00	\$0	0	0.00	\$0	0	0.00	\$0	0	0.00	\$0	0	0.00	\$0
North Vista	1	2.00	\$54,618	0	0.00	\$0	2	5.00	\$78,827	0	0.00	\$0	0	0.00	\$0
Southern Hills	2	4.00	\$58,204	6	5.33	\$81,167	2	5.50	\$90,180	1	2.00	\$40,148	0	0.00	\$0
Spring Valley	17	6.65	\$104,645	8	5.75	\$93,436	19	7.37	\$121,017	15	6.00	\$122,199	1	3.00	\$70,276
St. Rose-Rose de Lima	5	7.80	\$111,235	3	7.00	\$121,781	1	6.00	\$97,982	1	10.00	\$136,404	0	0.00	\$0
St. Rose-San Martin	1	3.00	\$57,227	11	5.27	\$99,502	18	4.61	\$102,629	13	5.23	\$111,582	4	5.25	\$142,673
St. Rose-Siena	11	7.09	\$94,218	9	5.78	\$88,138	4	15.50	\$206,535	3	8.00	\$112,685	1	3.00	\$100,354
Summerlin	10	6.10	\$112,059	9	8.33	\$195,795	12	10.33	\$165,584	4	4.25	\$101,784	4	4.00	\$104,045
Sunrise	10	4.30	\$70,161	7	9.86	\$168,207	19	4.53	\$126,455	14	6.21	\$134,493	7	4.14	\$99,341
UMC	14	9.86	\$104,641	11	8.09	\$105,445	15	7.20	\$161,453	13	8.69	\$204,960	8	2.38	\$78,266
Valley	4	4.00	\$83,786	4	8.00	\$167,747	3	4.67	\$138,431	12	3.75	\$88,663	3	2.33	\$59,524
Total	92	6.85	\$99,719	107	6.74	\$117,716	126	7.03	\$137,172	107	6.31	\$134,541	37	3.84	\$97,811
Washoe															
Carson Tahoe	3	7.67	\$82,037	2	11.00	\$84,172	7	8.86	\$80,184	16	8.13	\$72,974	2	6.00	\$57,001
Northern Nevada	2	10.50	\$104,925	2	8.00	\$75,055	1	17.00	\$164,132	1	11.00	\$162,157	0	0.00	\$0
Renown Regional	36	5.17	\$48,800	37	4.19	\$44,437	33	5.09	\$55,170	37	4.38	\$49,800	12	3.50	\$42,297
Renown S. Meadows	0	0.00	\$0	0	0.00	\$0	0	0.00	\$0	0	0.00	\$0	0	0.00	\$0
Saint Mary's	14	5.36	\$70,864	9	4.33	\$56,956	18	3.22	\$79,244	25	3.32	\$85,851	3	6.67	\$129,082
Sierra Surgery	5	2.00	\$28,261	4	9.50	\$43,970	4	4.25	\$38,692	0	0.00	\$0	0	0.00	\$0
Total	60	5.25	\$55,769	54	5.00	\$49,095	63	5.11	\$65,511	79	4.89	\$67,325	17	4.35	\$59,342
Rural															
Battle Mountain	0	0.00	\$0	0	0.00	\$0	0	0.00	\$0	0	0.00	\$0	0	0.00	\$0
Boulder City	0	0.00	\$0	0	0.00	\$0	0	0.00	\$0	0	0.00	\$0	0	0.00	\$0
Carson Valley	0	0.00	\$0	0	0.00	\$0	1	5.00	\$58,097	1	5.00	\$57,096	0	0.00	\$0
Churchill	1	15.00	\$114,488	0	0.00	\$0	0	0.00	\$0	1	9.00	\$77,379	0	0.00	\$0
Desert View	0	0.00	\$0	0	0.00	\$0	1	10.00	\$148,936	0	0.00	\$0	0	0.00	\$0
Grover C. Dils	0	0.00	\$0	0	0.00	\$0	0	0.00	\$0	0	0.00	\$0	0	0.00	\$0
Humboldt	0	0.00	\$0	0	0.00	\$0	0	0.00	\$0	0	0.00	\$0	0	0.00	\$0
Incline Village	0	0.00	\$0	0	0.00	\$0	0	0.00	\$0	0	0.00	\$0	0	0.00	\$0
Mesa View	0	0.00	\$0	0	0.00	\$0	0	0.00	\$0	0	0.00	\$0	0	0.00	\$0
Mount Grant	0	0.00	\$0	0	0.00	\$0	0	0.00	\$0	0	0.00	\$0	0	0.00	\$0
Northeastern	1	16.00	\$117,505	0	0.00	\$0	1	6.00	\$71,050	0	0.00	\$0	0	0.00	\$0
Nye	0	0.00	\$0	0	0.00	\$0	0	0.00	\$0	0	0.00	\$0	0	0.00	\$0
Pershing	0	0.00	\$0	0	0.00	\$0	0	0.00	\$0	0	0.00	\$0	0	0.00	\$0
South Lyon	0	0.00	\$0	0	0.00	\$0	0	0.00	\$0	0	0.00	\$0	0	0.00	\$0
William Bee Ririe	0	0.00	\$0	0	0.00	\$0	0	0.00	\$0	0	0.00	\$0	0	0.00	\$0
Total	2	15.50	\$115,997	0	0.00	\$0	3	7.00	\$92,694	2	7.00	\$67,238	0	0.00	\$0
All Counties	154	6.34	\$82,807	161	6.16	\$94,700	192	6.40	\$112,963	188	5.72	\$105,580	54	4.00	\$85,700

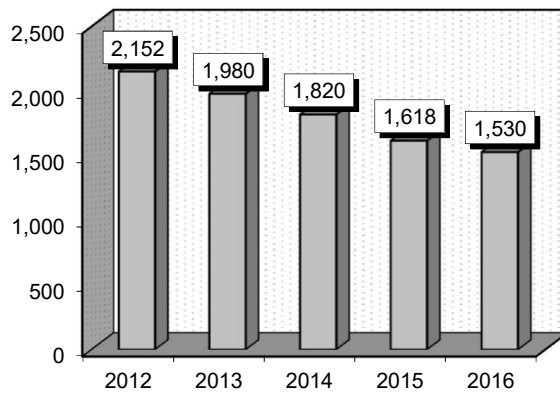
Appendectomy (338-343)

Procedures: that frequently accompanied Appendectomy were: 1) Percutaneous abdominal drainage (5491), 2) Venous catheterization, not elsewhere classified (3893), 3) Parenteral infusion of concentrated nutritional substances (9915), 4) Peritoneal lavage (5425), 5) Insertion of other (naso-)gastric tube (9607).

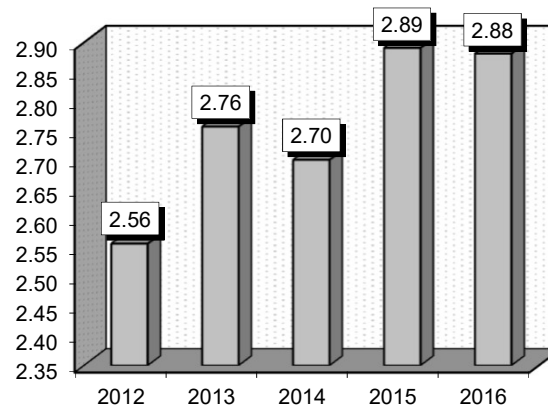
Definitions: Appendectomy: The surgical removal of the appendix. **Appendicitis:** Inflammation of the appendix. **Peritoneum:** The serous membrane lining the cavity of the abdomen and covering the abdominal organs. **Peritonitis:** Inflammation of the peritoneum.

	2012			2013			2014			2015			2016		
	Cases	Avg LOS	Avg Bill	Cases	Avg LOS	Avg Bill	Cases	Avg LOS	Avg Bill	Cases	Avg LOS	Avg Bill	Cases	Avg LOS	Avg Bill
Gender															
Male	1,203	2.67	\$44,767	1,071	2.90	\$50,881	983	2.79	\$51,934	918	2.99	\$59,107	855	2.85	\$63,781
Female	949	2.42	\$43,697	909	2.58	\$49,089	837	2.59	\$52,341	700	2.76	\$58,680	675	2.92	\$63,840
Age Group															
0-17	637	2.92	\$39,254	469	3.35	\$44,855	501	3.30	\$47,228	461	3.69	\$52,393	470	3.47	\$58,433
18-35	628	1.90	\$40,468	602	1.96	\$44,379	516	1.92	\$47,973	453	1.88	\$53,296	395	2.17	\$58,273
36-49	386	2.32	\$46,641	399	2.47	\$51,048	349	2.24	\$51,898	264	2.42	\$61,461	258	2.42	\$67,643
50-64	317	2.83	\$49,850	313	2.88	\$55,202	299	2.80	\$56,189	284	2.96	\$66,546	234	3.14	\$72,735
65+	184	3.59	\$60,319	197	4.19	\$69,629	155	4.21	\$74,405	156	4.12	\$76,380	173	3.24	\$73,247
Total	2,152	2.56	\$44,295	1,980	2.76	\$50,059	1,820	2.70	\$52,121	1,618	2.89	\$58,922	1,530	2.88	\$63,807

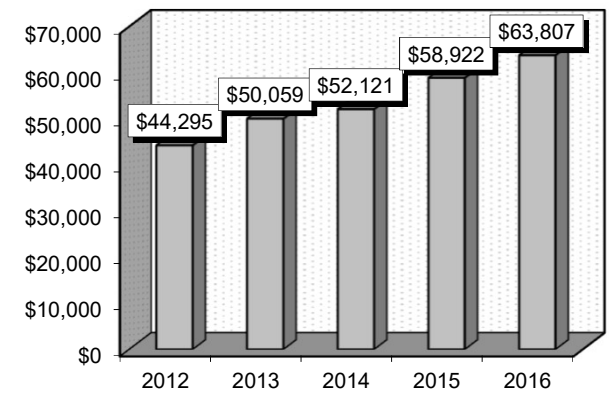
Patient Discharges (Cases)



Average Length of Stay (Avg LOS)



Average Billed Charges (Avg Bill)



County / Hospital	2012			2013			2014			2015			2016		
	Cases	Avg LOS	Avg Bill	Cases	Avg LOS	Avg Bill	Cases	Avg LOS	Avg Bill	Cases	Avg LOS	Avg Bill	Cases	Avg LOS	Avg Bill
Clark															
Centennial Hills	91	1.70	\$46,341	121	1.90	\$56,864	98	2.45	\$61,668	88	1.92	\$63,249	89	2.26	\$77,281
Desert Springs	94	2.33	\$58,413	83	3.28	\$76,372	92	2.77	\$74,145	76	2.63	\$77,506	78	2.53	\$82,885
Henderson Hospital	0	0.00	\$0	0	0.00	\$0	0	0.00	\$0	0	0.00	\$0	7	1.43	\$71,182
Mountain View	96	2.11	\$47,396	82	3.01	\$59,587	97	2.44	\$58,543	90	2.29	\$64,511	74	2.80	\$77,223
Mountain's Edge	0	0.00	\$0	0	0.00	\$0	0	0.00	\$0	0	0.00	\$0	0	0.00	\$0
North Vista	41	3.05	\$44,206	27	1.93	\$38,466	25	2.28	\$41,713	52	1.25	\$36,190	34	1.29	\$56,879
Southern Hills	47	2.34	\$47,091	40	2.50	\$53,309	49	2.59	\$57,561	61	2.77	\$64,286	49	2.18	\$62,347
Spring Valley	103	2.18	\$48,980	125	2.26	\$52,053	103	1.96	\$60,600	107	1.89	\$67,266	72	1.82	\$68,853
St. Rose-Rose de Lima	71	2.32	\$51,060	68	2.71	\$56,069	38	3.05	\$61,494	26	3.27	\$72,685	28	3.18	\$75,633
St. Rose-San Martin	77	2.32	\$47,334	50	2.72	\$58,183	34	2.76	\$60,384	26	3.85	\$80,797	26	4.00	\$88,779
St. Rose-Siena	196	2.98	\$53,061	148	3.32	\$63,018	123	3.28	\$61,692	101	4.56	\$72,579	97	3.28	\$71,523
Summerlin	187	2.36	\$48,844	178	2.89	\$65,017	170	2.47	\$59,232	141	2.88	\$69,588	161	2.83	\$76,159
Sunrise	215	3.44	\$48,440	185	4.41	\$61,514	212	4.25	\$65,378	221	3.92	\$67,745	205	3.98	\$75,548
UMC	272	3.07	\$44,450	247	2.97	\$43,218	200	2.93	\$44,854	168	3.93	\$61,506	141	4.13	\$68,675
Valley	76	2.41	\$56,064	78	2.31	\$55,208	53	2.91	\$78,653	55	2.70	\$73,423	60	2.08	\$68,311
Total	1,566	2.66	\$49,105	1,432	2.96	\$57,099	1,294	2.93	\$60,043	1,210	3.09	\$66,605	1,121	3.02	\$73,503
Washoe															
Carson Tahoe	72	2.75	\$39,015	69	1.75	\$31,894	71	2.32	\$34,752	66	2.29	\$39,690	63	1.98	\$37,950
Northern Nevada	65	1.72	\$34,661	57	2.09	\$40,559	53	1.83	\$40,621	47	1.74	\$44,269	38	3.74	\$49,410
Renown Regional	167	2.46	\$28,279	129	2.75	\$31,174	99	2.83	\$31,690	112	2.96	\$33,074	123	2.97	\$36,162
Renown S. Meadows	21	3.10	\$37,174	22	2.36	\$34,004	17	1.82	\$30,048	21	2.76	\$36,607	24	1.88	\$37,089
Saint Mary's	130	2.27	\$34,139	145	1.88	\$31,858	182	1.71	\$32,743	113	1.72	\$34,862	99	2.02	\$36,319
Sierra Surgery	0	0.00	\$0	0	0.00	\$0	0	0.00	\$0	0	0.00	\$0	0	0.00	\$0
Total	455	2.37	\$32,974	422	2.18	\$32,942	422	2.10	\$33,715	359	2.28	\$36,525	347	2.53	\$38,046
Rural															
Battle Mountain	0	0.00	\$0	0	0.00	\$0	0	0.00	\$0	0	0.00	\$0	0	0.00	\$0
Boulder City	0	0.00	\$0	0	0.00	\$0	0	0.00	\$0	0	0.00	\$0	0	0.00	\$0
Carson Valley	11	1.91	\$27,750	10	2.90	\$29,896	8	2.38	\$24,242	1	1.00	\$24,568	11	1.64	\$22,120
Churchill	35	1.89	\$27,388	29	1.52	\$25,783	25	1.64	\$25,932	15	2.67	\$32,227	1	3.00	\$35,266
Desert View	0	0.00	\$0	0	0.00	\$0	0	0.00	\$0	0	0.00	\$0	0	0.00	\$0
Grover C. Dils	0	0.00	\$0	0	0.00	\$0	0	0.00	\$0	0	0.00	\$0	0	0.00	\$0
Humboldt	17	1.41	\$20,810	12	3.00	\$26,319	13	2.62	\$23,277	5	2.60	\$24,184	7	3.00	\$38,185
Incline Village	0	0.00	\$0	0	0.00	\$0	0	0.00	\$0	0	0.00	\$0	0	0.00	\$0
Mesa View	8	2.63	\$27,446	8	3.00	\$29,943	2	3.00	\$36,974	0	0.00	\$0	0	0.00	\$0
Mount Grant	0	0.00	\$0	0	0.00	\$0	0	0.00	\$0	0	0.00	\$0	0	0.00	\$0
Northeastern	50	2.08	\$25,812	60	2.50	\$27,255	49	2.53	\$30,904	25	2.64	\$36,611	36	2.39	\$34,719
Nye	0	0.00	\$0	0	0.00	\$0	0	0.00	\$0	0	0.00	\$0	0	0.00	\$0
Pershing	0	0.00	\$0	0	0.00	\$0	0	0.00	\$0	0	0.00	\$0	0	0.00	\$0
South Lyon	0	0.00	\$0	0	0.00	\$0	0	0.00	\$0	0	0.00	\$0	0	0.00	\$0
William Bee Ririe	10	2.50	\$29,353	7	2.57	\$30,236	7	2.00	\$29,234	3	2.33	\$29,188	7	2.29	\$32,980
Total	131	1.99	\$26,117	126	2.39	\$27,373	104	2.29	\$28,247	49	2.59	\$33,301	62	2.32	\$32,688
All Counties	2,152	2.56	\$44,295	1,980	2.76	\$50,059	1,820	2.70	\$52,121	1,618	2.89	\$58,922	1,530	2.88	\$63,807

Minor Small & Large Bowel Procedures (344-346)

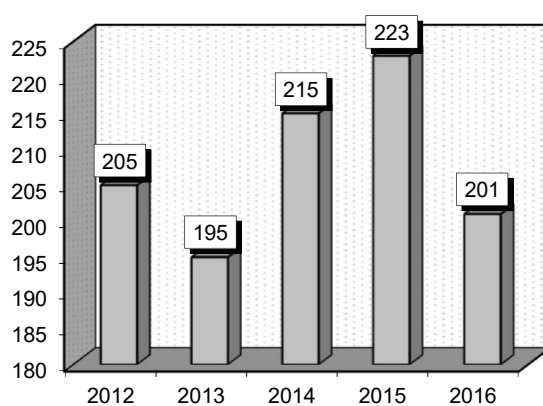
Procedures: that frequently accompanied Minor Small & Large Bowel Procedures were: 1) Closure of stoma of large intestine (4652), 2) Venous catheterization, not elsewhere classified (3893), 3) Repair of pericostomy hernia (4642), 4) Other endoscopy of small intestine (4513), 5) Rigid proctosigmoidoscopy (4823), 6) Proctotomy (480).

Definitions: Stoma: An artificial opening between two cavities or canals, or between such and the surface of the body. **Transfusion:** Transfer of blood or a blood component from one person (donor) to another (recipient). **Catheterization:** The introduction of a catheter (a hollow flexible tube) into a body cavity or organ to inject or remove a fluid.

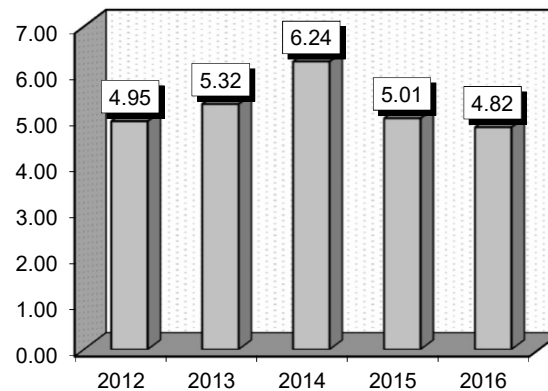
Sigmoidoscopy: A procedure in which a physician inserts a viewing tube (sigmoidoscope) into the rectum for the purpose of inspecting the lower colon and rectum. **Peritoneum:** The serous membrane lining the cavity of the abdomen and covering the abdominal organs. **Colonoscopy:** A medical procedure where a long, flexible, tubular instrument called the colonoscope is used to view the entire inner lining of the colon (large intestine) and the rectum. **Proctosigmoidoscopy:** An examination of the rectum and the lower part of the colon using a thin, lighted instrument called a sigmoidoscope. **Proctotomy:** Incision into the rectum. Also called rectotomy.

Gender	2012			2013			2014			2015			2016		
	Cases	Avg LOS	Avg Bill	Cases	Avg LOS	Avg Bill	Cases	Avg LOS	Avg Bill	Cases	Avg LOS	Avg Bill	Cases	Avg LOS	Avg Bill
Male	109	4.55	\$50,790	116	5.47	\$68,524	111	6.53	\$82,163	131	4.64	\$66,921	129	4.68	\$78,744
Female	96	5.41	\$61,653	79	5.11	\$59,988	104	5.93	\$69,318	92	5.54	\$79,542	72	5.07	\$78,962
Age Group	Cases	Avg LOS	Avg Bill	Cases	Avg LOS	Avg Bill	Cases	Avg LOS	Avg Bill	Cases	Avg LOS	Avg Bill	Cases	Avg LOS	Avg Bill
0-17	16	5.38	\$41,478	11	4.27	\$34,983	13	7.92	\$67,235	10	5.10	\$55,663	7	5.29	\$62,421
18-35	9	3.00	\$36,023	16	3.88	\$38,752	20	4.30	\$53,194	19	3.58	\$52,243	33	3.67	\$65,363
36-49	40	3.98	\$52,057	40	4.80	\$68,803	30	6.30	\$75,243	42	4.76	\$69,688	43	4.86	\$81,163
50-64	74	4.99	\$54,419	60	4.88	\$54,520	72	6.32	\$82,711	78	5.01	\$74,338	62	4.37	\$68,441
65+	66	5.67	\$66,025	68	6.53	\$83,230	80	6.36	\$77,234	74	5.51	\$78,513	56	5.91	\$98,498
Total	205	4.95	\$55,877	195	5.32	\$65,066	215	6.24	\$75,950	223	5.01	\$72,128	201	4.82	\$78,822

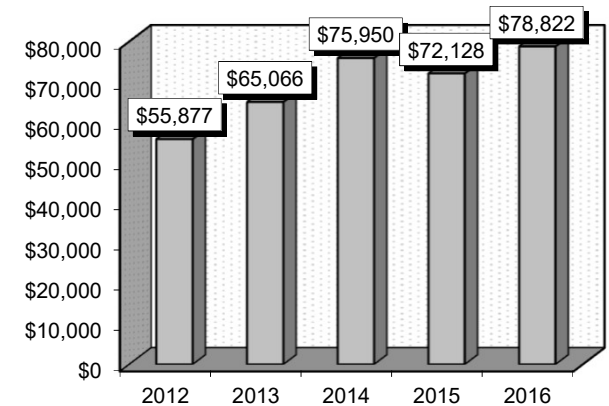
Patient Discharges (Cases)



Average Length of Stay (Avg LOS)



Average Billed Charges (Avg Bill)



County / Hospital	2012			2013			2014			2015			2016		
	Cases	Avg LOS	Avg Bill	Cases	Avg LOS	Avg Bill	Cases	Avg LOS	Avg Bill	Cases	Avg LOS	Avg Bill	Cases	Avg LOS	Avg Bill
Clark															
Centennial Hills	8	4.38	\$75,929	4	6.75	\$111,996	4	3.75	\$63,503	10	5.00	\$87,395	15	3.73	\$89,867
Desert Springs	4	3.00	\$65,186	5	5.00	\$89,004	8	6.25	\$111,901	13	7.31	\$138,768	15	4.00	\$87,662
Henderson Hospital	0	0.00	\$0	0	0.00	\$0	0	0.00	\$0	0	0.00	\$0	0	0.00	\$0
Mountain View	22	5.14	\$60,397	18	5.11	\$77,079	18	5.17	\$76,308	16	4.44	\$82,268	19	4.37	\$76,403
Mountain's Edge	0	0.00	\$0	0	0.00	\$0	0	0.00	\$0	0	0.00	\$0	0	0.00	\$0
North Vista	4	3.50	\$33,655	1	1.00	\$20,591	2	6.50	\$99,247	2	2.50	\$27,827	2	5.50	\$42,446
Southern Hills	3	3.00	\$29,979	2	2.00	\$34,414	4	6.50	\$79,844	6	4.67	\$67,644	7	6.43	\$88,698
Spring Valley	2	14.00	\$251,629	4	4.00	\$61,598	5	5.00	\$115,944	14	3.86	\$78,463	12	8.08	\$132,239
St. Rose-Rose de Lima	5	4.00	\$44,944	3	6.00	\$53,413	2	5.50	\$58,857	1	1.00	\$35,542	4	3.00	\$54,955
St. Rose-San Martin	12	3.92	\$52,726	5	4.20	\$54,865	6	6.17	\$100,078	13	5.38	\$75,881	12	4.33	\$73,195
St. Rose-Siena	9	6.22	\$53,850	11	5.55	\$59,846	6	4.50	\$52,399	8	6.88	\$77,943	16	3.13	\$56,164
Summerlin	21	5.38	\$74,077	27	6.81	\$116,026	21	6.48	\$103,020	12	5.17	\$93,059	11	5.36	\$134,578
Sunrise	13	3.92	\$57,509	10	11.80	\$155,610	25	7.88	\$96,209	24	6.21	\$91,141	20	4.45	\$73,643
UMC	24	4.75	\$54,969	28	4.50	\$51,450	19	6.00	\$59,286	17	4.65	\$75,247	7	3.29	\$58,838
Valley	8	6.38	\$92,430	7	3.57	\$53,275	5	4.40	\$66,422	10	6.20	\$113,851	9	7.22	\$130,114
Total	135	4.91	\$63,917	125	5.74	\$81,692	125	6.13	\$85,441	146	5.35	\$88,504	149	4.71	\$86,847
Washoe															
Carson Tahoe	6	3.83	\$38,197	4	5.00	\$38,673	7	5.57	\$50,327	6	2.33	\$26,311	8	5.38	\$52,455
Northern Nevada	9	5.67	\$51,691	3	6.67	\$77,621	3	4.67	\$73,809	7	5.57	\$85,063	5	2.00	\$44,006
Renown Regional	24	5.33	\$33,003	37	4.54	\$29,673	42	5.17	\$37,023	36	4.69	\$36,207	20	7.25	\$77,896
Renown S. Meadows	1	4.00	\$26,429	2	5.00	\$34,658	5	5.20	\$42,222	0	0.00	\$0	3	4.00	\$49,906
Saint Mary's	17	4.29	\$43,991	18	4.56	\$41,370	27	9.52	\$114,402	21	4.19	\$41,945	13	3.15	\$32,155
Sierra Surgery	4	4.25	\$26,411	2	3.00	\$26,889	1	3.00	\$24,365	1	3.00	\$30,273	0	0.00	\$0
Total	61	4.85	\$38,793	66	4.64	\$35,655	85	6.54	\$64,153	71	4.41	\$41,801	49	5.12	\$56,435
Rural															
Battle Mountain	0	0.00	\$0	0	0.00	\$0	0	0.00	\$0	0	0.00	\$0	0	0.00	\$0
Boulder City	0	0.00	\$0	0	0.00	\$0	0	0.00	\$0	0	0.00	\$0	0	0.00	\$0
Carson Valley	2	6.50	\$49,389	0	0.00	\$0	3	4.00	\$37,021	0	0.00	\$0	2	6.50	\$52,161
Churchill	3	7.00	\$42,845	1	3.00	\$23,463	0	0.00	\$0	3	3.67	\$25,908	0	0.00	\$0
Desert View	0	0.00	\$0	0	0.00	\$0	0	0.00	\$0	0	0.00	\$0	0	0.00	\$0
Grover C. Dils	0	0.00	\$0	0	0.00	\$0	0	0.00	\$0	0	0.00	\$0	0	0.00	\$0
Humboldt	2	7.00	\$78,630	0	0.00	\$0	0	0.00	\$0	0	0.00	\$0	0	0.00	\$0
Incline Village	0	0.00	\$0	0	0.00	\$0	0	0.00	\$0	0	0.00	\$0	0	0.00	\$0
Mesa View	0	0.00	\$0	0	0.00	\$0	0	0.00	\$0	0	0.00	\$0	1	3.00	\$33,413
Mount Grant	0	0.00	\$0	0	0.00	\$0	0	0.00	\$0	0	0.00	\$0	0	0.00	\$0
Northeastern	2	4.00	\$37,535	3	3.67	\$33,226	2	4.00	\$42,499	2	4.50	\$39,688	0	0.00	\$0
Nye	0	0.00	\$0	0	0.00	\$0	0	0.00	\$0	0	0.00	\$0	0	0.00	\$0
Pershing	0	0.00	\$0	0	0.00	\$0	0	0.00	\$0	0	0.00	\$0	0	0.00	\$0
South Lyon	0	0.00	\$0	0	0.00	\$0	0	0.00	\$0	0	0.00	\$0	0	0.00	\$0
William Bee Ririe	0	0.00	\$0	0	0.00	\$0	0	0.00	\$0	1	4.00	\$37,936	0	0.00	\$0
Total	9	6.22	\$51,072	4	3.50	\$30,786	5	4.00	\$39,212	6	4.00	\$32,506	3	5.33	\$45,911
All Counties	205	4.95	\$55,877	195	5.32	\$65,066	215	6.24	\$75,950	223	5.01	\$72,128	201	4.82	\$78,822

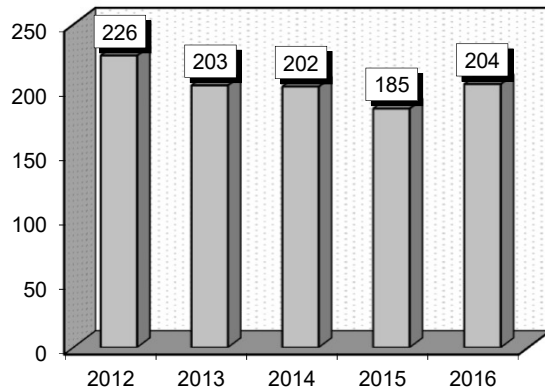
Inguinal & Femoral Hernia Procedures (350-352)

Procedures: that frequently accompanied Inguinal & Femoral Hernia Procedures were: 1) Hemodialysis (3995), 2) Repair of inguinal hernia with graft or prosthesis, not otherwise specified (5305), 3) Other and open repair of indirect inguinal hernia with graft or prosthesis (5304), 4) Other and open repair of direct inguinal hernia with graft or prosthesis (5303).

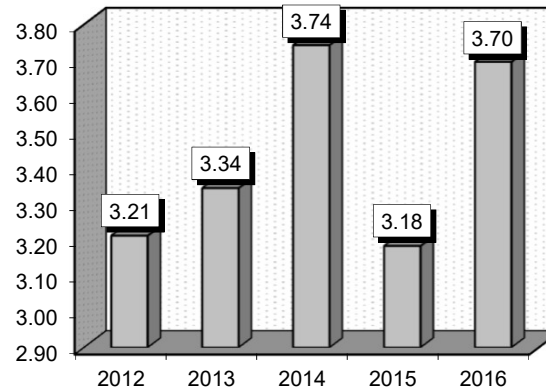
Definitions: **Inguinal:** Of, relating to, or situated in the region of the groin. **Femoral:** Pertaining to the femur or to the thigh. **Hernia:** A general term used to describe a bulge or protrusion of an organ through the structure or muscle that usually contains it. **Hemodialysis:** A method of mechanically cleansing the blood outside of the body, in order to remove various substances that would normally be cleared by the kidneys.

Gender	2012			2013			2014			2015			2016		
	Cases	Avg LOS	Avg Bill	Cases	Avg LOS	Avg Bill	Cases	Avg LOS	Avg Bill	Cases	Avg LOS	Avg Bill	Cases	Avg LOS	Avg Bill
Male	183	3.21	\$50,353	164	3.37	\$53,314	156	3.92	\$68,073	137	2.85	\$65,541	152	3.91	\$83,538
Female	43	3.23	\$51,194	39	3.26	\$55,679	46	3.13	\$53,036	48	4.15	\$73,411	52	3.06	\$68,254
Age Group	Cases	Avg LOS	Avg Bill	Cases	Avg LOS	Avg Bill	Cases	Avg LOS	Avg Bill	Cases	Avg LOS	Avg Bill	Cases	Avg LOS	Avg Bill
0-17	8	1.63	\$26,321	9	2.33	\$27,446	9	10.11	\$94,851	13	1.92	\$38,632	15	5.60	\$79,067
18-35	16	2.13	\$37,567	15	2.40	\$34,862	12	1.25	\$33,951	9	2.22	\$52,093	8	1.25	\$57,747
36-49	27	3.30	\$59,493	23	2.65	\$45,701	22	2.00	\$38,245	19	2.58	\$62,926	21	2.29	\$57,141
50-64	56	2.30	\$41,995	47	3.72	\$57,122	49	2.67	\$64,330	53	2.49	\$63,715	50	4.02	\$87,875
65+	119	3.87	\$55,852	109	3.54	\$58,800	110	4.32	\$70,950	91	3.99	\$76,476	110	3.74	\$81,867
Total	226	3.21	\$50,513	203	3.34	\$53,769	202	3.74	\$64,649	185	3.18	\$67,583	204	3.70	\$79,642

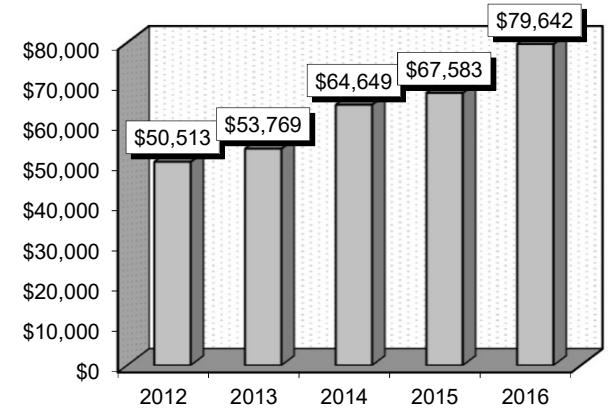
Patient Discharges (Cases)



Average Length of Stay (Avg LOS)



Average Billed Charges (Avg Bill)



County / Hospital	2012			2013			2014			2015			2016		
	Cases	Avg LOS	Avg Bill	Cases	Avg LOS	Avg Bill	Cases	Avg LOS	Avg Bill	Cases	Avg LOS	Avg Bill	Cases	Avg LOS	Avg Bill
Clark															
Centennial Hills	7	4.29	\$70,427	7	2.43	\$64,598	7	3.57	\$93,380	11	2.09	\$67,087	11	2.82	\$92,871
Desert Springs	17	3.76	\$74,509	18	4.11	\$85,660	9	6.33	\$128,164	9	3.11	\$90,954	14	3.57	\$94,936
Henderson Hospital	0	0.00	\$0	0	0.00	\$0	0	0.00	\$0	0	0.00	\$0	0	0.00	\$0
Mountain View	13	4.08	\$56,193	18	2.67	\$55,503	11	2.91	\$60,187	17	3.00	\$67,006	17	4.12	\$97,201
Mountain's Edge	0	0.00	\$0	0	0.00	\$0	0	0.00	\$0	0	0.00	\$0	0	0.00	\$0
North Vista	6	4.50	\$57,603	2	9.50	\$102,092	8	2.13	\$39,187	5	2.20	\$37,885	5	5.20	\$84,077
Southern Hills	7	3.00	\$46,591	6	2.50	\$48,932	8	4.00	\$52,542	8	5.38	\$87,010	8	7.00	\$147,761
Spring Valley	18	3.00	\$61,446	7	2.00	\$48,363	17	2.65	\$65,040	14	3.21	\$84,659	17	2.53	\$82,045
St. Rose-Rose de Lima	6	2.50	\$37,139	3	1.67	\$37,602	4	9.25	\$125,900	7	3.29	\$66,265	3	3.33	\$58,772
St. Rose-San Martin	12	3.75	\$59,229	4	2.00	\$46,177	4	6.25	\$77,935	1	5.00	\$66,205	1	1.00	\$107,648
St. Rose-Siena	14	2.36	\$42,559	9	4.44	\$69,556	9	3.11	\$55,532	10	3.50	\$67,495	8	3.88	\$68,397
Summerlin	16	2.63	\$48,939	9	4.78	\$61,373	12	3.75	\$105,252	16	4.00	\$87,624	21	5.29	\$114,511
Sunrise	11	3.09	\$56,767	15	4.13	\$69,829	15	8.27	\$109,239	20	3.90	\$90,626	15	2.80	\$64,536
UMC	15	3.07	\$56,682	18	3.94	\$46,547	16	4.44	\$55,347	6	3.67	\$63,954	13	3.85	\$76,569
Valley	15	4.20	\$75,898	17	3.41	\$66,930	19	4.21	\$81,867	16	2.44	\$75,595	21	3.38	\$92,142
Total	157	3.36	\$58,557	133	3.56	\$62,620	139	4.45	\$78,895	140	3.34	\$76,994	154	3.84	\$91,783
Washoe															
Carson Tahoe	8	2.13	\$30,803	7	5.71	\$65,398	12	1.92	\$32,945	6	3.17	\$38,570	15	2.47	\$37,250
Northern Nevada	4	2.75	\$38,992	5	1.40	\$35,833	4	1.25	\$40,806	3	2.67	\$51,439	2	3.00	\$57,242
Renown Regional	24	2.33	\$28,379	13	4.54	\$44,337	16	3.25	\$38,245	15	4.07	\$42,966	18	4.39	\$47,887
Renown S. Meadows	3	2.00	\$27,443	3	1.67	\$28,024	2	3.00	\$40,246	0	0.00	\$0	4	1.50	\$32,383
Saint Mary's	16	2.56	\$35,577	14	1.93	\$33,287	18	1.89	\$32,109	12	1.58	\$35,598	7	2.43	\$42,127
Sierra Surgery	1	2.00	\$25,051	1	2.00	\$28,105	1	1.00	\$19,538	0	0.00	\$0	0	0.00	\$0
Total	56	2.38	\$31,431	43	3.26	\$41,663	53	2.28	\$34,877	36	2.97	\$40,484	46	3.15	\$42,601
Rural															
Battle Mountain	0	0.00	\$0	0	0.00	\$0	0	0.00	\$0	0	0.00	\$0	0	0.00	\$0
Boulder City	0	0.00	\$0	0	0.00	\$0	0	0.00	\$0	0	0.00	\$0	0	0.00	\$0
Carson Valley	3	2.33	\$27,815	16	3.13	\$37,075	1	1.00	\$18,225	2	1.50	\$21,919	2	4.00	\$31,064
Churchill	5	2.20	\$22,618	5	1.40	\$20,249	2	2.50	\$39,881	3	2.00	\$28,894	0	0.00	\$0
Desert View	0	0.00	\$0	0	0.00	\$0	0	0.00	\$0	0	0.00	\$0	1	5.00	\$45,631
Grover C. Dils	0	0.00	\$0	0	0.00	\$0	0	0.00	\$0	0	0.00	\$0	0	0.00	\$0
Humboldt	5	9.60	\$53,170	6	1.33	\$16,776	2	1.50	\$12,145	1	2.00	\$22,040	0	0.00	\$0
Incline Village	0	0.00	\$0	0	0.00	\$0	0	0.00	\$0	0	0.00	\$0	0	0.00	\$0
Mesa View	0	0.00	\$0	0	0.00	\$0	1	2.00	\$19,252	0	0.00	\$0	0	0.00	\$0
Mount Grant	0	0.00	\$0	0	0.00	\$0	0	0.00	\$0	0	0.00	\$0	0	0.00	\$0
Northeastern	0	0.00	\$0	0	0.00	\$0	3	1.67	\$26,622	2	1.50	\$36,445	1	4.00	\$45,015
Nye	0	0.00	\$0	0	0.00	\$0	0	0.00	\$0	0	0.00	\$0	0	0.00	\$0
Pershing	0	0.00	\$0	0	0.00	\$0	0	0.00	\$0	0	0.00	\$0	0	0.00	\$0
South Lyon	0	0.00	\$0	0	0.00	\$0	0	0.00	\$0	0	0.00	\$0	0	0.00	\$0
William Bee Ririe	0	0.00	\$0	0	0.00	\$0	1	1.00	\$22,758	1	1.00	\$40,832	0	0.00	\$0
Total	13	5.08	\$35,568	27	2.41	\$29,448	10	1.70	\$24,415	9	1.67	\$29,587	4	4.25	\$38,194
All Counties	226	3.21	\$50,513	203	3.34	\$53,769	202	3.74	\$64,649	185	3.18	\$67,583	204	3.70	\$79,642

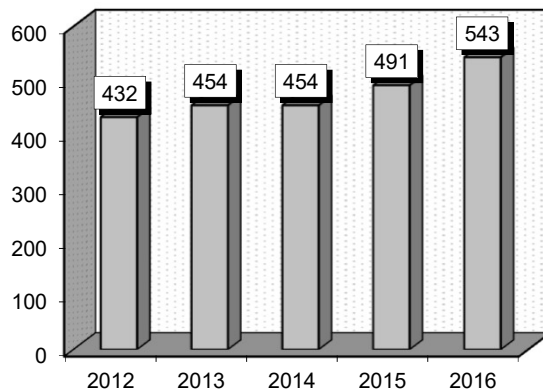
Hernia Procedures Except Inguinal & Femoral (353-355)

Procedures: that frequently accompanied Hernia Procedures Except Inguinal & Femoral were: 1) Laparoscopic incisional hernia repair with graft or prosthesis (5362), 2) Other open umbilical herniorrhaphy (5349), 3) Other and open repair of umbilical hernia with graft or prosthesis (5341), 4) Continuous invasive mechanical ventilation for less than 96 consecutive hours (9671), 5) Other and open repair of other hernia of anterior abdominal wall with graft or prosthesis (5369).

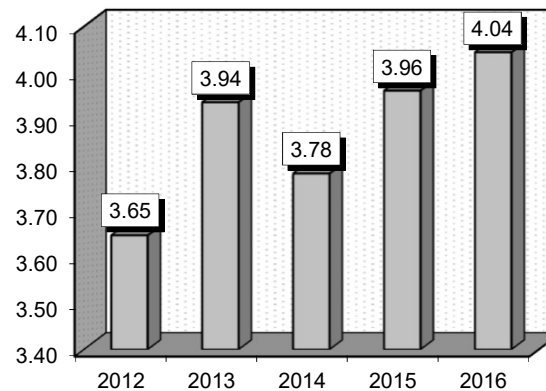
Definitions: **Inguinal:** Of, relating to, or situated in the region of the groin. **Femoral:** Pertaining to the femur or to the thigh. **Hernia:** A general term used to describe a bulge or protrusion of an organ through the structure or muscle that usually contains it. **Gangrene:** Localized death and decomposition of body tissue, resulting from either obstructed circulation or bacterial infection. **Laparoscopy:** Examination or treatment of the interior of the abdomen by means of a laparoscope.

Gender	2012			2013			2014			2015			2016		
	Cases	Avg LOS	Avg Bill	Cases	Avg LOS	Avg Bill	Cases	Avg LOS	Avg Bill	Cases	Avg LOS	Avg Bill	Cases	Avg LOS	Avg Bill
Male	172	3.53	\$54,830	211	4.02	\$82,075	190	3.52	\$74,835	202	4.06	\$89,649	220	4.21	\$89,774
Female	260	3.73	\$61,446	243	3.86	\$69,158	264	3.97	\$73,497	289	3.89	\$90,451	323	3.93	\$86,475
Age Group	Cases	Avg LOS	Avg Bill	Cases	Avg LOS	Avg Bill	Cases	Avg LOS	Avg Bill	Cases	Avg LOS	Avg Bill	Cases	Avg LOS	Avg Bill
0-17	4	1.25	\$19,695	2	1.00	\$23,215	3	4.00	\$42,421	4	3.00	\$73,513	9	6.56	\$64,212
18-35	31	2.39	\$50,634	28	2.68	\$52,300	29	2.69	\$50,077	38	3.26	\$80,862	31	2.68	\$69,905
36-49	94	2.73	\$50,625	96	3.50	\$61,037	94	3.07	\$62,992	107	3.50	\$85,007	130	3.65	\$82,466
50-64	143	3.64	\$57,035	167	4.16	\$86,961	178	3.63	\$73,147	164	3.84	\$92,745	182	4.08	\$93,276
65+	160	4.50	\$67,771	161	4.22	\$75,964	150	4.61	\$87,339	178	4.52	\$93,127	191	4.39	\$90,262
Total	432	3.65	\$58,812	454	3.94	\$75,161	454	3.78	\$74,057	491	3.96	\$90,121	543	4.04	\$87,812

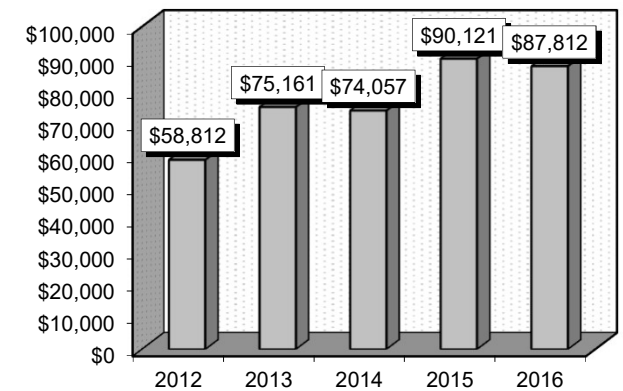
Patient Discharges (Cases)



Average Length of Stay (Avg LOS)



Average Billed Charges (Avg Bill)



County / Hospital	2012			2013			2014			2015			2016		
	Cases	Avg LOS	Avg Bill	Cases	Avg LOS	Avg Bill	Cases	Avg LOS	Avg Bill	Cases	Avg LOS	Avg Bill	Cases	Avg LOS	Avg Bill
Clark															
Centennial Hills	16	5.06	\$104,362	15	3.40	\$85,558	19	3.42	\$90,759	19	3.26	\$92,132	20	3.90	\$91,984
Desert Springs	15	3.53	\$74,490	15	3.33	\$81,281	15	3.87	\$117,943	20	3.85	\$109,210	29	4.86	\$120,382
Henderson Hospital	0	0.00	\$0	0	0.00	\$0	0	0.00	\$0	0	0.00	\$0	1	1.00	\$88,037
Mountain View	29	3.10	\$54,181	29	4.90	\$78,992	43	5.09	\$123,518	63	5.21	\$141,097	43	4.63	\$114,574
Mountain's Edge	0	0.00	\$0	0	0.00	\$0	0	0.00	\$0	0	0.00	\$0	0	0.00	\$0
North Vista	6	3.00	\$46,133	8	2.63	\$53,859	15	3.33	\$47,269	7	2.14	\$40,031	5	3.60	\$72,939
Southern Hills	12	2.50	\$43,737	15	3.13	\$56,803	17	4.71	\$83,592	16	3.75	\$96,773	28	3.68	\$68,289
Spring Valley	30	2.83	\$59,308	38	3.55	\$80,185	33	3.09	\$71,131	47	3.28	\$93,385	62	3.63	\$102,405
St. Rose-Rose de Lima	7	3.71	\$51,369	8	6.63	\$90,373	12	3.58	\$58,898	3	3.00	\$65,274	3	2.00	\$61,278
St. Rose-San Martin	17	3.00	\$46,863	4	5.00	\$70,438	14	3.29	\$51,194	17	3.41	\$58,351	7	3.00	\$67,439
St. Rose-Siena	23	5.30	\$69,783	22	3.23	\$54,459	25	3.56	\$68,801	22	3.95	\$77,353	22	4.09	\$90,502
Summerlin	26	3.92	\$72,234	29	7.07	\$207,211	23	4.35	\$104,338	32	4.97	\$110,975	45	4.49	\$123,722
Sunrise	34	5.29	\$92,968	39	4.00	\$79,375	38	3.11	\$73,889	51	4.96	\$107,277	48	6.65	\$127,024
UMC	23	4.57	\$64,508	33	3.42	\$66,206	26	3.23	\$77,561	36	3.58	\$99,877	33	4.67	\$108,519
Valley	50	3.52	\$70,434	56	4.34	\$94,712	44	3.70	\$83,956	34	4.68	\$111,099	40	3.40	\$88,935
Total	288	3.89	\$68,559	311	4.20	\$89,773	324	3.76	\$84,395	367	4.22	\$104,431	386	4.39	\$104,719
Washoe															
Carson Tahoe	11	2.45	\$39,086	13	3.62	\$49,034	20	5.15	\$55,916	18	3.39	\$42,935	23	3.65	\$45,858
Northern Nevada	14	2.93	\$47,845	10	1.80	\$38,111	7	2.86	\$50,857	5	4.00	\$106,584	16	3.13	\$73,109
Renown Regional	51	3.39	\$40,655	53	3.91	\$44,168	35	5.17	\$54,318	48	3.38	\$45,493	51	3.29	\$39,049
Renown S. Meadows	8	4.75	\$41,306	7	2.29	\$28,315	4	2.75	\$32,861	4	2.00	\$32,493	13	3.77	\$56,656
Saint Mary's	37	2.86	\$39,044	34	3.06	\$42,554	47	3.02	\$45,956	35	3.23	\$52,686	39	3.00	\$46,713
Sierra Surgery	4	3.00	\$28,809	4	1.50	\$28,054	4	1.50	\$19,973	0	0.00	\$0	0	0.00	\$0
Total	125	3.18	\$40,508	121	3.29	\$42,287	117	3.96	\$49,118	110	3.31	\$49,667	142	3.30	\$47,706
Rural															
Battle Mountain	0	0.00	\$0	0	0.00	\$0	0	0.00	\$0	0	0.00	\$0	0	0.00	\$0
Boulder City	0	0.00	\$0	0	0.00	\$0	0	0.00	\$0	0	0.00	\$0	0	0.00	\$0
Carson Valley	2	4.00	\$49,630	14	4.29	\$57,559	8	2.88	\$41,978	8	2.25	\$35,234	8	2.38	\$33,746
Churchill	6	3.33	\$29,336	4	3.00	\$43,936	1	5.00	\$37,937	4	2.00	\$29,891	1	1.00	\$20,954
Desert View	0	0.00	\$0	0	0.00	\$0	1	4.00	\$60,982	0	0.00	\$0	1	1.00	\$42,080
Grover C. Dils	0	0.00	\$0	0	0.00	\$0	0	0.00	\$0	0	0.00	\$0	0	0.00	\$0
Humboldt	8	3.38	\$32,651	4	2.50	\$26,317	0	0.00	\$0	0	0.00	\$0	2	5.00	\$38,645
Incline Village	0	0.00	\$0	0	0.00	\$0	0	0.00	\$0	0	0.00	\$0	0	0.00	\$0
Mesa View	1	2.00	\$17,380	0	0.00	\$0	0	0.00	\$0	1	2.00	\$18,657	1	2.00	\$20,363
Mount Grant	0	0.00	\$0	0	0.00	\$0	0	0.00	\$0	0	0.00	\$0	0	0.00	\$0
Northeastern	2	1.50	\$22,155	0	0.00	\$0	3	1.67	\$32,086	1	3.00	\$39,595	1	1.00	\$23,093
Nye	0	0.00	\$0	0	0.00	\$0	0	0.00	\$0	0	0.00	\$0	0	0.00	\$0
Pershing	0	0.00	\$0	0	0.00	\$0	0	0.00	\$0	0	0.00	\$0	0	0.00	\$0
South Lyon	0	0.00	\$0	0	0.00	\$0	0	0.00	\$0	0	0.00	\$0	0	0.00	\$0
William Bee Ririe	0	0.00	\$0	0	0.00	\$0	0	0.00	\$0	0	0.00	\$0	1	1.00	\$32,305
Total	19	3.16	\$31,483	22	3.73	\$49,402	13	2.85	\$40,846	14	2.21	\$32,835	15	2.33	\$32,403
All Counties	432	3.65	\$58,812	454	3.94	\$75,161	454	3.78	\$74,057	491	3.96	\$90,121	543	4.04	\$87,812

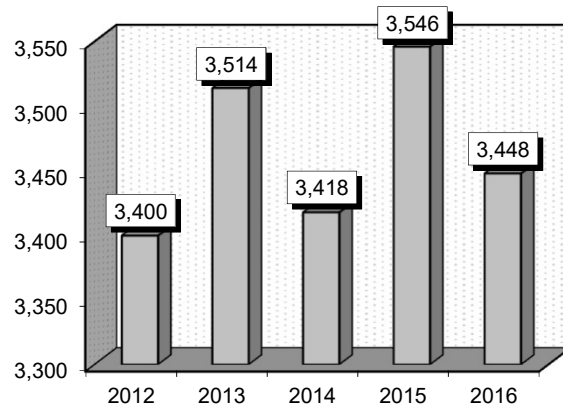
Gastrointestinal Hemorrhage (377-379)

Diagnoses: that frequently accompanied Gastrointestinal Hemorrhage were: 1) Unspecified essential hypertension (4019), 2) Diverticulosis of colon (without mention of hemorrhage) (56210), 3) Acute posthemorrhagic anemia (2851), 4) Tobacco use disorder (3051), 5) Diabetes mellitus without mention of complication, type II or unspecified type, not stated as uncontrolled (25000), 6) Diaphragmatic hernia without mention of obstruction or gangrene (5533), 7) Other and unspecified hyperlipidemia (2724).

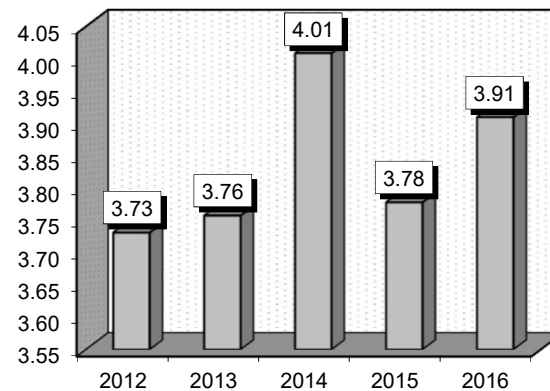
Definitions: **Hypertension:** High blood pressure. **Hemorrhage:** An escape of blood from the blood vessels, especially when excessive. **Diverticulosis:** The presence of diverticula in the absence of inflammation. **Diverticulitis:** Inflammation of a diverticulum, especially of the small pockets in the wall of the colon which fill with stagnant fecal material and become inflamed; rarely, they may cause obstruction, perforation, or bleeding. **Duodenum:** First part of the small intestine. **Hyperlipidemia:** An abnormally high concentration of fats or lipids in the blood. **Diabetes mellitus:** A condition in which the pancreas no longer produces enough insulin or cells stop responding to the insulin that is produced, so that glucose in the blood cannot be absorbed into the cells of the body. **Hyperglycemia:** An abnormally high concentration of glucose in the circulating blood, seen especially in patients with diabetes mellitus. **Anemia:** A condition marked by a deficiency of red blood cells or of hemoglobin in the blood, resulting in pallor and weariness; diminishes the capacity of the blood to carry oxygen.

Gender	2012			2013			2014			2015			2016		
	Cases	Avg LOS	Avg Bill	Cases	Avg LOS	Avg Bill	Cases	Avg LOS	Avg Bill	Cases	Avg LOS	Avg Bill	Cases	Avg LOS	Avg Bill
Male	1,869	3.67	\$45,300	1,899	3.83	\$50,526	1,847	3.95	\$53,930	1,980	3.88	\$57,164	1,845	3.78	\$59,999
Female	1,531	3.81	\$46,054	1,615	3.67	\$47,144	1,571	4.07	\$55,863	1,566	3.65	\$52,918	1,603	4.06	\$61,693
Age Group	Cases	Avg LOS	Avg Bill	Cases	Avg LOS	Avg Bill	Cases	Avg LOS	Avg Bill	Cases	Avg LOS	Avg Bill	Cases	Avg LOS	Avg Bill
0-17	31	3.03	\$32,223	32	2.94	\$37,221	23	2.35	\$35,567	35	2.94	\$45,236	21	3.19	\$34,713
18-35	186	2.38	\$31,124	178	2.48	\$35,394	174	2.70	\$39,554	168	2.72	\$41,713	175	2.61	\$45,891
36-49	371	3.13	\$40,940	378	3.39	\$42,350	328	3.59	\$52,280	357	3.08	\$48,188	316	4.03	\$61,587
50-64	826	3.81	\$45,464	830	3.86	\$52,253	868	3.70	\$53,604	942	3.53	\$53,386	831	3.58	\$58,155
65+	1,986	3.95	\$48,159	2,096	3.90	\$50,199	2,025	4.34	\$57,280	2,044	4.12	\$58,694	2,105	4.14	\$63,204
Total	3,400	3.73	\$45,640	3,514	3.76	\$48,972	3,418	4.01	\$54,818	3,546	3.78	\$55,289	3,448	3.91	\$60,787

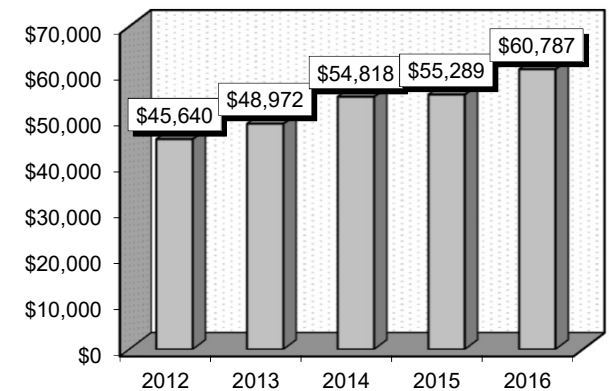
Patient Discharges (Cases)



Average Length of Stay (Avg LOS)



Average Billed Charges (Avg Bill)



County / Hospital	2012			2013			2014			2015			2016		
	Cases	Avg LOS	Avg Bill	Cases	Avg LOS	Avg Bill	Cases	Avg LOS	Avg Bill	Cases	Avg LOS	Avg Bill	Cases	Avg LOS	Avg Bill
Clark															
Centennial Hills	157	3.52	\$51,034	139	3.20	\$58,211	163	3.67	\$68,972	160	3.28	\$65,473	177	3.21	\$66,995
Desert Springs	195	4.36	\$56,372	226	4.10	\$60,820	197	5.09	\$71,273	236	3.90	\$66,353	274	4.02	\$72,887
Henderson Hospital	0	0.00	\$0	0	0.00	\$0	0	0.00	\$0	0	0.00	\$0	1	2.00	\$98,738
Mountain View	258	4.06	\$59,682	286	4.38	\$64,119	327	4.06	\$70,108	301	3.74	\$66,125	298	4.29	\$76,116
Mountain's Edge	0	0.00	\$0	0	0.00	\$0	0	0.00	\$0	2	6.00	\$30,062	17	24.88	\$193,237
North Vista	118	4.42	\$44,591	127	4.38	\$41,135	129	4.52	\$44,633	122	3.53	\$37,957	81	3.74	\$50,484
Southern Hills	96	2.97	\$40,643	95	2.97	\$46,761	65	3.54	\$48,097	43	4.02	\$55,617	107	2.89	\$55,032
Spring Valley	159	4.01	\$54,271	202	3.93	\$59,886	236	4.97	\$68,792	174	3.85	\$73,830	191	3.79	\$79,154
St. Rose-Rose de Lima	121	3.49	\$44,947	100	3.67	\$48,218	104	3.25	\$51,606	89	3.63	\$58,755	40	4.15	\$55,376
St. Rose-San Martin	121	3.63	\$46,278	141	3.35	\$45,168	118	3.55	\$55,033	101	3.42	\$56,570	84	3.81	\$67,352
St. Rose-Siena	189	3.66	\$42,962	232	3.22	\$43,379	183	3.78	\$55,319	173	3.64	\$59,196	74	3.76	\$63,290
Summerlin	212	3.78	\$59,956	226	4.08	\$68,393	200	4.43	\$73,904	214	4.09	\$72,414	245	3.92	\$83,719
Sunrise	397	3.87	\$54,635	403	4.20	\$61,761	398	4.71	\$70,203	503	4.82	\$75,763	441	4.46	\$75,510
UMC	180	3.89	\$39,451	180	3.54	\$32,736	161	3.80	\$35,698	209	3.90	\$45,544	219	4.17	\$52,956
Valley	236	4.24	\$60,744	171	4.51	\$74,144	209	4.43	\$76,338	206	3.77	\$68,993	206	4.15	\$78,755
Total	2,439	3.89	\$52,149	2,528	3.90	\$56,214	2,490	4.28	\$64,151	2,533	3.97	\$64,938	2,455	4.14	\$72,171
Washoe															
Carson Tahoe	178	2.91	\$26,369	195	3.02	\$28,396	179	3.23	\$26,602	196	3.11	\$26,112	222	3.28	\$27,837
Northern Nevada	53	3.19	\$43,982	45	3.60	\$40,794	43	2.77	\$45,752	41	3.49	\$58,673	45	2.71	\$53,422
Renown Regional	364	3.63	\$31,824	386	3.57	\$33,181	350	3.72	\$34,549	357	3.69	\$36,121	362	3.74	\$37,831
Renown S. Meadows	46	3.35	\$30,290	47	2.83	\$27,894	51	2.51	\$27,673	85	3.08	\$30,684	74	2.96	\$34,529
Saint Mary's	160	3.46	\$27,736	181	3.91	\$31,036	153	3.20	\$26,488	201	3.16	\$27,447	174	3.27	\$29,068
Sierra Surgery	0	0.00	\$0	0	0.00	\$0	0	0.00	\$0	0	0.00	\$0	0	0.00	\$0
Total	801	3.39	\$30,511	854	3.48	\$31,744	776	3.37	\$31,296	880	3.37	\$32,436	877	3.41	\$34,084
Rural															
Battle Mountain	1	5.00	\$6,406	0	0.00	\$0	0	0.00	\$0	1	1.00	\$4,952	0	0.00	\$0
Boulder City	6	1.67	\$9,636	8	3.13	\$10,253	5	3.40	\$20,917	3	2.67	\$9,089	1	2.00	\$13,459
Carson Valley	13	3.00	\$26,484	22	2.68	\$24,411	23	1.70	\$13,738	29	2.79	\$21,389	26	3.04	\$23,234
Churchill	26	3.77	\$18,820	19	3.68	\$21,102	37	2.78	\$20,084	26	2.54	\$16,790	25	2.88	\$18,051
Desert View	8	2.50	\$17,212	7	2.57	\$14,049	11	2.55	\$17,584	9	2.33	\$16,557	4	6.25	\$41,421
Grover C. Dils	1	2.00	\$2,014	1	2.00	\$7,267	1	1.00	\$2,820	0	0.00	\$0	2	1.00	\$2,775
Humboldt	9	3.00	\$17,299	15	1.67	\$14,289	13	2.46	\$17,052	17	2.29	\$23,655	11	2.00	\$13,655
Incline Village	0	0.00	\$0	0	0.00	\$0	0	0.00	\$0	0	0.00	\$0	0	0.00	\$0
Mesa View	33	2.27	\$16,313	15	1.93	\$11,404	13	3.08	\$20,456	6	2.50	\$15,419	9	2.22	\$13,758
Mount Grant	8	2.38	\$9,336	5	2.40	\$8,824	0	0.00	\$0	6	4.33	\$9,819	2	10.00	\$17,703
Northeastern	52	3.46	\$32,745	38	3.21	\$34,098	45	3.42	\$32,188	33	3.67	\$36,519	35	2.23	\$27,240
Nye	2	1.50	\$5,143	0	0.00	\$0	0	0.00	\$0	0	0.00	\$0	0	0.00	\$0
Pershing	0	0.00	\$0	2	2.50	\$7,974	0	0.00	\$0	0	0.00	\$0	0	0.00	\$0
South Lyon	0	0.00	\$0	0	0.00	\$0	1	5.00	\$11,613	1	3.00	\$8,781	0	0.00	\$0
William Bee Ririe	1	2.00	\$25,162	0	0.00	\$0	3	1.67	\$13,512	2	1.50	\$8,552	1	4.00	\$18,868
Total	160	3.00	\$22,153	132	2.78	\$21,718	152	2.79	\$22,027	133	2.89	\$22,727	116	2.79	\$21,739
All Counties	3,400	3.73	\$45,640	3,514	3.76	\$48,972	3,418	4.01	\$54,818	3,546	3.78	\$55,289	3,448	3.91	\$60,787

Peptic Ulcer (380-384)

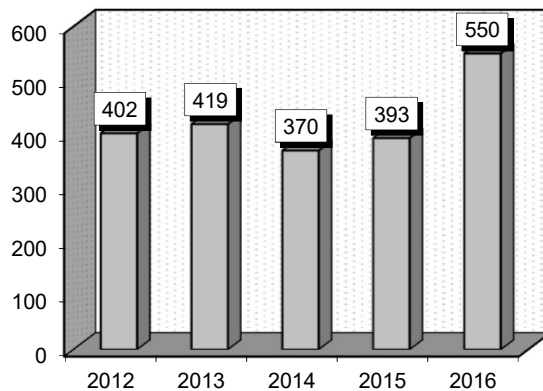
Diagnoses: that frequently accompanied Peptic Ulcer were: 1) Unspecified essential hypertension (4019), 2) Diaphragmatic hernia without mention of obstruction or gangrene (5533), 3) Acute posthemorrhagic anemia (2851), 4) Other and unspecified hyperlipidemia (2724).

Procedures: that frequently accompanied Peptic Ulcer were: 1) Esophagogastroduodenoscopy [EGD] with closed biopsy (4516), 2) Other endoscopy of small intestine (4513), 3) Transfusion of packed cells (9904), 4) Venous catheterization, not elsewhere classified (3893), 5) Endoscopic excision or destruction of lesion or tissue of esophagus (4233).

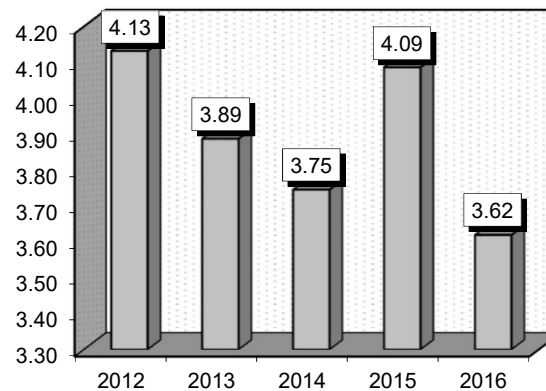
Definitions: Peptic ulcer: An ulcer of the upper digestive tract, usually in the stomach or duodenum, where the mucous membrane is exposed to gastric secretions. **Duodenum:** First part of the small intestine. **Duodenal ulcer:** An ulcer in the duodenum, or the first part of the small intestine. The most common type of peptic ulcer. **Hypertrophic pyloric stenosis:** Narrowing (stenosis) of the opening from the stomach to the first part of the small intestine known as the duodenum, due to enlargement (hypertrophy) of the muscle surrounding this opening (the pylorus, meaning "gate"), which spasms when the stomach empties. **Esophagogastroduodenoscopy:** A diagnostic procedure that allows the physician to diagnose and treat problems in the upper gastrointestinal (UGI) tract. The doctor uses a long, flexible, lighted tube called an endoscope.

Gender	2012			2013			2014			2015			2016		
	Cases	Avg LOS	Avg Bill	Cases	Avg LOS	Avg Bill	Cases	Avg LOS	Avg Bill	Cases	Avg LOS	Avg Bill	Cases	Avg LOS	Avg Bill
Male	202	4.12	\$50,440	222	4.30	\$56,271	181	3.66	\$48,355	205	3.92	\$56,040	299	3.44	\$55,183
Female	200	4.14	\$47,607	197	3.43	\$42,404	189	3.83	\$53,892	188	4.27	\$62,091	251	3.84	\$62,740
Age Group	Cases	Avg LOS	Avg Bill	Cases	Avg LOS	Avg Bill	Cases	Avg LOS	Avg Bill	Cases	Avg LOS	Avg Bill	Cases	Avg LOS	Avg Bill
0-17	12	4.00	\$31,216	5	7.80	\$55,841	5	2.40	\$30,001	3	2.00	\$24,720	9	2.89	\$33,103
18-35	42	2.90	\$31,836	33	3.39	\$35,089	29	2.90	\$36,968	40	3.93	\$53,393	44	2.77	\$48,587
36-49	69	4.00	\$48,566	73	3.73	\$41,647	64	3.41	\$46,719	72	4.03	\$60,334	93	3.19	\$59,574
50-64	117	3.88	\$49,257	142	3.75	\$52,407	120	3.83	\$52,763	128	3.80	\$58,115	160	3.55	\$58,209
65+	162	4.70	\$54,842	166	4.06	\$53,776	152	4.03	\$55,226	150	4.44	\$61,124	244	4.01	\$61,302
Total	402	4.13	\$49,030	419	3.89	\$49,751	370	3.75	\$51,184	393	4.09	\$58,934	550	3.62	\$58,632

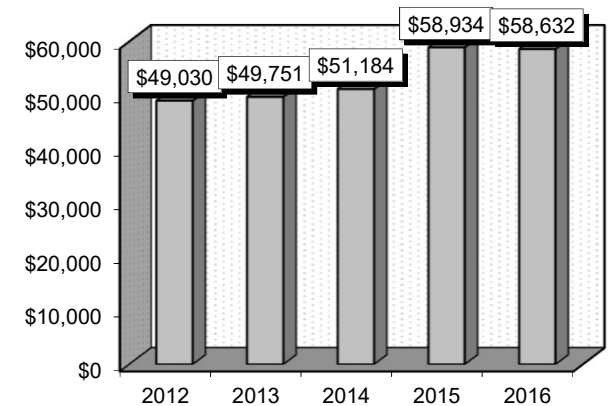
Patient Discharges (Cases)



Average Length of Stay (Avg LOS)



Average Billed Charges (Avg Bill)



County / Hospital	2012			2013			2014			2015			2016		
	Cases	Avg LOS	Avg Bill	Cases	Avg LOS	Avg Bill	Cases	Avg LOS	Avg Bill	Cases	Avg LOS	Avg Bill	Cases	Avg LOS	Avg Bill
Clark															
Centennial Hills	28	3.39	\$49,042	28	2.04	\$42,111	30	3.40	\$60,486	30	3.33	\$69,715	34	3.59	\$75,843
Desert Springs	11	5.36	\$72,620	31	3.77	\$48,857	23	3.65	\$63,124	40	3.75	\$65,474	54	3.37	\$63,010
Henderson Hospital	0	0.00	\$0	0	0.00	\$0	0	0.00	\$0	0	0.00	\$0	0	0.00	\$0
Mountain View	41	4.24	\$57,975	29	4.38	\$66,154	44	3.70	\$62,192	33	4.45	\$71,311	56	3.96	\$73,972
Mountain's Edge	0	0.00	\$0	0	0.00	\$0	0	0.00	\$0	0	0.00	\$0	1	8.00	\$27,310
North Vista	13	6.23	\$94,075	17	3.88	\$37,676	7	4.29	\$40,974	14	5.64	\$51,058	11	3.73	\$51,943
Southern Hills	12	2.42	\$33,420	4	2.25	\$34,755	11	2.82	\$35,331	7	3.57	\$51,362	20	3.40	\$58,692
Spring Valley	25	3.96	\$52,469	29	4.45	\$97,412	28	4.11	\$72,850	26	5.12	\$102,213	23	2.57	\$65,130
St. Rose-Rose de Lima	11	3.73	\$40,398	7	2.14	\$37,416	5	3.80	\$44,967	6	2.83	\$67,148	8	3.75	\$47,071
St. Rose-San Martin	25	3.52	\$41,116	22	2.32	\$36,752	18	4.11	\$54,070	10	3.20	\$56,880	12	4.25	\$59,676
St. Rose-Siena	24	3.79	\$45,289	32	4.53	\$54,412	28	3.75	\$46,995	12	3.33	\$54,410	21	4.10	\$72,408
Summerlin	18	5.06	\$70,092	24	4.46	\$70,644	15	4.67	\$74,483	21	5.05	\$71,154	30	4.50	\$107,525
Sunrise	44	3.00	\$43,384	36	4.19	\$55,812	24	3.17	\$46,684	51	4.92	\$69,181	53	3.68	\$60,105
UMC	39	4.28	\$39,683	40	3.93	\$30,905	23	3.87	\$33,289	41	3.80	\$40,645	51	3.88	\$58,476
Valley	24	6.54	\$90,034	23	5.04	\$78,756	20	4.35	\$71,875	25	3.20	\$63,152	24	3.29	\$73,563
Total	315	4.14	\$53,724	322	3.87	\$55,219	276	3.79	\$56,786	316	4.16	\$65,468	398	3.71	\$68,258
Washoe															
Carson Tahoe	11	4.18	\$30,389	14	3.07	\$24,309	12	3.25	\$39,337	13	4.08	\$35,369	41	3.46	\$32,503
Northern Nevada	5	2.00	\$38,388	7	3.14	\$40,705	16	3.69	\$56,366	0	0.00	\$0	4	2.25	\$50,912
Renown Regional	36	4.81	\$38,676	24	4.88	\$36,011	26	4.19	\$31,596	21	3.95	\$36,557	46	3.57	\$33,901
Renown S. Meadows	6	2.33	\$20,989	4	4.75	\$40,067	6	3.67	\$35,004	3	2.00	\$22,431	14	2.79	\$37,662
Saint Mary's	19	4.37	\$27,968	36	3.83	\$31,583	20	3.55	\$27,708	30	3.37	\$25,988	36	3.44	\$29,082
Sierra Surgery	0	0.00	\$0	0	0.00	\$0	0	0.00	\$0	0	0.00	\$0	0	0.00	\$0
Total	77	4.23	\$33,453	85	3.99	\$32,786	80	3.75	\$36,995	67	3.63	\$30,961	141	3.39	\$33,120
Rural															
Battle Mountain	0	0.00	\$0	0	0.00	\$0	0	0.00	\$0	0	0.00	\$0	0	0.00	\$0
Boulder City	1	2.00	\$2,545	0	0.00	\$0	0	0.00	\$0	0	0.00	\$0	0	0.00	\$0
Carson Valley	2	2.50	\$23,341	3	2.00	\$19,899	0	0.00	\$0	4	6.00	\$45,496	3	2.33	\$16,158
Churchill	4	3.50	\$25,001	2	3.00	\$22,556	2	2.00	\$19,324	3	3.67	\$31,152	3	5.00	\$57,455
Desert View	0	0.00	\$0	1	15.00	\$56,976	3	1.67	\$12,147	1	2.00	\$12,117	0	0.00	\$0
Grover C. Dils	0	0.00	\$0	0	0.00	\$0	0	0.00	\$0	0	0.00	\$0	0	0.00	\$0
Humboldt	1	2.00	\$7,762	2	2.50	\$12,254	2	4.50	\$24,721	1	2.00	\$23,985	0	0.00	\$0
Incline Village	0	0.00	\$0	0	0.00	\$0	0	0.00	\$0	0	0.00	\$0	0	0.00	\$0
Mesa View	1	2.00	\$14,088	0	0.00	\$0	0	0.00	\$0	0	0.00	\$0	0	0.00	\$0
Mount Grant	0	0.00	\$0	0	0.00	\$0	0	0.00	\$0	0	0.00	\$0	0	0.00	\$0
Northeastern	1	6.00	\$40,328	4	2.75	\$23,068	7	3.29	\$25,842	1	8.00	\$87,425	5	3.00	\$38,010
Nye	0	0.00	\$0	0	0.00	\$0	0	0.00	\$0	0	0.00	\$0	0	0.00	\$0
Pershing	0	0.00	\$0	0	0.00	\$0	0	0.00	\$0	0	0.00	\$0	0	0.00	\$0
South Lyon	0	0.00	\$0	0	0.00	\$0	0	0.00	\$0	0	0.00	\$0	0	0.00	\$0
William Bee Ririe	0	0.00	\$0	0	0.00	\$0	0	0.00	\$0	0	0.00	\$0	0	0.00	\$0
Total	10	3.10	\$21,141	12	3.58	\$23,214	14	2.93	\$21,816	10	4.70	\$39,897	11	3.36	\$37,354
All Counties	402	4.13	\$49,030	419	3.89	\$49,751	370	3.75	\$51,184	393	4.09	\$58,934	550	3.62	\$58,632

Inflammatory Bowel Disease (385-387)

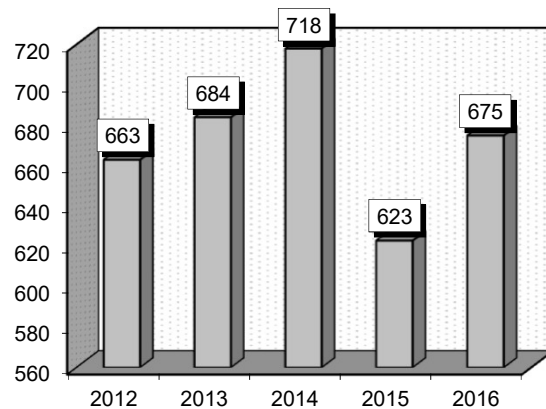
Diagnoses: that frequently accompanied Inflammatory Bowel Disease were: 1) Regional enteritis of unspecified site (5559), 2) Hypopotassemia (2768), 3) Unspecified essential hypertension (4019), 4) Tobacco use disorder (3051).

Procedures: that frequently accompanied Inflammatory Bowel Disease were: 1) Closed [endoscopic] biopsy of large intestine (4525), 2) Esophagogastroduodenoscopy [EGD] with closed biopsy (4516), 3) Transfusion of packed cells (9904), 4) Venous catheterization, not elsewhere classified (3893), 5) Closed [endoscopic] biopsy of rectum (4824).

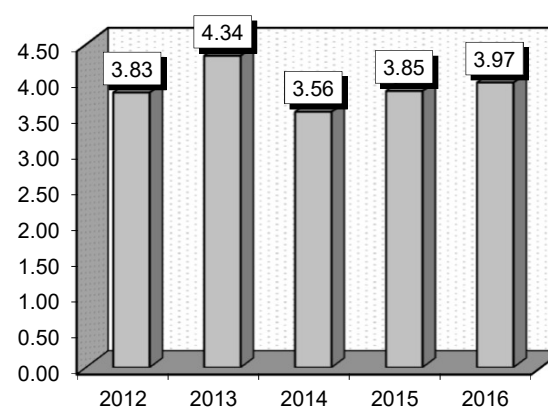
Definitions: Inflammatory bowel disease: Ongoing inflammation of all or part of the digestive tract. **Colitis:** Inflammation of the colon. **Endoscopic biopsy:** A biopsy obtained by instruments passed through an endoscope or obtained by a needle introduced under endoscopic guidance. **Esophagogastroduodenoscopy:** A diagnostic procedure that allows the physician to diagnose and treat problems in the upper gastrointestinal (UGI) tract. The doctor uses a long, flexible, lighted tube called an endoscope.

Gender	2012			2013			2014			2015			2016		
	Cases	Avg LOS	Avg Bill	Cases	Avg LOS	Avg Bill	Cases	Avg LOS	Avg Bill	Cases	Avg LOS	Avg Bill	Cases	Avg LOS	Avg Bill
Male	343	3.78	\$38,173	315	4.24	\$39,288	306	3.54	\$40,854	324	3.67	\$48,003	317	3.76	\$50,124
Female	320	3.89	\$40,302	369	4.43	\$45,107	412	3.58	\$44,883	299	4.05	\$49,910	358	4.16	\$54,664
Age Group	Cases	Avg LOS	Avg Bill	Cases	Avg LOS	Avg Bill	Cases	Avg LOS	Avg Bill	Cases	Avg LOS	Avg Bill	Cases	Avg LOS	Avg Bill
0-17	22	3.36	\$27,486	26	5.81	\$45,386	28	4.75	\$43,010	29	4.59	\$52,881	37	5.19	\$63,340
18-35	206	3.17	\$32,848	230	3.54	\$36,848	235	3.39	\$39,973	187	3.57	\$44,979	206	3.90	\$50,709
36-49	165	4.07	\$41,153	175	3.88	\$41,125	182	3.29	\$40,833	143	3.46	\$45,785	158	3.75	\$47,467
50-64	145	4.22	\$43,305	148	5.43	\$48,855	155	3.96	\$46,981	134	3.63	\$46,732	164	3.88	\$53,092
65+	125	4.25	\$44,394	105	4.98	\$47,027	118	3.53	\$48,146	130	4.75	\$59,401	110	4.13	\$58,749
Total	663	3.83	\$39,201	684	4.34	\$42,427	718	3.56	\$43,166	623	3.85	\$48,918	675	3.97	\$52,532

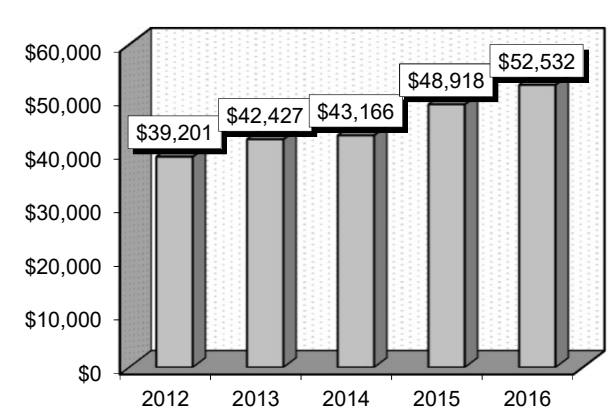
Patient Discharges (Cases)



Average Length of Stay (Avg LOS)



Average Billed Charges (Avg Bill)



County / Hospital	2012			2013			2014			2015			2016		
	Cases	Avg LOS	Avg Bill	Cases	Avg LOS	Avg Bill	Cases	Avg LOS	Avg Bill	Cases	Avg LOS	Avg Bill	Cases	Avg LOS	Avg Bill
Clark															
Centennial Hills	25	4.84	\$60,695	35	3.00	\$45,431	35	2.71	\$51,048	53	3.21	\$58,666	36	3.17	\$54,262
Desert Springs	35	4.80	\$52,694	37	4.92	\$59,728	37	3.49	\$47,234	35	3.40	\$54,844	47	3.91	\$61,597
Henderson Hospital	0	0.00	\$0	0	0.00	\$0	0	0.00	\$0	0	0.00	\$0	2	6.00	\$95,234
Mountain View	59	4.42	\$51,584	61	4.25	\$48,255	54	3.48	\$42,847	55	3.96	\$50,837	51	4.39	\$64,665
Mountain's Edge	0	0.00	\$0	0	0.00	\$0	0	0.00	\$0	0	0.00	\$0	2	20.00	\$96,067
North Vista	35	4.46	\$32,157	28	4.29	\$32,629	17	6.29	\$47,716	12	5.67	\$42,048	13	2.85	\$31,609
Southern Hills	18	3.33	\$40,177	38	3.24	\$39,880	33	3.36	\$45,512	32	3.25	\$47,820	35	3.63	\$52,482
Spring Valley	26	3.04	\$41,998	28	2.82	\$41,740	45	3.22	\$53,298	25	2.24	\$52,899	24	3.54	\$66,085
St. Rose-Rose de Lima	40	4.18	\$37,065	26	3.73	\$42,900	28	3.07	\$36,520	8	3.88	\$54,998	18	2.17	\$41,426
St. Rose-San Martin	63	3.40	\$36,009	59	3.59	\$31,086	43	3.09	\$34,399	32	4.72	\$50,995	33	3.76	\$50,147
St. Rose-Siena	50	4.40	\$43,442	38	5.42	\$50,133	54	3.19	\$39,349	39	4.51	\$58,414	43	5.02	\$58,666
Summerlin	46	3.85	\$59,730	56	6.02	\$67,584	80	4.29	\$73,526	72	4.46	\$69,018	79	4.28	\$78,158
Sunrise	58	3.00	\$39,380	56	4.50	\$50,908	60	4.37	\$52,173	64	4.33	\$54,714	57	4.32	\$55,901
UMC	76	3.89	\$30,238	67	6.16	\$33,643	61	3.48	\$27,132	61	4.34	\$37,568	62	4.06	\$41,953
Valley	23	3.17	\$36,295	32	4.38	\$56,208	33	4.64	\$61,845	27	3.04	\$51,808	26	4.46	\$76,152
Total	554	3.91	\$42,299	561	4.50	\$46,139	580	3.68	\$48,094	515	3.96	\$53,774	528	4.08	\$59,144
Washoe															
Carson Tahoe	20	3.10	\$21,315	26	3.00	\$21,637	27	3.15	\$22,387	17	3.06	\$24,051	21	3.57	\$25,869
Northern Nevada	5	2.20	\$27,735	7	3.43	\$36,188	7	1.71	\$27,770	2	3.00	\$42,833	7	3.71	\$57,814
Renown Regional	41	3.71	\$24,177	34	3.56	\$26,244	48	3.69	\$27,715	44	3.93	\$30,389	51	4.69	\$34,788
Renown S. Meadows	11	2.82	\$24,462	12	2.75	\$24,452	12	2.75	\$21,913	11	2.73	\$25,702	24	2.83	\$29,498
Saint Mary's	15	4.27	\$28,455	19	4.42	\$25,855	12	2.75	\$18,672	16	3.31	\$21,649	24	2.54	\$17,935
Sierra Surgery	0	0.00	\$0	0	0.00	\$0	0	0.00	\$0	0	0.00	\$0	0	0.00	\$0
Total	92	3.48	\$24,480	98	3.47	\$25,437	106	3.21	\$24,681	90	3.49	\$27,341	127	3.69	\$30,398
Rural															
Battle Mountain	0	0.00	\$0	0	0.00	\$0	0	0.00	\$0	0	0.00	\$0	0	0.00	\$0
Boulder City	0	0.00	\$0	0	0.00	\$0	2	1.50	\$4,626	0	0.00	\$0	0	0.00	\$0
Carson Valley	2	3.00	\$16,204	1	4.00	\$28,260	1	2.00	\$23,261	2	2.00	\$15,655	1	2.00	\$11,408
Churchill	3	2.67	\$14,314	10	5.60	\$28,164	4	3.25	\$18,403	3	2.67	\$17,643	4	2.00	\$11,500
Desert View	5	3.00	\$14,806	6	2.67	\$16,732	5	1.80	\$10,911	1	2.00	\$8,784	0	0.00	\$0
Grover C. Dils	0	0.00	\$0	1	4.00	\$5,796	0	0.00	\$0	0	0.00	\$0	0	0.00	\$0
Humboldt	3	3.67	\$18,878	0	0.00	\$0	5	3.80	\$17,215	1	3.00	\$16,154	0	0.00	\$0
Incline Village	0	0.00	\$0	0	0.00	\$0	0	0.00	\$0	0	0.00	\$0	0	0.00	\$0
Mesa View	0	0.00	\$0	1	2.00	\$15,826	5	1.60	\$9,695	2	3.50	\$15,244	2	1.50	\$5,666
Mount Grant	0	0.00	\$0	0	0.00	\$0	1	4.00	\$14,513	1	1.00	\$2,340	2	3.00	\$3,606
Northeastern	3	4.33	\$30,222	6	4.00	\$35,231	7	2.86	\$20,095	7	3.00	\$24,007	8	3.75	\$31,246
Nye	1	1.00	\$7,625	0	0.00	\$0	0	0.00	\$0	0	0.00	\$0	0	0.00	\$0
Pershing	0	0.00	\$0	0	0.00	\$0	0	0.00	\$0	0	0.00	\$0	0	0.00	\$0
South Lyon	0	0.00	\$0	0	0.00	\$0	1	1.00	\$7,465	1	2.00	\$11,666	1	3.00	\$12,765
William Bee Ririe	0	0.00	\$0	0	0.00	\$0	1	4.00	\$24,415	0	0.00	\$0	2	2.50	\$15,919
Total	17	3.18	\$17,900	25	4.24	\$25,732	32	2.59	\$15,071	18	2.67	\$17,873	20	2.85	\$18,526
All Counties	663	3.83	\$39,201	684	4.34	\$42,427	718	3.56	\$43,166	623	3.85	\$48,918	675	3.97	\$52,532

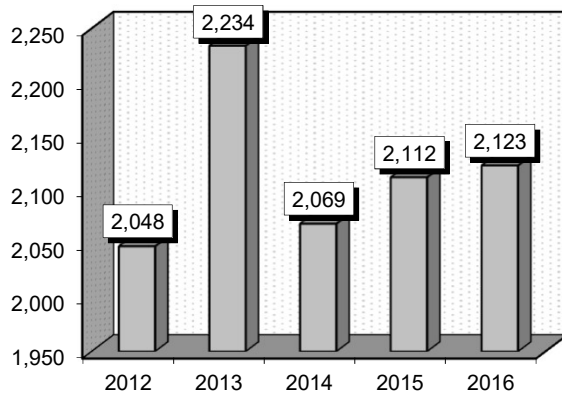
Gastrointestinal Obstruction (388-390)

Diagnoses: that frequently accompanied Gastrointestinal Obstruction were: 1) Unspecified essential hypertension (4019), 2) Paralytic ileus (5601), 3) Dehydration (27651), 4) Hypopotassemia (2768), 5) Other and unspecified hyperlipidemia (2724), 6) Urinary tract infection, site not specified (5990), 7) Unspecified acquired hypothyroidism (2449).

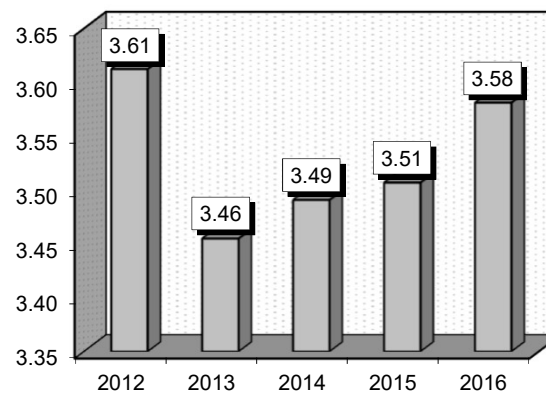
Definitions: **Hypertension:** High blood pressure. **Dehydration:** Occurs when you use or lose more fluid than you take in, and your body doesn't have enough water and other fluids to carry out its normal functions. **Hernia:** A general term used to describe a bulge or protrusion of an organ through the structure or muscle that usually contains it. **Hypopotassemia:** A deficiency of potassium in the blood. **Gastroenteritis:** Inflammation of the stomach and intestines, typically resulting from bacterial toxins or viral infection and causing vomiting and diarrhea. **Diverticulitis:** Inflammation of a diverticulum, especially of the small pockets in the wall of the colon which fill with stagnant fecal material and become inflamed; rarely, they may cause obstruction, perforation, or bleeding. **Peritoneum:** The serous membrane lining the cavity of the abdomen and covering the abdominal organs.

Gender	2012			2013			2014			2015			2016		
	Cases	Avg LOS	Avg Bill	Cases	Avg LOS	Avg Bill	Cases	Avg LOS	Avg Bill	Cases	Avg LOS	Avg Bill	Cases	Avg LOS	Avg Bill
Male	960	3.58	\$33,248	1,011	3.22	\$32,221	929	3.32	\$37,264	977	3.40	\$39,756	959	3.58	\$43,360
Female	1,088	3.64	\$34,870	1,223	3.65	\$37,522	1,140	3.63	\$40,129	1,135	3.60	\$41,217	1,164	3.58	\$43,768
Age Group	Cases	Avg LOS	Avg Bill	Cases	Avg LOS	Avg Bill	Cases	Avg LOS	Avg Bill	Cases	Avg LOS	Avg Bill	Cases	Avg LOS	Avg Bill
0-17	55	3.09	\$20,564	56	2.52	\$18,785	50	4.68	\$53,983	67	2.40	\$23,200	66	2.92	\$31,121
18-35	155	3.22	\$29,616	168	2.77	\$26,961	141	2.74	\$31,227	190	3.19	\$37,521	171	3.33	\$44,959
36-49	307	3.22	\$29,627	354	3.17	\$30,631	341	3.07	\$33,006	311	3.00	\$35,851	276	2.78	\$36,738
50-64	541	3.46	\$31,061	600	3.32	\$34,174	548	3.22	\$33,952	598	3.35	\$38,209	577	3.64	\$42,870
65+	990	3.91	\$38,622	1,056	3.79	\$39,334	989	3.83	\$43,885	946	3.91	\$45,392	1,033	3.85	\$46,380
Total	2,048	3.61	\$34,110	2,234	3.46	\$35,123	2,069	3.49	\$38,843	2,112	3.51	\$40,541	2,123	3.58	\$43,584

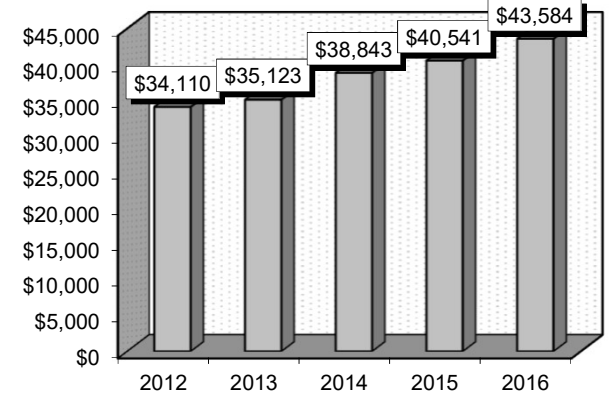
Patient Discharges (Cases)



Average Length of Stay (Avg LOS)



Average Billed Charges (Avg Bill)



County / Hospital	2012			2013			2014			2015			2016		
	Cases	Avg LOS	Avg Bill	Cases	Avg LOS	Avg Bill	Cases	Avg LOS	Avg Bill	Cases	Avg LOS	Avg Bill	Cases	Avg LOS	Avg Bill
Clark															
Centennial Hills	92	3.21	\$42,906	121	2.88	\$42,066	106	2.78	\$46,754	107	2.69	\$45,604	110	3.02	\$55,140
Desert Springs	98	3.87	\$45,715	112	3.47	\$44,359	108	4.12	\$52,436	107	3.36	\$49,403	111	3.23	\$50,047
Henderson Hospital	0	0.00	\$0	0	0.00	\$0	0	0.00	\$0	0	0.00	\$0	4	1.50	\$44,252
Mountain View	152	4.25	\$51,118	153	4.51	\$52,179	171	4.12	\$49,948	192	3.96	\$53,403	179	4.63	\$60,778
Mountain's Edge	0	0.00	\$0	0	0.00	\$0	0	0.00	\$0	0	0.00	\$0	7	8.43	\$44,054
North Vista	51	5.20	\$35,010	49	3.94	\$31,527	54	3.33	\$27,375	61	2.95	\$24,039	40	3.93	\$45,676
Southern Hills	47	3.28	\$39,111	77	3.42	\$39,828	97	3.90	\$46,562	97	3.42	\$47,484	83	3.73	\$52,394
Spring Valley	93	3.10	\$38,076	121	2.89	\$36,019	89	3.40	\$48,960	108	3.25	\$54,558	77	3.22	\$54,402
St. Rose-Rose de Lima	111	4.05	\$34,074	86	3.52	\$35,519	77	2.94	\$36,117	70	3.93	\$46,929	53	3.42	\$49,547
St. Rose-San Martin	125	3.15	\$27,908	127	3.39	\$34,129	111	3.32	\$34,858	86	3.86	\$46,879	75	3.84	\$45,495
St. Rose-Siena	181	4.20	\$40,196	151	3.80	\$36,976	130	3.32	\$40,419	156	3.74	\$45,231	193	3.83	\$46,478
Summerlin	165	3.50	\$44,602	166	3.96	\$54,935	157	4.20	\$71,021	142	3.51	\$52,660	165	3.35	\$58,410
Sunrise	155	3.63	\$38,627	175	3.32	\$37,316	169	3.12	\$38,712	183	3.88	\$48,528	198	3.87	\$50,290
UMC	103	4.45	\$26,860	131	3.72	\$24,603	118	4.05	\$24,400	118	3.34	\$26,431	113	4.15	\$38,348
Valley	101	3.76	\$41,080	125	3.74	\$44,602	86	4.26	\$60,708	100	4.24	\$55,537	96	4.02	\$59,715
Total	1,474	3.80	\$39,464	1,594	3.60	\$40,421	1,473	3.64	\$45,628	1,527	3.60	\$47,012	1,504	3.78	\$51,875
Washoe															
Carson Tahoe	97	2.88	\$20,976	103	3.44	\$26,344	90	3.08	\$22,246	86	3.05	\$21,623	106	3.24	\$22,295
Northern Nevada	31	2.71	\$27,596	47	2.55	\$28,760	36	2.44	\$32,846	41	2.78	\$38,772	37	2.24	\$36,522
Renown Regional	153	3.65	\$23,740	175	3.41	\$23,851	181	3.46	\$25,750	158	3.67	\$26,344	185	3.58	\$28,158
Renown S. Meadows	48	2.88	\$23,494	48	2.75	\$24,725	42	2.62	\$22,744	50	2.34	\$22,594	59	2.29	\$23,398
Saint Mary's	131	3.14	\$17,414	144	3.22	\$17,878	125	3.23	\$18,190	120	3.77	\$23,377	123	3.28	\$20,188
Sierra Surgery	0	0.00	\$0	1	9.00	\$48,370	0	0.00	\$0	0	0.00	\$0	0	0.00	\$0
Total	460	3.20	\$21,590	518	3.23	\$23,260	474	3.18	\$23,363	455	3.35	\$25,377	510	3.19	\$25,073
Rural															
Battle Mountain	0	0.00	\$0	0	0.00	\$0	1	2.00	\$8,571	1	4.00	\$19,083	1	2.00	\$3,737
Boulder City	4	1.75	\$2,836	1	6.00	\$34,719	3	2.00	\$9,819	3	9.67	\$33,857	1	2.00	\$10,787
Carson Valley	10	2.60	\$15,980	20	1.90	\$11,157	18	2.72	\$14,570	30	2.40	\$14,099	30	2.17	\$12,162
Churchill	25	3.64	\$19,245	23	2.43	\$15,717	14	3.36	\$19,784	25	3.36	\$19,325	16	2.81	\$14,269
Desert View	9	1.56	\$6,655	13	2.54	\$15,349	23	2.78	\$16,760	14	2.07	\$15,969	8	2.25	\$15,153
Grover C. Dils	3	3.67	\$11,005	0	0.00	\$0	5	2.80	\$4,345	3	4.33	\$6,926	2	2.50	\$7,507
Humboldt	10	2.40	\$12,492	10	2.00	\$6,763	8	2.50	\$8,554	11	2.55	\$14,750	9	2.56	\$17,941
Incline Village	1	1.00	\$6,892	0	0.00	\$0	0	0.00	\$0	0	0.00	\$0	0	0.00	\$0
Mesa View	18	3.00	\$14,369	12	1.83	\$9,045	22	3.00	\$15,228	18	3.28	\$17,441	10	4.40	\$20,973
Mount Grant	3	2.33	\$9,422	4	1.75	\$8,312	3	3.67	\$15,710	3	2.33	\$4,952	8	2.00	\$3,091
Northeastern	23	2.83	\$22,279	34	3.47	\$26,170	24	3.08	\$26,474	18	3.11	\$26,076	19	3.26	\$27,904
Nye	5	3.20	\$12,466	3	2.33	\$15,623	0	0.00	\$0	0	0.00	\$0	0	0.00	\$0
Pershing	0	0.00	\$0	0	0.00	\$0	0	0.00	\$0	0	0.00	\$0	0	0.00	\$0
South Lyon	0	0.00	\$0	0	0.00	\$0	1	3.00	\$10,930	2	2.50	\$10,320	4	2.25	\$9,161
William Bee Ririe	3	1.00	\$5,465	2	2.50	\$10,046	0	0.00	\$0	2	3.00	\$18,617	1	2.00	\$14,748
Total	114	2.80	\$15,395	122	2.56	\$16,271	122	2.92	\$17,060	130	3.02	\$17,611	109	2.69	\$15,793
All Counties	2,048	3.61	\$34,110	2,234	3.46	\$35,123	2,069	3.49	\$38,843	2,112	3.51	\$40,541	2,123	3.58	\$43,584

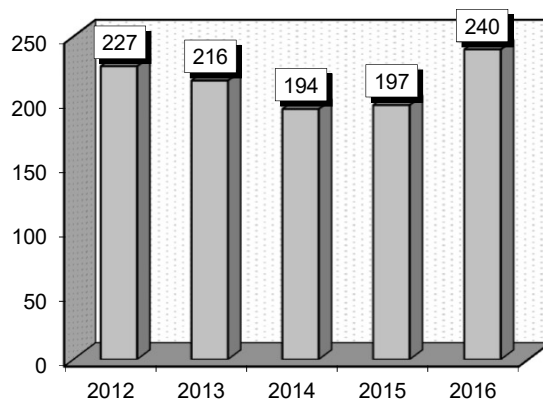
Cholecystectomy - Nonlaparoscopic (411-416)

Procedures: that frequently accompanied Cholecystectomy - Nonlaparoscopic were: 1) Intraoperative cholangiogram (8753), 2) Venous catheterization, not elsewhere classified (3893), 3) Endoscopic sphincterotomy and papillotomy (5185), 4) Endoscopic removal of stone(s) from biliary tract (5188).

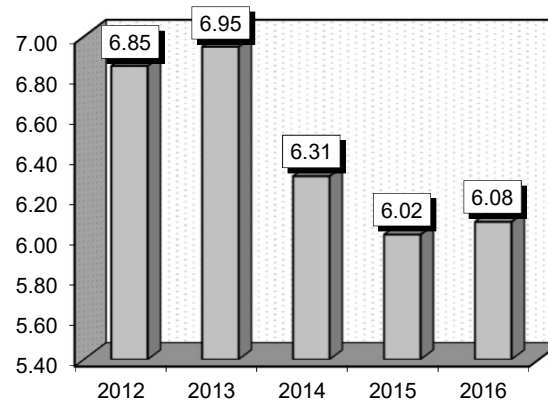
Definitions: Cholecystectomy nonlaparoscopic: (AKA conventional or open cholecystectomy) The gallbladder is removed through a surgical incision high in the right abdomen, just beneath the ribs. **Cholecystitis:** Inflammation of the gallbladder. **Cholangiogram:** A radiograph of the bile ducts made after the ingestion or injection of a radiopaque substance. **Sphincterotomy:** Incision or division of a sphincter muscle. **Cannulation:** Introduction of a cannula (a flexible tube) into a tube-like organ or body cavity. **Electrocautery:** Cauterization of tissue by means of an electrode that consists of a red hot piece of metal, such as a wire, held in a holder, and is heated by either direct or alternating current. The term electrocautery is used to refer to both the procedure and the instrument used in the procedure. **Papillotomy:** A surgical incision in the papilla (a small cone shaped projection) of the duodenum (the beginning portion of the small intestine).

Gender	2012			2013			2014			2015			2016		
	Cases	Avg LOS	Avg Bill	Cases	Avg LOS	Avg Bill	Cases	Avg LOS	Avg Bill	Cases	Avg LOS	Avg Bill	Cases	Avg LOS	Avg Bill
Male	118	7.31	\$102,001	105	7.69	\$123,484	95	6.69	\$103,675	100	6.72	\$132,949	112	6.63	\$134,886
Female	109	6.36	\$92,274	111	6.25	\$94,684	99	5.94	\$106,228	97	5.30	\$97,884	128	5.61	\$113,308
Age Group	Cases	Avg LOS	Avg Bill	Cases	Avg LOS	Avg Bill	Cases	Avg LOS	Avg Bill	Cases	Avg LOS	Avg Bill	Cases	Avg LOS	Avg Bill
0-17	1	3.00	\$26,889	2	4.50	\$39,686	0	0.00	\$0	1	3.00	\$51,800	0	0.00	\$0
18-35	28	3.71	\$65,175	23	4.74	\$74,498	23	4.17	\$77,445	22	3.18	\$78,195	33	4.06	\$101,880
36-49	43	7.63	\$111,724	42	5.67	\$91,167	29	5.17	\$87,385	31	4.65	\$86,750	42	6.24	\$133,611
50-64	61	5.34	\$82,667	61	7.25	\$104,657	62	6.02	\$103,758	65	6.28	\$120,249	66	6.15	\$119,371
65+	94	8.46	\$110,589	88	7.99	\$130,339	80	7.56	\$120,216	78	7.19	\$134,770	99	6.65	\$128,873
Total	227	6.85	\$97,330	216	6.95	\$108,684	194	6.31	\$104,978	197	6.02	\$115,683	240	6.08	\$123,378

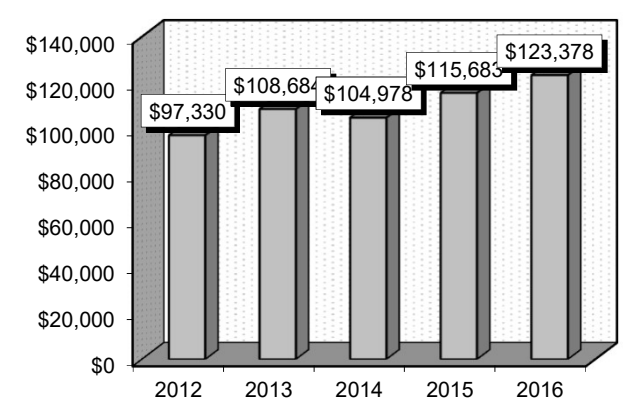
Patient Discharges (Cases)



Average Length of Stay (Avg LOS)



Average Billed Charges (Avg Bill)



County / Hospital	2012			2013			2014			2015			2016		
	Cases	Avg LOS	Avg Bill	Cases	Avg LOS	Avg Bill	Cases	Avg LOS	Avg Bill	Cases	Avg LOS	Avg Bill	Cases	Avg LOS	Avg Bill
Clark															
Centennial Hills	12	6.33	\$122,858	11	5.91	\$135,611	9	5.11	\$95,308	6	4.83	\$125,454	12	5.17	\$128,602
Desert Springs	26	8.42	\$139,799	21	8.05	\$139,889	13	4.38	\$99,092	13	6.23	\$145,986	18	5.11	\$139,963
Henderson Hospital	0	0.00	\$0	0	0.00	\$0	0	0.00	\$0	0	0.00	\$0	0	0.00	\$0
Mountain View	11	5.73	\$93,091	17	5.82	\$87,732	20	9.00	\$144,650	18	5.78	\$117,334	26	5.27	\$123,385
Mountain's Edge	0	0.00	\$0	0	0.00	\$0	0	0.00	\$0	0	0.00	\$0	0	0.00	\$0
North Vista	4	4.25	\$71,199	3	4.67	\$78,930	8	6.00	\$86,336	9	5.11	\$86,335	4	7.25	\$167,732
Southern Hills	4	5.75	\$69,136	6	6.67	\$106,583	5	5.40	\$92,682	3	3.00	\$54,202	6	6.00	\$108,649
Spring Valley	16	9.69	\$147,619	23	7.74	\$132,078	14	7.79	\$148,557	16	5.31	\$119,601	19	5.53	\$136,012
St. Rose-Rose de Lima	3	1.33	\$53,261	2	7.00	\$121,795	3	4.67	\$93,475	3	9.33	\$155,923	3	2.67	\$110,523
St. Rose-San Martin	9	7.89	\$112,977	6	5.17	\$78,853	2	5.50	\$116,436	1	11.00	\$142,429	1	1.00	\$86,487
St. Rose-Siena	13	8.31	\$161,682	5	5.80	\$115,052	9	7.22	\$143,282	4	9.75	\$193,562	8	4.75	\$126,099
Summerlin	14	6.21	\$111,132	15	6.20	\$135,669	10	6.70	\$129,435	11	7.45	\$175,336	8	5.00	\$124,773
Sunrise	15	5.27	\$77,729	17	6.12	\$101,898	29	5.48	\$109,801	37	5.62	\$124,927	42	8.45	\$187,250
UMC	21	8.62	\$101,771	19	7.32	\$104,888	17	7.06	\$112,999	17	7.53	\$153,247	18	6.06	\$142,499
Valley	6	5.00	\$93,219	15	9.93	\$173,056	9	6.22	\$111,021	11	6.82	\$144,923	8	6.38	\$138,268
Total	154	7.23	\$115,280	160	7.03	\$121,768	148	6.48	\$118,071	149	6.21	\$132,554	173	6.14	\$145,308
Washoe															
Carson Tahoe	14	6.71	\$70,564	10	5.30	\$70,283	5	8.00	\$73,739	6	3.83	\$46,248	16	4.44	\$54,932
Northern Nevada	3	7.67	\$71,897	5	7.80	\$119,179	2	8.00	\$115,083	1	3.00	\$84,307	1	5.00	\$120,101
Renown Regional	22	7.27	\$55,100	22	7.27	\$67,020	24	6.25	\$62,475	24	6.67	\$70,783	32	7.03	\$72,995
Renown S. Meadows	3	6.67	\$55,870	4	7.25	\$71,618	1	4.00	\$60,243	1	6.00	\$44,521	2	4.00	\$43,711
Saint Mary's	19	5.79	\$67,995	7	8.14	\$67,300	5	4.80	\$66,178	8	3.75	\$62,313	9	6.33	\$77,771
Sierra Surgery	1	2.00	\$19,729	1	1.00	\$18,253	1	1.00	\$18,152	0	0.00	\$0	0	0.00	\$0
Total	62	6.60	\$62,823	49	6.92	\$72,428	38	6.18	\$65,988	40	5.55	\$65,090	60	6.10	\$68,704
Rural															
Battle Mountain	0	0.00	\$0	0	0.00	\$0	0	0.00	\$0	0	0.00	\$0	0	0.00	\$0
Boulder City	0	0.00	\$0	0	0.00	\$0	0	0.00	\$0	0	0.00	\$0	0	0.00	\$0
Carson Valley	2	3.00	\$51,912	3	6.00	\$85,130	0	0.00	\$0	0	0.00	\$0	1	3.00	\$31,103
Churchill	1	5.00	\$40,465	3	5.67	\$48,195	1	4.00	\$40,022	0	0.00	\$0	1	6.00	\$62,080
Desert View	0	0.00	\$0	0	0.00	\$0	3	2.00	\$56,500	0	0.00	\$0	0	0.00	\$0
Grover C. Dils	0	0.00	\$0	0	0.00	\$0	0	0.00	\$0	0	0.00	\$0	0	0.00	\$0
Humboldt	0	0.00	\$0	0	0.00	\$0	1	7.00	\$44,835	2	6.00	\$51,630	1	4.00	\$44,425
Incline Village	0	0.00	\$0	0	0.00	\$0	0	0.00	\$0	0	0.00	\$0	0	0.00	\$0
Mesa View	2	2.50	\$33,431	0	0.00	\$0	1	3.00	\$33,606	3	5.00	\$45,499	0	0.00	\$0
Mount Grant	0	0.00	\$0	0	0.00	\$0	0	0.00	\$0	0	0.00	\$0	0	0.00	\$0
Northeastern	5	3.40	\$40,619	1	3.00	\$43,853	1	3.00	\$41,308	1	4.00	\$78,144	2	6.00	\$68,854
Nye	0	0.00	\$0	0	0.00	\$0	0	0.00	\$0	0	0.00	\$0	0	0.00	\$0
Pershing	0	0.00	\$0	0	0.00	\$0	0	0.00	\$0	0	0.00	\$0	0	0.00	\$0
South Lyon	0	0.00	\$0	0	0.00	\$0	0	0.00	\$0	0	0.00	\$0	0	0.00	\$0
William Bee Ririe	1	1.00	\$31,632	0	0.00	\$0	1	7.00	\$54,404	2	4.00	\$58,749	2	3.00	\$37,452
Total	11	3.09	\$40,534	7	5.43	\$63,404	8	3.75	\$47,959	8	4.88	\$54,425	7	4.43	\$50,031
All Counties	227	6.85	\$97,330	216	6.95	\$108,684	194	6.31	\$104,978	197	6.02	\$115,683	240	6.08	\$123,378

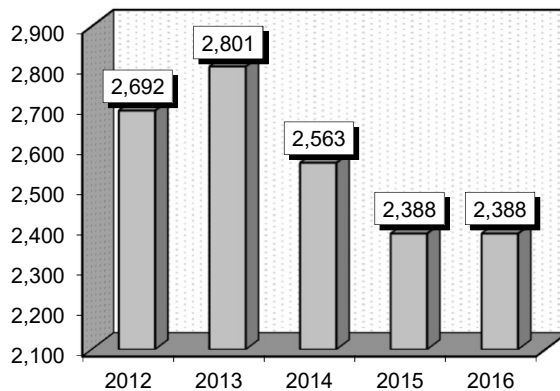
Cholecystectomy - Laparoscopic (417-419)

Procedures: that frequently accompanied Cholecystectomy - Laparoscopic were: 1) Intraoperative cholangiogram (8753), 2) Endoscopic sphincterotomy and papillotomy (5185), 3) Endoscopic removal of stone(s) from biliary tract (5188), 4) Laparoscopic lysis of peritoneal adhesions (5451), 5) Esophagogastroduodenoscopy [EGD] with closed biopsy (4516).

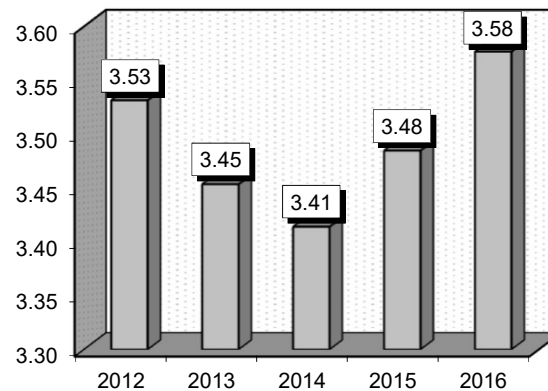
Definitions: **Laparoscope:** A usually rigid endoscope that is inserted through an incision in the abdominal wall and is used to examine visually the interior of the peritoneal cavity. **Cholecystectomy:** The surgical removal of the gallbladder. **Intraoperative:** Denotes that which occurs during an operation. **Cholangiogram:** A radiograph of the bile ducts made after the ingestion or injection of a radiopaque substance. **Sphincterotomy:** Incision or division of a sphincter muscle. **Peritoneum:** The serous membrane lining the cavity of the abdomen and covering the abdominal organs. **Adhesiolysis:** Severing of adhesive band(s); done by laparoscopy or laparotomy. **Esophagogastroduodenoscopy:** A diagnostic procedure that allows the physician to diagnose and treat problems in the upper gastrointestinal (UGI) tract. The doctor uses a long, flexible, lighted tube called an endoscope. **Endoscope:** Medical device consisting of a long, thin, flexible (or rigid) tube which has a light and a video camera.

Gender	2012			2013			2014			2015			2016		
	Cases	Avg LOS	Avg Bill	Cases	Avg LOS	Avg Bill	Cases	Avg LOS	Avg Bill	Cases	Avg LOS	Avg Bill	Cases	Avg LOS	Avg Bill
Male	920	4.03	\$65,774	978	4.00	\$73,492	827	3.80	\$72,561	800	3.80	\$83,443	866	3.98	\$90,292
Female	1,772	3.27	\$55,947	1,823	3.16	\$60,228	1,736	3.23	\$66,179	1,588	3.32	\$78,052	1,522	3.35	\$81,715
Age Group	Cases	Avg LOS	Avg Bill	Cases	Avg LOS	Avg Bill	Cases	Avg LOS	Avg Bill	Cases	Avg LOS	Avg Bill	Cases	Avg LOS	Avg Bill
0-17	61	3.13	\$41,952	42	2.95	\$46,402	54	3.24	\$48,510	46	3.72	\$62,306	28	4.18	\$71,917
18-35	736	2.74	\$49,184	770	2.62	\$52,618	709	2.71	\$56,665	611	2.61	\$64,842	592	2.80	\$73,853
36-49	615	2.80	\$51,751	653	2.96	\$60,726	617	2.87	\$60,530	550	2.93	\$71,211	546	2.83	\$76,836
50-64	657	3.80	\$62,452	668	3.44	\$66,362	570	3.35	\$70,308	615	3.59	\$89,454	585	3.76	\$87,616
65+	623	4.95	\$77,102	668	4.93	\$82,666	613	4.85	\$89,195	566	4.84	\$95,470	637	4.75	\$99,875
Total	2,692	3.53	\$59,306	2,801	3.45	\$64,859	2,563	3.41	\$68,238	2,388	3.48	\$79,858	2,388	3.58	\$84,825

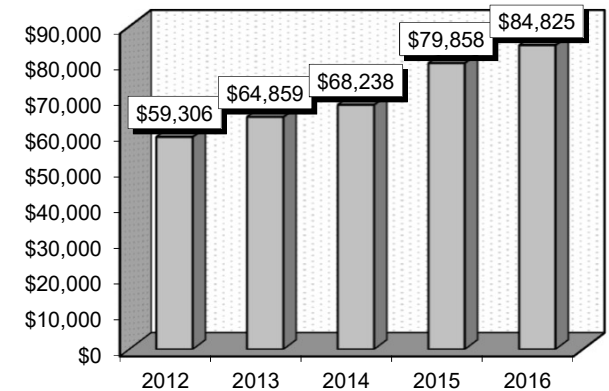
Patient Discharges (Cases)



Average Length of Stay (Avg LOS)



Average Billed Charges (Avg Bill)



County / Hospital	2012			2013			2014			2015			2016		
	Cases	Avg LOS	Avg Bill	Cases	Avg LOS	Avg Bill	Cases	Avg LOS	Avg Bill	Cases	Avg LOS	Avg Bill	Cases	Avg LOS	Avg Bill
Clark															
Centennial Hills	165	3.22	\$71,674	205	3.36	\$81,653	196	2.93	\$85,117	216	3.01	\$86,876	196	3.71	\$111,385
Desert Springs	115	3.84	\$79,234	148	4.57	\$105,970	136	3.85	\$101,044	142	3.64	\$110,852	167	4.10	\$119,837
Henderson Hospital	0	0.00	\$0	0	0.00	\$0	0	0.00	\$0	0	0.00	\$0	7	2.00	\$79,951
Mountain View	175	3.74	\$64,573	210	3.84	\$71,093	220	3.58	\$72,092	177	3.45	\$78,401	194	4.13	\$94,885
Mountain's Edge	0	0.00	\$0	0	0.00	\$0	0	0.00	\$0	0	0.00	\$0	0	0.00	\$0
North Vista	81	3.41	\$58,578	75	3.13	\$56,253	85	3.38	\$60,456	101	2.51	\$54,316	63	2.35	\$64,188
Southern Hills	74	2.51	\$47,979	71	3.01	\$59,548	97	2.84	\$58,825	63	3.25	\$73,521	93	3.31	\$79,047
Spring Valley	152	4.05	\$73,507	152	3.51	\$73,404	146	3.25	\$83,948	146	3.63	\$88,617	127	2.62	\$85,551
St. Rose-Rose de Lima	113	3.60	\$62,529	109	2.97	\$61,342	46	2.70	\$62,354	53	4.11	\$88,271	46	4.24	\$91,195
St. Rose-San Martin	142	3.70	\$61,701	95	3.48	\$68,402	90	3.47	\$72,795	65	3.86	\$84,416	58	3.26	\$82,376
St. Rose-Siena	168	3.64	\$63,314	210	3.31	\$72,948	162	3.90	\$77,143	140	3.54	\$83,127	94	3.22	\$83,440
Summerlin	211	3.70	\$78,672	190	3.67	\$84,838	165	3.61	\$90,615	167	4.11	\$143,973	181	3.65	\$112,445
Sunrise	133	3.61	\$64,436	172	3.60	\$74,453	172	4.42	\$85,077	171	4.82	\$102,358	200	4.35	\$101,940
UMC	247	3.49	\$62,289	258	3.17	\$58,242	245	3.35	\$61,761	238	3.11	\$78,514	214	3.49	\$90,624
Valley	131	3.73	\$72,421	143	3.48	\$74,741	110	4.19	\$92,766	122	3.46	\$85,106	126	3.47	\$95,838
Total	1,907	3.60	\$67,233	2,038	3.50	\$73,650	1,870	3.54	\$78,194	1,801	3.55	\$90,982	1,766	3.63	\$97,450
Washoe															
Carson Tahoe	105	3.05	\$42,533	117	2.85	\$43,780	128	3.14	\$43,091	90	3.58	\$46,963	100	3.36	\$47,819
Northern Nevada	79	2.29	\$49,216	74	3.08	\$60,031	62	2.10	\$53,159	70	2.83	\$64,432	74	3.05	\$73,755
Renown Regional	283	4.21	\$38,850	245	3.98	\$38,846	201	4.26	\$44,419	188	4.05	\$45,042	205	3.91	\$46,806
Renown S. Meadows	55	3.13	\$33,662	52	2.88	\$35,534	37	3.16	\$38,783	42	2.81	\$39,154	46	3.20	\$45,758
Saint Mary's	130	3.24	\$44,476	159	3.25	\$41,963	165	2.34	\$38,123	141	2.61	\$42,762	138	3.11	\$45,068
Sierra Surgery	3	2.33	\$20,066	1	10.00	\$17,681	2	4.00	\$31,495	0	0.00	\$0	0	0.00	\$0
Total	655	3.50	\$41,286	648	3.42	\$42,623	595	3.19	\$42,904	531	3.33	\$46,853	563	3.44	\$50,016
Rural															
Battle Mountain	0	0.00	\$0	0	0.00	\$0	0	0.00	\$0	0	0.00	\$0	0	0.00	\$0
Boulder City	0	0.00	\$0	0	0.00	\$0	0	0.00	\$0	0	0.00	\$0	0	0.00	\$0
Carson Valley	25	2.20	\$34,052	36	2.81	\$39,010	43	2.30	\$31,885	15	2.60	\$32,679	34	3.47	\$38,642
Churchill	30	2.50	\$27,674	19	2.89	\$32,119	17	1.94	\$34,215	13	3.00	\$33,726	1	2.00	\$29,951
Desert View	0	0.00	\$0	2	3.50	\$37,272	2	5.00	\$62,335	0	0.00	\$0	0	0.00	\$0
Grover C. Dils	0	0.00	\$0	0	0.00	\$0	0	0.00	\$0	0	0.00	\$0	0	0.00	\$0
Humboldt	35	3.43	\$38,095	25	2.36	\$24,655	23	2.09	\$25,668	11	3.18	\$31,737	6	2.33	\$32,074
Incline Village	0	0.00	\$0	0	0.00	\$0	0	0.00	\$0	0	0.00	\$0	0	0.00	\$0
Mesa View	5	3.00	\$33,475	6	2.83	\$37,070	3	2.33	\$31,574	7	2.86	\$41,924	2	3.00	\$33,794
Mount Grant	0	0.00	\$0	0	0.00	\$0	0	0.00	\$0	0	0.00	\$0	0	0.00	\$0
Northeastern	30	2.57	\$35,348	25	3.28	\$37,643	9	2.56	\$38,374	7	2.29	\$41,919	12	3.25	\$45,245
Nye	0	0.00	\$0	0	0.00	\$0	0	0.00	\$0	0	0.00	\$0	0	0.00	\$0
Pershing	0	0.00	\$0	0	0.00	\$0	0	0.00	\$0	0	0.00	\$0	0	0.00	\$0
South Lyon	0	0.00	\$0	0	0.00	\$0	0	0.00	\$0	0	0.00	\$0	0	0.00	\$0
William Bee Ririe	5	2.40	\$30,700	2	2.00	\$41,270	1	2.00	\$34,434	3	1.67	\$33,206	4	1.50	\$39,856
Total	130	2.72	\$33,816	115	2.83	\$34,362	98	2.27	\$32,064	56	2.75	\$35,076	59	3.14	\$39,088
All Counties	2,692	3.53	\$59,306	2,801	3.45	\$64,859	2,563	3.41	\$68,238	2,388	3.48	\$79,858	2,388	3.58	\$84,825

Cirrhosis & Alcoholic Hepatitis (432-434)

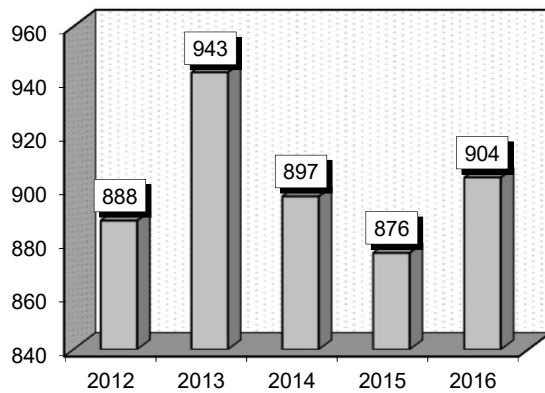
Diagnoses: that frequently accompanied Cirrhosis & Alcoholic Hepatitis were: 1) Ascites (7895), 2) Portal hypertension (5723), 3) Tobacco use disorder (3051), 4) Esophageal varices in diseases classified elsewhere, with bleeding (45620), 5) Unspecified essential hypertension (4019).

Definitions: **Cirrhosis:** A chronic degenerative disease in which normal liver cells are damaged and are then replaced by scar tissue. **Hepatitis:** Inflammation of the liver, due usually to viral infection but sometimes to toxic agents. **Portal hypertension:** Hypertension in the portal system as seen in cirrhosis of the liver and other conditions causing obstruction to the portal vein. **Hepatitis C:** A form of viral hepatitis caused by an RNA virus that is transmitted primarily by blood and blood products, as in blood transfusions or intravenous drug use, and sometimes through sexual contact. Most cases of non-A, non-B hepatitis are of this type. **Ascites:** The accumulation of fluid in the peritoneal cavity, causing abdominal swelling. **Esophageal varices:** Extremely dilated sub-mucosal veins in the lower third of the esophagus. They are most often a consequence of portal hypertension, commonly due to cirrhosis; patients with esophageal varices have a strong tendency to develop bleeding. **Hypertension:** High blood pressure.

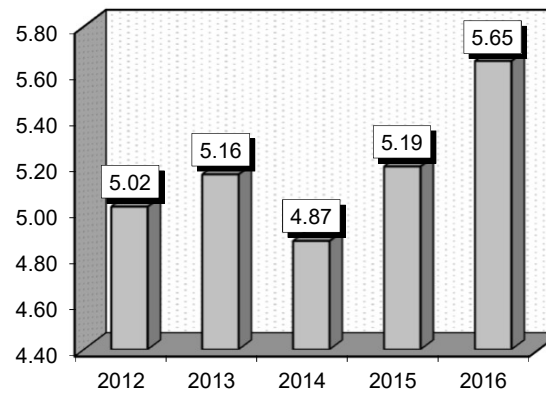
Comment: The liver is the largest internal organ in the human body. The liver helps the body digest fats, stores reserves of nutrients, filters poisons and wastes from the blood, synthesizes proteins, and regulates the levels of many chemicals found in the bloodstream.

Gender	2012			2013			2014			2015			2016		
	Cases	Avg LOS	Avg Bill	Cases	Avg LOS	Avg Bill	Cases	Avg LOS	Avg Bill	Cases	Avg LOS	Avg Bill	Cases	Avg LOS	Avg Bill
Male	540	4.92	\$49,719	596	5.08	\$61,788	548	4.84	\$62,407	559	5.26	\$67,080	532	5.62	\$73,031
Female	348	5.17	\$54,374	347	5.31	\$57,499	349	4.91	\$61,502	317	5.07	\$69,568	372	5.70	\$75,723
Age Group	Cases	Avg LOS	Avg Bill	Cases	Avg LOS	Avg Bill	Cases	Avg LOS	Avg Bill	Cases	Avg LOS	Avg Bill	Cases	Avg LOS	Avg Bill
0-17	0	0.00	\$0	0	0.00	\$0	1	6.00	\$126,029	0	0.00	\$0	1	8.00	\$93,710
18-35	62	6.35	\$64,781	56	6.00	\$54,344	51	4.49	\$52,992	51	5.49	\$70,092	56	5.80	\$76,217
36-49	280	4.66	\$46,638	251	5.11	\$58,530	219	5.23	\$66,962	222	4.97	\$61,003	216	5.27	\$64,009
50-64	405	5.07	\$50,078	484	5.19	\$61,383	454	4.77	\$57,357	436	5.16	\$66,933	440	5.68	\$76,332
65+	141	5.01	\$59,670	152	4.85	\$61,412	172	4.80	\$70,524	167	5.48	\$79,346	191	5.96	\$79,831
Total	888	5.02	\$51,543	943	5.16	\$60,210	897	4.87	\$62,055	876	5.19	\$67,980	904	5.65	\$74,139

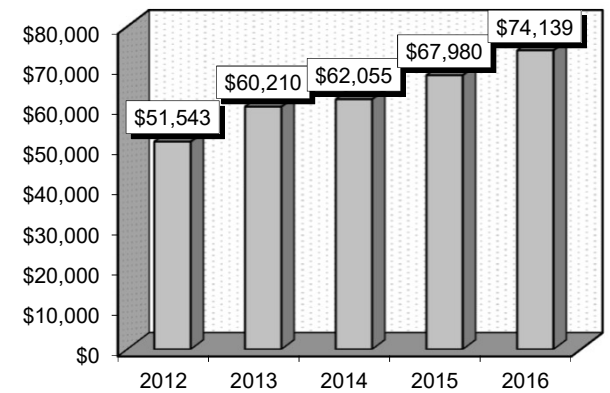
Patient Discharges (Cases)



Average Length of Stay (Avg LOS)



Average Billed Charges (Avg Bill)



County / Hospital	2012			2013			2014			2015			2016		
	Cases	Avg LOS	Avg Bill	Cases	Avg LOS	Avg Bill	Cases	Avg LOS	Avg Bill	Cases	Avg LOS	Avg Bill	Cases	Avg LOS	Avg Bill
Clark															
Centennial Hills	41	5.12	\$73,007	42	4.45	\$76,073	49	3.00	\$61,701	49	5.57	\$90,137	37	5.86	\$112,968
Desert Springs	38	6.13	\$64,086	55	5.69	\$55,908	55	5.27	\$76,080	46	4.72	\$76,322	73	4.74	\$76,376
Henderson Hospital	0	0.00	\$0	0	0.00	\$0	0	0.00	\$0	0	0.00	\$0	0	0.00	\$0
Mountain View	51	3.47	\$52,403	52	4.85	\$68,625	69	6.09	\$93,275	68	6.75	\$112,869	77	5.99	\$105,095
Mountain's Edge	0	0.00	\$0	0	0.00	\$0	0	0.00	\$0	0	0.00	\$0	6	10.00	\$50,341
North Vista	57	6.33	\$47,483	56	6.30	\$61,328	40	4.38	\$51,502	53	4.02	\$41,253	34	3.00	\$30,867
Southern Hills	21	4.10	\$46,776	13	4.77	\$99,004	15	4.47	\$59,248	17	3.53	\$50,032	33	4.42	\$64,192
Spring Valley	43	6.33	\$83,339	63	4.38	\$71,316	38	5.24	\$86,069	49	6.06	\$101,749	43	5.81	\$88,183
St. Rose-Rose de Lima	36	4.14	\$47,907	29	3.76	\$53,516	24	4.58	\$66,917	19	4.53	\$56,363	14	5.64	\$91,627
St. Rose-San Martin	21	5.90	\$59,455	38	4.63	\$57,341	27	6.19	\$70,119	26	6.42	\$82,785	11	3.64	\$61,988
St. Rose-Siena	41	4.88	\$56,727	45	5.02	\$63,252	66	4.79	\$61,539	34	5.18	\$61,689	30	4.73	\$69,016
Summerlin	37	4.59	\$69,880	36	7.50	\$128,289	41	5.68	\$98,453	36	4.31	\$93,727	33	6.24	\$95,160
Sunrise	81	5.21	\$63,307	72	6.44	\$81,674	83	4.58	\$68,053	93	5.04	\$86,388	110	8.13	\$117,366
UMC	127	4.85	\$38,096	123	4.46	\$33,346	123	4.67	\$38,554	117	6.92	\$58,182	129	6.00	\$58,511
Valley	55	4.36	\$66,820	79	4.75	\$82,370	57	4.54	\$94,216	38	5.18	\$114,498	42	4.98	\$106,927
Total	649	5.02	\$56,856	703	5.14	\$66,483	687	4.86	\$68,736	645	5.55	\$79,864	672	5.84	\$85,169
Washoe															
Carson Tahoe	41	4.76	\$35,411	40	4.50	\$36,112	19	4.26	\$36,680	30	4.97	\$38,557	31	5.16	\$41,176
Northern Nevada	23	4.61	\$45,446	22	4.59	\$60,687	22	3.91	\$52,460	18	3.00	\$47,475	13	2.46	\$50,070
Renown Regional	109	5.18	\$37,817	102	5.95	\$44,854	94	5.95	\$46,699	83	4.48	\$36,868	109	6.18	\$49,581
Renown S. Meadows	14	4.00	\$25,740	11	4.82	\$35,251	19	4.21	\$33,946	29	3.10	\$28,503	20	4.05	\$37,298
Saint Mary's	33	4.33	\$40,069	51	5.27	\$39,067	27	4.22	\$29,364	44	4.50	\$31,529	42	4.50	\$33,798
Sierra Surgery	0	0.00	\$0	0	0.00	\$0	0	0.00	\$0	0	0.00	\$0	0	0.00	\$0
Total	220	4.84	\$37,735	226	5.35	\$43,075	181	5.08	\$42,423	204	4.23	\$35,712	215	5.28	\$44,173
Rural															
Battle Mountain	0	0.00	\$0	0	0.00	\$0	0	0.00	\$0	0	0.00	\$0	0	0.00	\$0
Boulder City	0	0.00	\$0	0	0.00	\$0	0	0.00	\$0	1	8.00	\$17,474	0	0.00	\$0
Carson Valley	3	5.67	\$41,453	3	5.67	\$47,416	1	2.00	\$7,178	1	3.00	\$20,565	6	3.00	\$19,088
Churchill	8	11.13	\$38,568	2	1.50	\$9,979	5	6.00	\$26,513	6	2.50	\$16,762	1	2.00	\$12,187
Desert View	3	3.00	\$13,823	2	1.50	\$11,098	3	2.00	\$10,086	0	0.00	\$0	1	1.00	\$5,297
Grover C. Dils	0	0.00	\$0	0	0.00	\$0	0	0.00	\$0	0	0.00	\$0	0	0.00	\$0
Humboldt	2	6.00	\$30,621	4	3.75	\$20,796	4	5.75	\$32,316	7	4.14	\$27,657	3	4.00	\$19,955
Incline Village	0	0.00	\$0	0	0.00	\$0	0	0.00	\$0	0	0.00	\$0	0	0.00	\$0
Mesa View	0	0.00	\$0	0	0.00	\$0	0	0.00	\$0	1	2.00	\$19,400	1	1.00	\$13,225
Mount Grant	0	0.00	\$0	0	0.00	\$0	0	0.00	\$0	0	0.00	\$0	2	3.00	\$4,292
Northeastern	1	2.00	\$18,550	1	5.00	\$37,373	15	3.27	\$30,372	11	4.64	\$36,506	3	2.00	\$25,731
Nye	2	2.00	\$7,492	2	1.00	\$262	0	0.00	\$0	0	0.00	\$0	0	0.00	\$0
Pershing	0	0.00	\$0	0	0.00	\$0	0	0.00	\$0	0	0.00	\$0	0	0.00	\$0
South Lyon	0	0.00	\$0	0	0.00	\$0	1	3.00	\$8,683	0	0.00	\$0	0	0.00	\$0
William Bee Ririe	0	0.00	\$0	0	0.00	\$0	0	0.00	\$0	0	0.00	\$0	0	0.00	\$0
Total	19	7.00	\$29,955	14	3.21	\$21,820	29	3.90	\$26,328	27	4.00	\$27,895	17	2.71	\$17,110
All Counties	888	5.02	\$51,543	943	5.16	\$60,210	897	4.87	\$62,055	876	5.19	\$67,980	904	5.65	\$74,139

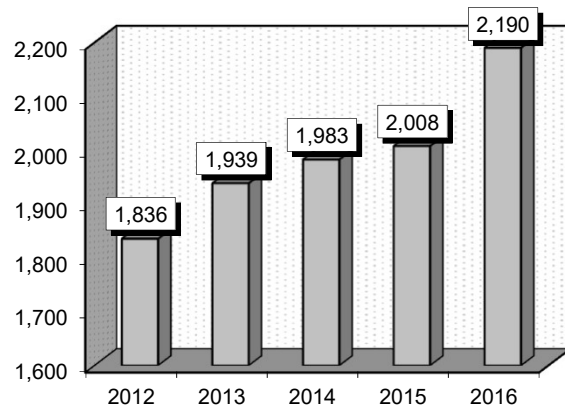
Hip & Femur Procedures Except Major Joint (480-482)

Procedures: that frequently accompanied Hip & Femur Procedures Except Major Joint were: 1) Open reduction of fracture with internal fixation, femur (7935), 2) Transfusion of packed cells (9904), 3) Closed reduction of fracture with internal fixation, femur (7915), 4) Internal fixation of bone without fracture reduction, femur (7855), 5) Venous catheterization, not elsewhere classified (3893), 6) Continuous invasive mechanical ventilation for less than 96 consecutive hours (9671), 7) Hemodialysis (3995).

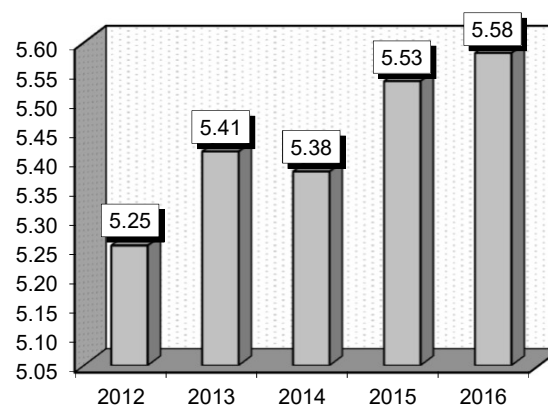
Definitions: **Open reduction:** Realignment of a fractured bone after incision into the fracture site. **Closed reduction:** Therapeutic intervention whereby fractured bone is restored to normal alignment without surgical incision. **Internal fixation:** Any method of holding together the fragments of a fractured bone without the use of appliances external to the skin. After open reduction of the fracture, smooth or threaded pins, Kirschner wires, screws, plates attached by screws, or medullary nails may be inserted through an appropriate incision to stabilize the fragments. **Bone graft:** Surgery to place new bone or bone substitutes into spaces around a broken bone or bone defects. **Osteoclasis:** The intentional surgical fracture of a bone to correct a deformity. **Femur:** The thigh bone, extending from the pelvis to the knee; the longest and strongest bone in the body. **Transfusion:** Transfer of blood or a blood component from one person (donor) to another (recipient). **Arthrotomy:** Incision into a joint.

Gender	2012			2013			2014			2015			2016		
	Cases	Avg LOS	Avg Bill	Cases	Avg LOS	Avg Bill	Cases	Avg LOS	Avg Bill	Cases	Avg LOS	Avg Bill	Cases	Avg LOS	Avg Bill
Male	659	5.54	\$81,866	745	5.75	\$87,688	719	5.78	\$95,871	758	5.69	\$104,604	849	5.96	\$108,476
Female	1,177	5.10	\$77,632	1,194	5.20	\$84,533	1,264	5.15	\$87,730	1,250	5.44	\$98,350	1,341	5.34	\$102,512
Age Group	Cases	Avg LOS	Avg Bill	Cases	Avg LOS	Avg Bill	Cases	Avg LOS	Avg Bill	Cases	Avg LOS	Avg Bill	Cases	Avg LOS	Avg Bill
0-17	83	3.13	\$52,577	110	3.30	\$61,288	120	2.48	\$59,874	92	2.71	\$80,407	78	3.15	\$78,944
18-35	76	4.91	\$87,814	84	5.25	\$94,837	91	4.73	\$94,952	98	3.89	\$100,757	95	4.55	\$99,953
36-49	71	4.99	\$74,184	87	7.03	\$115,621	88	5.28	\$86,787	96	6.00	\$113,431	89	5.73	\$123,967
50-64	289	6.17	\$81,817	312	6.63	\$88,143	311	6.00	\$94,121	291	6.29	\$102,309	340	5.86	\$110,714
65+	1,317	5.22	\$80,009	1,346	5.21	\$84,690	1,373	5.54	\$92,562	1,431	5.64	\$100,835	1,588	5.70	\$104,053
Total	1,836	5.25	\$79,152	1,939	5.41	\$85,745	1,983	5.38	\$90,682	2,008	5.53	\$100,711	2,190	5.58	\$104,824

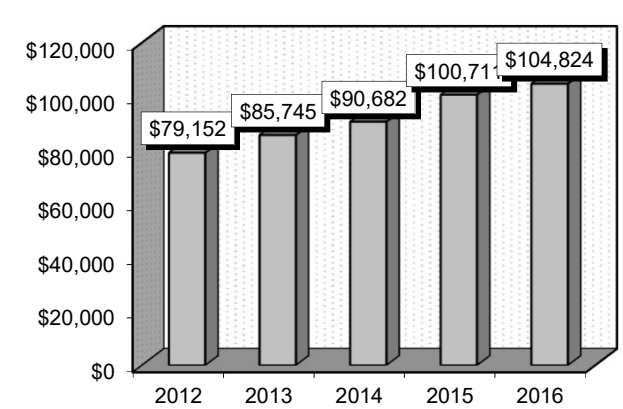
Patient Discharges (Cases)



Average Length of Stay (Avg LOS)



Average Billed Charges (Avg Bill)



County / Hospital	2012			2013			2014			2015			2016		
	Cases	Avg LOS	Avg Bill	Cases	Avg LOS	Avg Bill	Cases	Avg LOS	Avg Bill	Cases	Avg LOS	Avg Bill	Cases	Avg LOS	Avg Bill
Clark															
Centennial Hills	81	4.96	\$97,795	74	4.51	\$105,339	95	5.05	\$116,894	95	6.27	\$145,732	113	5.88	\$138,850
Desert Springs	88	6.25	\$102,575	101	7.38	\$111,583	93	7.44	\$119,629	89	7.42	\$137,452	76	8.37	\$159,272
Henderson Hospital	0	0.00	\$0	0	0.00	\$0	0	0.00	\$0	0	0.00	\$0	5	4.20	\$115,789
Mountain View	109	5.61	\$86,807	98	6.31	\$109,765	116	5.41	\$101,884	132	5.62	\$122,055	140	5.13	\$116,492
Mountain's Edge	0	0.00	\$0	0	0.00	\$0	0	0.00	\$0	0	0.00	\$0	0	0.00	\$0
North Vista	34	6.76	\$76,571	24	7.75	\$91,849	23	6.39	\$86,245	11	5.36	\$72,030	0	0.00	\$0
Southern Hills	26	4.50	\$79,889	35	5.29	\$82,477	53	5.45	\$92,946	48	5.17	\$103,300	52	6.67	\$135,060
Spring Valley	106	4.99	\$90,989	110	6.16	\$111,619	97	5.61	\$108,181	123	4.63	\$107,937	112	5.05	\$124,441
St. Rose-Rose de Lima	70	5.44	\$82,429	86	4.42	\$83,159	78	4.91	\$99,128	72	5.88	\$109,617	58	4.66	\$101,439
St. Rose-San Martin	41	5.00	\$91,950	53	4.79	\$87,840	57	5.49	\$101,012	47	4.57	\$87,964	52	4.71	\$100,712
St. Rose-Siena	152	5.65	\$95,569	150	4.55	\$88,537	164	4.85	\$101,636	179	4.78	\$98,932	231	4.89	\$103,761
Summerlin	124	4.90	\$95,327	146	5.09	\$108,333	133	6.26	\$126,002	134	5.51	\$123,958	126	5.12	\$137,731
Sunrise	188	4.82	\$85,356	206	4.79	\$96,182	209	5.28	\$107,077	221	6.42	\$129,822	223	5.12	\$133,713
UMC	135	5.04	\$73,974	155	5.79	\$79,759	204	5.59	\$81,173	170	5.96	\$111,404	215	6.96	\$110,291
Valley	80	5.86	\$100,816	77	6.73	\$125,399	72	5.85	\$121,174	73	6.51	\$132,825	89	6.31	\$144,071
Total	1,234	5.31	\$89,725	1,315	5.48	\$98,804	1,394	5.57	\$104,757	1,394	5.75	\$118,284	1,492	5.66	\$123,619
Washoe															
Carson Tahoe	102	5.30	\$65,245	99	5.04	\$62,033	79	4.77	\$62,041	82	5.12	\$63,191	117	4.85	\$64,650
Northern Nevada	40	4.30	\$66,666	40	4.55	\$70,277	33	7.18	\$77,886	45	5.13	\$82,171	49	3.94	\$80,846
Renown Regional	263	5.42	\$53,641	301	5.99	\$59,209	281	4.84	\$53,915	270	5.37	\$55,470	313	5.97	\$61,396
Renown S. Meadows	25	4.24	\$47,326	35	2.94	\$36,338	25	3.20	\$39,112	32	3.53	\$43,580	34	5.06	\$53,783
Saint Mary's	100	4.88	\$63,153	87	5.08	\$62,057	117	5.17	\$64,025	104	4.77	\$75,459	110	5.13	\$77,508
Sierra Surgery	0	0.00	\$0	0	0.00	\$0	2	4.50	\$51,768	0	0.00	\$0	0	0.00	\$0
Total	530	5.15	\$58,354	562	5.39	\$59,511	537	4.97	\$58,089	533	5.08	\$62,099	623	5.40	\$65,966
Rural															
Battle Mountain	0	0.00	\$0	0	0.00	\$0	0	0.00	\$0	0	0.00	\$0	0	0.00	\$0
Boulder City	0	0.00	\$0	0	0.00	\$0	0	0.00	\$0	0	0.00	\$0	0	0.00	\$0
Carson Valley	20	3.65	\$47,204	10	3.90	\$49,235	14	4.00	\$58,808	19	3.37	\$44,792	22	4.27	\$46,638
Churchill	23	6.65	\$49,810	17	4.65	\$38,941	11	5.18	\$40,591	10	4.80	\$40,571	3	6.67	\$45,748
Desert View	0	0.00	\$0	0	0.00	\$0	0	0.00	\$0	0	0.00	\$0	0	0.00	\$0
Grover C. Dils	0	0.00	\$0	0	0.00	\$0	0	0.00	\$0	0	0.00	\$0	0	0.00	\$0
Humboldt	0	0.00	\$0	0	0.00	\$0	0	0.00	\$0	8	7.75	\$60,373	11	10.91	\$86,889
Incline Village	0	0.00	\$0	0	0.00	\$0	0	0.00	\$0	0	0.00	\$0	0	0.00	\$0
Mesa View	11	4.27	\$38,552	19	3.84	\$41,035	17	4.65	\$46,682	26	4.81	\$53,120	27	4.37	\$42,882
Mount Grant	0	0.00	\$0	0	0.00	\$0	0	0.00	\$0	0	0.00	\$0	0	0.00	\$0
Northeastern	13	4.92	\$68,961	14	4.71	\$63,130	6	5.17	\$61,794	12	5.42	\$72,593	9	5.22	\$63,538
Nye	0	0.00	\$0	0	0.00	\$0	0	0.00	\$0	0	0.00	\$0	0	0.00	\$0
Pershing	0	0.00	\$0	0	0.00	\$0	0	0.00	\$0	0	0.00	\$0	0	0.00	\$0
South Lyon	0	0.00	\$0	0	0.00	\$0	0	0.00	\$0	0	0.00	\$0	0	0.00	\$0
William Bee Ririe	5	6.20	\$52,634	2	3.50	\$34,851	4	3.25	\$40,746	6	4.33	\$41,588	3	6.67	\$59,958
Total	72	5.11	\$51,020	62	4.26	\$46,573	52	4.54	\$49,945	81	4.81	\$52,364	75	5.59	\$53,715
All Counties	1,836	5.25	\$79,152	1,939	5.41	\$85,745	1,983	5.38	\$90,682	2,008	5.53	\$100,711	2,190	5.58	\$104,824

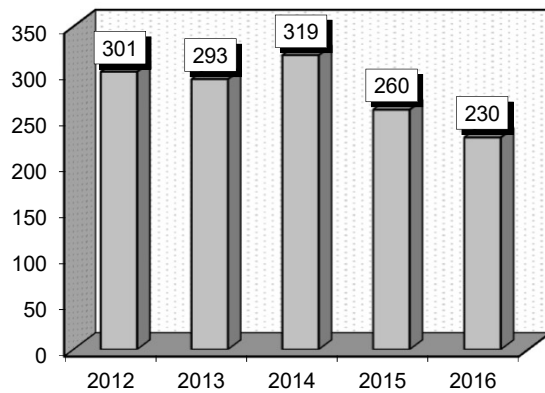
Knee Procedures (485-489)

Procedures: that frequently accompanied Knee Procedures were: 1) Venous catheterization, not elsewhere classified (3893), 2) Other arthrotomy, knee (8016), 3) Synovectomy, knee (8076), 4) Other local excision or destruction of lesion of joint, knee (8086).

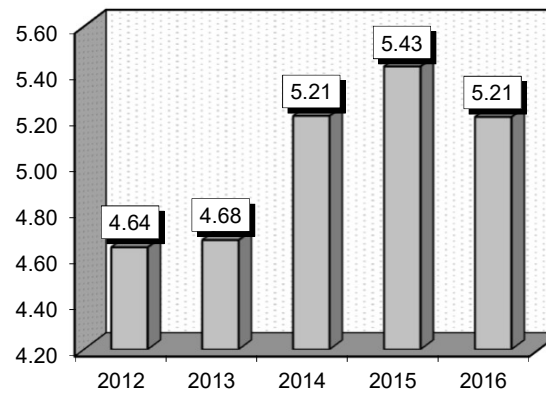
Definitions: Arthrotomy: Incision into a joint. **Synovectomy:** Excision of a synovial membrane, as of that lining the capsule of the knee joint, sometimes done in patients with rheumatoid arthritis.

Gender	2012			2013			2014			2015			2016		
	Cases	Avg LOS	Avg Bill	Cases	Avg LOS	Avg Bill	Cases	Avg LOS	Avg Bill	Cases	Avg LOS	Avg Bill	Cases	Avg LOS	Avg Bill
Male	158	4.54	\$66,783	152	4.95	\$72,073	186	5.36	\$84,852	142	5.96	\$102,950	122	5.95	\$108,776
Female	143	4.76	\$65,219	141	4.38	\$67,004	133	5.01	\$74,978	118	4.79	\$86,778	108	4.37	\$88,552
Age Group	Cases	Avg LOS	Avg Bill	Cases	Avg LOS	Avg Bill	Cases	Avg LOS	Avg Bill	Cases	Avg LOS	Avg Bill	Cases	Avg LOS	Avg Bill
0-17	7	5.29	\$57,676	9	4.33	\$63,410	13	5.54	\$64,045	12	6.17	\$81,027	10	5.50	\$93,488
18-35	37	5.08	\$59,361	32	3.97	\$64,652	29	6.28	\$91,807	20	8.10	\$103,833	24	6.13	\$91,858
36-49	51	5.02	\$72,428	52	4.50	\$74,893	58	6.02	\$79,759	32	6.34	\$103,794	30	5.70	\$112,901
50-64	99	4.37	\$65,551	92	4.74	\$67,007	102	5.25	\$87,979	98	4.79	\$91,553	79	4.89	\$99,129
65+	107	4.52	\$66,305	108	4.94	\$71,334	117	4.49	\$74,015	98	5.13	\$97,103	87	5.05	\$97,433
Total	301	4.64	\$66,040	293	4.68	\$69,634	319	5.21	\$80,735	260	5.43	\$95,610	230	5.21	\$99,280

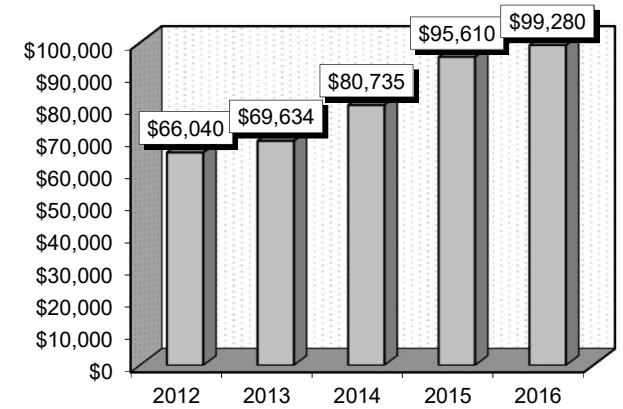
Patient Discharges (Cases)



Average Length of Stay (Avg LOS)



Average Billed Charges (Avg Bill)



County / Hospital	2012			2013			2014			2015			2016		
	Cases	Avg LOS	Avg Bill	Cases	Avg LOS	Avg Bill	Cases	Avg LOS	Avg Bill	Cases	Avg LOS	Avg Bill	Cases	Avg LOS	Avg Bill
Clark															
Centennial Hills	26	3.58	\$83,415	18	3.17	\$84,969	22	3.95	\$109,430	26	4.23	\$125,819	22	3.59	\$120,400
Desert Springs	12	12.75	\$103,135	13	5.54	\$116,498	14	7.93	\$114,905	9	4.78	\$85,928	5	3.40	\$91,587
Henderson Hospital	0	0.00	\$0	0	0.00	\$0	0	0.00	\$0	0	0.00	\$0	2	3.00	\$80,922
Mountain View	20	4.50	\$78,556	9	4.33	\$71,669	14	5.00	\$89,345	14	6.29	\$100,709	6	3.67	\$115,764
Mountain's Edge	0	0.00	\$0	0	0.00	\$0	0	0.00	\$0	0	0.00	\$0	0	0.00	\$0
North Vista	7	3.71	\$56,130	2	2.00	\$44,959	2	5.50	\$64,677	1	1.00	\$36,885	2	5.00	\$132,624
Southern Hills	10	2.00	\$49,804	18	3.33	\$63,799	7	4.57	\$81,041	13	3.00	\$61,349	5	3.00	\$68,596
Spring Valley	25	4.04	\$83,400	38	4.68	\$71,325	37	3.62	\$97,357	35	3.46	\$103,421	22	5.09	\$145,569
St. Rose-Rose de Lima	14	4.79	\$87,130	7	6.43	\$113,525	4	6.25	\$93,062	8	10.25	\$139,879	2	6.00	\$95,259
St. Rose-San Martin	1	6.00	\$38,852	6	5.00	\$75,678	4	5.50	\$78,289	3	2.33	\$99,680	10	6.30	\$111,938
St. Rose-Siena	42	4.64	\$66,925	34	3.62	\$71,847	36	4.67	\$85,004	23	6.04	\$113,469	22	4.82	\$96,347
Summerlin	5	2.20	\$52,331	9	5.67	\$101,458	9	4.44	\$127,940	9	6.33	\$169,233	6	2.67	\$107,551
Sunrise	14	5.36	\$76,558	10	4.10	\$82,971	28	7.82	\$103,110	16	8.88	\$124,475	20	7.85	\$148,874
UMC	16	7.19	\$82,486	19	9.89	\$79,176	25	6.20	\$70,339	21	7.52	\$106,931	24	8.21	\$111,348
Valley	3	5.33	\$93,805	2	6.00	\$91,903	3	4.33	\$86,711	5	3.60	\$86,805	5	3.40	\$85,320
Total	195	4.96	\$76,706	185	4.86	\$79,784	205	5.30	\$94,480	183	5.49	\$110,005	153	5.42	\$117,158
Washoe															
Carson Tahoe	7	4.14	\$50,661	9	3.22	\$54,423	14	4.14	\$57,884	7	4.57	\$51,509	13	5.08	\$64,835
Northern Nevada	12	4.58	\$69,654	7	4.57	\$103,009	6	3.83	\$64,016	5	3.40	\$85,899	3	5.67	\$127,256
Renown Regional	38	5.18	\$47,025	43	4.58	\$46,309	44	5.34	\$56,643	31	6.77	\$64,237	26	6.42	\$71,470
Renown S. Meadows	13	1.69	\$23,370	9	1.89	\$37,059	11	3.91	\$43,597	4	5.25	\$52,059	15	3.27	\$39,787
Saint Mary's	20	4.60	\$61,426	29	5.48	\$59,162	22	7.55	\$76,133	19	4.21	\$64,038	14	4.14	\$73,237
Sierra Surgery	4	1.75	\$19,224	1	2.00	\$18,605	4	2.50	\$35,371	0	0.00	\$0	0	0.00	\$0
Total	94	4.28	\$48,794	98	4.45	\$53,775	101	5.30	\$59,235	66	5.45	\$63,733	71	5.03	\$66,267
Rural															
Battle Mountain	0	0.00	\$0	0	0.00	\$0	0	0.00	\$0	0	0.00	\$0	0	0.00	\$0
Boulder City	0	0.00	\$0	0	0.00	\$0	0	0.00	\$0	0	0.00	\$0	0	0.00	\$0
Carson Valley	2	1.00	\$26,832	5	2.80	\$36,000	1	4.00	\$35,850	2	3.50	\$32,574	4	2.25	\$35,863
Churchill	1	8.00	\$31,664	2	5.00	\$33,502	6	3.33	\$25,540	2	3.00	\$39,067	1	2.00	\$43,070
Desert View	0	0.00	\$0	0	0.00	\$0	0	0.00	\$0	0	0.00	\$0	0	0.00	\$0
Grover C. Dils	0	0.00	\$0	0	0.00	\$0	0	0.00	\$0	0	0.00	\$0	0	0.00	\$0
Humboldt	0	0.00	\$0	0	0.00	\$0	0	0.00	\$0	2	4.50	\$44,978	0	0.00	\$0
Incline Village	0	0.00	\$0	0	0.00	\$0	0	0.00	\$0	0	0.00	\$0	0	0.00	\$0
Mesa View	5	2.00	\$26,454	2	4.00	\$46,633	1	1.00	\$19,977	3	4.33	\$43,852	1	1.00	\$17,688
Mount Grant	0	0.00	\$0	0	0.00	\$0	0	0.00	\$0	0	0.00	\$0	0	0.00	\$0
Northeastern	4	2.00	\$29,045	1	2.00	\$32,326	4	3.00	\$40,357	1	9.00	\$89,623	0	0.00	\$0
Nye	0	0.00	\$0	0	0.00	\$0	0	0.00	\$0	0	0.00	\$0	0	0.00	\$0
Pershing	0	0.00	\$0	0	0.00	\$0	0	0.00	\$0	0	0.00	\$0	0	0.00	\$0
South Lyon	0	0.00	\$0	0	0.00	\$0	0	0.00	\$0	0	0.00	\$0	0	0.00	\$0
William Bee Ririe	0	0.00	\$0	0	0.00	\$0	1	4.00	\$32,838	1	2.00	\$67,075	0	0.00	\$0
Total	12	2.33	\$27,815	10	3.40	\$37,260	13	3.15	\$31,025	11	4.18	\$47,408	6	2.00	\$34,035
All Counties	301	4.64	\$66,040	293	4.68	\$69,634	319	5.21	\$80,735	260	5.43	\$95,610	230	5.21	\$99,280

Back & Neck Procedures Except Spinal Fusion (490-491,518-520)

Procedures: that frequently accompanied Back & Neck Procedures Except Spinal Fusion were: 1) Other exploration and decompression of spinal canal (0309), 2) Excision of intervertebral disc (8051), 3) Other repair and plastic operations on spinal cord structures (0359), 4) Intra-operative neurophysiologic monitoring (0094), 5) Excision of lesion of other soft tissue (8339), 6) Removal of implanted devices from bone, other bones (7869).

Definitions: Exploration: An active examination, usually involving a surgical procedure, to ascertain conditions present within a body cavity as an aid in diagnosis.

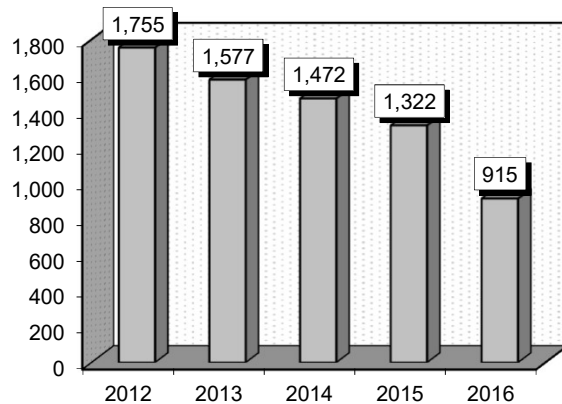
Decompression: The removal of pressure.

Comment: Additional related procedures included, but are not limited to, spinal cord exploration, excision of a spinal cord lesion, vertebral fracture repair, and insertion of a spinal stimulator. The spinal cord is an extension of the brain. It is protected by a bony structure called the vertebral or spinal column. There is a wide space that surrounds the spinal cord. This space contains the cerebrospinal fluid. All the information going from the brain to the limbs travels through the spinal cord. This then allows for movement. The spinal cord is the first relay station for sensory information (what we feel in our arms and legs) on its way to consciousness in various centers of the brain.

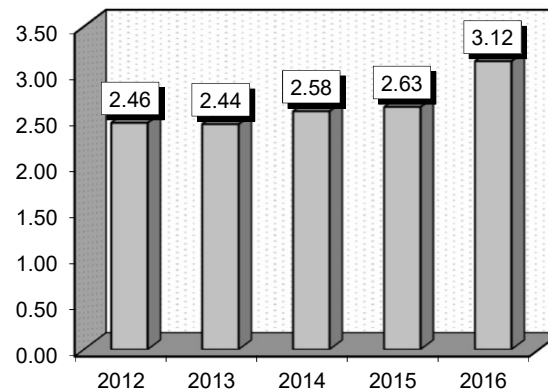
Note: DRGs 490-491 were replaced with DRGs 518-520 by the Centers for Medicare & Medicaid Services (CMS) On 10/01/2014.

Gender	2012			2013			2014			2015			2016		
	Cases	Avg LOS	Avg Bill	Cases	Avg LOS	Avg Bill	Cases	Avg LOS	Avg Bill	Cases	Avg LOS	Avg Bill	Cases	Avg LOS	Avg Bill
Male	1,028	2.41	\$47,589	913	2.52	\$56,290	835	2.60	\$61,726	778	2.58	\$69,098	523	3.05	\$85,998
Female	727	2.53	\$46,749	664	2.33	\$53,876	637	2.56	\$61,643	544	2.70	\$75,706	392	3.22	\$87,496
Age Group	Cases	Avg LOS	Avg Bill	Cases	Avg LOS	Avg Bill	Cases	Avg LOS	Avg Bill	Cases	Avg LOS	Avg Bill	Cases	Avg LOS	Avg Bill
0-17	12	2.58	\$53,733	2	3.50	\$78,717	0	0.00	\$0	4	7.00	\$183,697	2	3.50	\$143,885
18-35	152	2.28	\$48,184	138	1.95	\$50,319	131	2.22	\$59,246	121	2.43	\$74,613	94	2.95	\$79,190
36-49	321	2.44	\$46,728	285	1.95	\$50,977	272	2.38	\$59,950	222	2.06	\$73,330	184	2.45	\$77,794
50-64	587	2.33	\$47,228	563	2.47	\$54,583	509	2.50	\$61,599	445	2.55	\$69,917	297	3.43	\$92,318
65+	683	2.62	\$47,170	589	2.77	\$59,094	560	2.85	\$63,191	530	2.95	\$71,295	338	3.27	\$88,199
Total	1,755	2.46	\$47,241	1,577	2.44	\$55,274	1,472	2.58	\$61,690	1,322	2.63	\$71,817	915	3.12	\$86,640

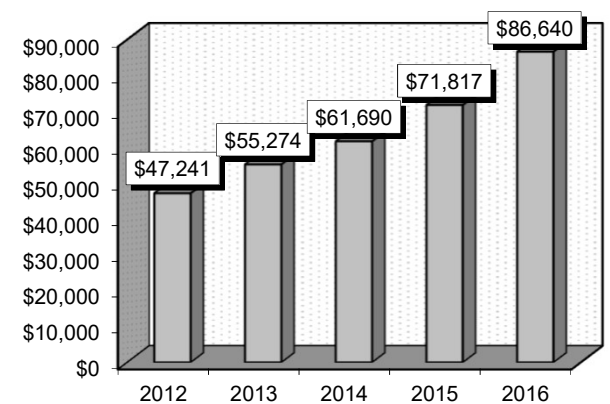
Patient Discharges (Cases)



Average Length of Stay (Avg LOS)



Average Billed Charges (Avg Bill)



County / Hospital	2012			2013			2014			2015			2016		
	Cases	Avg LOS	Avg Bill	Cases	Avg LOS	Avg Bill	Cases	Avg LOS	Avg Bill	Cases	Avg LOS	Avg Bill	Cases	Avg LOS	Avg Bill
Clark															
Centennial Hills	13	1.69	\$48,843	15	2.07	\$60,146	16	2.38	\$72,634	22	3.09	\$89,181	34	2.68	\$84,117
Desert Springs	21	1.48	\$73,870	24	1.46	\$70,758	25	2.32	\$82,208	16	1.94	\$99,502	18	2.78	\$119,683
Henderson Hospital	0	0.00	\$0	0	0.00	\$0	0	0.00	\$0	0	0.00	\$0	0	0.00	\$0
Mountain View	138	2.48	\$46,388	181	2.65	\$66,554	129	2.14	\$57,407	158	2.55	\$61,869	79	2.72	\$77,574
Mountain's Edge	0	0.00	\$0	0	0.00	\$0	0	0.00	\$0	0	0.00	\$0	0	0.00	\$0
North Vista	32	3.06	\$66,453	35	3.00	\$66,643	47	3.38	\$72,314	15	3.00	\$66,874	4	2.50	\$72,528
Southern Hills	57	2.44	\$49,915	77	1.77	\$52,955	86	1.24	\$44,125	105	1.67	\$49,687	34	2.35	\$72,013
Spring Valley	63	2.56	\$54,803	69	3.01	\$62,062	78	3.58	\$80,773	88	2.92	\$75,729	67	2.78	\$83,722
St. Rose-Rose de Lima	0	0.00	\$0	0	0.00	\$0	0	0.00	\$0	0	0.00	\$0	0	0.00	\$0
St. Rose-San Martin	66	2.14	\$59,082	55	2.09	\$72,757	40	2.83	\$79,272	42	3.17	\$90,999	25	3.36	\$104,453
St. Rose-Siena	271	1.61	\$40,957	168	1.66	\$45,280	124	2.03	\$51,002	81	2.40	\$67,961	34	3.76	\$77,927
Summerlin	39	2.08	\$52,483	38	1.87	\$57,893	73	2.33	\$69,948	67	3.49	\$84,100	58	3.07	\$106,917
Sunrise	96	3.36	\$69,846	106	3.61	\$88,977	90	3.42	\$93,053	64	4.19	\$112,431	34	8.00	\$152,629
UMC	103	3.48	\$69,427	108	4.04	\$74,634	101	2.52	\$66,781	83	3.20	\$108,209	73	4.26	\$118,719
Valley	87	3.47	\$73,742	95	2.51	\$71,395	126	2.87	\$86,184	148	2.48	\$96,824	152	2.74	\$119,041
Total	986	2.47	\$55,101	971	2.59	\$65,316	935	2.54	\$69,194	889	2.75	\$80,632	612	3.30	\$102,782
Washoe															
Carson Tahoe	50	2.16	\$43,422	45	1.93	\$44,503	28	2.39	\$47,855	43	2.44	\$49,494	33	1.97	\$42,474
Northern Nevada	41	2.46	\$60,718	29	2.07	\$56,705	28	2.04	\$60,448	22	1.59	\$69,648	6	2.17	\$80,299
Renown Regional	417	2.63	\$29,208	273	2.32	\$31,232	214	3.33	\$39,639	147	3.16	\$46,917	170	3.13	\$49,078
Renown S. Meadows	0	0.00	\$0	0	0.00	\$0	0	0.00	\$0	0	0.00	\$0	0	0.00	\$0
Saint Mary's	247	2.21	\$46,085	248	2.12	\$45,369	245	2.23	\$56,684	215	1.95	\$58,268	94	2.43	\$65,383
Sierra Surgery	14	2.07	\$25,418	11	2.91	\$29,028	22	1.91	\$32,222	6	2.00	\$29,186	0	0.00	\$0
Total	769	2.45	\$37,164	606	2.21	\$39,182	537	2.66	\$48,625	433	2.39	\$53,718	303	2.77	\$54,036
Rural															
Battle Mountain	0	0.00	\$0	0	0.00	\$0	0	0.00	\$0	0	0.00	\$0	0	0.00	\$0
Boulder City	0	0.00	\$0	0	0.00	\$0	0	0.00	\$0	0	0.00	\$0	0	0.00	\$0
Carson Valley	0	0.00	\$0	0	0.00	\$0	0	0.00	\$0	0	0.00	\$0	0	0.00	\$0
Churchill	0	0.00	\$0	0	0.00	\$0	0	0.00	\$0	0	0.00	\$0	0	0.00	\$0
Desert View	0	0.00	\$0	0	0.00	\$0	0	0.00	\$0	0	0.00	\$0	0	0.00	\$0
Grover C. Dils	0	0.00	\$0	0	0.00	\$0	0	0.00	\$0	0	0.00	\$0	0	0.00	\$0
Humboldt	0	0.00	\$0	0	0.00	\$0	0	0.00	\$0	0	0.00	\$0	0	0.00	\$0
Incline Village	0	0.00	\$0	0	0.00	\$0	0	0.00	\$0	0	0.00	\$0	0	0.00	\$0
Mesa View	0	0.00	\$0	0	0.00	\$0	0	0.00	\$0	0	0.00	\$0	0	0.00	\$0
Mount Grant	0	0.00	\$0	0	0.00	\$0	0	0.00	\$0	0	0.00	\$0	0	0.00	\$0
Northeastern	0	0.00	\$0	0	0.00	\$0	0	0.00	\$0	0	0.00	\$0	0	0.00	\$0
Nye	0	0.00	\$0	0	0.00	\$0	0	0.00	\$0	0	0.00	\$0	0	0.00	\$0
Pershing	0	0.00	\$0	0	0.00	\$0	0	0.00	\$0	0	0.00	\$0	0	0.00	\$0
South Lyon	0	0.00	\$0	0	0.00	\$0	0	0.00	\$0	0	0.00	\$0	0	0.00	\$0
William Bee Ririe	0	0.00	\$0	0	0.00	\$0	0	0.00	\$0	0	0.00	\$0	0	0.00	\$0
Total	0	0.00	\$0	0	0.00	\$0	0	0.00	\$0	0	0.00	\$0	0	0.00	\$0
All Counties	1,755	2.46	\$47,241	1,577	2.44	\$55,274	1,472	2.58	\$61,690	1,322	2.63	\$71,817	915	3.12	\$86,640

Medical Back Problems (551-552)

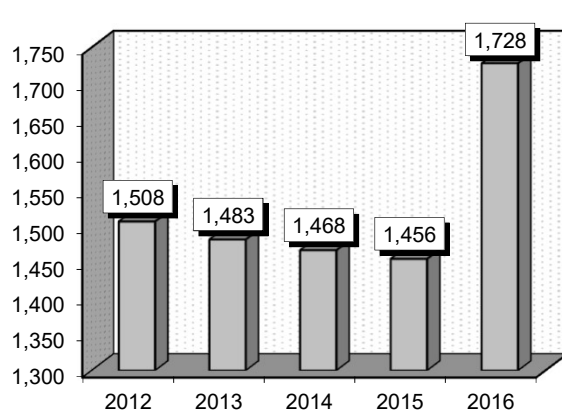
Diagnoses: that frequently accompanied Medical Back Problems were: 1) Unspecified essential hypertension (4019), 2) Other and unspecified hyperlipidemia (2724), 3) Tobacco use disorder (3051), 4) Closed fracture of lumbar vertebra without mention of spinal cord injury (8054), 5) Closed fracture of dorsal [thoracic] vertebra without mention of spinal cord injury (8052).

Definitions: **Vertebra:** Any of the bones or cartilaginous segments of the spinal column, usually 33 in number. **Intervertebral:** Located between vertebrae. **Myelopathy:** Any disease of the spinal cord. **Stenosis:** The abnormal narrowing of a passage in the body. **Hyperlipidemia:** An abnormally high concentration of fats or lipids in the blood. **Fracture:** A break in bone or cartilage. Although usually a result of trauma, a fracture can be the result of an acquired disease of bone, such as osteoporosis, or of abnormal formation of bone in a congenital disease of bone, such as osteogenesis imperfecta ('brittle bone disease'). **Dorsal:** Denoting a position more toward the back surface than some other object of reference; a synonym of posterior in human anatomy. **Hypertension:** High blood pressure.

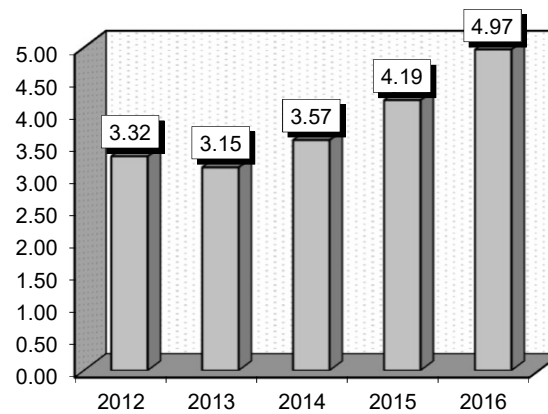
Comment: Diagnoses under this DRG, include but are not limited to, displacement of lumbar intervertebral disc without myelopathy, spinal stenosis, lumbago, closed fracture of dorsal vertebra and closed fracture of lumbar vertebra. It's interesting that persons with this diagnosis, as well as many other medical problems throughout this book, commonly have a diagnosis of tobacco use.

Gender	2012			2013			2014			2015			2016		
	Cases	Avg LOS	Avg Bill	Cases	Avg LOS	Avg Bill	Cases	Avg LOS	Avg Bill	Cases	Avg LOS	Avg Bill	Cases	Avg LOS	Avg Bill
Male	683	3.13	\$34,848	698	3.08	\$35,626	664	3.68	\$42,300	674	4.16	\$49,631	801	4.94	\$56,605
Female	825	3.48	\$34,928	785	3.21	\$35,158	804	3.48	\$39,082	782	4.21	\$46,019	927	4.99	\$51,934
Age Group	Cases	Avg LOS	Avg Bill	Cases	Avg LOS	Avg Bill	Cases	Avg LOS	Avg Bill	Cases	Avg LOS	Avg Bill	Cases	Avg LOS	Avg Bill
0-17	33	2.73	\$28,389	28	2.93	\$41,987	24	2.92	\$34,653	25	2.36	\$35,780	22	3.05	\$42,190
18-35	171	2.75	\$35,599	162	2.44	\$32,608	144	2.50	\$34,107	143	3.47	\$42,463	140	3.49	\$54,700
36-49	227	2.78	\$31,940	216	2.34	\$29,719	196	3.35	\$37,762	185	3.82	\$46,211	233	3.55	\$45,389
50-64	366	3.59	\$36,355	375	3.45	\$35,075	343	3.54	\$42,967	357	4.16	\$50,066	400	5.06	\$57,020
65+	711	3.51	\$35,212	702	3.41	\$37,657	761	3.86	\$41,561	746	4.49	\$48,323	933	5.55	\$55,213
Total	1,508	3.32	\$34,892	1,483	3.15	\$35,378	1,468	3.57	\$40,538	1,456	4.19	\$47,691	1,728	4.97	\$54,099

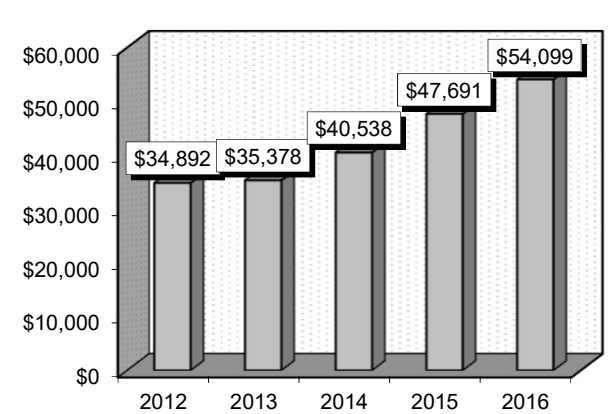
Patient Discharges (Cases)



Average Length of Stay (Avg LOS)



Average Billed Charges (Avg Bill)



County / Hospital	2012			2013			2014			2015			2016		
	Cases	Avg LOS	Avg Bill	Cases	Avg LOS	Avg Bill	Cases	Avg LOS	Avg Bill	Cases	Avg LOS	Avg Bill	Cases	Avg LOS	Avg Bill
Clark															
Centennial Hills	35	3.20	\$35,256	51	2.92	\$44,430	65	3.83	\$49,821	50	3.32	\$53,386	80	3.30	\$59,526
Desert Springs	48	3.90	\$47,509	51	2.63	\$39,410	50	4.86	\$50,498	38	3.97	\$49,055	60	7.53	\$65,624
Henderson Hospital	0	0.00	\$0	0	0.00	\$0	0	0.00	\$0	0	0.00	\$0	1	1.00	\$20,496
Mountain View	146	2.87	\$36,805	119	3.48	\$44,832	124	3.29	\$51,860	161	3.68	\$53,586	149	3.56	\$57,669
Mountain's Edge	0	0.00	\$0	0	0.00	\$0	0	0.00	\$0	0	0.00	\$0	39	8.41	\$41,930
North Vista	28	3.39	\$27,310	25	3.28	\$28,222	31	3.55	\$32,513	34	2.56	\$27,095	17	1.88	\$40,529
Southern Hills	54	2.94	\$31,922	50	2.88	\$32,628	66	2.18	\$34,046	60	2.88	\$40,688	64	2.52	\$41,181
Spring Valley	67	3.66	\$38,113	55	3.87	\$42,544	46	3.76	\$46,757	72	6.06	\$59,857	114	6.91	\$62,817
St. Rose-Rose de Lima	15	4.07	\$47,569	19	3.21	\$42,509	11	6.73	\$67,916	16	6.13	\$58,952	23	6.26	\$65,746
St. Rose-San Martin	48	3.73	\$40,869	31	2.68	\$37,507	30	2.47	\$48,072	24	3.92	\$57,688	9	2.33	\$37,409
St. Rose-Siena	57	3.14	\$37,790	47	2.49	\$38,847	38	2.79	\$40,238	29	3.31	\$53,502	49	3.41	\$56,363
Summerlin	61	2.90	\$40,865	66	3.02	\$44,658	64	3.81	\$57,358	72	5.25	\$56,617	142	7.92	\$78,050
Sunrise	226	2.95	\$38,764	222	3.01	\$44,504	252	3.46	\$47,443	221	4.08	\$61,814	195	3.54	\$70,710
UMC	211	2.79	\$32,519	175	3.38	\$33,076	199	3.59	\$34,521	175	5.13	\$48,672	207	4.91	\$53,431
Valley	111	3.74	\$37,726	129	2.80	\$36,545	69	3.58	\$51,231	107	3.96	\$48,439	138	7.99	\$65,788
Total	1,107	3.15	\$37,093	1,040	3.09	\$39,821	1,045	3.50	\$45,310	1,059	4.24	\$53,022	1,287	5.30	\$61,426
Washoe															
Carson Tahoe	51	3.43	\$24,028	38	3.50	\$27,345	50	3.38	\$23,519	66	2.76	\$20,638	56	3.20	\$22,892
Northern Nevada	11	2.36	\$26,436	13	2.85	\$31,745	11	3.09	\$33,873	13	4.77	\$54,388	19	7.79	\$58,660
Renown Regional	219	4.41	\$35,259	176	3.89	\$35,239	157	4.10	\$37,348	153	4.97	\$47,010	220	3.67	\$40,414
Renown S. Meadows	16	2.88	\$24,492	4	3.00	\$22,402	7	2.00	\$17,775	7	3.43	\$31,689	16	2.00	\$23,825
Saint Mary's	45	2.87	\$22,294	91	3.58	\$23,713	130	3.29	\$23,339	103	2.86	\$25,009	68	2.87	\$23,613
Sierra Surgery	1	1.00	\$3,817	0	0.00	\$0	1	1.00	\$100,975	0	0.00	\$0	0	0.00	\$0
Total	343	3.91	\$31,011	322	3.70	\$30,749	356	3.62	\$29,976	342	3.87	\$35,261	379	3.59	\$35,025
Rural															
Battle Mountain	2	2.50	\$6,202	0	0.00	\$0	0	0.00	\$0	0	0.00	\$0	0	0.00	\$0
Boulder City	5	3.20	\$7,232	3	4.00	\$10,587	9	4.78	\$14,806	10	12.70	\$30,828	9	9.67	\$30,292
Carson Valley	2	1.50	\$7,624	1	1.00	\$3,484	4	2.25	\$12,859	3	2.33	\$15,411	4	3.25	\$19,223
Churchill	10	3.90	\$19,151	5	4.00	\$19,413	11	6.64	\$31,857	4	3.50	\$19,732	5	3.60	\$20,645
Desert View	9	3.00	\$12,782	9	2.00	\$10,050	19	4.11	\$25,524	18	3.28	\$21,223	10	2.70	\$13,958
Grover C. Dils	2	3.50	\$3,077	2	3.50	\$3,378	0	0.00	\$0	1	4.00	\$4,642	1	14.00	\$21,214
Humboldt	4	1.75	\$9,200	1	8.00	\$37,054	1	10.00	\$45,789	2	3.50	\$13,426	2	14.00	\$25,554
Incline Village	0	0.00	\$0	0	0.00	\$0	0	0.00	\$0	0	0.00	\$0	0	0.00	\$0
Mesa View	0	0.00	\$0	2	3.00	\$16,150	1	5.00	\$29,375	3	2.67	\$15,244	2	3.50	\$25,202
Mount Grant	1	1.00	\$3,354	2	9.50	\$34,901	5	5.40	\$10,552	3	5.67	\$12,128	13	12.92	\$9,330
Northeastern	15	3.07	\$26,473	17	4.41	\$37,815	11	2.64	\$23,650	9	3.00	\$29,779	11	2.55	\$25,160
Nye	3	3.33	\$15,422	73	1.00	\$765	0	0.00	\$0	0	0.00	\$0	0	0.00	\$0
Pershing	0	0.00	\$0	2	5.00	\$8,497	0	0.00	\$0	0	0.00	\$0	0	0.00	\$0
South Lyon	1	5.00	\$16,114	1	4.00	\$7,277	3	3.33	\$9,003	0	0.00	\$0	3	4.33	\$8,866
William Bee Ririe	4	3.00	\$10,446	3	2.00	\$19,626	3	3.33	\$17,890	2	3.50	\$15,950	2	1.50	\$7,257
Total	58	3.07	\$15,826	121	2.14	\$9,508	67	4.39	\$22,221	55	5.04	\$22,345	62	6.55	\$18,616
All Counties	1,508	3.32	\$34,892	1,483	3.15	\$35,378	1,468	3.57	\$40,538	1,456	4.19	\$47,691	1,728	4.97	\$54,099

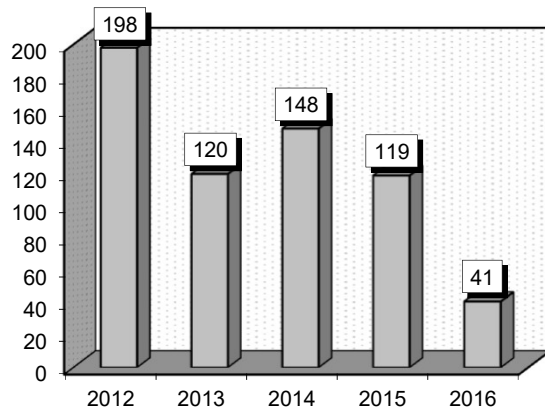
Mastectomy For Malignancy (582-583)

Procedures: that frequently accompanied Mastectomy For Malignancy were: 1) Insertion of breast tissue expander (8595), 2) Unilateral extended simple mastectomy (8543), 3) Other mammoplasty (8589), 4) Unilateral simple mastectomy (8541), 5) Bilateral extended simple mastectomy (8544), 6) Bilateral simple mastectomy (8542), 7) Latissimus dorsi myocutaneous flap (8571).

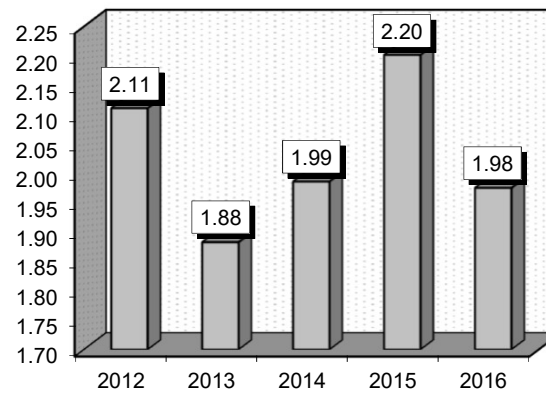
Definitions: Mastectomy: Surgical removal of all or part of a breast, sometimes including excision of the underlying pectoral muscles and regional lymph nodes, usually performed as a treatment for cancer. **Malignancy:** Cancerous cells that have the ability to spread to other sites in the body (metastasize) or to invade nearby (locally) and destroy tissues. **Catheterization:** The introduction of a catheter (a hollow flexible tube) into a body cavity or organ to inject or remove a fluid. **Excision:** Surgical removal by cutting. **Axillary lymph nodes:** Numerous nodes around the axillary veins that receive the lymphatic drainage from the upper limb, scapular region, and pectoral region (including mammary glands); they drain into the subclavian trunk. **Biopsy:** An examination of tissue removed from a living body to discover the presence, cause, or extent of a disease. **Mammoplasty:** Any reconstructive or cosmetic surgical procedure that alters the size or shape of the breast.

Gender	2012			2013			2014			2015			2016		
	Cases	Avg LOS	Avg Bill	Cases	Avg LOS	Avg Bill	Cases	Avg LOS	Avg Bill	Cases	Avg LOS	Avg Bill	Cases	Avg LOS	Avg Bill
Male	1	2.00	\$25,001	1	2.00	\$14,365	2	1.00	\$39,106	3	11.00	\$138,715	0	0.00	\$0
Female	197	2.11	\$51,849	119	1.88	\$50,394	146	2.00	\$71,673	116	1.97	\$86,302	41	1.98	\$68,776
Age Group	Cases	Avg LOS	Avg Bill	Cases	Avg LOS	Avg Bill	Cases	Avg LOS	Avg Bill	Cases	Avg LOS	Avg Bill	Cases	Avg LOS	Avg Bill
0-17	0	0.00	\$0	0	0.00	\$0	0	0.00	\$0	0	0.00	\$0	0	0.00	\$0
18-35	6	1.33	\$70,637	4	1.00	\$50,691	7	2.00	\$121,542	2	1.00	\$143,420	1	2.00	\$51,229
36-49	49	2.20	\$59,126	28	1.68	\$53,584	28	1.93	\$80,457	28	2.11	\$94,827	11	2.64	\$101,411
50-64	63	2.40	\$52,912	40	2.00	\$56,918	59	2.03	\$79,163	49	2.86	\$105,623	11	1.73	\$70,698
65+	80	1.89	\$44,811	48	1.98	\$42,322	54	1.96	\$51,265	40	1.53	\$57,741	18	1.72	\$48,633
Total	198	2.11	\$51,713	120	1.88	\$50,094	148	1.99	\$71,233	119	2.20	\$87,623	41	1.98	\$68,776

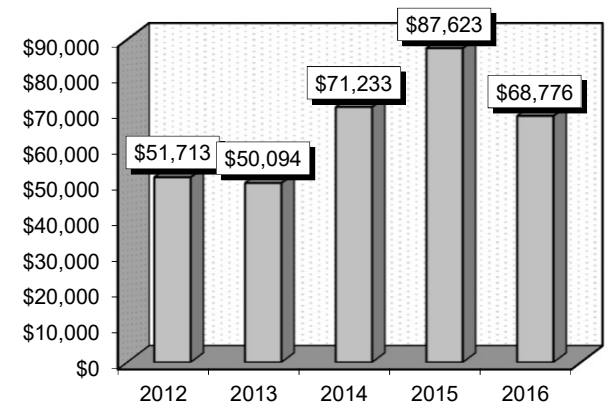
Patient Discharges (Cases)



Average Length of Stay (Avg LOS)



Average Billed Charges (Avg Bill)



County / Hospital	2012			2013			2014			2015			2016		
	Cases	Avg LOS	Avg Bill	Cases	Avg LOS	Avg Bill	Cases	Avg LOS	Avg Bill	Cases	Avg LOS	Avg Bill	Cases	Avg LOS	Avg Bill
Clark															
Centennial Hills	4	3.25	\$97,872	4	2.75	\$87,393	10	1.70	\$112,712	5	2.60	\$71,916	0	0.00	\$0
Desert Springs	6	2.33	\$122,429	2	2.50	\$89,140	11	2.36	\$106,798	28	1.75	\$119,111	6	2.83	\$128,754
Henderson Hospital	0	0.00	\$0	0	0.00	\$0	0	0.00	\$0	0	0.00	\$0	0	0.00	\$0
Mountain View	9	1.22	\$33,006	9	2.78	\$66,472	13	3.54	\$128,536	7	2.14	\$103,971	5	2.00	\$68,948
Mountain's Edge	0	0.00	\$0	0	0.00	\$0	0	0.00	\$0	0	0.00	\$0	0	0.00	\$0
North Vista	0	0.00	\$0	0	0.00	\$0	0	0.00	\$0	0	0.00	\$0	0	0.00	\$0
Southern Hills	3	1.33	\$30,328	3	3.33	\$55,077	3	1.33	\$55,871	0	0.00	\$0	2	1.00	\$37,934
Spring Valley	56	1.70	\$53,643	7	1.57	\$40,381	30	1.33	\$70,483	24	2.00	\$71,283	4	1.00	\$64,875
St. Rose-Rose de Lima	3	1.00	\$38,473	4	1.75	\$33,473	1	1.00	\$30,550	0	0.00	\$0	0	0.00	\$0
St. Rose-San Martin	0	0.00	\$0	1	1.00	\$115,715	0	0.00	\$0	1	5.00	\$135,270	0	0.00	\$0
St. Rose-Siena	2	6.00	\$68,960	0	0.00	\$0	0	0.00	\$0	1	2.00	\$58,594	1	2.00	\$72,398
Summerlin	4	4.50	\$141,237	3	2.33	\$75,364	3	9.33	\$184,061	4	1.25	\$47,316	0	0.00	\$0
Sunrise	11	1.36	\$84,393	0	0.00	\$0	2	1.50	\$110,983	1	4.00	\$321,223	0	0.00	\$0
UMC	8	1.88	\$50,303	5	2.60	\$93,571	9	3.22	\$76,810	6	8.50	\$226,948	2	1.00	\$146,736
Valley	19	4.05	\$36,918	16	1.75	\$48,871	9	1.22	\$37,709	6	1.33	\$40,757	1	1.00	\$55,378
Total	125	2.22	\$58,949	54	2.19	\$61,102	91	2.25	\$88,905	83	2.41	\$101,733	21	1.81	\$89,232
Washoe															
Carson Tahoe	0	0.00	\$0	1	2.00	\$59,213	0	0.00	\$0	2	4.00	\$54,325	2	1.00	\$63,690
Northern Nevada	7	1.57	\$39,842	4	1.50	\$53,676	6	1.33	\$50,868	6	1.67	\$47,662	3	2.00	\$43,011
Renown Regional	28	2.07	\$33,456	21	2.05	\$42,943	18	1.78	\$43,705	9	1.89	\$50,682	11	2.64	\$48,868
Renown S. Meadows	2	1.00	\$38,105	5	1.40	\$45,805	1	3.00	\$44,367	0	0.00	\$0	0	0.00	\$0
Saint Mary's	27	2.00	\$49,149	25	1.32	\$40,525	17	1.41	\$50,101	16	1.44	\$66,946	3	1.33	\$40,538
Sierra Surgery	2	1.00	\$35,311	3	1.33	\$50,954	6	1.33	\$46,590	0	0.00	\$0	0	0.00	\$0
Total	66	1.92	\$40,750	59	1.61	\$43,572	48	1.56	\$47,240	33	1.76	\$58,239	19	2.16	\$48,188
Rural															
Battle Mountain	0	0.00	\$0	0	0.00	\$0	0	0.00	\$0	0	0.00	\$0	0	0.00	\$0
Boulder City	0	0.00	\$0	0	0.00	\$0	0	0.00	\$0	0	0.00	\$0	0	0.00	\$0
Carson Valley	0	0.00	\$0	0	0.00	\$0	2	2.00	\$36,040	1	2.00	\$25,084	1	2.00	\$30,362
Churchill	3	1.67	\$22,905	5	1.80	\$19,155	2	1.00	\$16,340	1	1.00	\$17,565	0	0.00	\$0
Desert View	0	0.00	\$0	0	0.00	\$0	0	0.00	\$0	0	0.00	\$0	0	0.00	\$0
Grover C. Dils	0	0.00	\$0	0	0.00	\$0	0	0.00	\$0	0	0.00	\$0	0	0.00	\$0
Humboldt	1	2.00	\$15,105	1	1.00	\$16,379	0	0.00	\$0	0	0.00	\$0	0	0.00	\$0
Incline Village	0	0.00	\$0	0	0.00	\$0	0	0.00	\$0	0	0.00	\$0	0	0.00	\$0
Mesa View	0	0.00	\$0	0	0.00	\$0	3	1.33	\$15,472	0	0.00	\$0	0	0.00	\$0
Mount Grant	0	0.00	\$0	0	0.00	\$0	0	0.00	\$0	0	0.00	\$0	0	0.00	\$0
Northeastern	3	2.33	\$32,454	1	3.00	\$28,910	2	2.00	\$16,747	1	1.00	\$18,751	0	0.00	\$0
Nye	0	0.00	\$0	0	0.00	\$0	0	0.00	\$0	0	0.00	\$0	0	0.00	\$0
Pershing	0	0.00	\$0	0	0.00	\$0	0	0.00	\$0	0	0.00	\$0	0	0.00	\$0
South Lyon	0	0.00	\$0	0	0.00	\$0	0	0.00	\$0	0	0.00	\$0	0	0.00	\$0
William Bee Ririe	0	0.00	\$0	0	0.00	\$0	0	0.00	\$0	0	0.00	\$0	0	0.00	\$0
Total	7	2.00	\$25,883	7	1.86	\$20,152	9	1.56	\$20,519	3	1.33	\$20,467	1	2.00	\$30,362
All Counties	198	2.11	\$51,713	120	1.88	\$50,094	148	1.99	\$71,233	119	2.20	\$87,623	41	1.98	\$68,776

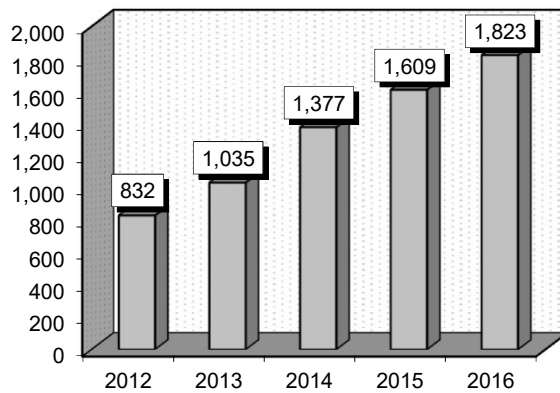
Operating Room Procedures For Obesity (619-621)

Procedures: that frequently accompanied Operating Room Procedures For Obesity were: 1) Laparoscopic vertical (sleeve) gastrectomy (4382), 2) Laparoscopic repair of diaphragmatic hernia, abdominal approach (5371), 3) Other endoscopy of small intestine (4513), 4) Laparoscopic gastroenterostomy (4438), 5) Laparoscopic gastric restrictive procedure (4495), 6) Laparoscopic liver biopsy (5014), 7) Laparoscopic lysis of peritoneal adhesions (5451).

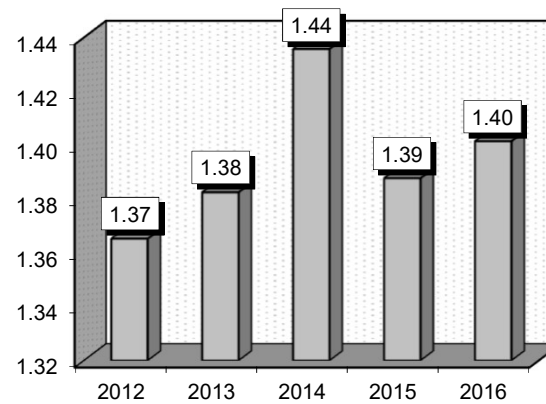
Definitions: **Laparoscopy:** Examination or treatment of the interior of the abdomen by means of a laparoscope. **Gastroenterostomy:** The surgical creation of a connection between the stomach and the jejunum. **Jejunum:** The middle part of the small intestine, connecting the duodenum and the ileum. **Duodenum:** First part of the small intestine. **Ileum:** The lower-third distal portion of the small intestine, extending from the jejunum to the cecum. **Peritoneum:** The serous membrane lining the cavity of the abdomen and covering the abdominal organs. **Adhesiolysis:** Severing of adhesive band(s); done by laparoscopy or laparotomy. **Diaphragmatic hernia:** Protrusion of some of the contents of the abdomen through an opening in the diaphragm and into the chest cavity. **Gastroplasty:** A surgical procedure that alters the shape of the stomach with the intent of altering the flow of gastric content.

Gender	2012			2013			2014			2015			2016		
	Cases	Avg LOS	Avg Bill	Cases	Avg LOS	Avg Bill	Cases	Avg LOS	Avg Bill	Cases	Avg LOS	Avg Bill	Cases	Avg LOS	Avg Bill
Male	212	1.28	\$51,233	260	1.35	\$51,495	325	1.67	\$55,962	342	1.36	\$54,199	372	1.37	\$63,905
Female	620	1.40	\$52,024	775	1.39	\$48,947	1,052	1.36	\$47,937	1,267	1.40	\$51,806	1,451	1.41	\$62,420
Age Group	Cases	Avg LOS	Avg Bill	Cases	Avg LOS	Avg Bill	Cases	Avg LOS	Avg Bill	Cases	Avg LOS	Avg Bill	Cases	Avg LOS	Avg Bill
0-17	1	1.00	\$52,310	1	6.00	\$19,251	2	4.00	\$89,154	2	1.50	\$45,600	2	1.50	\$52,361
18-35	155	1.30	\$49,338	172	1.31	\$49,989	260	1.27	\$47,951	344	1.28	\$50,620	386	1.48	\$62,148
36-49	300	1.41	\$53,021	372	1.35	\$49,764	522	1.33	\$47,339	623	1.37	\$52,378	706	1.41	\$62,881
50-64	273	1.36	\$51,301	388	1.40	\$49,373	480	1.63	\$53,188	508	1.35	\$53,511	563	1.38	\$62,695
65+	103	1.35	\$53,450	102	1.50	\$49,377	113	1.44	\$50,713	132	1.89	\$51,932	166	1.23	\$63,615
Total	832	1.37	\$51,823	1,035	1.38	\$49,587	1,377	1.44	\$49,831	1,609	1.39	\$52,315	1,823	1.40	\$62,723

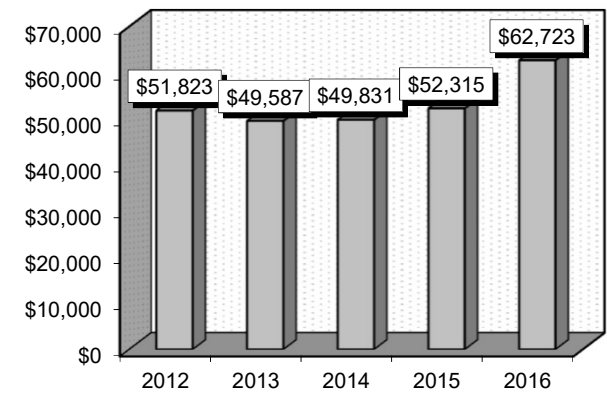
Patient Discharges (Cases)



Average Length of Stay (Avg LOS)



Average Billed Charges (Avg Bill)



County / Hospital	2012			2013			2014			2015			2016		
	Cases	Avg LOS	Avg Bill	Cases	Avg LOS	Avg Bill	Cases	Avg LOS	Avg Bill	Cases	Avg LOS	Avg Bill	Cases	Avg LOS	Avg Bill
Clark															
Centennial Hills	0	0.00	\$0	0	0.00	\$0	0	0.00	\$0	0	0.00	\$0	0	0.00	\$0
Desert Springs	476	1.30	\$57,929	362	1.38	\$60,108	497	1.38	\$55,000	580	1.39	\$62,157	708	1.36	\$65,270
Henderson Hospital	0	0.00	\$0	0	0.00	\$0	0	0.00	\$0	0	0.00	\$0	0	0.00	\$0
Mountain View	9	1.56	\$81,437	9	2.11	\$104,786	4	1.25	\$140,500	9	2.56	\$162,787	23	1.17	\$151,595
Mountain's Edge	0	0.00	\$0	0	0.00	\$0	0	0.00	\$0	0	0.00	\$0	0	0.00	\$0
North Vista	114	1.27	\$43,929	323	1.07	\$41,615	457	1.06	\$41,913	504	1.20	\$43,499	502	1.07	\$62,026
Southern Hills	0	0.00	\$0	1	4.00	\$77,967	0	0.00	\$0	1	5.00	\$94,428	0	0.00	\$0
Spring Valley	0	0.00	\$0	1	4.00	\$119,443	1	9.00	\$173,306	1	7.00	\$118,379	0	0.00	\$0
St. Rose-Rose de Lima	3	1.00	\$57,765	1	1.00	\$56,517	0	0.00	\$0	29	1.00	\$51,553	8	1.00	\$48,328
St. Rose-San Martin	0	0.00	\$0	1	6.00	\$139,289	1	4.00	\$277,800	2	3.00	\$119,909	0	0.00	\$0
St. Rose-Siena	0	0.00	\$0	1	4.00	\$179,374	4	6.50	\$93,932	0	0.00	\$0	0	0.00	\$0
Summerlin	1	1.00	\$98,520	2	3.50	\$56,853	0	0.00	\$0	3	1.00	\$54,446	4	1.50	\$108,781
Sunrise	2	1.50	\$64,997	13	1.38	\$82,916	29	3.79	\$114,093	35	2.97	\$113,157	77	2.92	\$114,252
UMC	21	2.00	\$64,084	27	1.59	\$57,669	29	2.41	\$79,496	7	1.43	\$90,408	14	2.00	\$81,605
Valley	0	0.00	\$0	0	0.00	\$0	0	0.00	\$0	1	3.00	\$101,043	0	0.00	\$0
Total	626	1.32	\$56,010	741	1.29	\$53,259	1,022	1.36	\$52,341	1,172	1.37	\$56,523	1,336	1.34	\$68,560
Washoe															
Carson Tahoe	0	0.00	\$0	0	0.00	\$0	0	0.00	\$0	0	0.00	\$0	0	0.00	\$0
Northern Nevada	0	0.00	\$0	0	0.00	\$0	0	0.00	\$0	33	1.48	\$57,423	105	1.78	\$72,344
Renown Regional	21	1.48	\$40,078	52	2.33	\$44,796	88	2.39	\$44,511	152	1.61	\$35,158	184	1.69	\$37,072
Renown S. Meadows	102	1.41	\$36,531	140	1.42	\$35,583	162	1.38	\$33,976	139	1.22	\$32,898	122	1.30	\$34,300
Saint Mary's	82	1.59	\$42,053	100	1.56	\$44,794	101	1.45	\$55,305	113	1.49	\$54,138	76	1.38	\$54,560
Sierra Surgery	1	2.00	\$37,799	2	1.00	\$33,721	4	1.00	\$29,608	0	0.00	\$0	0	0.00	\$0
Total	206	1.49	\$39,097	294	1.63	\$40,333	355	1.65	\$42,607	437	1.44	\$41,028	487	1.56	\$46,711
Rural															
Battle Mountain	0	0.00	\$0	0	0.00	\$0	0	0.00	\$0	0	0.00	\$0	0	0.00	\$0
Boulder City	0	0.00	\$0	0	0.00	\$0	0	0.00	\$0	0	0.00	\$0	0	0.00	\$0
Carson Valley	0	0.00	\$0	0	0.00	\$0	0	0.00	\$0	0	0.00	\$0	0	0.00	\$0
Churchill	0	0.00	\$0	0	0.00	\$0	0	0.00	\$0	0	0.00	\$0	0	0.00	\$0
Desert View	0	0.00	\$0	0	0.00	\$0	0	0.00	\$0	0	0.00	\$0	0	0.00	\$0
Grover C. Dils	0	0.00	\$0	0	0.00	\$0	0	0.00	\$0	0	0.00	\$0	0	0.00	\$0
Humboldt	0	0.00	\$0	0	0.00	\$0	0	0.00	\$0	0	0.00	\$0	0	0.00	\$0
Incline Village	0	0.00	\$0	0	0.00	\$0	0	0.00	\$0	0	0.00	\$0	0	0.00	\$0
Mesa View	0	0.00	\$0	0	0.00	\$0	0	0.00	\$0	0	0.00	\$0	0	0.00	\$0
Mount Grant	0	0.00	\$0	0	0.00	\$0	0	0.00	\$0	0	0.00	\$0	0	0.00	\$0
Northeastern	0	0.00	\$0	0	0.00	\$0	0	0.00	\$0	0	0.00	\$0	0	0.00	\$0
Nye	0	0.00	\$0	0	0.00	\$0	0	0.00	\$0	0	0.00	\$0	0	0.00	\$0
Pershing	0	0.00	\$0	0	0.00	\$0	0	0.00	\$0	0	0.00	\$0	0	0.00	\$0
South Lyon	0	0.00	\$0	0	0.00	\$0	0	0.00	\$0	0	0.00	\$0	0	0.00	\$0
William Bee Ririe	0	0.00	\$0	0	0.00	\$0	0	0.00	\$0	0	0.00	\$0	0	0.00	\$0
Total	0	0.00	\$0	0	0.00	\$0	0	0.00	\$0	0	0.00	\$0	0	0.00	\$0
All Counties	832	1.37	\$51,823	1,035	1.38	\$49,587	1,377	1.44	\$49,831	1,609	1.39	\$52,315	1,823	1.40	\$62,723

Diabetes (637-639)

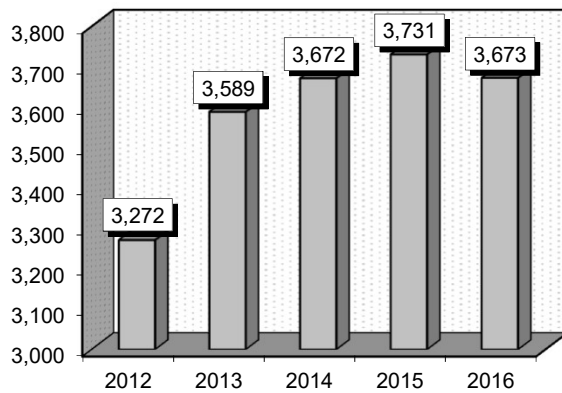
Diagnoses: that frequently accompanied Diabetes were: 1) Unspecified essential hypertension (4019), 2) Acute kidney failure, unspecified (5849), 3) Long-term (current) use of insulin (V5867), 4) Tobacco use disorder (3051), 5) Dehydration (27651), 6) Other and unspecified hyperlipidemia (2724), 7) Hyposmolality and/or hyponatremia (2761).

Definitions: **Hypertension:** High blood pressure. **Hyperlipidemia:** An abnormally high concentration of fats or lipids in the blood. **Hyposmolality:** The condition especially of a bodily fluid of having abnormally low osmolality. **Osmolality:** The concentration of a solution expressed as the total number of solute particles per kilogram. **Ketoacidosis:** A life-threatening problem that affects people with diabetes. It occurs when the body cannot use sugar (glucose) as a fuel source because there is no insulin or not enough insulin. Fat is used for fuel instead. When fat breaks down, waste products called ketones build up in the body.

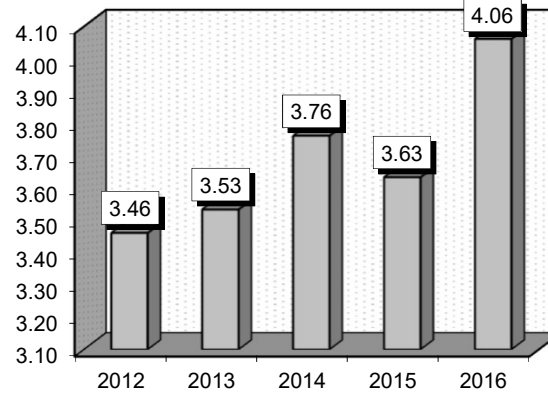
Comment: Diabetes is a disease in which blood sugar (glucose) levels are abnormally high because the body does not produce enough insulin. In Type 1 diabetes more than 90% of the insulin-producing cells of the pancreas are permanently destroyed. The pancreas produces little or no insulin. Most people who have Type 1 diabetes develop the disease before age 30. In Type 2 diabetes, the pancreas continues to produce insulin, sometimes even at higher than normal levels. However, the body develops resistance to the effects of insulin, so there is not enough insulin to meet the body's needs. Type 2 diabetes may occur in children and adolescents but usually begins in people older than 30 and becomes progressively more common with age.

Gender	2012			2013			2014			2015			2016		
	Cases	Avg LOS	Avg Bill	Cases	Avg LOS	Avg Bill	Cases	Avg LOS	Avg Bill	Cases	Avg LOS	Avg Bill	Cases	Avg LOS	Avg Bill
Male	1,800	3.34	\$33,715	1,950	3.54	\$37,531	1,979	3.77	\$41,991	1,989	3.63	\$44,268	2,029	3.62	\$47,083
Female	1,472	3.61	\$36,095	1,639	3.53	\$37,744	1,693	3.75	\$42,782	1,742	3.64	\$43,292	1,644	4.61	\$50,548
Age Group	Cases	Avg LOS	Avg Bill	Cases	Avg LOS	Avg Bill	Cases	Avg LOS	Avg Bill	Cases	Avg LOS	Avg Bill	Cases	Avg LOS	Avg Bill
0-17	327	2.90	\$21,500	318	3.37	\$26,694	335	2.86	\$27,295	371	3.09	\$31,318	379	3.07	\$34,735
18-35	858	3.02	\$30,854	1,040	3.14	\$33,642	1,054	3.51	\$38,438	1,095	3.05	\$36,848	915	3.14	\$41,753
36-49	646	3.46	\$36,522	748	3.28	\$37,365	797	3.56	\$42,328	816	3.48	\$42,700	758	3.86	\$54,037
50-64	828	3.92	\$39,976	818	4.07	\$41,602	893	4.38	\$48,705	850	4.37	\$53,746	932	4.68	\$54,309
65+	613	3.77	\$38,532	665	3.86	\$44,497	593	4.06	\$48,302	599	4.21	\$51,703	689	5.20	\$51,796
Total	3,272	3.46	\$34,785	3,589	3.53	\$37,628	3,672	3.76	\$42,356	3,731	3.63	\$43,812	3,673	4.06	\$48,634

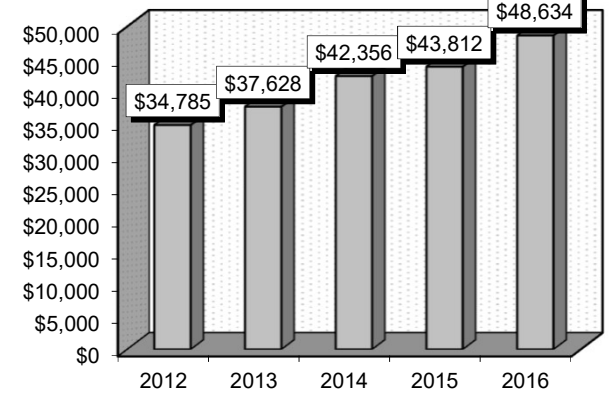
Patient Discharges (Cases)



Average Length of Stay (Avg LOS)



Average Billed Charges (Avg Bill)



County / Hospital	2012			2013			2014			2015			2016		
	Cases	Avg LOS	Avg Bill	Cases	Avg LOS	Avg Bill	Cases	Avg LOS	Avg Bill	Cases	Avg LOS	Avg Bill	Cases	Avg LOS	Avg Bill
Clark															
Centennial Hills	124	3.54	\$49,656	208	3.13	\$47,409	175	2.93	\$47,258	192	2.93	\$51,686	180	3.89	\$68,180
Desert Springs	160	4.39	\$54,345	197	4.59	\$57,696	203	4.33	\$57,754	186	4.44	\$65,654	239	3.97	\$61,408
Henderson Hospital	0	0.00	\$0	0	0.00	\$0	0	0.00	\$0	0	0.00	\$0	10	2.30	\$41,850
Mountain View	192	3.68	\$45,879	209	3.67	\$48,069	286	3.88	\$55,817	296	3.68	\$52,042	335	4.05	\$57,719
Mountain's Edge	0	0.00	\$0	0	0.00	\$0	0	0.00	\$0	0	0.00	\$0	15	11.47	\$72,601
North Vista	183	4.77	\$37,323	216	4.86	\$41,451	244	4.55	\$41,109	214	2.95	\$26,525	115	2.94	\$30,949
Southern Hills	53	2.92	\$32,167	51	3.41	\$38,105	54	4.81	\$49,286	94	3.35	\$45,990	128	3.66	\$51,757
Spring Valley	134	3.76	\$46,808	160	3.54	\$48,413	151	3.92	\$60,767	173	3.53	\$63,500	188	3.77	\$61,486
St. Rose-Rose de Lima	83	3.30	\$37,376	117	3.41	\$37,757	114	3.43	\$48,441	105	4.10	\$54,124	106	3.86	\$58,207
St. Rose-San Martin	116	3.72	\$34,494	92	3.55	\$37,005	101	3.06	\$40,771	82	3.46	\$48,690	79	3.10	\$46,470
St. Rose-Siena	173	3.19	\$33,146	172	3.38	\$38,723	169	3.21	\$42,801	165	3.71	\$49,453	214	3.66	\$49,453
Summerlin	174	2.96	\$42,579	192	3.57	\$49,236	209	3.27	\$49,787	180	3.09	\$51,357	243	3.17	\$59,206
Sunrise	346	3.21	\$38,715	330	3.65	\$47,467	430	4.56	\$53,678	598	4.29	\$54,479	600	4.40	\$59,529
UMC	499	3.18	\$25,002	506	3.46	\$23,382	464	3.88	\$26,497	331	4.34	\$33,712	9	2.33	\$20,523
Valley	167	4.02	\$56,527	207	3.67	\$59,679	221	4.45	\$66,917	212	3.28	\$54,273	222	3.42	\$60,141
Total	2,404	3.54	\$39,112	2,657	3.70	\$42,793	2,821	3.95	\$47,951	2,828	3.75	\$49,804	2,683	3.86	\$57,249
Washoe															
Carson Tahoe	103	2.88	\$21,616	86	3.08	\$22,821	118	3.16	\$22,648	126	3.59	\$28,074	105	3.30	\$27,878
Northern Nevada	42	2.57	\$26,965	35	2.20	\$26,831	41	2.24	\$25,289	52	2.56	\$25,047	56	2.05	\$30,614
Renown Regional	363	3.75	\$27,508	420	3.72	\$28,881	376	3.54	\$26,907	414	3.31	\$27,158	490	3.45	\$26,571
Renown S. Meadows	43	3.07	\$24,039	25	2.16	\$20,970	49	2.57	\$22,413	36	2.89	\$24,943	67	2.58	\$22,299
Saint Mary's	139	3.19	\$17,941	137	2.84	\$18,242	99	2.94	\$20,823	111	3.13	\$23,818	113	3.69	\$24,390
Sierra Surgery	0	0.00	\$0	0	0.00	\$0	0	0.00	\$0	0	0.00	\$0	0	0.00	\$0
Total	690	3.40	\$24,452	703	3.34	\$25,683	683	3.24	\$24,870	739	3.26	\$26,556	831	3.30	\$26,368
Rural															
Battle Mountain	1	1.00	\$6,748	1	1.00	\$7,385	0	0.00	\$0	0	0.00	\$0	2	1.50	\$5,987
Boulder City	6	4.17	\$15,317	5	5.40	\$21,714	6	1.33	\$10,199	5	12.00	\$30,996	5	7.60	\$22,297
Carson Valley	9	3.00	\$26,359	10	3.00	\$22,815	19	2.16	\$16,017	13	2.54	\$20,799	14	2.86	\$20,061
Churchill	37	2.95	\$13,752	33	3.15	\$16,594	21	3.10	\$18,460	31	1.90	\$11,915	22	2.45	\$15,551
Desert View	11	2.91	\$15,470	26	2.46	\$13,326	16	2.31	\$16,548	14	3.21	\$22,012	10	3.40	\$21,496
Grover C. Dils	5	1.20	\$2,770	3	1.33	\$2,874	7	2.43	\$4,560	4	2.25	\$5,942	2	3.00	\$3,455
Humboldt	17	2.82	\$18,977	13	2.69	\$16,824	22	3.59	\$21,299	14	2.71	\$19,853	16	6.94	\$45,535
Incline Village	0	0.00	\$0	0	0.00	\$0	0	0.00	\$0	0	0.00	\$0	0	0.00	\$0
Mesa View	20	1.90	\$11,098	12	2.25	\$13,835	13	2.31	\$12,644	12	2.08	\$13,605	9	3.22	\$22,365
Mount Grant	6	3.00	\$8,980	2	3.50	\$12,777	5	4.20	\$18,144	17	7.53	\$12,386	35	40.51	\$5,252
Northeastern	57	2.56	\$20,923	66	2.27	\$21,952	50	2.76	\$26,902	37	2.54	\$25,659	34	2.26	\$27,718
Nye	2	1.00	\$4,301	47	1.04	\$1,565	0	0.00	\$0	0	0.00	\$0	0	0.00	\$0
Pershing	2	2.00	\$5,041	0	0.00	\$0	0	0.00	\$0	1	2.00	\$8,669	0	0.00	\$0
South Lyon	0	0.00	\$0	2	3.00	\$7,104	4	3.50	\$9,632	5	2.40	\$7,617	4	1.75	\$5,177
William Bee Ririe	5	2.00	\$16,130	9	1.22	\$10,739	5	3.60	\$23,434	11	3.09	\$19,774	6	2.17	\$12,598
Total	178	2.62	\$16,399	229	2.25	\$14,368	168	2.79	\$19,490	164	3.29	\$18,244	159	11.51	\$19,627
All Counties	3,272	3.46	\$34,785	3,589	3.53	\$37,628	3,672	3.76	\$42,356	3,731	3.63	\$43,812	3,673	4.06	\$48,634

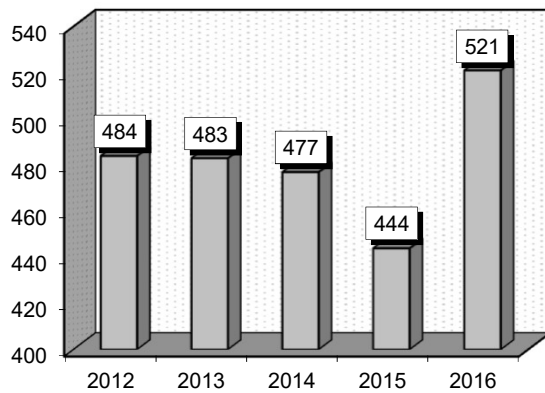
Endocrine Disorders (643-645)

Diagnoses: that frequently accompanied Endocrine Disorders were: 1) Unspecified essential hypertension (4019), 2) Unspecified acquired hypothyroidism (2449), 3) Hypopotassemia (2768), 4) Other disorders of neurohypophysis (2536), 5) Tobacco use disorder (3051).

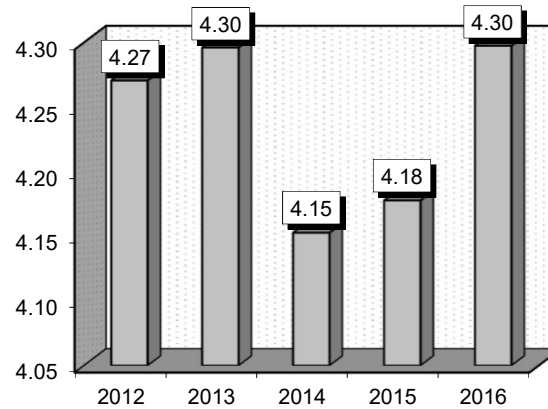
Definitions: **Hypertension:** High blood pressure. **Hypothyroidism:** Diminished production of thyroid hormone, leading to clinical manifestations of thyroid insufficiency, including low metabolic rate, tendency to gain weight, somnolence, and sometimes myxedema. **Hypopotassemia:** A deficiency of potassium in the blood. **Neurohypophysis:** The posterior lobe of the pituitary gland. It stores and secretes two hormones, oxytocin and antidiuretic hormone (vasopressin), which are released in response to neural stimulation.

Gender	2012			2013			2014			2015			2016		
	Cases	Avg LOS	Avg Bill	Cases	Avg LOS	Avg Bill	Cases	Avg LOS	Avg Bill	Cases	Avg LOS	Avg Bill	Cases	Avg LOS	Avg Bill
Male	148	4.14	\$40,322	168	4.60	\$49,684	171	4.33	\$51,273	140	4.13	\$55,027	177	4.80	\$65,794
Female	336	4.33	\$37,799	315	4.14	\$39,333	306	4.06	\$45,881	304	4.20	\$49,644	344	4.04	\$54,242
Age Group	Cases	Avg LOS	Avg Bill	Cases	Avg LOS	Avg Bill	Cases	Avg LOS	Avg Bill	Cases	Avg LOS	Avg Bill	Cases	Avg LOS	Avg Bill
0-17	21	3.43	\$25,650	18	5.50	\$37,517	27	4.37	\$37,159	28	3.11	\$28,522	30	4.03	\$57,125
18-35	59	3.12	\$27,366	70	2.91	\$33,855	60	2.62	\$30,490	52	3.10	\$47,744	45	2.64	\$50,516
36-49	93	2.83	\$30,971	84	3.94	\$37,545	54	3.63	\$38,920	50	4.00	\$45,225	63	3.71	\$47,945
50-64	117	5.28	\$48,689	129	4.19	\$45,967	134	4.44	\$50,363	100	3.84	\$51,126	128	4.52	\$57,513
65+	194	4.79	\$40,917	182	4.95	\$47,297	202	4.53	\$55,070	214	4.78	\$56,731	255	4.65	\$62,494
Total	484	4.27	\$38,570	483	4.30	\$42,933	477	4.15	\$47,814	444	4.18	\$51,341	521	4.30	\$58,167

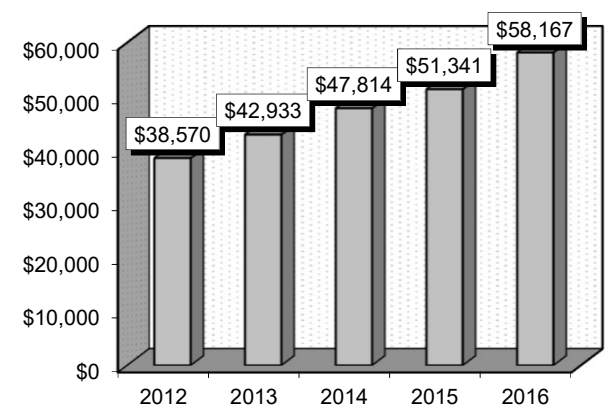
Patient Discharges (Cases)



Average Length of Stay (Avg LOS)



Average Billed Charges (Avg Bill)



County / Hospital	2012			2013			2014			2015			2016		
	Cases	Avg LOS	Avg Bill	Cases	Avg LOS	Avg Bill	Cases	Avg LOS	Avg Bill	Cases	Avg LOS	Avg Bill	Cases	Avg LOS	Avg Bill
Clark															
Centennial Hills	15	4.47	\$69,000	16	3.69	\$57,261	16	5.13	\$65,435	22	3.95	\$58,920	26	5.00	\$78,545
Desert Springs	15	5.40	\$57,107	17	5.76	\$63,020	26	4.08	\$50,462	25	3.92	\$54,764	24	5.63	\$76,325
Henderson Hospital	0	0.00	\$0	0	0.00	\$0	0	0.00	\$0	0	0.00	\$0	1	2.00	\$20,656
Mountain View	28	3.89	\$53,182	29	4.38	\$57,768	51	4.16	\$60,193	42	5.31	\$69,791	51	4.80	\$74,684
Mountain's Edge	0	0.00	\$0	0	0.00	\$0	0	0.00	\$0	0	0.00	\$0	2	7.50	\$39,451
North Vista	5	11.80	\$75,694	7	7.29	\$59,250	10	4.50	\$47,499	16	3.94	\$36,402	9	3.44	\$33,822
Southern Hills	17	3.00	\$25,637	11	4.09	\$55,411	9	7.22	\$82,445	19	3.00	\$43,537	20	2.75	\$37,487
Spring Valley	13	5.00	\$44,177	15	2.93	\$39,337	28	3.36	\$47,854	14	5.21	\$69,107	23	4.22	\$56,649
St. Rose-Rose de Lima	19	4.63	\$43,461	18	3.94	\$53,966	25	3.76	\$46,965	16	6.63	\$67,205	14	4.71	\$60,054
St. Rose-San Martin	37	3.95	\$35,822	24	4.54	\$46,242	12	4.00	\$58,236	19	5.89	\$70,213	20	3.65	\$47,430
St. Rose-Siena	24	4.13	\$37,977	28	7.43	\$54,128	35	4.00	\$43,372	37	4.49	\$50,151	45	3.87	\$53,120
Summerlin	22	8.77	\$56,211	24	6.33	\$94,294	19	4.68	\$73,879	34	5.06	\$99,442	27	5.44	\$108,198
Sunrise	99	3.16	\$35,202	56	4.04	\$47,773	73	3.53	\$48,931	58	3.02	\$38,313	78	4.56	\$75,376
UMC	76	3.76	\$33,504	44	3.20	\$24,956	54	5.85	\$45,096	25	3.36	\$38,554	18	5.67	\$46,452
Valley	17	5.41	\$59,047	30	6.40	\$78,515	20	5.30	\$72,300	24	3.58	\$54,602	31	5.13	\$79,462
Total	387	4.26	\$41,612	319	4.77	\$54,125	378	4.38	\$53,528	351	4.28	\$57,311	389	4.59	\$67,916
Washoe															
Carson Tahoe	10	3.30	\$26,301	6	3.00	\$19,900	14	3.36	\$21,713	16	3.81	\$26,000	19	3.00	\$24,554
Northern Nevada	1	7.00	\$52,787	9	5.00	\$64,241	10	3.60	\$44,474	1	3.00	\$30,512	12	3.08	\$52,733
Renown Regional	48	5.31	\$33,280	56	5.11	\$34,190	44	2.82	\$23,991	41	4.29	\$34,522	44	4.14	\$35,862
Renown S. Meadows	4	3.50	\$20,012	2	3.00	\$22,713	9	4.00	\$29,526	9	1.89	\$22,092	8	2.00	\$21,354
Saint Mary's	12	3.42	\$21,387	18	5.00	\$29,977	8	2.00	\$20,229	12	3.92	\$26,157	35	3.14	\$22,920
Sierra Surgery	0	0.00	\$0	0	0.00	\$0	0	0.00	\$0	0	0.00	\$0	0	0.00	\$0
Total	75	4.67	\$29,999	91	4.89	\$35,134	85	3.05	\$26,257	79	3.85	\$30,059	118	3.41	\$30,935
Rural															
Battle Mountain	0	0.00	\$0	0	0.00	\$0	0	0.00	\$0	0	0.00	\$0	0	0.00	\$0
Boulder City	3	2.67	\$9,695	2	3.50	\$17,085	4	10.00	\$41,192	1	6.00	\$29,891	0	0.00	\$0
Carson Valley	0	0.00	\$0	2	3.50	\$17,154	1	2.00	\$9,200	0	0.00	\$0	2	2.00	\$12,682
Churchill	9	3.56	\$14,960	4	6.50	\$28,977	1	2.00	\$10,910	6	3.67	\$15,563	4	6.00	\$20,797
Desert View	1	2.00	\$10,026	0	0.00	\$0	1	2.00	\$8,660	2	2.00	\$14,262	1	1.00	\$10,384
Grover C. Dils	1	6.00	\$10,500	0	0.00	\$0	0	0.00	\$0	0	0.00	\$0	0	0.00	\$0
Humboldt	0	0.00	\$0	0	0.00	\$0	2	4.00	\$23,474	0	0.00	\$0	0	0.00	\$0
Incline Village	0	0.00	\$0	0	0.00	\$0	0	0.00	\$0	0	0.00	\$0	0	0.00	\$0
Mesa View	2	3.00	\$13,991	1	2.00	\$6,542	1	3.00	\$21,204	2	3.50	\$21,437	4	2.50	\$9,651
Mount Grant	0	0.00	\$0	0	0.00	\$0	0	0.00	\$0	0	0.00	\$0	0	0.00	\$0
Northeastern	3	2.00	\$18,336	1	2.00	\$28,072	4	2.50	\$20,051	2	4.00	\$49,967	2	4.00	\$32,295
Nye	1	4.00	\$17,144	63	1.00	\$870	0	0.00	\$0	0	0.00	\$0	0	0.00	\$0
Pershing	0	0.00	\$0	0	0.00	\$0	0	0.00	\$0	0	0.00	\$0	1	3.00	\$13,265
South Lyon	0	0.00	\$0	0	0.00	\$0	0	0.00	\$0	0	0.00	\$0	0	0.00	\$0
William Bee Ririe	2	2.00	\$15,009	0	0.00	\$0	0	0.00	\$0	1	2.00	\$10,280	0	0.00	\$0
Total	22	3.09	\$14,291	73	1.47	\$3,750	14	4.79	\$24,421	14	3.50	\$21,777	14	3.57	\$16,814
All Counties	484	4.27	\$38,570	483	4.30	\$42,933	477	4.15	\$47,814	444	4.18	\$51,341	521	4.30	\$58,167

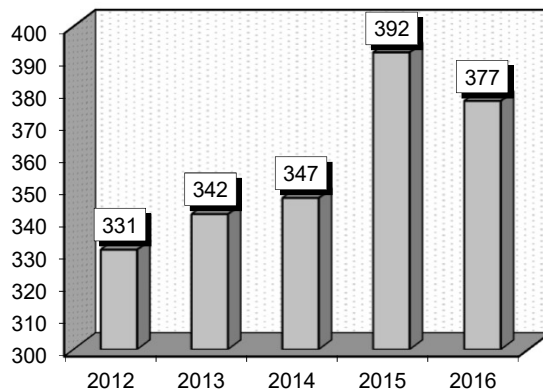
Kidney & Ureter Procedures For Neoplasm (656-658)

Procedures: that frequently accompanied Kidney & Ureter Procedures For Neoplasm were: 1) Nephroureterectomy (5551), 2) Laparoscopic robotic assisted procedure (1742), 3) Partial nephrectomy (554).

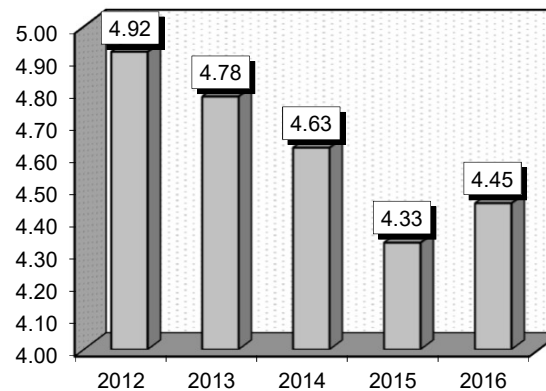
Definitions: **Ureter:** The tube that carries urine from the kidney to the bladder, with each kidney having one ureter. **Neoplasm:** An abnormal tissue that grows by cellular proliferation more rapidly than normal and continues to grow after the stimuli that initiated the new growth cease. Neoplasms show partial or complete lack of structural organization and functional coordination with the normal tissue, and usually form a distinct mass of tissue that may be either benign (benign tumor) or malignant (cancer). **Kidney:** Either of the two bean-shaped organs in the lumbar region that filter the blood, excreting the end-products of body metabolism in the form of urine, and regulating the concentrations of hydrogen, sodium, potassium, phosphate, and other ions in the extracellular fluid. **Bladder:** A distensible musculomembranous organ serving as a receptacle for fluid, such as the urinary bladder or gallbladder. **Secondary malignant neoplasm:** Cancerous tumor, or abnormal cell growth which has metastasized (transferred) from one part (or organ) of the body to another organ or part of the body. **Urinary organs:** The organs of the body that produce, store, and discharge urine. These organs include the kidneys, ureters, bladder, and urethra. **Nephroureterectomy:** Surgical removal of a kidney and its ureter.

Gender	2012			2013			2014			2015			2016		
	Cases	Avg LOS	Avg Bill	Cases	Avg LOS	Avg Bill	Cases	Avg LOS	Avg Bill	Cases	Avg LOS	Avg Bill	Cases	Avg LOS	Avg Bill
Male	208	5.00	\$88,297	200	4.62	\$86,423	207	4.69	\$101,605	236	4.60	\$115,005	212	4.64	\$128,425
Female	123	4.79	\$85,018	142	5.01	\$99,563	140	4.54	\$96,989	156	3.92	\$105,504	165	4.21	\$113,111
Age Group	Cases	Avg LOS	Avg Bill	Cases	Avg LOS	Avg Bill	Cases	Avg LOS	Avg Bill	Cases	Avg LOS	Avg Bill	Cases	Avg LOS	Avg Bill
0-17	3	9.67	\$117,797	4	10.00	\$129,211	9	10.11	\$144,079	4	8.00	\$118,079	7	17.14	\$475,687
18-35	3	3.33	\$68,798	4	2.50	\$84,086	3	3.33	\$112,472	9	2.56	\$90,400	4	3.00	\$79,883
36-49	50	4.12	\$81,064	38	3.37	\$76,239	35	4.43	\$107,860	35	3.60	\$118,561	39	4.05	\$114,705
50-64	107	4.73	\$87,335	100	4.26	\$84,387	127	3.94	\$88,308	143	4.25	\$107,654	136	3.87	\$112,230
65+	168	5.23	\$88,483	196	5.27	\$98,130	173	4.91	\$103,968	201	4.52	\$113,282	191	4.52	\$117,818
Total	331	4.92	\$87,078	342	4.78	\$91,879	347	4.63	\$99,743	392	4.33	\$111,224	377	4.45	\$121,723

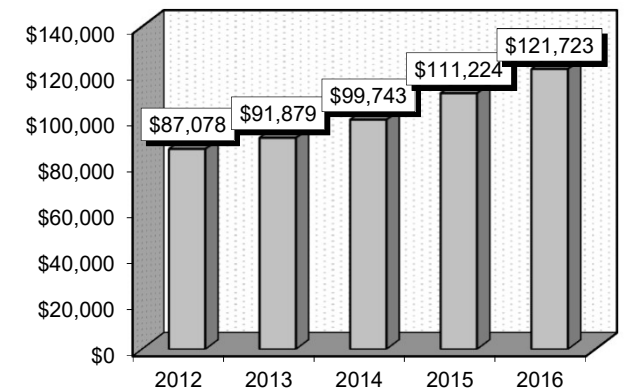
Patient Discharges (Cases)



Average Length of Stay (Avg LOS)



Average Billed Charges (Avg Bill)



County / Hospital	2012			2013			2014			2015			2016		
	Cases	Avg LOS	Avg Bill	Cases	Avg LOS	Avg Bill	Cases	Avg LOS	Avg Bill	Cases	Avg LOS	Avg Bill	Cases	Avg LOS	Avg Bill
Clark															
Centennial Hills	0	0.00	\$0	1	10.00	\$153,948	2	12.50	\$196,141	2	7.00	\$201,527	4	4.50	\$150,448
Desert Springs	2	7.00	\$88,964	0	0.00	\$0	1	10.00	\$140,773	0	0.00	\$0	0	0.00	\$0
Henderson Hospital	0	0.00	\$0	0	0.00	\$0	0	0.00	\$0	0	0.00	\$0	0	0.00	\$0
Mountain View	48	5.04	\$81,150	73	4.19	\$84,729	29	5.83	\$114,824	29	6.38	\$139,239	36	4.50	\$121,596
Mountain's Edge	0	0.00	\$0	0	0.00	\$0	0	0.00	\$0	0	0.00	\$0	0	0.00	\$0
North Vista	0	0.00	\$0	0	0.00	\$0	0	0.00	\$0	0	0.00	\$0	0	0.00	\$0
Southern Hills	10	3.20	\$62,089	4	3.00	\$67,744	2	5.00	\$70,691	5	4.00	\$79,376	6	6.83	\$205,407
Spring Valley	8	6.50	\$85,468	10	6.90	\$163,422	17	4.35	\$79,727	15	6.13	\$125,125	9	5.44	\$110,370
St. Rose-Rose de Lima	0	0.00	\$0	0	0.00	\$0	0	0.00	\$0	0	0.00	\$0	1	8.00	\$110,306
St. Rose-San Martin	1	6.00	\$64,116	0	0.00	\$0	4	8.25	\$134,720	1	4.00	\$131,739	1	6.00	\$124,649
St. Rose-Siena	5	5.00	\$108,619	4	5.75	\$86,806	4	7.00	\$130,874	1	3.00	\$132,695	4	6.00	\$94,380
Summerlin	93	4.63	\$114,109	99	4.64	\$117,564	141	4.12	\$115,797	165	3.90	\$127,598	143	3.66	\$127,798
Sunrise	25	5.20	\$103,095	31	5.52	\$102,204	50	4.52	\$108,537	62	3.77	\$127,628	55	5.60	\$177,706
UMC	23	5.26	\$79,153	17	5.18	\$80,250	3	10.67	\$83,342	3	6.00	\$127,277	9	8.67	\$196,537
Valley	2	15.00	\$298,526	0	0.00	\$0	1	3.00	\$78,056	2	4.50	\$66,166	4	6.00	\$123,958
Total	217	4.99	\$99,502	239	4.76	\$103,611	254	4.69	\$112,222	285	4.29	\$127,930	272	4.57	\$140,188
Washoe															
Carson Tahoe	28	4.39	\$55,963	16	4.63	\$61,013	11	4.00	\$62,460	24	3.67	\$44,788	33	3.36	\$40,606
Northern Nevada	0	0.00	\$0	0	0.00	\$0	0	0.00	\$0	0	0.00	\$0	6	5.50	\$144,517
Renown Regional	42	5.40	\$57,877	33	5.15	\$63,761	47	5.30	\$67,951	58	4.91	\$65,733	39	4.36	\$69,130
Renown S. Meadows	0	0.00	\$0	0	0.00	\$0	0	0.00	\$0	0	0.00	\$0	0	0.00	\$0
Saint Mary's	33	5.06	\$88,339	34	5.21	\$86,587	20	3.90	\$87,387	22	4.23	\$98,049	27	4.56	\$105,746
Sierra Surgery	11	2.64	\$28,906	20	3.85	\$31,761	15	2.87	\$31,861	3	3.00	\$31,751	0	0.00	\$0
Total	114	4.79	\$63,429	103	4.83	\$64,655	93	4.45	\$65,660	107	4.44	\$66,727	105	4.16	\$73,889
Rural															
Battle Mountain	0	0.00	\$0	0	0.00	\$0	0	0.00	\$0	0	0.00	\$0	0	0.00	\$0
Boulder City	0	0.00	\$0	0	0.00	\$0	0	0.00	\$0	0	0.00	\$0	0	0.00	\$0
Carson Valley	0	0.00	\$0	0	0.00	\$0	0	0.00	\$0	0	0.00	\$0	0	0.00	\$0
Churchill	0	0.00	\$0	0	0.00	\$0	0	0.00	\$0	0	0.00	\$0	0	0.00	\$0
Desert View	0	0.00	\$0	0	0.00	\$0	0	0.00	\$0	0	0.00	\$0	0	0.00	\$0
Grover C. Dils	0	0.00	\$0	0	0.00	\$0	0	0.00	\$0	0	0.00	\$0	0	0.00	\$0
Humboldt	0	0.00	\$0	0	0.00	\$0	0	0.00	\$0	0	0.00	\$0	0	0.00	\$0
Incline Village	0	0.00	\$0	0	0.00	\$0	0	0.00	\$0	0	0.00	\$0	0	0.00	\$0
Mesa View	0	0.00	\$0	0	0.00	\$0	0	0.00	\$0	0	0.00	\$0	0	0.00	\$0
Mount Grant	0	0.00	\$0	0	0.00	\$0	0	0.00	\$0	0	0.00	\$0	0	0.00	\$0
Northeastern	0	0.00	\$0	0	0.00	\$0	0	0.00	\$0	0	0.00	\$0	0	0.00	\$0
Nye	0	0.00	\$0	0	0.00	\$0	0	0.00	\$0	0	0.00	\$0	0	0.00	\$0
Pershing	0	0.00	\$0	0	0.00	\$0	0	0.00	\$0	0	0.00	\$0	0	0.00	\$0
South Lyon	0	0.00	\$0	0	0.00	\$0	0	0.00	\$0	0	0.00	\$0	0	0.00	\$0
William Bee Ririe	0	0.00	\$0	0	0.00	\$0	0	0.00	\$0	0	0.00	\$0	0	0.00	\$0
Total	0	0.00	\$0	0	0.00	\$0	0	0.00	\$0	0	0.00	\$0	0	0.00	\$0
All Counties	331	4.92	\$87,078	342	4.78	\$91,879	347	4.63	\$99,743	392	4.33	\$111,224	377	4.45	\$121,723

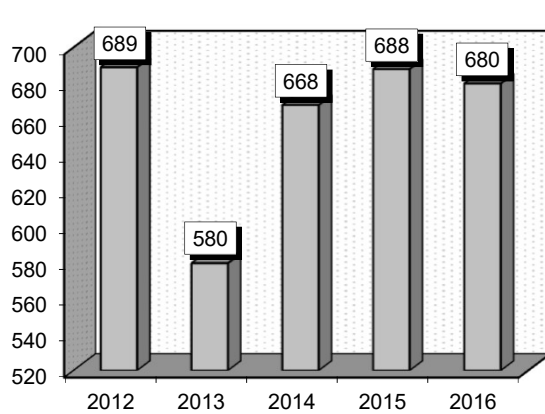
Kidney And Ureter Procedures For Non-Neoplasm (659-661)

Procedures: that frequently accompanied Kidney And Ureter Procedures For Non-Neoplasm were: 1) Percutaneous nephrostomy without fragmentation (5503), 2) Percutaneous pyelogram (8775), 3) Ureteral catheterization (598), 4) Nephrostomy (5502), 5) Replacement of nephrostomy tube (5593), 6) Correction of ureteropelvic junction (5587), 7) Retrograde pyelogram (8774).

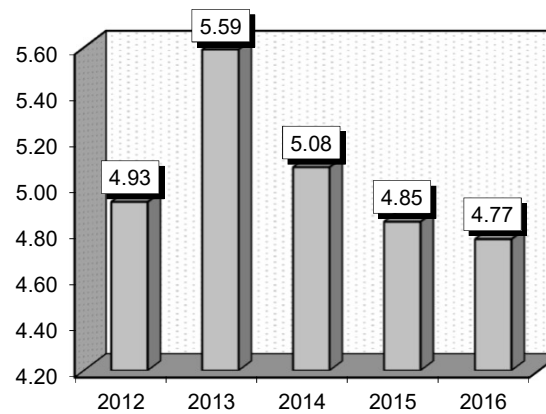
Definitions: **Percutaneous:** Performed through the skin. **Percutaneous nephrostomy:** The insertion of a catheter through the skin and body wall into the kidney pelvis, mainly to provide urine drainage where the ureter is not functional. It is used also to remove or dissolve renal calculi and to diagnose ureteral obstruction. **Catheterization:** The introduction of a catheter (a hollow flexible tube) into a body cavity or organ to inject or remove a fluid. **Pyelogram:** A radiographic picture of the kidneys and ureters taken after the IV or intraureteral injection of a radiopaque contrast medium. It shows the size and location of the kidneys, the outline of the ureters and bladder, the filling of the renal pelvis, the patency of the urinary tract, and any cysts or tumors within the kidneys. **Cystoscopy:** A diagnostic procedure that is used to look at the bladder (lower urinary tract), collect urine samples, and examine the prostate gland. Performed with an optic instrument known as a cystoscope (urethroscope), this instrument uses a lighted tip for guidance to aid in diagnosing urinary tract disease and prostate disease. Performed by a urologist, this surgical test also enables biopsies to be taken or small stones to be removed by way of a hollow channel in the cystoscope. **Nephroureterectomy:** Surgical removal of a kidney and its ureter. **Ureteropelvic junction:** Site of origin of the ureter from the renal pelvis, a common location for congenital or acquired obstruction.

Gender	2012			2013			2014			2015			2016		
	Cases	Avg LOS	Avg Bill	Cases	Avg LOS	Avg Bill	Cases	Avg LOS	Avg Bill	Cases	Avg LOS	Avg Bill	Cases	Avg LOS	Avg Bill
Male	280	4.89	\$70,585	269	5.58	\$76,627	324	5.47	\$95,276	308	5.17	\$102,294	308	4.80	\$113,714
Female	409	4.96	\$73,092	311	5.60	\$78,310	344	4.72	\$78,310	380	4.58	\$93,431	372	4.75	\$97,486
Age Group	Cases	Avg LOS	Avg Bill	Cases	Avg LOS	Avg Bill	Cases	Avg LOS	Avg Bill	Cases	Avg LOS	Avg Bill	Cases	Avg LOS	Avg Bill
0-17	76	3.53	\$61,178	47	2.85	\$69,667	54	2.41	\$67,715	50	4.14	\$98,466	65	2.58	\$84,727
18-35	93	4.96	\$70,510	85	4.45	\$56,833	72	3.31	\$71,616	75	3.48	\$79,489	71	3.76	\$144,448
36-49	125	4.20	\$67,517	100	4.59	\$72,433	143	4.56	\$78,390	143	4.17	\$89,714	137	4.99	\$92,951
50-64	170	4.92	\$71,906	162	6.48	\$78,769	186	5.78	\$91,365	205	4.97	\$99,443	192	4.73	\$106,954
65+	225	5.81	\$79,057	186	6.58	\$90,634	213	6.10	\$97,613	215	5.82	\$106,561	215	5.66	\$103,517
Total	689	4.93	\$72,073	580	5.59	\$77,529	668	5.08	\$86,539	688	4.85	\$97,399	680	4.77	\$104,836

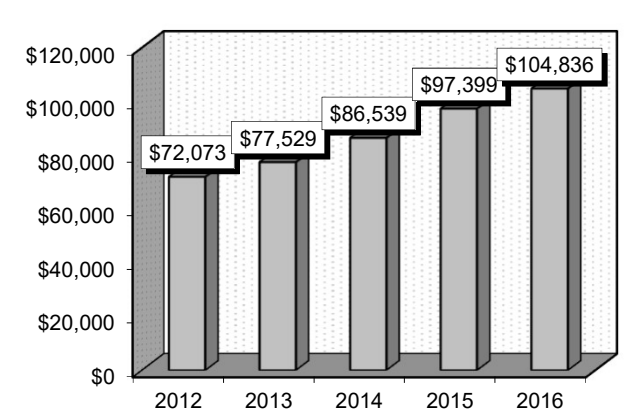
Patient Discharges (Cases)



Average Length of Stay (Avg LOS)



Average Billed Charges (Avg Bill)



County / Hospital	2012			2013			2014			2015			2016		
	Cases	Avg LOS	Avg Bill	Cases	Avg LOS	Avg Bill	Cases	Avg LOS	Avg Bill	Cases	Avg LOS	Avg Bill	Cases	Avg LOS	Avg Bill
Clark															
Centennial Hills	11	6.64	\$97,837	6	3.67	\$67,890	20	4.65	\$88,104	29	2.86	\$69,242	38	3.24	\$85,933
Desert Springs	11	8.27	\$127,545	11	7.09	\$124,239	19	4.26	\$74,819	25	5.92	\$106,251	20	6.00	\$111,647
Henderson Hospital	0	0.00	\$0	0	0.00	\$0	0	0.00	\$0	0	0.00	\$0	2	3.00	\$110,702
Mountain View	29	5.10	\$79,160	45	7.00	\$103,131	37	6.89	\$128,163	53	5.72	\$123,425	59	4.63	\$180,444
Mountain's Edge	0	0.00	\$0	0	0.00	\$0	0	0.00	\$0	0	0.00	\$0	0	0.00	\$0
North Vista	8	7.63	\$65,322	3	8.00	\$55,470	1	5.00	\$72,534	3	5.33	\$41,432	1	4.00	\$54,550
Southern Hills	4	9.00	\$127,836	2	2.00	\$46,133	2	5.50	\$65,703	9	6.67	\$131,552	18	4.11	\$105,424
Spring Valley	17	5.12	\$93,604	16	4.44	\$92,863	42	5.00	\$96,744	37	5.46	\$121,063	47	4.17	\$100,927
St. Rose-Rose de Lima	5	5.40	\$84,800	6	7.67	\$97,673	10	8.80	\$104,119	17	4.59	\$74,328	12	7.00	\$72,593
St. Rose-San Martin	11	9.73	\$128,874	7	8.71	\$102,242	19	6.68	\$87,200	12	8.33	\$109,120	13	4.38	\$76,339
St. Rose-Siena	38	5.74	\$85,461	22	5.32	\$77,374	35	6.80	\$95,281	37	4.59	\$74,647	54	4.76	\$82,628
Summerlin	125	4.66	\$84,948	86	4.66	\$99,324	146	3.31	\$93,594	166	4.04	\$111,699	142	3.05	\$102,239
Sunrise	120	3.04	\$62,405	108	5.45	\$96,160	116	5.29	\$95,926	116	4.41	\$101,005	97	4.23	\$110,487
UMC	159	4.99	\$58,762	145	4.72	\$49,986	100	6.20	\$67,726	66	6.62	\$98,851	45	7.93	\$120,882
Valley	17	8.59	\$111,155	18	5.72	\$94,373	18	4.61	\$82,944	29	5.48	\$91,142	29	7.93	\$152,041
Total	555	4.93	\$75,368	475	5.30	\$82,183	565	5.15	\$90,767	599	4.90	\$103,096	577	4.55	\$111,735
Washoe															
Carson Tahoe	33	3.12	\$46,807	16	6.06	\$73,150	14	8.14	\$90,978	11	4.09	\$49,399	19	4.47	\$46,643
Northern Nevada	0	0.00	\$0	0	0.00	\$0	0	0.00	\$0	1	11.00	\$126,471	5	2.00	\$57,428
Renown Regional	49	5.90	\$55,206	51	5.27	\$48,312	48	5.79	\$61,793	55	4.76	\$57,015	53	7.47	\$72,043
Renown S. Meadows	0	0.00	\$0	0	0.00	\$0	0	0.00	\$0	0	0.00	\$0	0	0.00	\$0
Saint Mary's	45	5.60	\$75,641	29	5.97	\$69,673	26	2.12	\$69,158	19	3.63	\$71,120	26	4.96	\$70,225
Sierra Surgery	7	2.71	\$25,109	9	20.89	\$30,565	15	2.67	\$32,460	3	3.00	\$33,095	0	0.00	\$0
Total	134	4.95	\$58,428	105	6.92	\$56,476	103	4.73	\$63,347	89	4.45	\$59,059	103	6.02	\$66,189
Rural															
Battle Mountain	0	0.00	\$0	0	0.00	\$0	0	0.00	\$0	0	0.00	\$0	0	0.00	\$0
Boulder City	0	0.00	\$0	0	0.00	\$0	0	0.00	\$0	0	0.00	\$0	0	0.00	\$0
Carson Valley	0	0.00	\$0	0	0.00	\$0	0	0.00	\$0	0	0.00	\$0	0	0.00	\$0
Churchill	0	0.00	\$0	0	0.00	\$0	0	0.00	\$0	0	0.00	\$0	0	0.00	\$0
Desert View	0	0.00	\$0	0	0.00	\$0	0	0.00	\$0	0	0.00	\$0	0	0.00	\$0
Grover C. Dils	0	0.00	\$0	0	0.00	\$0	0	0.00	\$0	0	0.00	\$0	0	0.00	\$0
Humboldt	0	0.00	\$0	0	0.00	\$0	0	0.00	\$0	0	0.00	\$0	0	0.00	\$0
Incline Village	0	0.00	\$0	0	0.00	\$0	0	0.00	\$0	0	0.00	\$0	0	0.00	\$0
Mesa View	0	0.00	\$0	0	0.00	\$0	0	0.00	\$0	0	0.00	\$0	0	0.00	\$0
Mount Grant	0	0.00	\$0	0	0.00	\$0	0	0.00	\$0	0	0.00	\$0	0	0.00	\$0
Northeastern	0	0.00	\$0	0	0.00	\$0	0	0.00	\$0	0	0.00	\$0	0	0.00	\$0
Nye	0	0.00	\$0	0	0.00	\$0	0	0.00	\$0	0	0.00	\$0	0	0.00	\$0
Pershing	0	0.00	\$0	0	0.00	\$0	0	0.00	\$0	0	0.00	\$0	0	0.00	\$0
South Lyon	0	0.00	\$0	0	0.00	\$0	0	0.00	\$0	0	0.00	\$0	0	0.00	\$0
William Bee Ririe	0	0.00	\$0	0	0.00	\$0	0	0.00	\$0	0	0.00	\$0	0	0.00	\$0
Total	0	0.00	\$0	0	0.00	\$0	0	0.00	\$0	0	0.00	\$0	0	0.00	\$0
All Counties	689	4.93	\$72,073	580	5.59	\$77,529	668	5.08	\$86,539	688	4.85	\$97,399	680	4.77	\$104,836

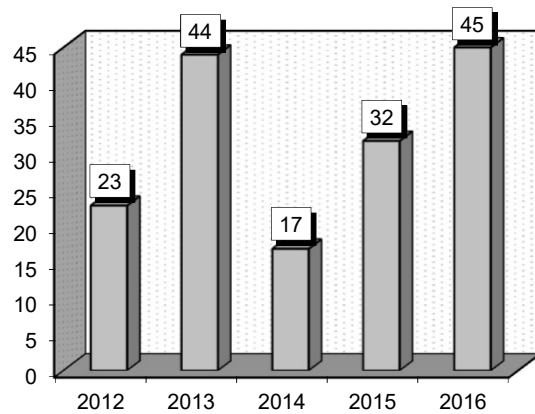
Prostatectomy (665-667)

Procedures: that frequently accompanied Prostatectomy were: 1) Other transurethral prostatectomy (6029), 2) Transurethral clearance of bladder (570), 3) Other transurethral excision or destruction of lesion or tissue of bladder (5749), 4) Other cystoscopy (5732), 5) Transfusion of packed cells (9904).

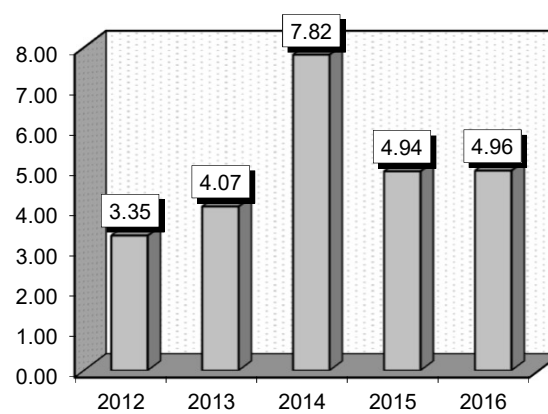
Definitions: Prostatectomy: Surgical removal of all or part of the prostate gland. **Percutaneous:** Performed through the skin. **Excision:** Surgical removal by cutting. **Catheterization:** The introduction of a catheter (a hollow flexible tube) into a body cavity or organ to inject or remove a fluid. **Pyelogram:** A radiographic picture of the kidneys and ureters taken after the IV or intraureteral injection of a radiopaque contrast medium. It shows the size and location of the kidneys, the outline of the ureters and bladder, the filling of the renal pelvis, the patency of the urinary tract, and any cysts or tumors within the kidneys. **Cystoscopy:** A diagnostic procedure that is used to look at the bladder (lower urinary tract), collect urine samples, and examine the prostate gland. Performed with an optic instrument known as a cystoscope (urethroscope), this instrument uses a lighted tip for guidance to aid in diagnosing urinary tract disease and prostate disease. Performed by a urologist, this surgical test also enables biopsies to be taken or small stones to be removed by way of a hollow channel in the cystoscope. **Ureterostomy:** The creation of a stoma (a new, artificial outlet) for a ureter or kidney. The procedure is performed to divert the flow of urine away from the bladder when the bladder is not functioning or has been removed.

Gender	2012			2013			2014			2015			2016		
	Cases	Avg LOS	Avg Bill	Cases	Avg LOS	Avg Bill	Cases	Avg LOS	Avg Bill	Cases	Avg LOS	Avg Bill	Cases	Avg LOS	Avg Bill
Male	23	3.35	\$45,178	44	4.07	\$51,932	17	7.82	\$90,339	32	4.94	\$77,451	45	4.96	\$91,740
Female	0	0.00	\$0	0	0.00	\$0	0	0.00	\$0	0	0.00	\$0	0	0.00	\$0
Age Group	Cases	Avg LOS	Avg Bill	Cases	Avg LOS	Avg Bill	Cases	Avg LOS	Avg Bill	Cases	Avg LOS	Avg Bill	Cases	Avg LOS	Avg Bill
0-17	0	0.00	\$0	0	0.00	\$0	0	0.00	\$0	0	0.00	\$0	0	0.00	\$0
18-35	0	0.00	\$0	2	1.50	\$35,637	0	0.00	\$0	0	0.00	\$0	0	0.00	\$0
36-49	0	0.00	\$0	1	7.00	\$43,611	0	0.00	\$0	0	0.00	\$0	0	0.00	\$0
50-64	1	5.00	\$77,904	5	3.00	\$32,673	4	4.75	\$82,091	6	6.50	\$74,676	8	4.00	\$92,310
65+	22	3.27	\$43,691	36	4.28	\$55,743	13	8.77	\$92,877	26	4.58	\$78,092	37	5.16	\$91,616
Total	23	3.35	\$45,178	44	4.07	\$51,932	17	7.82	\$90,339	32	4.94	\$77,451	45	4.96	\$91,740

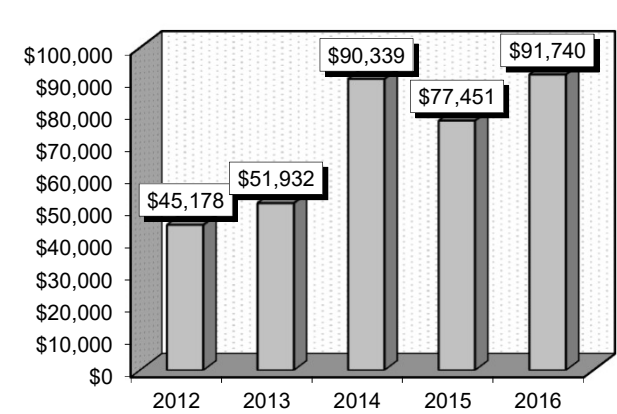
Patient Discharges (Cases)



Average Length of Stay (Avg LOS)



Average Billed Charges (Avg Bill)



County / Hospital	2012			2013			2014			2015			2016		
	Cases	Avg LOS	Avg Bill	Cases	Avg LOS	Avg Bill	Cases	Avg LOS	Avg Bill	Cases	Avg LOS	Avg Bill	Cases	Avg LOS	Avg Bill
Clark															
Centennial Hills	0	0.00	\$0	1	3.00	\$54,353	1	9.00	\$199,695	1	1.00	\$54,372	0	0.00	\$0
Desert Springs	1	1.00	\$63,151	0	0.00	\$0	0	0.00	\$0	0	0.00	\$0	2	4.50	\$95,827
Henderson Hospital	0	0.00	\$0	0	0.00	\$0	0	0.00	\$0	0	0.00	\$0	0	0.00	\$0
Mountain View	2	6.00	\$55,175	3	8.67	\$75,978	3	15.33	\$121,212	2	3.50	\$62,048	6	6.33	\$107,380
Mountain's Edge	0	0.00	\$0	0	0.00	\$0	0	0.00	\$0	0	0.00	\$0	0	0.00	\$0
North Vista	0	0.00	\$0	0	0.00	\$0	0	0.00	\$0	0	0.00	\$0	0	0.00	\$0
Southern Hills	0	0.00	\$0	1	5.00	\$55,344	1	1.00	\$46,520	1	5.00	\$61,509	3	2.00	\$111,905
Spring Valley	1	1.00	\$28,421	2	4.00	\$80,301	1	1.00	\$55,252	2	4.00	\$64,781	4	5.25	\$97,600
St. Rose-Rose de Lima	0	0.00	\$0	0	0.00	\$0	0	0.00	\$0	0	0.00	\$0	0	0.00	\$0
St. Rose-San Martin	0	0.00	\$0	0	0.00	\$0	0	0.00	\$0	1	4.00	\$79,158	0	0.00	\$0
St. Rose-Siena	3	6.00	\$73,180	4	9.75	\$118,250	1	1.00	\$29,627	2	4.00	\$116,317	1	4.00	\$97,438
Summerlin	1	5.00	\$86,938	5	1.60	\$47,127	1	23.00	\$276,928	3	4.67	\$86,356	5	2.40	\$79,968
Sunrise	3	4.33	\$62,569	1	1.00	\$37,765	2	2.50	\$71,296	9	8.67	\$126,369	9	6.11	\$117,092
UMC	3	4.33	\$43,789	4	4.75	\$51,574	4	9.00	\$81,341	1	4.00	\$92,044	2	7.50	\$118,400
Valley	1	1.00	\$29,367	3	7.33	\$74,300	0	0.00	\$0	0	0.00	\$0	2	4.50	\$64,129
Total	15	4.27	\$57,123	24	5.46	\$69,743	14	8.71	\$102,830	22	5.86	\$98,626	34	4.97	\$102,300
Washoe															
Carson Tahoe	1	1.00	\$26,298	2	6.00	\$50,153	0	0.00	\$0	2	1.00	\$18,843	1	9.00	\$80,340
Northern Nevada	0	0.00	\$0	0	0.00	\$0	0	0.00	\$0	0	0.00	\$0	1	3.00	\$84,467
Renown Regional	5	1.60	\$19,555	3	6.00	\$34,984	1	8.00	\$42,887	2	7.50	\$48,044	4	7.50	\$75,154
Renown S. Meadows	0	0.00	\$0	0	0.00	\$0	0	0.00	\$0	0	0.00	\$0	0	0.00	\$0
Saint Mary's	2	2.00	\$29,094	15	1.20	\$27,062	2	1.50	\$26,632	5	2.20	\$30,635	4	2.75	\$39,239
Sierra Surgery	0	0.00	\$0	0	0.00	\$0	0	0.00	\$0	0	0.00	\$0	0	0.00	\$0
Total	8	1.63	\$22,783	20	2.40	\$30,559	3	3.67	\$32,050	9	3.11	\$31,883	10	5.30	\$62,238
Rural															
Battle Mountain	0	0.00	\$0	0	0.00	\$0	0	0.00	\$0	0	0.00	\$0	0	0.00	\$0
Boulder City	0	0.00	\$0	0	0.00	\$0	0	0.00	\$0	0	0.00	\$0	0	0.00	\$0
Carson Valley	0	0.00	\$0	0	0.00	\$0	0	0.00	\$0	0	0.00	\$0	0	0.00	\$0
Churchill	0	0.00	\$0	0	0.00	\$0	0	0.00	\$0	0	0.00	\$0	0	0.00	\$0
Desert View	0	0.00	\$0	0	0.00	\$0	0	0.00	\$0	0	0.00	\$0	0	0.00	\$0
Grover C. Dils	0	0.00	\$0	0	0.00	\$0	0	0.00	\$0	0	0.00	\$0	0	0.00	\$0
Humboldt	0	0.00	\$0	0	0.00	\$0	0	0.00	\$0	0	0.00	\$0	0	0.00	\$0
Incline Village	0	0.00	\$0	0	0.00	\$0	0	0.00	\$0	0	0.00	\$0	0	0.00	\$0
Mesa View	0	0.00	\$0	0	0.00	\$0	0	0.00	\$0	0	0.00	\$0	0	0.00	\$0
Mount Grant	0	0.00	\$0	0	0.00	\$0	0	0.00	\$0	0	0.00	\$0	0	0.00	\$0
Northeastern	0	0.00	\$0	0	0.00	\$0	0	0.00	\$0	1	1.00	\$21,729	1	1.00	\$27,696
Nye	0	0.00	\$0	0	0.00	\$0	0	0.00	\$0	0	0.00	\$0	0	0.00	\$0
Pershing	0	0.00	\$0	0	0.00	\$0	0	0.00	\$0	0	0.00	\$0	0	0.00	\$0
South Lyon	0	0.00	\$0	0	0.00	\$0	0	0.00	\$0	0	0.00	\$0	0	0.00	\$0
William Bee Ririe	0	0.00	\$0	0	0.00	\$0	0	0.00	\$0	0	0.00	\$0	0	0.00	\$0
Total	0	0.00	\$0	0	0.00	\$0	0	0.00	\$0	1	1.00	\$21,729	1	1.00	\$27,696
All Counties	23	3.35	\$45,178	44	4.07	\$51,932	17	7.82	\$90,339	32	4.94	\$77,451	45	4.96	\$91,740

Renal Failure (682-684)

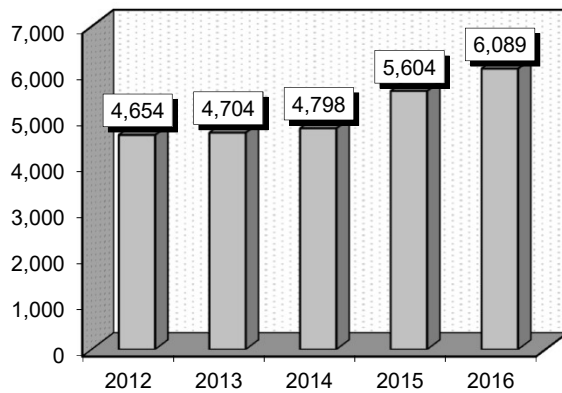
Diagnoses: that frequently accompanied Renal Failure were: 1) Hypertensive chronic kidney disease, unspecified, with chronic kidney disease stage V or end stage renal disease (40391), 2) Congestive heart failure, unspecified (4280), 3) Dehydration (27651), 4) Unspecified essential hypertension (4019), 5) Diabetes mellitus without mention of complication, type II or unspecified type, not stated as uncontrolled (25000), 6) Hyperpotassemia (2767), 7) Tobacco use disorder (3051).

Definitions: **Dehydration:** Occurs when you use or lose more fluid than you take in, and your body doesn't have enough water and other fluids to carry out its normal functions. **Hypertension:** High blood pressure. **Diabetes mellitus:** A condition in which the pancreas no longer produces enough insulin or cells stop responding to the insulin that is produced, so that glucose in the blood cannot be absorbed into the cells of the body. **Hyperglycemia:** An abnormally high concentration of glucose in the circulating blood, seen especially in patients with diabetes mellitus. **Hyperpotassemia:** An abnormally high potassium concentration in the blood, most often due to defective renal excretion.

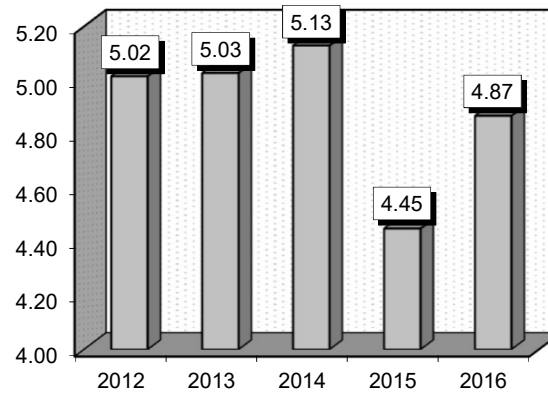
Comment: The kidneys are two fist-sized organs located on each side of the spine at the bottom of the rib cage and slightly above the waist. Renal failure is the inability of the kidneys to excrete wastes, concentrate urine and conserve electrolytes. The condition may be acute or chronic. In chronic kidney disease, the kidneys have not stopped working altogether but are not working as well as they should. Acute renal failure occurs when the kidneys stop working over a period of hours, days or in some cases, weeks. When acute renal failure occurs, wastes and excess waste products and excess water build up in the body which upsets the body's normal chemical balance. Substances that are normally needed for the body to function properly become poisonous to the body when they reach abnormally high levels.

Gender	2012			2013			2014			2015			2016		
	Cases	Avg LOS	Avg Bill	Cases	Avg LOS	Avg Bill	Cases	Avg LOS	Avg Bill	Cases	Avg LOS	Avg Bill	Cases	Avg LOS	Avg Bill
Male	2,586	4.85	\$50,275	2,655	4.95	\$54,919	2,692	5.02	\$59,124	3,072	4.29	\$55,774	3,315	4.67	\$60,647
Female	2,068	5.22	\$52,512	2,049	5.13	\$55,847	2,106	5.27	\$60,004	2,532	4.65	\$59,299	2,774	5.11	\$65,091
Age Group	Cases	Avg LOS	Avg Bill	Cases	Avg LOS	Avg Bill	Cases	Avg LOS	Avg Bill	Cases	Avg LOS	Avg Bill	Cases	Avg LOS	Avg Bill
0-17	12	4.17	\$43,637	9	3.00	\$21,006	16	3.50	\$36,247	19	4.53	\$57,666	25	6.24	\$98,242
18-35	284	4.24	\$43,419	305	4.36	\$53,527	283	3.70	\$44,444	355	3.90	\$48,899	433	3.74	\$50,180
36-49	558	4.77	\$47,137	588	4.46	\$50,596	603	5.07	\$53,093	760	3.85	\$54,434	751	4.30	\$61,527
50-64	1,314	5.15	\$51,329	1,288	5.24	\$56,838	1,286	5.28	\$61,454	1,481	4.25	\$56,061	1,633	4.97	\$65,226
65+	2,486	5.09	\$53,099	2,514	5.14	\$55,994	2,610	5.23	\$61,812	2,989	4.77	\$59,763	3,247	5.09	\$63,043
Total	4,654	5.02	\$51,269	4,704	5.03	\$55,323	4,798	5.13	\$59,511	5,604	4.45	\$57,367	6,089	4.87	\$62,671

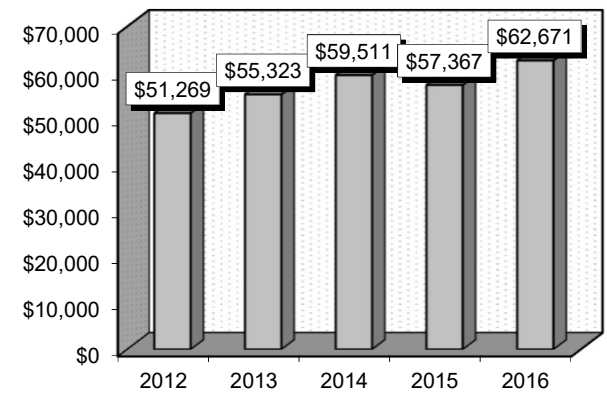
Patient Discharges (Cases)



Average Length of Stay (Avg LOS)



Average Billed Charges (Avg Bill)



County / Hospital	2012			2013			2014			2015			2016		
	Cases	Avg LOS	Avg Bill	Cases	Avg LOS	Avg Bill	Cases	Avg LOS	Avg Bill	Cases	Avg LOS	Avg Bill	Cases	Avg LOS	Avg Bill
Clark															
Centennial Hills	200	4.67	\$60,918	267	4.88	\$69,945	259	4.07	\$65,153	306	4.38	\$66,918	278	5.16	\$82,466
Desert Springs	279	5.71	\$67,725	343	5.64	\$64,712	338	5.37	\$62,395	417	4.25	\$61,211	467	4.43	\$65,099
Henderson Hospital	0	0.00	\$0	0	0.00	\$0	0	0.00	\$0	0	0.00	\$0	13	2.15	\$45,536
Mountain View	356	5.07	\$64,791	380	5.88	\$80,702	482	4.96	\$73,510	639	4.86	\$73,422	571	4.76	\$79,589
Mountain's Edge	0	0.00	\$0	0	0.00	\$0	0	0.00	\$0	8	5.38	\$28,081	105	17.91	\$133,316
North Vista	101	5.94	\$51,537	139	5.44	\$48,671	180	5.16	\$46,494	304	3.41	\$32,833	314	3.57	\$35,931
Southern Hills	133	6.11	\$70,268	121	4.80	\$56,603	177	5.18	\$69,696	208	4.37	\$60,156	233	4.35	\$63,713
Spring Valley	190	4.97	\$56,851	203	4.88	\$70,215	236	4.36	\$69,483	275	4.24	\$73,834	354	4.81	\$80,158
St. Rose-Rose de Lima	169	4.82	\$48,255	184	4.14	\$48,314	205	4.34	\$53,645	147	5.39	\$64,666	183	4.93	\$62,660
St. Rose-San Martin	190	4.75	\$46,911	189	4.72	\$52,885	176	4.52	\$50,473	141	5.12	\$65,468	146	4.66	\$64,943
St. Rose-Siena	249	4.65	\$45,468	276	4.34	\$49,735	238	4.90	\$61,885	236	4.75	\$61,304	337	4.13	\$56,623
Summerlin	321	5.06	\$71,112	298	5.07	\$68,951	297	5.24	\$76,386	358	4.53	\$72,480	389	4.67	\$85,410
Sunrise	564	4.93	\$61,322	565	5.35	\$67,881	532	5.08	\$74,781	666	5.25	\$78,009	600	5.24	\$84,796
UMC	398	5.20	\$39,128	456	5.48	\$40,494	368	7.14	\$43,293	386	4.18	\$43,385	492	4.71	\$48,439
Valley	262	5.75	\$67,490	238	6.18	\$74,643	279	6.79	\$89,040	336	4.10	\$61,663	340	4.69	\$70,246
Total	3,412	5.14	\$58,193	3,659	5.24	\$62,079	3,767	5.25	\$65,929	4,427	4.54	\$64,268	4,822	4.94	\$70,451
Washoe															
Carson Tahoe	264	4.46	\$27,751	243	4.95	\$34,463	222	3.79	\$24,771	275	3.83	\$27,210	235	4.58	\$33,060
Northern Nevada	111	3.87	\$37,681	90	3.79	\$34,415	82	3.60	\$46,395	102	4.34	\$52,496	123	3.73	\$51,198
Renown Regional	447	5.60	\$38,632	350	4.77	\$35,929	320	6.78	\$55,572	305	5.51	\$41,018	335	5.43	\$39,178
Renown S. Meadows	74	4.09	\$30,805	37	2.95	\$29,087	47	3.26	\$25,163	50	3.32	\$28,710	52	3.65	\$31,777
Saint Mary's	247	4.24	\$29,560	225	3.76	\$25,521	281	4.08	\$26,303	326	3.48	\$25,753	396	3.71	\$26,799
Sierra Surgery	0	0.00	\$0	0	0.00	\$0	0	0.00	\$0	0	0.00	\$0	0	0.00	\$0
Total	1,143	4.78	\$33,559	945	4.41	\$32,662	952	4.84	\$37,458	1,058	4.24	\$33,250	1,141	4.39	\$34,580
Rural															
Battle Mountain	0	0.00	\$0	1	2.00	\$3,280	0	0.00	\$0	0	0.00	\$0	0	0.00	\$0
Boulder City	4	4.00	\$9,050	6	3.17	\$20,146	4	3.25	\$18,429	3	2.67	\$17,920	10	8.80	\$33,314
Carson Valley	5	1.00	\$6,033	3	2.33	\$13,239	8	3.13	\$18,885	10	2.60	\$14,984	11	2.36	\$14,815
Churchill	26	3.81	\$17,853	21	3.33	\$16,727	8	4.88	\$18,957	30	2.90	\$16,526	25	5.00	\$17,758
Desert View	7	1.57	\$8,378	7	2.57	\$22,702	8	1.63	\$14,486	7	3.14	\$20,217	2	2.50	\$17,266
Grover C. Dils	3	2.00	\$4,492	2	4.00	\$1,382	1	4.00	\$6,458	4	3.25	\$6,612	2	6.50	\$15,942
Humboldt	8	5.75	\$28,109	14	2.79	\$24,210	3	1.33	\$7,483	8	4.13	\$18,380	5	2.80	\$16,893
Incline Village	0	0.00	\$0	0	0.00	\$0	0	0.00	\$0	0	0.00	\$0	0	0.00	\$0
Mesa View	14	2.79	\$12,553	3	3.00	\$11,863	9	2.89	\$13,576	21	2.81	\$13,962	19	3.05	\$15,228
Mount Grant	9	5.11	\$16,141	11	2.64	\$10,244	9	2.89	\$9,473	12	3.00	\$6,027	11	31.64	\$5,246
Northeastern	17	3.41	\$29,147	25	4.48	\$41,144	28	3.21	\$27,758	15	2.33	\$20,567	29	3.72	\$30,182
Nye	3	2.33	\$8,606	3	1.00	\$1,053	0	0.00	\$0	0	0.00	\$0	0	0.00	\$0
Pershing	0	0.00	\$0	1	4.00	\$10,802	0	0.00	\$0	0	0.00	\$0	2	3.00	\$5,884
South Lyon	1	1.00	\$5,998	2	3.00	\$8,535	1	6.00	\$13,223	1	1.00	\$7,235	0	0.00	\$0
William Bee Ririe	2	3.50	\$9,215	1	1.00	\$2,817	0	0.00	\$0	8	3.25	\$11,904	10	2.80	\$11,037
Total	99	3.44	\$17,114	100	3.27	\$22,265	79	3.11	\$19,230	119	2.91	\$15,050	126	6.50	\$19,329
All Counties	4,654	5.02	\$51,269	4,704	5.03	\$55,323	4,798	5.13	\$59,511	5,604	4.45	\$57,367	6,089	4.87	\$62,671

Admit For Renal Dialysis (685)

Diagnoses: that frequently accompanied Admit For Renal Dialysis were: 1) End stage renal disease (5856), 2) Encounter for extracorporeal dialysis (V560), 3) Hypertensive chronic kidney disease, unspecified, with chronic kidney disease stage V or end stage renal disease (40391), 4) Anemia in chronic kidney disease (28521).

Definitions: Dialysis: The process of removing waste products and excess fluid from the body. Dialysis is necessary when the kidneys are not able to adequately filter the blood.

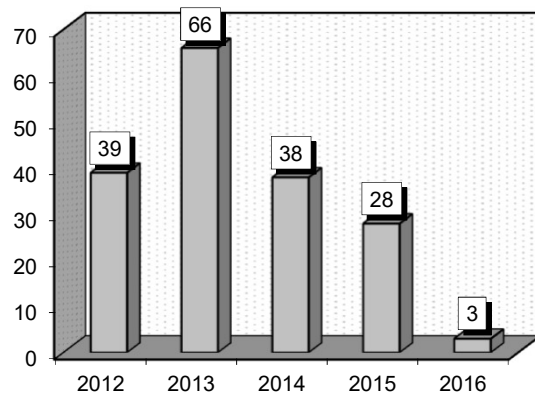
Hemodialysis: A method of mechanically cleansing the blood outside of the body, in order to remove various substances that would normally be cleared by the kidneys.

Perfusion: The injection of fluid into a blood vessel in order to reach an organ or tissues, usually to supply nutrients and oxygen. **Transfusion:** Transfer of blood or a blood component from one person (donor) to another (recipient).

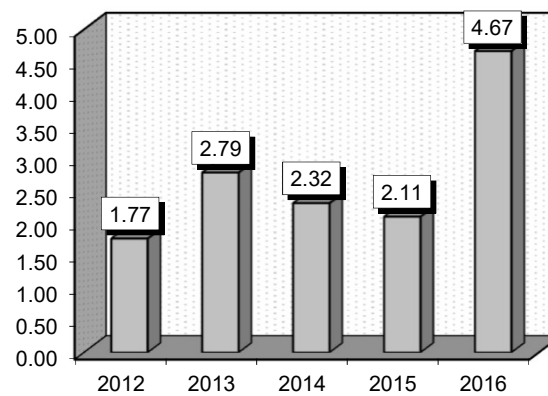
Comment: The kidneys are two fist-sized organs located on each side of the spine at the bottom of the rib cage and slightly above the waist. Renal failure is the inability of the kidneys to excrete wastes, concentrate urine and conserve electrolytes. The condition may be acute or chronic. In chronic kidney disease, the kidneys have not stopped working altogether but are not working as well as they should. Acute renal failure occurs when the kidneys stop working over a period of hours, days or in some cases, weeks. When acute renal failure occurs, wastes and excess waste products and excess water build up in the body which upsets the body's normal chemical balance. Substances that are normally needed for the body to function properly become poisonous to the body when they reach abnormally high levels.

Gender	2012			2013			2014			2015			2016		
	Cases	Avg LOS	Avg Bill	Cases	Avg LOS	Avg Bill	Cases	Avg LOS	Avg Bill	Cases	Avg LOS	Avg Bill	Cases	Avg LOS	Avg Bill
Male	24	1.83	\$20,579	40	1.93	\$21,746	18	2.17	\$32,387	19	2.47	\$43,730	2	6.50	\$27,796
Female	15	1.67	\$17,871	26	4.12	\$42,256	20	2.45	\$31,449	9	1.33	\$23,443	1	1.00	\$48,600
Age Group	Cases	Avg LOS	Avg Bill	Cases	Avg LOS	Avg Bill	Cases	Avg LOS	Avg Bill	Cases	Avg LOS	Avg Bill	Cases	Avg LOS	Avg Bill
0-17	0	0.00	\$0	0	0.00	\$0	0	0.00	\$0	0	0.00	\$0	0	0.00	\$0
18-35	10	1.30	\$12,645	8	1.00	\$16,379	4	1.00	\$12,098	3	1.67	\$17,582	1	1.00	\$5,434
36-49	8	1.75	\$17,312	23	1.91	\$21,281	3	1.33	\$16,605	10	2.90	\$43,281	0	0.00	\$0
50-64	13	1.92	\$22,512	18	2.50	\$25,637	12	2.00	\$37,778	8	1.75	\$38,858	1	12.00	\$50,157
65+	8	2.13	\$25,546	17	5.12	\$52,149	19	2.95	\$34,758	7	1.57	\$35,064	1	1.00	\$48,600
Total	39	1.77	\$19,538	66	2.79	\$29,826	38	2.32	\$31,893	28	2.11	\$37,210	3	4.67	\$34,730

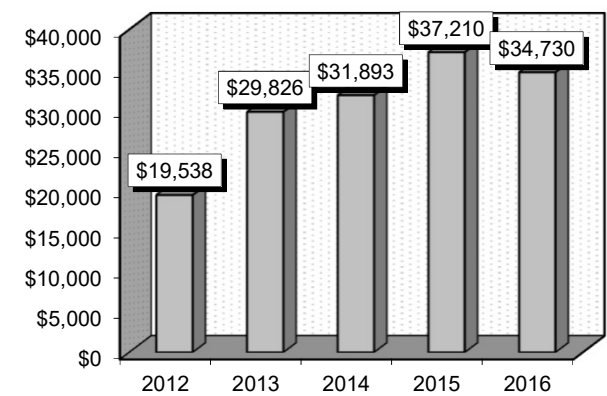
Patient Discharges (Cases)



Average Length of Stay (Avg LOS)



Average Billed Charges (Avg Bill)



County / Hospital	2012			2013			2014			2015			2016		
	Cases	Avg LOS	Avg Bill	Cases	Avg LOS	Avg Bill	Cases	Avg LOS	Avg Bill	Cases	Avg LOS	Avg Bill	Cases	Avg LOS	Avg Bill
Clark															
Centennial Hills	2	2.50	\$27,388	7	1.71	\$20,289	3	2.33	\$41,658	1	1.00	\$36,027	0	0.00	\$0
Desert Springs	3	5.00	\$50,116	20	1.85	\$16,655	8	1.38	\$12,743	14	1.93	\$32,939	1	1.00	\$5,434
Henderson Hospital	0	0.00	\$0	0	0.00	\$0	0	0.00	\$0	0	0.00	\$0	0	0.00	\$0
Mountain View	1	1.00	\$22,534	6	1.67	\$26,402	0	0.00	\$0	2	3.50	\$48,332	0	0.00	\$0
Mountain's Edge	0	0.00	\$0	0	0.00	\$0	0	0.00	\$0	0	0.00	\$0	0	0.00	\$0
North Vista	0	0.00	\$0	0	0.00	\$0	0	0.00	\$0	0	0.00	\$0	0	0.00	\$0
Southern Hills	3	1.33	\$16,692	0	0.00	\$0	1	2.00	\$16,088	0	0.00	\$0	0	0.00	\$0
Spring Valley	0	0.00	\$0	0	0.00	\$0	1	4.00	\$58,933	0	0.00	\$0	0	0.00	\$0
St. Rose-Rose de Lima	7	1.14	\$14,327	7	1.86	\$24,904	3	1.00	\$14,591	1	1.00	\$30,271	0	0.00	\$0
St. Rose-San Martin	9	1.33	\$16,368	3	4.00	\$34,719	5	3.00	\$45,063	1	4.00	\$56,201	0	0.00	\$0
St. Rose-Siena	2	2.00	\$23,267	2	3.00	\$32,935	2	3.00	\$48,889	1	1.00	\$15,724	1	1.00	\$48,600
Summerlin	0	0.00	\$0	3	1.33	\$24,995	1	1.00	\$46,748	2	1.00	\$53,063	0	0.00	\$0
Sunrise	7	1.14	\$13,253	7	2.14	\$32,601	9	2.11	\$36,752	3	4.33	\$47,793	0	0.00	\$0
UMC	3	3.00	\$24,143	3	3.67	\$34,668	0	0.00	\$0	0	0.00	\$0	0	0.00	\$0
Valley	1	2.00	\$16,693	4	2.75	\$26,342	2	4.50	\$50,290	3	1.00	\$32,109	0	0.00	\$0
Total	38	1.79	\$19,836	62	2.11	\$24,040	35	2.20	\$32,768	28	2.11	\$37,210	2	1.00	\$27,017
Washoe															
Carson Tahoe	0	0.00	\$0	2	1.50	\$9,380	2	5.00	\$27,420	0	0.00	\$0	0	0.00	\$0
Northern Nevada	0	0.00	\$0	0	0.00	\$0	1	1.00	\$10,206	0	0.00	\$0	0	0.00	\$0
Renown Regional	0	0.00	\$0	2	25.00	\$229,630	0	0.00	\$0	0	0.00	\$0	1	12.00	\$50,157
Renown S. Meadows	0	0.00	\$0	0	0.00	\$0	0	0.00	\$0	0	0.00	\$0	0	0.00	\$0
Saint Mary's	1	1.00	\$8,194	0	0.00	\$0	0	0.00	\$0	0	0.00	\$0	0	0.00	\$0
Sierra Surgery	0	0.00	\$0	0	0.00	\$0	0	0.00	\$0	0	0.00	\$0	0	0.00	\$0
Total	1	1.00	\$8,194	4	13.25	\$119,505	3	3.67	\$21,682	0	0.00	\$0	1	12.00	\$50,157
Rural															
Battle Mountain	0	0.00	\$0	0	0.00	\$0	0	0.00	\$0	0	0.00	\$0	0	0.00	\$0
Boulder City	0	0.00	\$0	0	0.00	\$0	0	0.00	\$0	0	0.00	\$0	0	0.00	\$0
Carson Valley	0	0.00	\$0	0	0.00	\$0	0	0.00	\$0	0	0.00	\$0	0	0.00	\$0
Churchill	0	0.00	\$0	0	0.00	\$0	0	0.00	\$0	0	0.00	\$0	0	0.00	\$0
Desert View	0	0.00	\$0	0	0.00	\$0	0	0.00	\$0	0	0.00	\$0	0	0.00	\$0
Grover C. Dils	0	0.00	\$0	0	0.00	\$0	0	0.00	\$0	0	0.00	\$0	0	0.00	\$0
Humboldt	0	0.00	\$0	0	0.00	\$0	0	0.00	\$0	0	0.00	\$0	0	0.00	\$0
Incline Village	0	0.00	\$0	0	0.00	\$0	0	0.00	\$0	0	0.00	\$0	0	0.00	\$0
Mesa View	0	0.00	\$0	0	0.00	\$0	0	0.00	\$0	0	0.00	\$0	0	0.00	\$0
Mount Grant	0	0.00	\$0	0	0.00	\$0	0	0.00	\$0	0	0.00	\$0	0	0.00	\$0
Northeastern	0	0.00	\$0	0	0.00	\$0	0	0.00	\$0	0	0.00	\$0	0	0.00	\$0
Nye	0	0.00	\$0	0	0.00	\$0	0	0.00	\$0	0	0.00	\$0	0	0.00	\$0
Pershing	0	0.00	\$0	0	0.00	\$0	0	0.00	\$0	0	0.00	\$0	0	0.00	\$0
South Lyon	0	0.00	\$0	0	0.00	\$0	0	0.00	\$0	0	0.00	\$0	0	0.00	\$0
William Bee Ririe	0	0.00	\$0	0	0.00	\$0	0	0.00	\$0	0	0.00	\$0	0	0.00	\$0
Total	0	0.00	\$0	0	0.00	\$0	0	0.00	\$0	0	0.00	\$0	0	0.00	\$0
All Counties	39	1.77	\$19,538	66	2.79	\$29,826	38	2.32	\$31,893	28	2.11	\$37,210	3	4.67	\$34,730

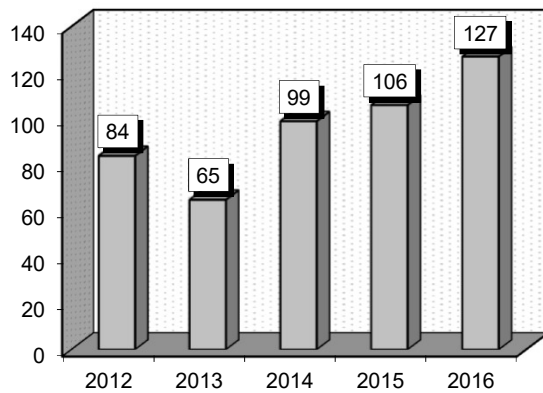
Kidney & Urinary Tract Neoplasms (686-688)

Diagnoses: that frequently accompanied Kidney & Urinary Tract Neoplasms were: 1) Malignant neoplasm of kidney, except pelvis (1890), 2) Malignant neoplasm of bladder, part unspecified (1889), 3) Secondary malignant neoplasm of other urinary organs (1981).

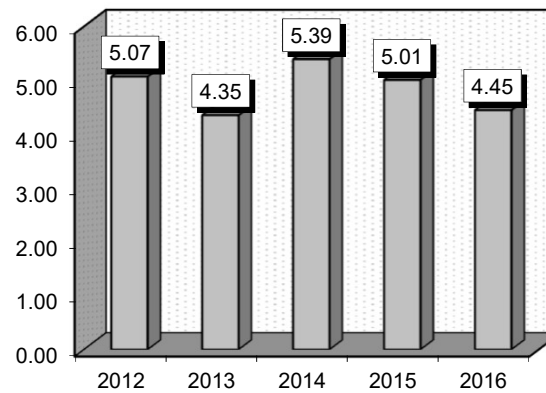
Definitions: **Malignant:** Tending to become worse and end in death. **Neoplasm:** An abnormal tissue that grows by cellular proliferation more rapidly than normal and continues to grow after the stimuli that initiated the new growth cease. Neoplasms show partial or complete lack of structural organization and functional coordination with the normal tissue, and usually form a distinct mass of tissue that may be either benign (benign tumor) or malignant (cancer). **Kidney:** Either of the two bean-shaped organs in the lumbar region that filter the blood, excreting the end-products of body metabolism in the form of urine, and regulating the concentrations of hydrogen, sodium, potassium, phosphate, and other ions in the extracellular fluid. **Bladder:** A distensible musculomembranous organ serving as a receptacle for fluid, such as the urinary bladder or gallbladder. **Secondary malignant neoplasm:** Cancerous tumor, or abnormal cell growth which has metastasized (transferred) from one part (or organ) of the body to another organ or part of the body. **Urinary organs:** The organs of the body that produce, store, and discharge urine. These organs include the kidneys, ureters, bladder, and urethra. **Transfusion:** Transfer of blood or a blood component from one person (donor) to another (recipient). **Packed cells:** A preparation of blood cells separated from liquid plasma, often administered in severe anemia to restore adequate levels of hemoglobin and red blood cells without overloading the vascular system with excess fluids. **Needle biopsy:** Any method in which the specimen for biopsy is removed by aspirating it through an appropriate needle or trocar that pierces the skin, or the external surface of an organ, and into the underlying tissue to be examined. **Percutaneous:** Performed through the skin.

Gender	2012			2013			2014			2015			2016		
	Cases	Avg LOS	Avg Bill	Cases	Avg LOS	Avg Bill	Cases	Avg LOS	Avg Bill	Cases	Avg LOS	Avg Bill	Cases	Avg LOS	Avg Bill
Male	54	5.96	\$56,614	43	4.30	\$44,141	60	3.98	\$49,753	67	5.00	\$61,691	82	4.35	\$55,971
Female	30	3.47	\$46,825	22	4.45	\$48,153	39	7.56	\$68,044	39	5.03	\$56,757	45	4.62	\$59,518
Age Group	Cases	Avg LOS	Avg Bill	Cases	Avg LOS	Avg Bill	Cases	Avg LOS	Avg Bill	Cases	Avg LOS	Avg Bill	Cases	Avg LOS	Avg Bill
0-17	3	2.33	\$26,008	0	0.00	\$0	3	24.00	\$50,087	6	2.83	\$40,106	8	3.00	\$56,518
18-35	4	7.75	\$52,253	0	0.00	\$0	2	18.00	\$146,107	1	3.00	\$21,097	1	10.00	\$139,002
36-49	15	4.00	\$39,777	1	1.00	\$17,658	4	7.75	\$66,837	6	2.50	\$33,800	14	4.93	\$52,805
50-64	27	5.56	\$58,289	23	3.96	\$34,591	32	4.06	\$54,971	34	5.85	\$71,587	37	4.14	\$56,668
65+	35	5.09	\$57,270	41	4.66	\$52,298	58	4.57	\$54,655	59	5.03	\$58,446	67	4.61	\$57,325
Total	84	5.07	\$53,118	65	4.35	\$45,499	99	5.39	\$56,958	106	5.01	\$59,875	127	4.45	\$57,227

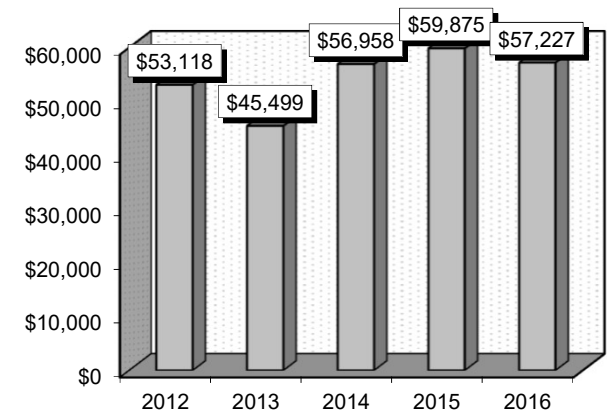
Patient Discharges (Cases)



Average Length of Stay (Avg LOS)



Average Billed Charges (Avg Bill)



County / Hospital	2012			2013			2014			2015			2016		
	Cases	Avg LOS	Avg Bill	Cases	Avg LOS	Avg Bill	Cases	Avg LOS	Avg Bill	Cases	Avg LOS	Avg Bill	Cases	Avg LOS	Avg Bill
Clark															
Centennial Hills	4	2.75	\$39,852	1	8.00	\$95,108	3	3.33	\$52,513	4	9.25	\$124,841	7	5.57	\$99,747
Desert Springs	5	4.00	\$47,516	2	4.00	\$78,600	7	1.71	\$31,698	10	4.80	\$75,889	5	2.40	\$52,048
Henderson Hospital	0	0.00	\$0	0	0.00	\$0	0	0.00	\$0	0	0.00	\$0	0	0.00	\$0
Mountain View	5	6.80	\$78,667	5	4.20	\$43,603	8	6.38	\$126,775	7	3.14	\$64,272	14	6.50	\$97,808
Mountain's Edge	0	0.00	\$0	0	0.00	\$0	0	0.00	\$0	1	5.00	\$18,310	0	0.00	\$0
North Vista	0	0.00	\$0	1	1.00	\$10,879	0	0.00	\$0	0	0.00	\$0	0	0.00	\$0
Southern Hills	2	21.00	\$220,430	2	1.00	\$24,176	0	0.00	\$0	3	4.00	\$61,992	6	1.67	\$26,922
Spring Valley	2	4.00	\$42,627	4	4.25	\$45,123	5	6.20	\$107,049	5	3.40	\$58,896	4	3.25	\$56,566
St. Rose-Rose de Lima	0	0.00	\$0	0	0.00	\$0	0	0.00	\$0	0	0.00	\$0	2	3.00	\$46,753
St. Rose-San Martin	2	2.50	\$63,748	0	0.00	\$0	1	1.00	\$56,564	0	0.00	\$0	7	3.43	\$51,489
St. Rose-Siena	2	3.00	\$51,474	4	4.75	\$62,128	6	5.83	\$71,010	3	4.33	\$46,912	6	9.00	\$102,994
Summerlin	12	4.42	\$65,386	4	8.00	\$90,170	12	8.75	\$54,251	10	6.00	\$69,867	16	2.81	\$43,289
Sunrise	12	3.92	\$46,429	6	3.67	\$53,145	14	4.64	\$58,656	19	5.26	\$70,017	22	4.36	\$63,658
UMC	16	7.50	\$49,929	9	3.00	\$21,572	10	7.80	\$58,571	10	7.10	\$68,291	11	8.82	\$66,448
Valley	2	4.50	\$68,454	6	3.33	\$46,125	5	3.00	\$46,207	8	2.75	\$35,566	2	1.00	\$39,912
Total	64	5.55	\$59,757	44	4.02	\$47,932	71	5.68	\$66,203	80	5.09	\$66,801	102	4.79	\$65,601
Washoe															
Carson Tahoe	3	3.00	\$32,661	2	3.00	\$25,479	10	5.00	\$34,159	3	6.00	\$41,421	6	2.67	\$24,320
Northern Nevada	2	7.50	\$76,894	3	2.67	\$30,970	0	0.00	\$0	0	0.00	\$0	1	1.00	\$38,121
Renown Regional	10	3.10	\$27,359	10	6.30	\$49,322	6	6.50	\$55,566	12	4.50	\$46,206	5	2.20	\$16,449
Renown S. Meadows	0	0.00	\$0	0	0.00	\$0	0	0.00	\$0	0	0.00	\$0	0	0.00	\$0
Saint Mary's	1	1.00	\$21,628	4	4.50	\$29,506	7	3.00	\$24,044	10	4.70	\$30,759	7	2.86	\$20,962
Sierra Surgery	0	0.00	\$0	0	0.00	\$0	0	0.00	\$0	0	0.00	\$0	0	0.00	\$0
Total	16	3.50	\$34,187	19	5.00	\$39,743	23	4.78	\$36,665	25	4.76	\$39,453	19	2.53	\$21,738
Rural															
Battle Mountain	0	0.00	\$0	0	0.00	\$0	0	0.00	\$0	0	0.00	\$0	0	0.00	\$0
Boulder City	0	0.00	\$0	0	0.00	\$0	1	2.00	\$10,269	0	0.00	\$0	1	14.00	\$44,436
Carson Valley	0	0.00	\$0	0	0.00	\$0	0	0.00	\$0	1	5.00	\$16,389	0	0.00	\$0
Churchill	0	0.00	\$0	0	0.00	\$0	2	4.50	\$19,268	0	0.00	\$0	0	0.00	\$0
Desert View	1	7.00	\$31,719	2	5.50	\$46,666	1	6.00	\$39,731	0	0.00	\$0	1	2.00	\$16,568
Grover C. Dils	0	0.00	\$0	0	0.00	\$0	0	0.00	\$0	0	0.00	\$0	0	0.00	\$0
Humboldt	3	2.67	\$19,599	0	0.00	\$0	0	0.00	\$0	0	0.00	\$0	0	0.00	\$0
Incline Village	0	0.00	\$0	0	0.00	\$0	0	0.00	\$0	0	0.00	\$0	0	0.00	\$0
Mesa View	0	0.00	\$0	0	0.00	\$0	0	0.00	\$0	0	0.00	\$0	0	0.00	\$0
Mount Grant	0	0.00	\$0	0	0.00	\$0	0	0.00	\$0	0	0.00	\$0	0	0.00	\$0
Northeastern	0	0.00	\$0	0	0.00	\$0	0	0.00	\$0	0	0.00	\$0	4	3.00	\$25,639
Nye	0	0.00	\$0	0	0.00	\$0	0	0.00	\$0	0	0.00	\$0	0	0.00	\$0
Pershing	0	0.00	\$0	0	0.00	\$0	0	0.00	\$0	0	0.00	\$0	0	0.00	\$0
South Lyon	0	0.00	\$0	0	0.00	\$0	1	4.00	\$6,640	0	0.00	\$0	0	0.00	\$0
William Bee Ririe	0	0.00	\$0	0	0.00	\$0	0	0.00	\$0	0	0.00	\$0	0	0.00	\$0
Total	4	3.75	\$22,629	2	5.50	\$46,666	5	4.20	\$19,035	1	5.00	\$16,389	6	4.67	\$27,260
All Counties	84	5.07	\$53,118	65	4.35	\$45,499	99	5.39	\$56,958	106	5.01	\$59,875	127	4.45	\$57,227

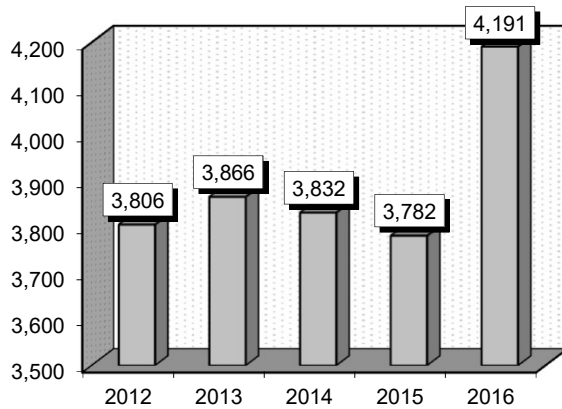
Kidney And Urinary Tract Infections (689-690)

Diagnoses: that frequently accompanied Kidney And Urinary Tract Infections were: 1) Urinary tract infection, site not specified (5990), 2) Unspecified essential hypertension (4019), 3) Other and unspecified hyperlipidemia (2724), 4) Diabetes mellitus without mention of complication, type II or unspecified type, not stated as uncontrolled (25000), 5) Hypopotassemia (2768), 6) Acute pyelonephritis with lesion of renal medullary necrosis (59011), 7) Tobacco use disorder (3051).

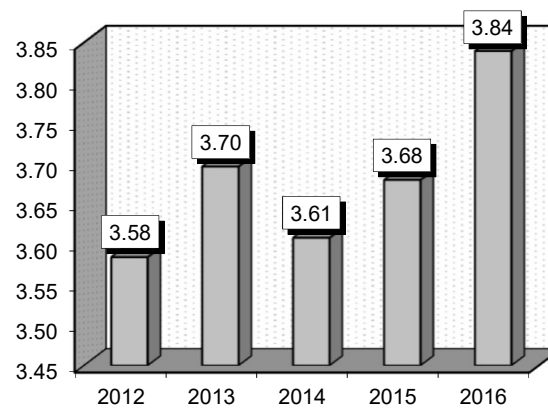
Definitions: **Urinary tract:** All organs and ducts involved in the secretion and elimination of urine from the body. Also called urinary system. **Hyperpotassemia:** An abnormally high potassium concentration in the blood, most often due to defective renal excretion. **Kidney:** Either of the two bean-shaped organs in the lumbar region that filter the blood, excreting the end-products of body metabolism in the form of urine, and regulating the concentrations of hydrogen, sodium, potassium, phosphate, and other ions in the extracellular fluid. **Bladder:** A distensible musculomembranous organ serving as a receptacle for fluid, such as the urinary bladder or gallbladder. **Urethra:** The canal leading from the bladder, discharging the urine externally. **Pyelonephritis:** Inflammation of the kidney and its pelvis due to bacterial infection. **Diabetes mellitus:** A condition in which the pancreas no longer produces enough insulin or cells stop responding to the insulin that is produced, so that glucose in the blood cannot be absorbed into the cells of the body. **Lesion:** Any abnormal change involving any tissue or organ due to disease or injury. **Renal:** Relating to, involving, affecting, or located in the region of the kidneys. **Medullary:** Referring to or resembling the medulla or centre of a tissue, especially the bone marrow. **Necrosis:** Death of cells or tissues through injury or disease, especially in a localized area of the body. **Abscess:** An enclosed collection of liquefied tissue, known as pus, somewhere in the body.

Gender	2012			2013			2014			2015			2016		
	Cases	Avg LOS	Avg Bill	Cases	Avg LOS	Avg Bill	Cases	Avg LOS	Avg Bill	Cases	Avg LOS	Avg Bill	Cases	Avg LOS	Avg Bill
Male	1,042	3.94	\$34,065	1,047	4.00	\$35,571	1,073	3.91	\$38,470	1,005	4.22	\$42,925	1,166	4.27	\$46,039
Female	2,764	3.45	\$30,814	2,819	3.58	\$32,152	2,759	3.49	\$34,723	2,777	3.49	\$39,598	3,025	3.67	\$41,833
Age Group	Cases	Avg LOS	Avg Bill	Cases	Avg LOS	Avg Bill	Cases	Avg LOS	Avg Bill	Cases	Avg LOS	Avg Bill	Cases	Avg LOS	Avg Bill
0-17	272	2.61	\$15,589	268	2.85	\$18,011	282	2.97	\$21,446	247	2.85	\$22,430	272	3.21	\$28,642
18-35	448	2.59	\$24,009	488	2.85	\$27,451	495	2.78	\$30,115	493	2.69	\$34,446	511	2.94	\$37,488
36-49	414	3.38	\$32,082	420	3.17	\$30,223	396	3.45	\$39,963	383	3.15	\$42,335	407	3.89	\$44,265
50-64	632	3.88	\$33,900	656	3.79	\$36,773	619	4.00	\$39,186	599	3.52	\$41,763	756	4.14	\$48,337
65+	2,040	3.88	\$34,786	2,034	4.09	\$35,812	2,040	3.81	\$37,276	2,060	4.16	\$43,374	2,245	4.01	\$43,974
Total	3,806	3.58	\$31,704	3,866	3.70	\$33,078	3,832	3.61	\$35,772	3,782	3.68	\$40,482	4,191	3.84	\$43,003

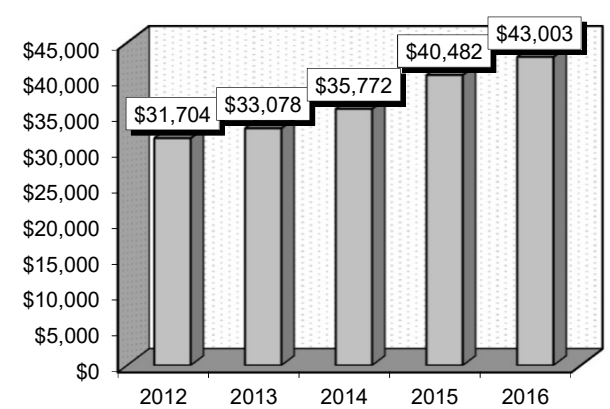
Patient Discharges (Cases)



Average Length of Stay (Avg LOS)



Average Billed Charges (Avg Bill)



County / Hospital	2012			2013			2014			2015			2016		
	Cases	Avg LOS	Avg Bill	Cases	Avg LOS	Avg Bill	Cases	Avg LOS	Avg Bill	Cases	Avg LOS	Avg Bill	Cases	Avg LOS	Avg Bill
Clark															
Centennial Hills	118	3.38	\$44,883	126	3.48	\$47,427	120	2.73	\$41,629	180	4.14	\$60,523	183	3.04	\$51,736
Desert Springs	155	4.17	\$41,415	161	3.91	\$46,143	206	4.11	\$45,218	205	4.10	\$48,967	203	4.04	\$53,916
Henderson Hospital	0	0.00	\$0	0	0.00	\$0	0	0.00	\$0	0	0.00	\$0	8	4.00	\$47,608
Mountain View	302	4.12	\$47,040	295	3.89	\$47,592	305	3.58	\$48,048	341	3.65	\$53,039	292	3.56	\$55,749
Mountain's Edge	0	0.00	\$0	0	0.00	\$0	0	0.00	\$0	10	12.60	\$56,556	102	7.89	\$40,452
North Vista	94	4.93	\$34,984	96	4.27	\$30,837	76	4.66	\$34,357	73	2.47	\$20,762	70	3.31	\$32,752
Southern Hills	107	3.49	\$35,352	88	3.33	\$35,811	126	3.12	\$36,174	113	3.99	\$48,128	130	3.35	\$45,953
Spring Valley	155	4.05	\$44,628	198	3.26	\$41,241	149	3.45	\$55,047	155	4.34	\$60,882	169	3.50	\$57,242
St. Rose-Rose de Lima	85	3.64	\$34,827	102	3.15	\$36,784	103	3.13	\$39,653	84	3.65	\$45,687	120	4.56	\$53,106
St. Rose-San Martin	146	3.67	\$32,914	148	3.71	\$35,433	154	3.46	\$39,212	138	3.43	\$45,186	108	3.33	\$47,592
St. Rose-Siena	175	3.61	\$33,318	155	3.60	\$38,584	178	4.25	\$49,362	245	4.29	\$51,436	282	4.14	\$51,515
Summerlin	202	4.35	\$49,131	200	3.85	\$43,379	221	3.82	\$45,834	295	3.42	\$48,952	284	3.45	\$57,876
Sunrise	329	3.02	\$34,950	351	3.38	\$40,525	418	3.30	\$41,386	390	3.35	\$45,690	440	3.68	\$52,446
UMC	385	3.34	\$24,241	374	3.16	\$21,107	306	3.61	\$24,527	288	4.20	\$33,759	332	4.42	\$36,482
Valley	216	3.69	\$42,728	189	4.31	\$52,647	158	4.32	\$57,506	163	3.50	\$49,115	217	3.87	\$59,354
Total	2,469	3.72	\$37,866	2,483	3.60	\$39,244	2,520	3.63	\$42,566	2,680	3.80	\$48,000	2,940	3.91	\$50,913
Washoe															
Carson Tahoe	221	3.21	\$19,796	202	3.24	\$21,005	176	3.46	\$20,623	187	3.50	\$20,962	237	3.71	\$22,742
Northern Nevada	52	2.60	\$26,461	36	2.25	\$25,828	39	2.74	\$27,490	42	2.62	\$33,464	45	2.24	\$32,555
Renown Regional	518	3.52	\$23,162	516	3.95	\$26,390	452	4.03	\$27,085	338	3.53	\$24,601	383	4.39	\$30,261
Renown S. Meadows	94	2.64	\$19,955	112	2.76	\$20,345	95	2.78	\$20,176	81	2.49	\$20,913	99	2.60	\$24,616
Saint Mary's	138	4.12	\$23,238	162	6.37	\$20,677	149	3.15	\$18,466	151	2.89	\$18,883	183	2.95	\$20,940
Sierra Surgery	0	0.00	\$0	0	0.00	\$0	0	0.00	\$0	0	0.00	\$0	0	0.00	\$0
Total	1,023	3.41	\$22,318	1,028	4.00	\$23,753	911	3.59	\$23,724	799	3.25	\$22,761	947	3.65	\$26,097
Rural															
Battle Mountain	1	5.00	\$9,639	2	1.50	\$4,883	0	0.00	\$0	2	1.00	\$5,236	1	2.00	\$18,966
Boulder City	17	4.00	\$10,238	29	4.45	\$14,633	36	4.03	\$17,535	19	6.42	\$23,190	28	5.29	\$19,824
Carson Valley	15	2.07	\$14,679	21	2.67	\$14,860	20	2.30	\$13,285	31	2.68	\$14,021	32	3.00	\$15,132
Churchill	80	3.79	\$16,731	63	4.56	\$18,843	60	4.48	\$20,583	30	3.83	\$16,213	35	3.63	\$14,871
Desert View	40	2.53	\$12,765	52	3.94	\$22,682	133	3.41	\$22,279	101	3.35	\$20,393	76	4.84	\$26,593
Grover C. Dils	6	3.67	\$10,744	5	3.00	\$3,918	3	2.33	\$2,222	2	3.00	\$3,163	9	3.89	\$8,573
Humboldt	20	3.35	\$14,442	17	3.65	\$15,698	14	5.57	\$29,283	18	4.17	\$19,749	15	2.20	\$11,325
Incline Village	2	3.50	\$15,407	2	1.00	\$13,497	1	5.00	\$25,997	0	0.00	\$0	0	0.00	\$0
Mesa View	17	2.47	\$11,448	22	2.73	\$12,012	29	2.41	\$11,882	23	2.91	\$16,026	27	3.22	\$15,682
Mount Grant	29	3.17	\$9,517	17	3.71	\$11,598	8	2.63	\$8,748	9	3.11	\$6,659	10	3.60	\$5,239
Northeastern	45	2.71	\$18,268	81	3.10	\$23,076	77	3.34	\$26,632	57	4.56	\$33,644	51	2.69	\$24,933
Nye	6	2.83	\$11,237	26	1.00	\$808	0	0.00	\$0	0	0.00	\$0	0	0.00	\$0
Pershing	4	2.00	\$5,712	3	2.67	\$6,222	4	2.50	\$7,197	2	2.50	\$6,626	6	3.17	\$7,555
South Lyon	14	2.93	\$7,650	8	3.50	\$7,619	11	3.09	\$9,807	5	2.80	\$8,543	6	3.50	\$7,313
William Bee Ririe	18	2.72	\$11,996	7	5.43	\$23,115	5	2.60	\$12,137	4	4.00	\$20,687	8	3.75	\$18,211
Total	314	3.11	\$13,831	355	3.47	\$16,956	401	3.51	\$20,449	303	3.73	\$20,721	304	3.75	\$19,175
All Counties	3,806	3.58	\$31,704	3,866	3.70	\$33,078	3,832	3.61	\$35,772	3,782	3.68	\$40,482	4,191	3.84	\$43,003

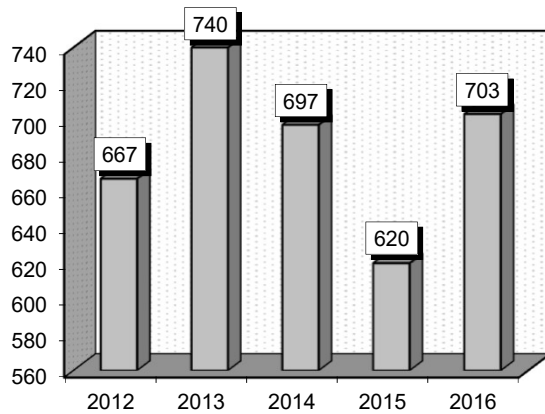
Urinary Stones (691-694)

Diagnoses: that frequently accompanied Urinary Stones were: 1) Calculus of ureter (5921), 2) Calculus of kidney (5920), 3) Tobacco use disorder (3051), 4) Hydronephrosis (591), 5) Diabetes mellitus without mention of complication, type II or unspecified type, not stated as uncontrolled (25000), 6) Leukocytosis, unspecified (28860), 7) Pyelonephritis, unspecified (59080).

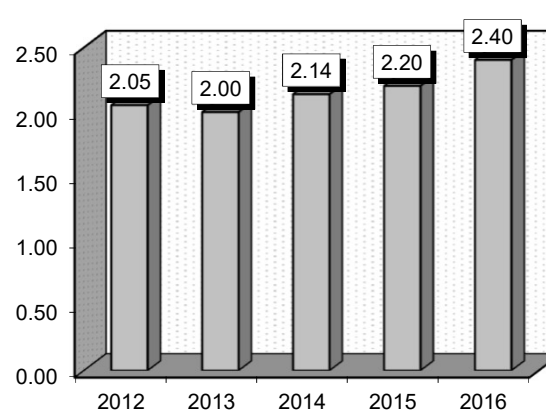
Definitions: **Calculus:** An abnormal concretion in the body, usually formed of mineral salts and most commonly found in the gallbladder, kidney, or urinary bladder. Also called stone. **Ureter:** The tube that carries urine from the kidney to the bladder, with each kidney having one ureter. **Kidney:** Either of the two bean-shaped organs in the lumbar region that filter the blood, excreting the end-products of body metabolism in the form of urine, and regulating the concentrations of hydrogen, sodium, potassium, phosphate, and other ions in the extracellular fluid. **Bladder:** A distensible musculomembranous organ serving as a receptacle for fluid, such as the urinary bladder or gallbladder. **Urethra:** The canal leading from the bladder, discharging the urine externally. **Extracorporeal shockwave lithotripsy (ESWL):** Uses highly focused impulses projected and focused from outside the body to pulverize kidney stones anywhere in the urinary system. The stone usually is reduced to sand-like granules that can be passed in the patient's urine. **Ultrasonic lithotripsy:** Uses high frequency sound waves delivered through an electronic probe inserted into the ureter to break up the kidney stone. The fragments are passed by the patient or removed surgically. **Pyeloscopy:** Fluoroscopic observation of the pelvis and calyces of the kidney and the ureter, after the injection through the ureter of a radiopaque solution.

Gender	2012			2013			2014			2015			2016		
	Cases	Avg LOS	Avg Bill	Cases	Avg LOS	Avg Bill	Cases	Avg LOS	Avg Bill	Cases	Avg LOS	Avg Bill	Cases	Avg LOS	Avg Bill
Male	346	2.09	\$25,881	356	1.98	\$27,031	324	2.00	\$32,214	308	2.16	\$38,811	362	2.45	\$44,477
Female	321	2.01	\$26,129	384	2.02	\$28,790	373	2.26	\$33,186	312	2.25	\$39,444	341	2.36	\$43,712
Age Group	Cases	Avg LOS	Avg Bill	Cases	Avg LOS	Avg Bill	Cases	Avg LOS	Avg Bill	Cases	Avg LOS	Avg Bill	Cases	Avg LOS	Avg Bill
0-17	22	1.55	\$15,514	33	1.61	\$23,723	25	1.40	\$21,698	13	2.08	\$26,620	23	1.57	\$29,384
18-35	92	1.96	\$21,556	140	1.74	\$24,811	119	2.03	\$30,859	109	1.79	\$31,640	95	2.02	\$40,448
36-49	164	1.85	\$23,184	151	1.72	\$23,032	176	1.86	\$28,489	136	1.80	\$40,499	147	2.23	\$41,521
50-64	210	1.70	\$25,106	230	2.01	\$27,578	199	2.17	\$34,951	172	1.99	\$35,556	226	2.35	\$43,376
65+	179	2.77	\$33,205	186	2.49	\$35,491	178	2.56	\$37,258	190	2.93	\$46,537	212	2.84	\$49,912
Total	667	2.05	\$26,001	740	2.00	\$27,944	697	2.14	\$32,734	620	2.20	\$39,130	703	2.40	\$44,106

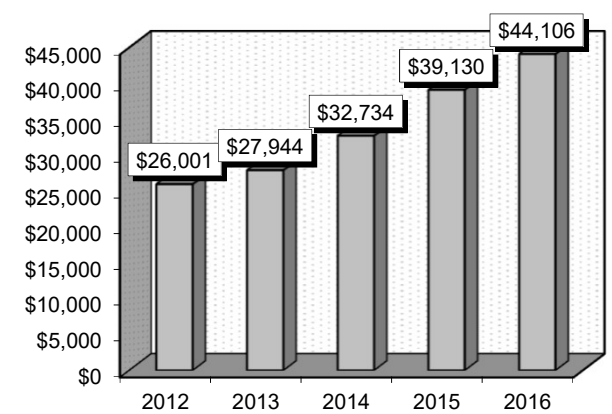
Patient Discharges (Cases)



Average Length of Stay (Avg LOS)



Average Billed Charges (Avg Bill)



County / Hospital	2012			2013			2014			2015			2016		
	Cases	Avg LOS	Avg Bill	Cases	Avg LOS	Avg Bill	Cases	Avg LOS	Avg Bill	Cases	Avg LOS	Avg Bill	Cases	Avg LOS	Avg Bill
Clark															
Centennial Hills	32	2.03	\$32,846	34	1.56	\$38,194	41	1.63	\$34,411	52	1.79	\$46,965	59	1.64	\$46,236
Desert Springs	9	1.56	\$28,414	8	2.50	\$41,370	40	1.55	\$34,927	60	2.17	\$45,539	54	2.02	\$50,919
Henderson Hospital	0	0.00	\$0	0	0.00	\$0	0	0.00	\$0	0	0.00	\$0	9	1.78	\$36,624
Mountain View	39	2.38	\$32,603	30	2.60	\$39,299	25	2.52	\$43,488	34	2.38	\$45,049	54	2.52	\$46,297
Mountain's Edge	0	0.00	\$0	0	0.00	\$0	0	0.00	\$0	0	0.00	\$0	5	2.80	\$13,469
North Vista	3	1.00	\$12,893	3	1.33	\$15,859	2	1.00	\$17,364	3	1.33	\$17,199	5	1.00	\$20,658
Southern Hills	21	1.33	\$20,465	13	1.15	\$21,633	5	2.20	\$50,984	9	1.78	\$38,176	4	1.50	\$23,602
Spring Valley	32	2.81	\$36,483	25	2.88	\$36,539	32	2.22	\$48,184	34	2.06	\$50,464	38	2.39	\$60,013
St. Rose-Rose de Lima	5	2.40	\$27,867	7	2.43	\$27,114	8	1.50	\$30,717	9	2.89	\$44,909	10	2.40	\$49,991
St. Rose-San Martin	9	2.11	\$26,297	10	1.90	\$34,122	14	2.79	\$37,285	14	3.07	\$46,656	9	2.33	\$55,509
St. Rose-Siena	21	1.52	\$25,337	18	1.44	\$25,951	23	2.70	\$38,599	22	3.00	\$53,438	31	2.48	\$46,320
Summerlin	59	2.51	\$41,450	95	2.64	\$48,070	71	1.77	\$44,299	55	2.13	\$49,607	79	2.05	\$48,909
Sunrise	81	1.93	\$30,314	114	1.63	\$29,926	145	2.00	\$36,283	101	2.38	\$43,787	103	2.36	\$47,486
UMC	189	2.09	\$20,345	204	1.99	\$17,978	144	2.30	\$22,988	72	2.08	\$27,926	83	3.83	\$44,301
Valley	16	2.13	\$33,917	17	1.82	\$34,365	19	3.79	\$48,671	34	1.79	\$35,891	29	3.14	\$60,079
Total	516	2.11	\$27,928	578	2.04	\$29,894	569	2.12	\$35,191	499	2.20	\$42,950	572	2.47	\$48,011
Washoe															
Carson Tahoe	34	1.68	\$17,267	18	1.56	\$22,139	11	2.00	\$23,284	17	3.00	\$27,616	19	1.79	\$23,426
Northern Nevada	4	2.00	\$32,404	1	1.00	\$10,005	0	0.00	\$0	0	0.00	\$0	12	1.75	\$40,404
Renown Regional	59	1.98	\$20,181	75	1.84	\$21,645	62	2.21	\$22,838	50	2.46	\$25,169	45	2.24	\$27,086
Renown S. Meadows	3	1.67	\$20,721	4	1.75	\$25,908	1	2.00	\$14,039	8	1.38	\$23,390	19	1.63	\$23,750
Saint Mary's	30	1.80	\$22,856	39	2.46	\$26,203	38	2.21	\$21,679	29	1.59	\$22,963	29	2.55	\$29,188
Sierra Surgery	0	0.00	\$0	0	0.00	\$0	0	0.00	\$0	0	0.00	\$0	0	0.00	\$0
Total	130	1.85	\$20,425	137	1.97	\$23,047	112	2.19	\$22,410	104	2.22	\$24,817	124	2.10	\$27,794
Rural															
Battle Mountain	0	0.00	\$0	0	0.00	\$0	0	0.00	\$0	0	0.00	\$0	0	0.00	\$0
Boulder City	2	1.50	\$17,385	0	0.00	\$0	0	0.00	\$0	0	0.00	\$0	0	0.00	\$0
Carson Valley	0	0.00	\$0	0	0.00	\$0	1	2.00	\$10,297	0	0.00	\$0	1	3.00	\$16,950
Churchill	5	1.20	\$9,238	1	1.00	\$5,315	0	0.00	\$0	0	0.00	\$0	0	0.00	\$0
Desert View	3	1.33	\$7,426	6	1.67	\$9,244	3	3.33	\$23,909	2	1.00	\$6,080	2	2.00	\$11,556
Grover C. Dils	0	0.00	\$0	1	1.00	\$1,910	1	2.00	\$6,630	1	3.00	\$3,036	0	0.00	\$0
Humboldt	1	1.00	\$3,180	0	0.00	\$0	2	2.00	\$7,666	3	2.33	\$19,192	1	1.00	\$4,292
Incline Village	0	0.00	\$0	0	0.00	\$0	0	0.00	\$0	0	0.00	\$0	0	0.00	\$0
Mesa View	0	0.00	\$0	0	0.00	\$0	0	0.00	\$0	2	1.50	\$5,652	0	0.00	\$0
Mount Grant	3	4.00	\$12,815	2	2.00	\$5,422	1	2.00	\$10,522	2	2.50	\$6,705	2	3.00	\$4,714
Northeastern	5	2.20	\$19,941	8	1.38	\$19,880	5	1.80	\$20,808	6	2.67	\$23,565	1	5.00	\$43,784
Nye	0	0.00	\$0	5	1.00	\$377	0	0.00	\$0	0	0.00	\$0	0	0.00	\$0
Pershing	0	0.00	\$0	1	1.00	\$3,354	0	0.00	\$0	1	2.00	\$8,460	0	0.00	\$0
South Lyon	0	0.00	\$0	1	1.00	\$4,431	1	4.00	\$13,423	0	0.00	\$0	0	0.00	\$0
William Bee Ririe	2	1.50	\$15,782	0	0.00	\$0	2	2.50	\$25,234	0	0.00	\$0	0	0.00	\$0
Total	21	1.90	\$13,149	25	1.36	\$9,690	16	2.38	\$17,652	17	2.24	\$14,549	7	2.71	\$13,938
All Counties	667	2.05	\$26,001	740	2.00	\$27,944	697	2.14	\$32,734	620	2.20	\$39,130	703	2.40	\$44,106

Cesarean Section With Complications (765)

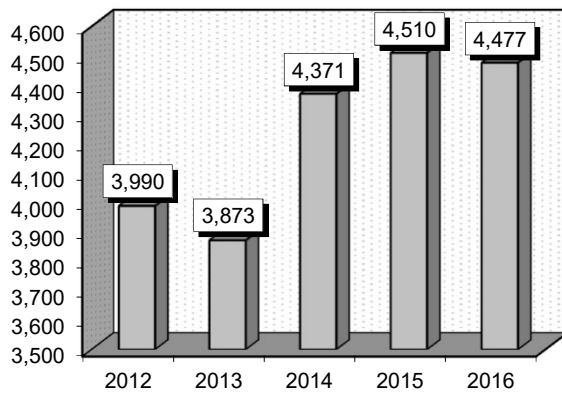
Procedures: that frequently accompanied Cesarean Section With Complications were: 1) Low cervical cesarean section (741), 2) Application or administration of an adhesion barrier substance (9977), 3) Medical induction of labor (734), 4) Other bilateral ligation and division of fallopian tubes (6632), 5) Administration of diphtheria-tetanus-pertussis, combined (9939), 6) Other bilateral destruction or occlusion of fallopian tubes (6639), 7) Other vacuum extraction (7279), 8) Other fetal monitoring (7534), 9) Other artificial rupture of membranes (7309), 10) Transfusion of packed cells (9904).

Definitions: **Antepartum:** Occurring in the period before childbirth. **Cesarean section:** A surgical procedure in which incisions are made through a woman's abdomen and uterus to deliver her baby. **Fallopian tube:** Either of the pair of tubes that carry the eggs from the ovary to the uterus called also uterine tube. **Peritoneum:** The serous membrane lining the cavity of the abdomen and covering the abdominal organs. **Adhesiolysis:** Severing of adhesive band(s); done by laparoscopy or laparotomy.

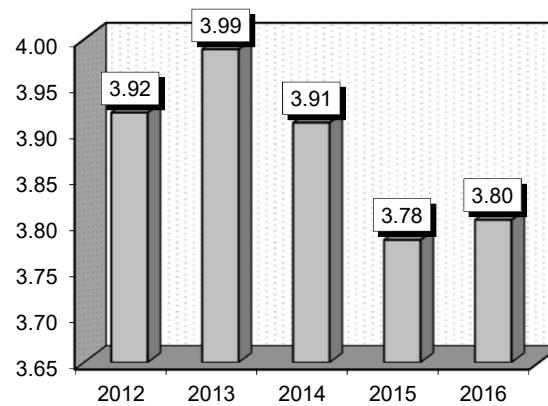
Comment: Common diagnoses associated with this procedure (listed in order of frequency) were: Mother had a previous cesarean delivery (65421), anemia (2859), abnormality in fetal heart rate or rhythm (65971), early onset of delivery (64421), advanced maternal age (65961), sterilization (V252).

Gender	2012			2013			2014			2015			2016		
	Cases	Avg LOS	Avg Bill	Cases	Avg LOS	Avg Bill	Cases	Avg LOS	Avg Bill	Cases	Avg LOS	Avg Bill	Cases	Avg LOS	Avg Bill
Male	0	0.00	\$0	0	0.00	\$0	0	0.00	\$0	0	0.00	\$0	0	0.00	\$0
Female	3,990	3.92	\$30,329	3,873	3.99	\$32,944	4,371	3.91	\$34,825	4,510	3.78	\$36,853	4,477	3.80	\$39,607
Age Group	Cases	Avg LOS	Avg Bill	Cases	Avg LOS	Avg Bill	Cases	Avg LOS	Avg Bill	Cases	Avg LOS	Avg Bill	Cases	Avg LOS	Avg Bill
0-17	48	4.10	\$29,830	39	3.51	\$30,547	42	4.17	\$40,523	41	4.39	\$38,336	31	4.74	\$47,724
18-35	3,157	3.88	\$30,119	3,103	3.98	\$32,606	3,462	3.87	\$34,768	3,590	3.73	\$36,250	3,597	3.75	\$39,160
36-49	782	4.07	\$31,212	731	4.06	\$34,506	865	4.07	\$34,810	877	3.96	\$39,279	847	3.99	\$41,179
50-64	3	4.33	\$29,019	0	0.00	\$0	2	3.50	\$20,181	2	4.00	\$24,582	2	3.50	\$52,469
65+	0	0.00	\$0	0	0.00	\$0	0	0.00	\$0	0	0.00	\$0	0	0.00	\$0
Total	3,990	3.92	\$30,329	3,873	3.99	\$32,944	4,371	3.91	\$34,825	4,510	3.78	\$36,853	4,477	3.80	\$39,607

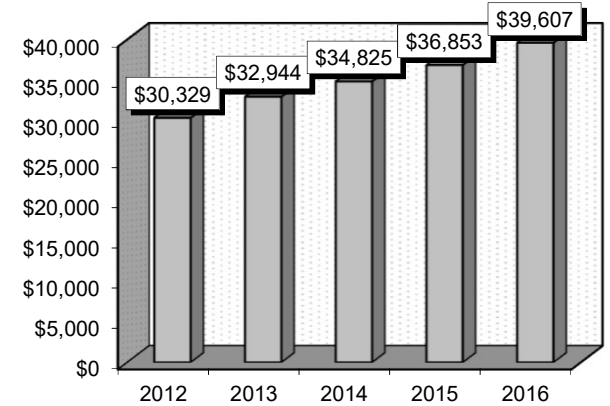
Patient Discharges (Cases)



Average Length of Stay (Avg LOS)



Average Billed Charges (Avg Bill)



County / Hospital	2012			2013			2014			2015			2016		
	Cases	Avg LOS	Avg Bill	Cases	Avg LOS	Avg Bill	Cases	Avg LOS	Avg Bill	Cases	Avg LOS	Avg Bill	Cases	Avg LOS	Avg Bill
Clark															
Centennial Hills	161	3.14	\$32,389	203	3.20	\$34,276	206	3.39	\$39,961	288	3.64	\$41,680	302	4.19	\$45,852
Desert Springs	0	0.00	\$0	0	0.00	\$0	0	0.00	\$0	0	0.00	\$0	0	0.00	\$0
Henderson Hospital	0	0.00	\$0	0	0.00	\$0	0	0.00	\$0	0	0.00	\$0	4	2.75	\$41,424
Mountain View	172	3.20	\$25,319	171	3.08	\$26,691	247	3.04	\$30,786	262	3.09	\$33,288	272	2.99	\$34,816
Mountain's Edge	0	0.00	\$0	0	0.00	\$0	0	0.00	\$0	0	0.00	\$0	0	0.00	\$0
North Vista	0	0.00	\$0	0	0.00	\$0	1	1.00	\$30,048	0	0.00	\$0	0	0.00	\$0
Southern Hills	232	3.47	\$27,041	185	3.28	\$27,341	239	3.27	\$30,067	284	3.16	\$31,737	241	3.33	\$35,816
Spring Valley	396	3.81	\$36,175	433	4.38	\$41,924	489	4.07	\$44,420	454	3.87	\$40,025	429	3.64	\$44,762
St. Rose-Rose de Lima	0	0.00	\$0	0	0.00	\$0	0	0.00	\$0	0	0.00	\$0	0	0.00	\$0
St. Rose-San Martin	84	3.17	\$30,340	90	3.26	\$33,278	99	3.15	\$33,516	132	3.27	\$38,753	182	3.45	\$39,891
St. Rose-Siena	451	3.83	\$33,373	434	3.44	\$33,460	470	3.64	\$36,926	541	3.87	\$38,319	482	3.87	\$40,435
Summerlin	536	5.00	\$39,223	564	4.73	\$44,514	653	4.96	\$46,859	740	4.40	\$47,716	735	4.27	\$50,869
Sunrise	466	3.69	\$28,800	452	3.63	\$28,492	601	3.83	\$32,650	633	3.62	\$34,214	615	3.78	\$38,808
UMC	374	3.49	\$26,156	330	3.46	\$27,629	379	3.25	\$28,525	351	3.49	\$39,999	306	3.58	\$42,308
Valley	260	3.81	\$37,131	183	4.16	\$42,790	44	3.43	\$44,165	0	0.00	\$0	0	0.00	\$0
Total	3,132	3.85	\$32,455	3,045	3.83	\$35,199	3,428	3.84	\$37,463	3,685	3.75	\$39,285	3,568	3.78	\$42,676
Washoe															
Carson Tahoe	76	2.75	\$28,194	70	3.11	\$31,116	76	2.78	\$29,243	83	2.73	\$29,401	108	2.91	\$30,874
Northern Nevada	0	0.00	\$0	0	0.00	\$0	0	0.00	\$0	0	0.00	\$0	0	0.00	\$0
Renown Regional	489	4.64	\$22,410	452	5.24	\$25,340	529	4.47	\$25,024	392	4.57	\$26,913	507	4.21	\$28,596
Renown S. Meadows	0	0.00	\$0	0	0.00	\$0	0	0.00	\$0	0	0.00	\$0	0	0.00	\$0
Saint Mary's	184	4.58	\$23,399	186	4.73	\$23,538	237	4.67	\$26,690	259	3.85	\$24,854	216	4.08	\$25,176
Sierra Surgery	0	0.00	\$0	0	0.00	\$0	0	0.00	\$0	0	0.00	\$0	0	0.00	\$0
Total	749	4.43	\$23,240	708	4.89	\$25,438	842	4.37	\$25,874	734	4.11	\$26,468	831	4.01	\$28,003
Rural															
Battle Mountain	0	0.00	\$0	0	0.00	\$0	0	0.00	\$0	0	0.00	\$0	0	0.00	\$0
Boulder City	0	0.00	\$0	0	0.00	\$0	0	0.00	\$0	0	0.00	\$0	0	0.00	\$0
Carson Valley	0	0.00	\$0	0	0.00	\$0	0	0.00	\$0	0	0.00	\$0	0	0.00	\$0
Churchill	44	2.39	\$16,581	49	2.33	\$18,364	42	2.19	\$18,860	26	2.31	\$16,936	21	2.24	\$16,807
Desert View	0	0.00	\$0	0	0.00	\$0	0	0.00	\$0	0	0.00	\$0	0	0.00	\$0
Grover C. Dils	0	0.00	\$0	0	0.00	\$0	0	0.00	\$0	0	0.00	\$0	0	0.00	\$0
Humboldt	6	2.67	\$19,732	9	2.89	\$19,628	7	2.86	\$20,331	16	2.69	\$21,170	7	2.43	\$26,149
Incline Village	0	0.00	\$0	0	0.00	\$0	0	0.00	\$0	0	0.00	\$0	0	0.00	\$0
Mesa View	12	2.50	\$16,345	9	3.11	\$26,283	9	2.78	\$17,997	4	2.50	\$20,985	9	3.00	\$20,663
Mount Grant	0	0.00	\$0	0	0.00	\$0	0	0.00	\$0	0	0.00	\$0	0	0.00	\$0
Northeastern	43	2.42	\$19,182	47	2.70	\$20,313	39	2.44	\$21,539	43	2.81	\$25,599	37	2.78	\$26,130
Nye	0	0.00	\$0	0	0.00	\$0	0	0.00	\$0	0	0.00	\$0	0	0.00	\$0
Pershing	0	0.00	\$0	0	0.00	\$0	0	0.00	\$0	0	0.00	\$0	0	0.00	\$0
South Lyon	0	0.00	\$0	0	0.00	\$0	0	0.00	\$0	0	0.00	\$0	0	0.00	\$0
William Bee Ririe	4	2.75	\$22,103	6	2.50	\$21,913	4	2.25	\$18,961	2	2.50	\$25,745	4	2.25	\$22,940
Total	109	2.44	\$17,957	120	2.58	\$19,993	101	2.39	\$19,923	91	2.63	\$22,145	78	2.60	\$22,827
All Counties	3,990	3.92	\$30,329	3,873	3.99	\$32,944	4,371	3.91	\$34,825	4,510	3.78	\$36,853	4,477	3.80	\$39,607

Cesarean Section Without Complications (766)

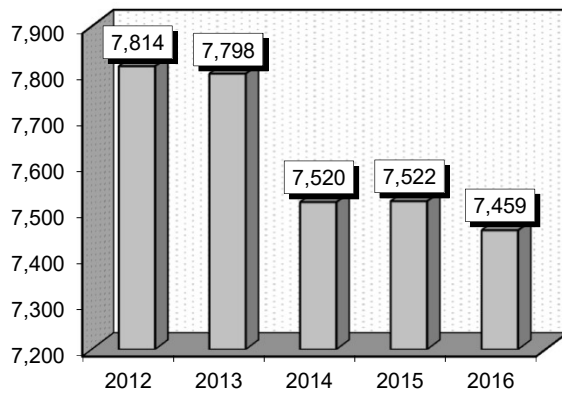
Procedures: that frequently accompanied Cesarean Section Without Complications were: 1) Low cervical cesarean section (741), 2) Application or administration of an adhesion barrier substance (9977), 3) Medical induction of labor (734), 4) Other bilateral ligation and division of fallopian tubes (6632), 5) Other bilateral destruction or occlusion of fallopian tubes (6639), 6) Administration of diphtheria-tetanus-pertussis, combined (9939), 7) Other vacuum extraction (7279), 8) Other artificial rupture of membranes (7309), 9) Other fetal monitoring (7534), 10) Prophylactic vaccination against influenza (9952).

Definitions: **Antepartum:** Occurring in the period before childbirth. **Cesarean section:** A surgical procedure in which incisions are made through a woman's abdomen and uterus to deliver her baby. **Fallopian tube:** Either of the pair of tubes that carry the eggs from the ovary to the uterus called also uterine tube. **Peritoneum:** The serous membrane lining the cavity of the abdomen and covering the abdominal organs. **Adhesiolysis:** Severing of adhesive band(s); done by laparoscopy or laparotomy.

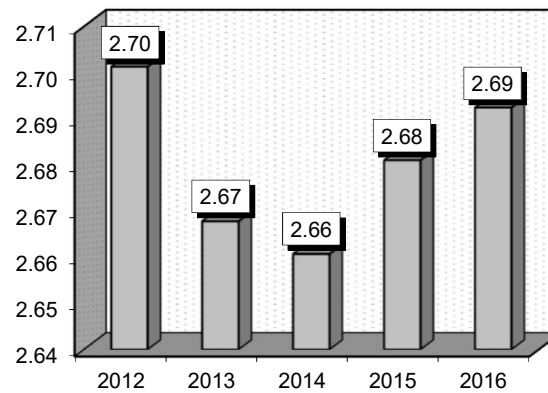
Comment: Common diagnoses associated with this procedure (listed in order of frequency) were: Mother had a previous cesarean delivery (65421), abnormality in fetal heart rate or rhythm (65971), sterilization (V252), cord entanglement (66331), elderly with previous pregnancy (65961), early onset delivery (64421), breach delivery (65221).

Gender	2012			2013			2014			2015			2016		
	Cases	Avg LOS	Avg Bill	Cases	Avg LOS	Avg Bill	Cases	Avg LOS	Avg Bill	Cases	Avg LOS	Avg Bill	Cases	Avg LOS	Avg Bill
Male	0	0.00	\$0	0	0.00	\$0	0	0.00	\$0	0	0.00	\$0	0	0.00	\$0
Female	7,814	2.70	\$22,825	7,798	2.67	\$24,530	7,520	2.66	\$25,974	7,522	2.68	\$27,611	7,459	2.69	\$30,054
Age Group	Cases	Avg LOS	Avg Bill	Cases	Avg LOS	Avg Bill	Cases	Avg LOS	Avg Bill	Cases	Avg LOS	Avg Bill	Cases	Avg LOS	Avg Bill
0-17	98	2.87	\$23,465	97	3.13	\$27,108	81	2.94	\$27,404	59	2.81	\$27,736	51	3.04	\$32,851
18-35	6,640	2.69	\$22,750	6,600	2.66	\$24,474	6,377	2.66	\$25,888	6,359	2.67	\$27,573	6,216	2.69	\$29,967
36-49	1,075	2.78	\$23,229	1,100	2.70	\$24,642	1,062	2.64	\$26,380	1,103	2.71	\$27,832	1,191	2.72	\$30,396
50-64	1	3.00	\$25,035	1	3.00	\$19,761	0	0.00	\$0	1	3.00	\$18,514	1	4.00	\$21,454
65+	0	0.00	\$0	0	0.00	\$0	0	0.00	\$0	0	0.00	\$0	0	0.00	\$0
Total	7,814	2.70	\$22,825	7,798	2.67	\$24,530	7,520	2.66	\$25,974	7,522	2.68	\$27,611	7,459	2.69	\$30,054

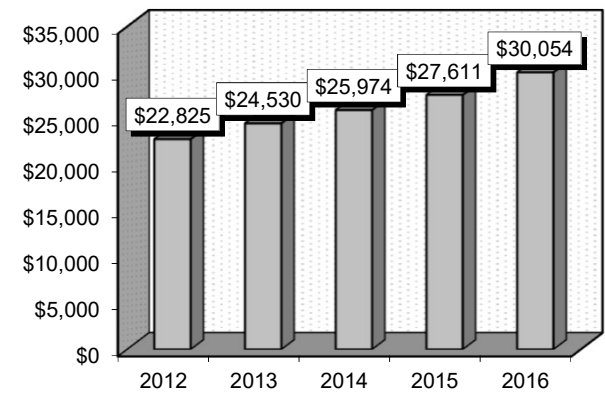
Patient Discharges (Cases)



Average Length of Stay (Avg LOS)



Average Billed Charges (Avg Bill)



County / Hospital	2012			2013			2014			2015			2016		
	Cases	Avg LOS	Avg Bill	Cases	Avg LOS	Avg Bill	Cases	Avg LOS	Avg Bill	Cases	Avg LOS	Avg Bill	Cases	Avg LOS	Avg Bill
Clark															
Centennial Hills	381	2.71	\$28,430	437	2.54	\$29,620	565	2.58	\$30,901	496	2.59	\$32,858	570	2.69	\$35,924
Desert Springs	0	0.00	\$0	0	0.00	\$0	0	0.00	\$0	0	0.00	\$0	0	0.00	\$0
Henderson Hospital	0	0.00	\$0	0	0.00	\$0	0	0.00	\$0	0	0.00	\$0	8	2.25	\$34,037
Mountain View	403	2.51	\$19,093	390	2.54	\$21,497	443	2.58	\$25,499	599	2.52	\$25,828	480	2.53	\$27,120
Mountain's Edge	0	0.00	\$0	0	0.00	\$0	0	0.00	\$0	0	0.00	\$0	0	0.00	\$0
North Vista	0	0.00	\$0	0	0.00	\$0	0	0.00	\$0	0	0.00	\$0	0	0.00	\$0
Southern Hills	288	2.56	\$21,305	319	2.52	\$22,621	337	2.62	\$24,742	390	2.64	\$26,907	340	2.55	\$29,833
Spring Valley	749	2.86	\$28,489	791	2.80	\$31,600	848	2.70	\$32,637	702	2.62	\$32,847	631	2.52	\$35,886
St. Rose-Rose de Lima	0	0.00	\$0	0	0.00	\$0	0	0.00	\$0	0	0.00	\$0	0	0.00	\$0
St. Rose-San Martin	252	2.66	\$26,017	228	2.62	\$26,906	238	2.74	\$30,052	273	2.68	\$31,114	304	2.65	\$33,234
St. Rose-Siena	897	2.66	\$25,331	898	2.65	\$27,268	773	2.72	\$29,398	861	2.67	\$30,914	1,010	2.68	\$32,597
Summerlin	929	2.84	\$27,808	892	2.76	\$31,552	976	2.71	\$32,170	1,082	2.66	\$33,707	1,247	2.70	\$36,875
Sunrise	1,035	2.53	\$19,496	1,098	2.55	\$20,055	1,125	2.56	\$21,357	1,157	2.62	\$23,589	1,059	2.64	\$25,272
UMC	665	2.45	\$17,881	630	2.46	\$18,417	566	2.29	\$19,595	425	2.39	\$26,102	327	2.49	\$28,695
Valley	614	2.63	\$27,246	501	2.43	\$30,220	122	2.51	\$32,597	0	0.00	\$0	0	0.00	\$0
Total	6,213	2.65	\$24,128	6,184	2.61	\$26,046	5,993	2.61	\$27,555	5,985	2.61	\$29,288	5,976	2.63	\$32,080
Washoe															
Carson Tahoe	139	2.36	\$25,575	177	2.41	\$25,460	146	2.39	\$25,999	190	2.43	\$26,854	166	2.40	\$26,653
Northern Nevada	0	0.00	\$0	0	0.00	\$0	0	0.00	\$0	0	0.00	\$0	0	0.00	\$0
Renown Regional	729	3.21	\$16,833	752	3.23	\$17,734	679	3.21	\$19,221	700	3.30	\$20,915	712	3.30	\$22,309
Renown S. Meadows	0	0.00	\$0	0	0.00	\$0	0	0.00	\$0	0	0.00	\$0	0	0.00	\$0
Saint Mary's	397	3.05	\$18,228	381	2.98	\$18,740	394	2.86	\$19,187	376	2.96	\$19,476	355	2.85	\$19,846
Sierra Surgery	0	0.00	\$0	0	0.00	\$0	0	0.00	\$0	0	0.00	\$0	0	0.00	\$0
Total	1,265	3.06	\$18,231	1,310	3.05	\$19,070	1,219	3.00	\$20,022	1,266	3.07	\$21,379	1,233	3.05	\$22,185
Rural															
Battle Mountain	0	0.00	\$0	0	0.00	\$0	0	0.00	\$0	0	0.00	\$0	0	0.00	\$0
Boulder City	0	0.00	\$0	0	0.00	\$0	0	0.00	\$0	0	0.00	\$0	0	0.00	\$0
Carson Valley	0	0.00	\$0	0	0.00	\$0	0	0.00	\$0	0	0.00	\$0	0	0.00	\$0
Churchill	89	2.11	\$15,455	72	2.17	\$15,980	82	2.17	\$16,629	73	2.07	\$15,289	66	2.03	\$15,953
Desert View	0	0.00	\$0	0	0.00	\$0	0	0.00	\$0	0	0.00	\$0	0	0.00	\$0
Grover C. Dils	0	0.00	\$0	0	0.00	\$0	0	0.00	\$0	0	0.00	\$0	0	0.00	\$0
Humboldt	43	2.86	\$17,297	49	2.73	\$18,861	49	2.63	\$21,443	61	2.54	\$20,877	40	2.40	\$20,592
Incline Village	0	0.00	\$0	0	0.00	\$0	0	0.00	\$0	0	0.00	\$0	0	0.00	\$0
Mesa View	32	2.47	\$15,942	20	2.55	\$16,034	27	2.48	\$16,859	34	2.56	\$17,909	28	2.93	\$19,519
Mount Grant	0	0.00	\$0	0	0.00	\$0	0	0.00	\$0	0	0.00	\$0	0	0.00	\$0
Northeastern	154	2.06	\$15,829	149	2.11	\$17,279	137	2.24	\$19,541	93	2.68	\$22,666	98	2.54	\$23,634
Nye	0	0.00	\$0	0	0.00	\$0	0	0.00	\$0	0	0.00	\$0	0	0.00	\$0
Pershing	0	0.00	\$0	0	0.00	\$0	0	0.00	\$0	0	0.00	\$0	0	0.00	\$0
South Lyon	0	0.00	\$0	0	0.00	\$0	0	0.00	\$0	0	0.00	\$0	0	0.00	\$0
William Bee Ririe	18	2.33	\$17,503	14	2.29	\$18,606	13	1.92	\$17,885	10	2.50	\$22,929	18	2.17	\$20,657
Total	336	2.23	\$16,018	304	2.26	\$17,205	308	2.29	\$18,763	271	2.46	\$19,689	250	2.40	\$20,445
All Counties	7,814	2.70	\$22,825	7,798	2.67	\$24,530	7,520	2.66	\$25,974	7,522	2.68	\$27,611	7,459	2.69	\$30,054

Vaginal Delivery With Complicating Diagnoses (774)

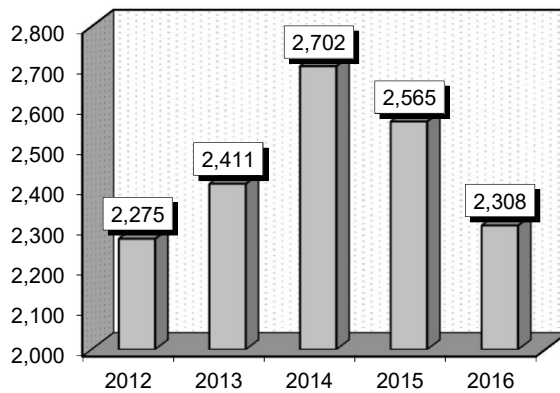
Procedures: that frequently accompanied Vaginal Delivery With Complicating Diagnoses were: 1) Other manually assisted delivery (7359), 2) Repair of other current obstetric laceration (7569), 3) Medical induction of labor (734), 4) Other artificial rupture of membranes (7309), 5) Administration of diphtheria-tetanus-pertussis, combined (9939), 6) Episiotomy (736), 7) Manual removal of retained placenta (754), 8) Other vacuum extraction (7279), 9) Prophylactic vaccination against influenza (9952), 10) Other fetal monitoring (7534).

Definitions: **Antepartum:** Occurring in the period before childbirth. **Vaginal delivery:** The birth of a fetus through the vagina. **Laceration:** A wound produced by the tearing of body tissue, as distinguished from a cut or incision. **Episiotomy:** A surgical incision made in the area between the vagina and anus (perineum). This is done during the last stages of labor and delivery to expand the opening of the vagina to prevent tearing during the delivery of the baby. **Perineum:** The mucocutaneous tissue between the posterior scrotum or vagina and the anal sphincter.

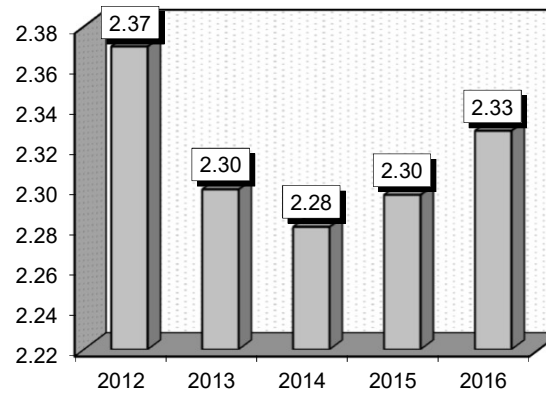
Comment: Common diagnoses associated with this procedure (listed in order of frequency) were: Perineal laceration, rupture, or tear involving: fourchette, hymen, labia, skin, vagina, vulva, pelvic floor, perineal muscles, vaginal muscles, (66401, 4, 11), cord entanglement (66331), abnormality in fetal heart rate or rhythm (6597), other specified infectious and parasitic diseases (6478), early onset delivery (64221).

Gender	2012			2013			2014			2015			2016		
	Cases	Avg LOS	Avg Bill	Cases	Avg LOS	Avg Bill	Cases	Avg LOS	Avg Bill	Cases	Avg LOS	Avg Bill	Cases	Avg LOS	Avg Bill
Male	0	0.00	\$0	0	0.00	\$0	0	0.00	\$0	0	0.00	\$0	0	0.00	\$0
Female	2,275	2.37	\$16,436	2,411	2.30	\$16,780	2,702	2.28	\$18,003	2,565	2.30	\$20,412	2,308	2.33	\$22,291
Age Group	Cases	Avg LOS	Avg Bill	Cases	Avg LOS	Avg Bill	Cases	Avg LOS	Avg Bill	Cases	Avg LOS	Avg Bill	Cases	Avg LOS	Avg Bill
0-17	81	2.99	\$18,424	61	2.49	\$17,615	81	2.28	\$16,762	66	2.23	\$18,925	56	2.50	\$26,141
18-35	1,943	2.35	\$16,298	2,052	2.30	\$16,703	2,299	2.23	\$17,726	2,169	2.30	\$20,398	1,984	2.31	\$22,064
36-49	251	2.32	\$16,857	298	2.24	\$17,139	321	2.61	\$20,285	330	2.28	\$20,799	266	2.47	\$23,248
50-64	0	0.00	\$0	0	0.00	\$0	1	3.00	\$20,792	0	0.00	\$0	2	1.50	\$12,048
65+	0	0.00	\$0	0	0.00	\$0	0	0.00	\$0	0	0.00	\$0	0	0.00	\$0
Total	2,275	2.37	\$16,436	2,411	2.30	\$16,780	2,702	2.28	\$18,003	2,565	2.30	\$20,412	2,308	2.33	\$22,291

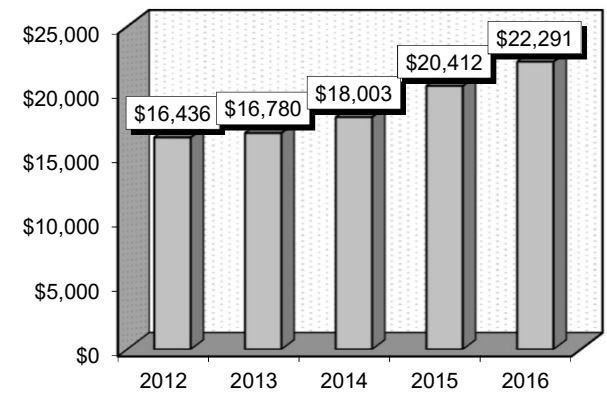
Patient Discharges (Cases)



Average Length of Stay (Avg LOS)



Average Billed Charges (Avg Bill)



County / Hospital	2012			2013			2014			2015			2016		
	Cases	Avg LOS	Avg Bill	Cases	Avg LOS	Avg Bill	Cases	Avg LOS	Avg Bill	Cases	Avg LOS	Avg Bill	Cases	Avg LOS	Avg Bill
Clark															
Centennial Hills	136	2.14	\$19,542	204	1.95	\$19,292	232	2.10	\$21,553	204	2.14	\$24,950	185	2.41	\$30,132
Desert Springs	0	0.00	\$0	0	0.00	\$0	0	0.00	\$0	0	0.00	\$0	1	3.00	\$65,904
Henderson Hospital	0	0.00	\$0	0	0.00	\$0	0	0.00	\$0	0	0.00	\$0	3	2.67	\$41,586
Mountain View	95	2.19	\$13,910	121	1.93	\$13,550	146	2.12	\$17,445	138	2.06	\$17,429	112	2.03	\$18,072
Mountain's Edge	0	0.00	\$0	0	0.00	\$0	0	0.00	\$0	0	0.00	\$0	0	0.00	\$0
North Vista	0	0.00	\$0	0	0.00	\$0	0	0.00	\$0	0	0.00	\$0	0	0.00	\$0
Southern Hills	122	2.01	\$16,788	116	2.33	\$17,472	125	2.17	\$16,187	129	2.31	\$22,171	76	2.50	\$25,658
Spring Valley	110	2.80	\$21,192	166	2.30	\$22,587	219	2.82	\$24,203	150	2.45	\$27,627	159	2.36	\$26,818
St. Rose-Rose de Lima	0	0.00	\$0	0	0.00	\$0	0	0.00	\$0	0	0.00	\$0	0	0.00	\$0
St. Rose-San Martin	46	2.33	\$21,653	41	2.32	\$25,394	67	2.01	\$24,602	79	2.56	\$29,909	94	2.93	\$31,503
St. Rose-Siena	164	2.26	\$21,123	154	2.12	\$24,453	158	2.70	\$29,566	144	2.08	\$26,669	154	2.38	\$29,745
Summerlin	162	3.02	\$30,082	194	2.78	\$27,439	251	2.86	\$28,813	337	2.51	\$28,337	328	2.34	\$30,224
Sunrise	174	3.04	\$20,615	187	2.41	\$17,298	212	2.24	\$17,858	281	2.31	\$19,938	196	2.18	\$22,092
UMC	446	2.41	\$12,151	442	2.50	\$11,501	469	1.97	\$11,453	379	2.19	\$16,379	285	2.22	\$17,655
Valley	101	1.95	\$18,812	86	2.16	\$22,852	16	3.56	\$30,603	0	0.00	\$0	0	0.00	\$0
Total	1,556	2.45	\$18,379	1,711	2.33	\$18,565	1,895	2.33	\$20,090	1,841	2.29	\$22,848	1,593	2.33	\$25,625
Washoe															
Carson Tahoe	97	1.88	\$12,871	102	2.36	\$12,355	113	1.90	\$13,186	107	1.87	\$13,399	137	1.92	\$13,396
Northern Nevada	0	0.00	\$0	0	0.00	\$0	0	0.00	\$0	0	0.00	\$0	0	0.00	\$0
Renown Regional	381	2.34	\$11,706	387	2.33	\$12,546	489	2.19	\$12,714	394	2.53	\$14,256	368	2.53	\$15,968
Renown S. Meadows	0	0.00	\$0	0	0.00	\$0	0	0.00	\$0	0	0.00	\$0	0	0.00	\$0
Saint Mary's	166	2.27	\$13,600	108	2.31	\$13,268	117	2.51	\$15,085	147	2.35	\$14,351	143	2.41	\$14,196
Sierra Surgery	0	0.00	\$0	0	0.00	\$0	0	0.00	\$0	0	0.00	\$0	0	0.00	\$0
Total	644	2.25	\$12,369	597	2.33	\$12,644	719	2.20	\$13,174	648	2.38	\$14,136	648	2.38	\$15,033
Rural															
Battle Mountain	0	0.00	\$0	0	0.00	\$0	0	0.00	\$0	0	0.00	\$0	0	0.00	\$0
Boulder City	0	0.00	\$0	0	0.00	\$0	0	0.00	\$0	0	0.00	\$0	0	0.00	\$0
Carson Valley	0	0.00	\$0	0	0.00	\$0	0	0.00	\$0	0	0.00	\$0	0	0.00	\$0
Churchill	21	1.48	\$7,550	37	1.68	\$7,630	29	1.59	\$9,277	15	1.53	\$8,047	14	1.64	\$8,674
Desert View	0	0.00	\$0	0	0.00	\$0	0	0.00	\$0	0	0.00	\$0	0	0.00	\$0
Grover C. Dils	0	0.00	\$0	0	0.00	\$0	0	0.00	\$0	0	0.00	\$0	0	0.00	\$0
Humboldt	7	1.29	\$8,140	10	1.60	\$8,399	9	1.33	\$7,109	10	1.00	\$6,568	5	1.60	\$7,227
Incline Village	0	0.00	\$0	0	0.00	\$0	0	0.00	\$0	0	0.00	\$0	0	0.00	\$0
Mesa View	9	2.67	\$12,751	5	2.00	\$10,333	6	2.17	\$8,569	1	2.00	\$5,828	8	1.63	\$6,514
Mount Grant	0	0.00	\$0	0	0.00	\$0	0	0.00	\$0	0	0.00	\$0	0	0.00	\$0
Northeastern	27	1.41	\$13,648	42	1.45	\$14,560	38	2.00	\$16,963	41	2.05	\$19,952	34	1.85	\$18,523
Nye	0	0.00	\$0	0	0.00	\$0	0	0.00	\$0	0	0.00	\$0	0	0.00	\$0
Pershing	0	0.00	\$0	0	0.00	\$0	0	0.00	\$0	0	0.00	\$0	0	0.00	\$0
South Lyon	0	0.00	\$0	0	0.00	\$0	0	0.00	\$0	0	0.00	\$0	0	0.00	\$0
William Bee Ririe	11	1.82	\$11,679	9	1.89	\$12,615	6	1.67	\$11,982	9	2.11	\$13,697	6	1.67	\$7,665
Total	75	1.63	\$11,030	103	1.61	\$11,097	88	1.78	\$12,510	76	1.82	\$14,915	67	1.75	\$13,216
All Counties	2,275	2.37	\$16,436	2,411	2.30	\$16,780	2,702	2.28	\$18,003	2,565	2.30	\$20,412	2,308	2.33	\$22,291

Vaginal Delivery Without Complicating Diagnoses (775)

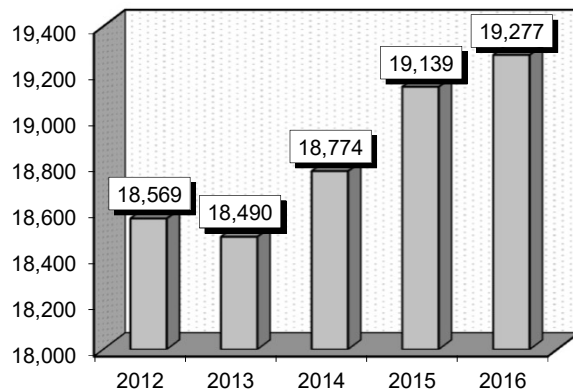
Procedures: that frequently accompanied Vaginal Delivery Without Complicating Diagnoses were: 1) Other manually assisted delivery (7359), 2) Repair of other current obstetric laceration (7569), 3) Other artificial rupture of membranes (7309), 4) Medical induction of labor (734), 5) Episiotomy (736), 6) Administration of diphtheria-tetanus-pertussis, combined (9939), 7) Other vacuum extraction (7279), 8) Other fetal monitoring (7534), 9) Prophylactic vaccination against influenza (9952), 10) Induction of labor by artificial rupture of membranes (7301).

Definitions: **Antepartum:** Occurring in the period before childbirth. **Vaginal delivery:** The birth of a fetus through the vagina. **Laceration:** A wound produced by the tearing of body tissue, as distinguished from a cut or incision. **Episiotomy:** A surgical incision made in the area between the vagina and anus (perineum). This is done during the last stages of labor and delivery to expand the opening of the vagina to prevent tearing during the delivery of the baby. **Perineum:** The mucocutaneous tissue between the posterior scrotum or vagina and the anal sphincter.

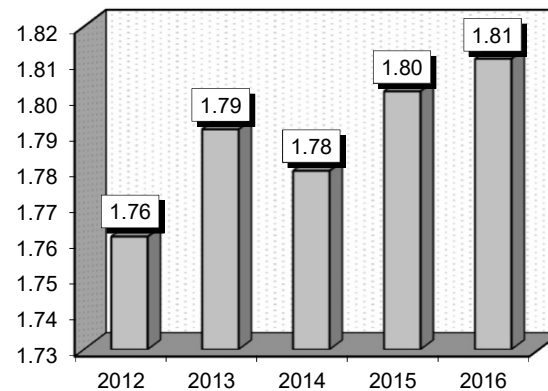
Comment: Diagnoses included in this procedure include, but are not limited to, normal delivery, drug dependence-delivered, twin pregnancy-delivered, premature rupture of membranes-delivered, breech presentation-delivered, maternal stress-delivered, and cord prolapse-delivered. Common diagnoses associated with this DRG (listed in order of frequency) are: Perineal laceration, rupture, or tear involving: fourchette, hymen, labia, skin, vagina, vulva, pelvic floor, perineal muscles, vaginal muscles, (66401, 4, 11), cord entanglement (66331), pregnancy over 40 completed weeks to 42 completed weeks gestation (6451).

Gender	2012			2013			2014			2015			2016		
	Cases	Avg LOS	Avg Bill	Cases	Avg LOS	Avg Bill	Cases	Avg LOS	Avg Bill	Cases	Avg LOS	Avg Bill	Cases	Avg LOS	Avg Bill
Male	0	0.00	\$0	0	0.00	\$0	0	0.00	\$0	0	0.00	\$0	0	0.00	\$0
Female	18,569	1.76	\$13,512	18,490	1.79	\$14,584	18,774	1.78	\$15,674	19,139	1.80	\$17,012	19,277	1.81	\$18,496
Age Group	Cases	Avg LOS	Avg Bill	Cases	Avg LOS	Avg Bill	Cases	Avg LOS	Avg Bill	Cases	Avg LOS	Avg Bill	Cases	Avg LOS	Avg Bill
0-17	621	1.94	\$13,605	481	1.94	\$14,445	456	1.93	\$15,769	454	1.98	\$16,961	399	2.01	\$18,046
18-35	16,421	1.75	\$13,459	16,401	1.79	\$14,586	16,659	1.78	\$15,673	16,902	1.80	\$17,013	17,028	1.81	\$18,461
36-49	1,527	1.79	\$14,042	1,608	1.73	\$14,609	1,659	1.74	\$15,652	1,783	1.81	\$17,018	1,850	1.80	\$18,914
50-64	0	0.00	\$0	0	0.00	\$0	0	0.00	\$0	0	0.00	\$0	0	0.00	\$0
65+	0	0.00	\$0	0	0.00	\$0	0	0.00	\$0	0	0.00	\$0	0	0.00	\$0
Total	18,569	1.76	\$13,512	18,490	1.79	\$14,584	18,774	1.78	\$15,674	19,139	1.80	\$17,012	19,277	1.81	\$18,496

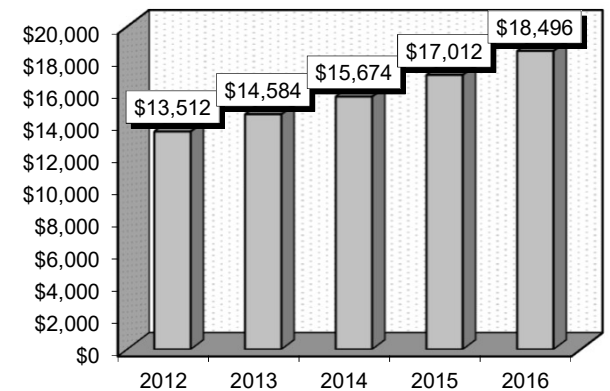
Patient Discharges (Cases)



Average Length of Stay (Avg LOS)



Average Billed Charges (Avg Bill)



County / Hospital	2012			2013			2014			2015			2016		
	Cases	Avg LOS	Avg Bill	Cases	Avg LOS	Avg Bill	Cases	Avg LOS	Avg Bill	Cases	Avg LOS	Avg Bill	Cases	Avg LOS	Avg Bill
Clark															
Centennial Hills	865	1.70	\$17,119	1,068	1.70	\$17,481	1,416	1.72	\$19,181	1,528	1.71	\$21,464	1,705	1.71	\$22,880
Desert Springs	0	0.00	\$0	0	0.00	\$0	0	0.00	\$0	0	0.00	\$0	0	0.00	\$0
Henderson Hospital	0	0.00	\$0	0	0.00	\$0	0	0.00	\$0	0	0.00	\$0	11	1.64	\$24,044
Mountain View	1,050	1.77	\$10,993	1,016	1.74	\$11,471	1,234	1.80	\$15,356	1,434	1.78	\$14,808	1,390	1.77	\$15,224
Mountain's Edge	0	0.00	\$0	0	0.00	\$0	0	0.00	\$0	0	0.00	\$0	0	0.00	\$0
North Vista	1	1.00	\$7,099	0	0.00	\$0	0	0.00	\$0	0	0.00	\$0	0	0.00	\$0
Southern Hills	584	1.80	\$14,067	634	1.80	\$13,569	714	1.81	\$14,315	702	1.90	\$18,011	626	1.86	\$20,582
Spring Valley	1,129	1.96	\$17,097	1,233	2.06	\$19,717	1,618	2.03	\$20,618	1,350	1.96	\$21,949	1,286	1.76	\$23,010
St. Rose-Rose de Lima	0	0.00	\$0	0	0.00	\$0	0	0.00	\$0	0	0.00	\$0	0	0.00	\$0
St. Rose-San Martin	533	1.84	\$18,496	557	1.73	\$20,352	526	1.85	\$22,055	635	1.94	\$23,861	757	1.88	\$25,157
St. Rose-Siena	1,797	1.77	\$18,911	1,769	1.80	\$21,118	1,752	1.83	\$22,803	1,743	1.86	\$23,871	2,006	1.84	\$25,087
Summerlin	1,934	1.84	\$18,906	1,832	1.92	\$21,635	1,997	1.86	\$21,794	2,502	1.88	\$23,239	2,720	1.96	\$24,950
Sunrise	2,446	1.81	\$12,308	2,528	1.83	\$12,756	2,588	1.84	\$13,764	2,563	1.87	\$15,114	2,552	1.87	\$16,461
UMC	1,914	1.84	\$8,237	1,772	1.83	\$7,823	1,723	1.59	\$8,654	1,565	1.57	\$10,993	1,502	1.70	\$11,975
Valley	1,377	1.57	\$15,885	1,165	1.61	\$17,926	256	1.66	\$18,754	0	0.00	\$0	1	1.00	\$18,035
Total	13,630	1.79	\$14,822	13,574	1.82	\$16,101	13,864	1.81	\$17,372	14,022	1.83	\$19,052	14,556	1.83	\$20,621
Washoe															
Carson Tahoe	548	1.48	\$10,236	543	1.53	\$10,283	529	1.57	\$10,773	589	1.56	\$11,378	459	1.63	\$11,188
Northern Nevada	0	0.00	\$0	0	0.00	\$0	0	0.00	\$0	0	0.00	\$0	0	0.00	\$0
Renown Regional	2,348	1.82	\$9,848	2,382	1.80	\$10,314	2,310	1.78	\$10,843	2,429	1.85	\$11,702	2,376	1.88	\$12,634
Renown S. Meadows	0	0.00	\$0	0	0.00	\$0	0	0.00	\$0	0	0.00	\$0	0	0.00	\$0
Saint Mary's	1,135	1.72	\$10,328	1,081	1.86	\$10,742	1,160	1.74	\$11,304	1,328	1.77	\$11,427	1,227	1.78	\$11,407
Sierra Surgery	0	0.00	\$0	0	0.00	\$0	0	0.00	\$0	0	0.00	\$0	0	0.00	\$0
Total	4,031	1.75	\$10,036	4,006	1.78	\$10,425	3,999	1.74	\$10,967	4,346	1.79	\$11,574	4,062	1.82	\$12,100
Rural															
Battle Mountain	0	0.00	\$0	0	0.00	\$0	0	0.00	\$0	0	0.00	\$0	0	0.00	\$0
Boulder City	0	0.00	\$0	0	0.00	\$0	0	0.00	\$0	0	0.00	\$0	0	0.00	\$0
Carson Valley	0	0.00	\$0	0	0.00	\$0	0	0.00	\$0	0	0.00	\$0	0	0.00	\$0
Churchill	218	1.30	\$6,450	196	1.42	\$6,892	233	1.39	\$7,228	205	1.48	\$7,513	168	1.35	\$7,346
Desert View	0	0.00	\$0	0	0.00	\$0	0	0.00	\$0	0	0.00	\$0	0	0.00	\$0
Grover C. Dils	0	0.00	\$0	0	0.00	\$0	0	0.00	\$0	0	0.00	\$0	0	0.00	\$0
Humboldt	189	1.24	\$6,499	188	1.23	\$6,596	160	1.24	\$6,787	184	1.23	\$6,319	167	1.23	\$6,709
Incline Village	0	0.00	\$0	0	0.00	\$0	0	0.00	\$0	0	0.00	\$0	0	0.00	\$0
Mesa View	80	1.45	\$5,309	63	1.56	\$6,314	71	1.68	\$6,404	63	1.56	\$6,257	50	1.54	\$6,149
Mount Grant	0	0.00	\$0	0	0.00	\$0	0	0.00	\$0	0	0.00	\$0	0	0.00	\$0
Northeastern	373	1.40	\$12,915	414	1.51	\$13,984	400	1.51	\$14,461	288	1.53	\$16,525	243	1.55	\$17,503
Nye	1	1.00	\$5,522	0	0.00	\$0	0	0.00	\$0	0	0.00	\$0	0	0.00	\$0
Pershing	0	0.00	\$0	0	0.00	\$0	0	0.00	\$0	0	0.00	\$0	0	0.00	\$0
South Lyon	0	0.00	\$0	1	1.00	\$6,840	2	1.00	\$7,073	0	0.00	\$0	0	0.00	\$0
William Bee Ririe	47	1.79	\$11,521	48	1.65	\$11,431	45	1.76	\$11,711	31	1.39	\$9,469	31	1.45	\$10,324
Total	908	1.37	\$9,277	910	1.44	\$10,257	911	1.45	\$10,483	771	1.44	\$10,570	659	1.41	\$10,979
All Counties	18,569	1.76	\$13,512	18,490	1.79	\$14,584	18,774	1.78	\$15,674	19,139	1.80	\$17,012	19,277	1.81	\$18,496

False Labor (780)

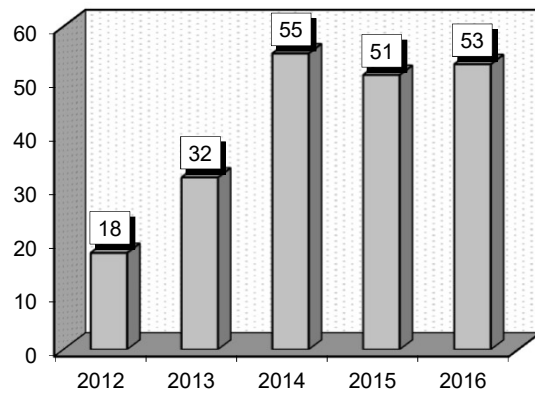
Diagnoses: that frequently accompanied False Labor were: 1) Other threatened labor, antepartum condition or complication (64413).

Definitions: False labor: Regular or irregular contractions of the uterus with no changes in the cervix. The experience of contractions that do not open or thin the cervix. Compared to true labor, false labor contractions may occur irregularly and do not get closer together. False labor contractions may stop when you walk or change position.

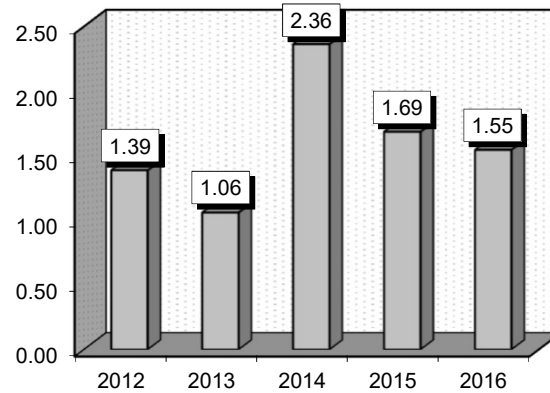
Comment: Procedures related to false labor are: Fetal monitoring (7534) and diagnostic amniocentesis (751).

Gender	2012			2013			2014			2015			2016		
	Cases	Avg LOS	Avg Bill	Cases	Avg LOS	Avg Bill	Cases	Avg LOS	Avg Bill	Cases	Avg LOS	Avg Bill	Cases	Avg LOS	Avg Bill
Male	0	0.00	\$0	0	0.00	\$0	0	0.00	\$0	0	0.00	\$0	0	0.00	\$0
Female	18	1.39	\$6,104	32	1.06	\$5,612	55	2.36	\$13,003	51	1.69	\$9,025	53	1.55	\$10,646
Age Group	Cases	Avg LOS	Avg Bill	Cases	Avg LOS	Avg Bill	Cases	Avg LOS	Avg Bill	Cases	Avg LOS	Avg Bill	Cases	Avg LOS	Avg Bill
0-17	0	0.00	\$0	4	1.00	\$5,004	2	1.00	\$6,299	1	1.00	\$5,183	1	1.00	\$2,941
18-35	17	1.41	\$6,302	24	1.08	\$5,636	49	2.51	\$13,761	48	1.73	\$9,286	48	1.54	\$10,899
36-49	1	1.00	\$2,752	4	1.00	\$6,074	4	1.25	\$7,070	2	1.00	\$4,677	4	1.75	\$9,535
50-64	0	0.00	\$0	0	0.00	\$0	0	0.00	\$0	0	0.00	\$0	0	0.00	\$0
65+	0	0.00	\$0	0	0.00	\$0	0	0.00	\$0	0	0.00	\$0	0	0.00	\$0
Total	18	1.39	\$6,104	32	1.06	\$5,612	55	2.36	\$13,003	51	1.69	\$9,025	53	1.55	\$10,646

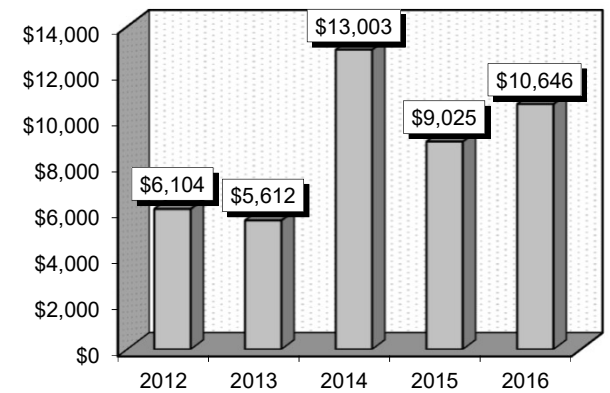
Patient Discharges (Cases)



Average Length of Stay (Avg LOS)



Average Billed Charges (Avg Bill)



County / Hospital	2012			2013			2014			2015			2016		
	Cases	Avg LOS	Avg Bill	Cases	Avg LOS	Avg Bill	Cases	Avg LOS	Avg Bill	Cases	Avg LOS	Avg Bill	Cases	Avg LOS	Avg Bill
Clark															
Centennial Hills	0	0.00	\$0	2	1.00	\$6,344	0	0.00	\$0	2	8.50	\$49,448	3	1.00	\$8,436
Desert Springs	0	0.00	\$0	0	0.00	\$0	0	0.00	\$0	0	0.00	\$0	0	0.00	\$0
Henderson Hospital	0	0.00	\$0	0	0.00	\$0	0	0.00	\$0	0	0.00	\$0	0	0.00	\$0
Mountain View	0	0.00	\$0	0	0.00	\$0	0	0.00	\$0	1	1.00	\$3,344	1	1.00	\$5,222
Mountain's Edge	0	0.00	\$0	0	0.00	\$0	0	0.00	\$0	0	0.00	\$0	0	0.00	\$0
North Vista	0	0.00	\$0	0	0.00	\$0	0	0.00	\$0	0	0.00	\$0	0	0.00	\$0
Southern Hills	0	0.00	\$0	2	1.00	\$6,083	1	1.00	\$2	4	1.00	\$3,088	4	1.75	\$14,676
Spring Valley	1	1.00	\$7,174	1	1.00	\$5,660	1	1.00	\$4,378	2	2.00	\$10,691	1	2.00	\$20,663
St. Rose-Rose de Lima	0	0.00	\$0	0	0.00	\$0	0	0.00	\$0	0	0.00	\$0	0	0.00	\$0
St. Rose-San Martin	1	1.00	\$2,752	1	2.00	\$28,070	4	1.00	\$3,568	3	1.00	\$3,631	3	1.00	\$11,038
St. Rose-Siena	1	1.00	\$3,969	3	1.00	\$4,202	2	1.00	\$4,452	6	2.33	\$12,098	3	1.33	\$12,230
Summerlin	2	1.00	\$6,486	5	1.00	\$5,397	27	3.67	\$20,332	18	1.11	\$5,890	8	1.00	\$6,200
Sunrise	6	1.67	\$7,789	5	1.00	\$6,149	13	1.15	\$8,490	11	1.45	\$10,461	8	1.88	\$16,230
UMC	2	1.00	\$4,598	2	1.00	\$4,548	0	0.00	\$0	0	0.00	\$0	4	1.50	\$20,040
Valley	0	0.00	\$0	0	0.00	\$0	1	1.00	\$7,538	0	0.00	\$0	0	0.00	\$0
Total	13	1.31	\$6,369	21	1.05	\$6,572	49	2.51	\$14,172	47	1.68	\$9,373	35	1.40	\$12,551
Washoe															
Carson Tahoe	0	0.00	\$0	0	0.00	\$0	0	0.00	\$0	1	1.00	\$2,525	2	1.00	\$4,298
Northern Nevada	0	0.00	\$0	0	0.00	\$0	0	0.00	\$0	0	0.00	\$0	0	0.00	\$0
Renown Regional	2	2.00	\$5,463	7	1.14	\$3,137	4	1.25	\$3,518	3	2.00	\$5,734	15	2.00	\$7,617
Renown S. Meadows	0	0.00	\$0	0	0.00	\$0	0	0.00	\$0	0	0.00	\$0	0	0.00	\$0
Saint Mary's	1	1.00	\$1,893	3	1.00	\$5,182	1	1.00	\$2,635	0	0.00	\$0	1	1.00	\$2,060
Sierra Surgery	0	0.00	\$0	0	0.00	\$0	0	0.00	\$0	0	0.00	\$0	0	0.00	\$0
Total	3	1.67	\$4,273	10	1.10	\$3,751	5	1.20	\$3,342	4	1.75	\$4,932	18	1.83	\$6,940
Rural															
Battle Mountain	0	0.00	\$0	0	0.00	\$0	0	0.00	\$0	0	0.00	\$0	0	0.00	\$0
Boulder City	0	0.00	\$0	0	0.00	\$0	0	0.00	\$0	0	0.00	\$0	0	0.00	\$0
Carson Valley	0	0.00	\$0	0	0.00	\$0	0	0.00	\$0	0	0.00	\$0	0	0.00	\$0
Churchill	2	1.50	\$7,133	0	0.00	\$0	0	0.00	\$0	0	0.00	\$0	0	0.00	\$0
Desert View	0	0.00	\$0	0	0.00	\$0	0	0.00	\$0	0	0.00	\$0	0	0.00	\$0
Grover C. Dils	0	0.00	\$0	0	0.00	\$0	0	0.00	\$0	0	0.00	\$0	0	0.00	\$0
Humboldt	0	0.00	\$0	0	0.00	\$0	0	0.00	\$0	0	0.00	\$0	0	0.00	\$0
Incline Village	0	0.00	\$0	0	0.00	\$0	0	0.00	\$0	0	0.00	\$0	0	0.00	\$0
Mesa View	0	0.00	\$0	0	0.00	\$0	0	0.00	\$0	0	0.00	\$0	0	0.00	\$0
Mount Grant	0	0.00	\$0	0	0.00	\$0	0	0.00	\$0	0	0.00	\$0	0	0.00	\$0
Northeastern	0	0.00	\$0	0	0.00	\$0	0	0.00	\$0	0	0.00	\$0	0	0.00	\$0
Nye	0	0.00	\$0	1	1.00	\$4,055	0	0.00	\$0	0	0.00	\$0	0	0.00	\$0
Pershing	0	0.00	\$0	0	0.00	\$0	0	0.00	\$0	0	0.00	\$0	0	0.00	\$0
South Lyon	0	0.00	\$0	0	0.00	\$0	0	0.00	\$0	0	0.00	\$0	0	0.00	\$0
William Bee Ririe	0	0.00	\$0	0	0.00	\$0	1	1.00	\$4,030	0	0.00	\$0	0	0.00	\$0
Total	2	1.50	\$7,133	1	1.00	\$4,055	1	1.00	\$4,030	0	0.00	\$0	0	0.00	\$0
All Counties	18	1.39	\$6,104	32	1.06	\$5,612	55	2.36	\$13,003	51	1.69	\$9,025	53	1.55	\$10,646

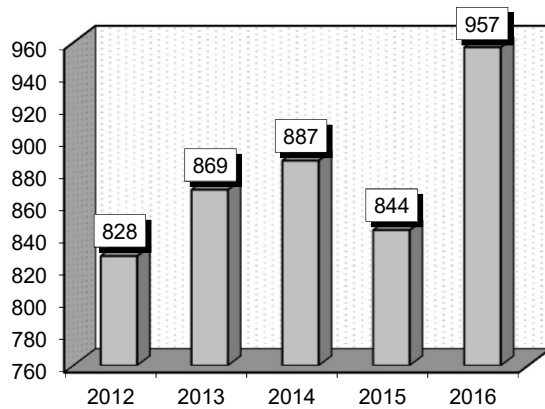
Prematurity With Major Problems (791)

Diagnoses: that frequently accompanied Prematurity With Major Problems were: 1) Need for prophylactic vaccination and inoculation against viral hepatitis (V053), 2) Neonatal jaundice associated with preterm delivery (7742), 3) Other respiratory problems after birth (77089), 4) Observation for suspected infectious condition (V290), 5) Anemia of prematurity (7766), 6) Ostium secundum type atrial septal defect (7455), 7) Septicemia [sepsis] of newborn (77181).

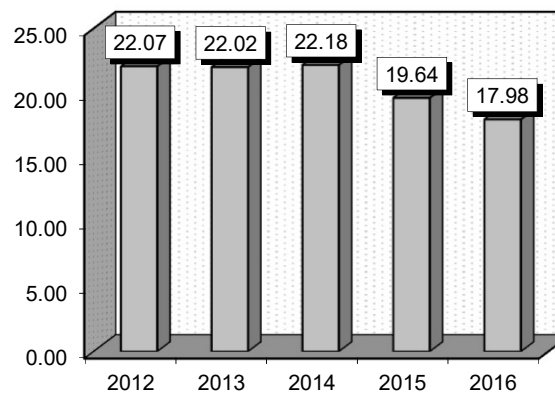
Definitions: **Liveborn:** An infant who shows evidence of life after birth; life is considered to be present after birth if any one of the following is observed: 1) the infant breathes; 2) the infant shows beating of the heart; 3) pulsation of the umbilical cord occurs; or 4) definite movement of voluntary muscles occurs. **Cesarean section:** A surgical procedure in which incisions are made through a woman's abdomen and uterus to deliver her baby. **Jaundice:** A medical condition with yellowing of the skin or whites of the eyes, arising from excess of the pigment bilirubin and typically caused by obstruction of the bile duct, by liver disease, or by excessive breakdown of red blood cells. **Septicemia:** Systemic disease caused by the spread of microorganisms and their toxins through circulating blood; formerly called "blood poisoning". **Infusion:** The introduction of a substance, such as a fluid, electrolyte, nutrient, or drug, directly into a vein or interstitially by means of gravity flow. **Endotracheal tube:** A tube inserted (as through the nose or mouth) into the trachea to maintain an unobstructed passageway especially to deliver oxygen or anesthesia to the lungs-called also breathing tube.

Gender	2012			2013			2014			2015			2016		
	Cases	Avg LOS	Avg Bill	Cases	Avg LOS	Avg Bill	Cases	Avg LOS	Avg Bill	Cases	Avg LOS	Avg Bill	Cases	Avg LOS	Avg Bill
Male	427	22.13	\$139,602	485	22.04	\$139,971	502	22.74	\$158,417	456	18.97	\$134,529	522	18.70	\$131,821
Female	401	22.01	\$125,854	384	22.00	\$133,519	385	21.46	\$148,232	388	20.43	\$139,833	435	17.11	\$107,325
Age Group	Cases	Avg LOS	Avg Bill	Cases	Avg LOS	Avg Bill	Cases	Avg LOS	Avg Bill	Cases	Avg LOS	Avg Bill	Cases	Avg LOS	Avg Bill
0-17	828	22.07	\$132,944	869	22.02	\$137,120	887	22.18	\$153,996	844	19.64	\$136,967	957	17.98	\$120,687
18-35	0	0.00	\$0	0	0.00	\$0	0	0.00	\$0	0	0.00	\$0	0	0.00	\$0
36-49	0	0.00	\$0	0	0.00	\$0	0	0.00	\$0	0	0.00	\$0	0	0.00	\$0
50-64	0	0.00	\$0	0	0.00	\$0	0	0.00	\$0	0	0.00	\$0	0	0.00	\$0
65+	0	0.00	\$0	0	0.00	\$0	0	0.00	\$0	0	0.00	\$0	0	0.00	\$0
Total	828	22.07	\$132,944	869	22.02	\$137,120	887	22.18	\$153,996	844	19.64	\$136,967	957	17.98	\$120,687

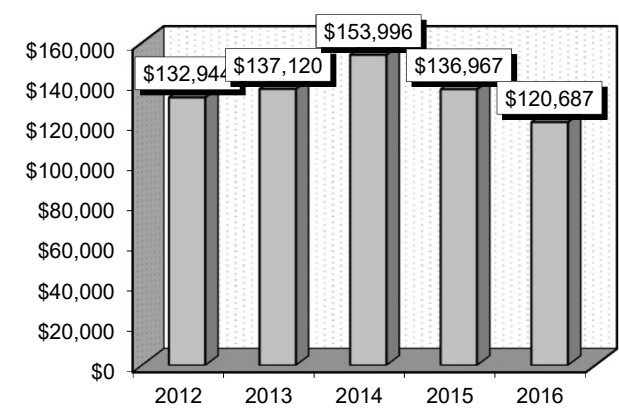
Patient Discharges (Cases)



Average Length of Stay (Avg LOS)



Average Billed Charges (Avg Bill)



County / Hospital	2012			2013			2014			2015			2016		
	Cases	Avg LOS	Avg Bill	Cases	Avg LOS	Avg Bill	Cases	Avg LOS	Avg Bill	Cases	Avg LOS	Avg Bill	Cases	Avg LOS	Avg Bill
Clark															
Centennial Hills	33	12.00	\$59,933	38	13.89	\$75,772	49	11.55	\$65,938	49	12.10	\$84,133	67	16.13	\$118,101
Desert Springs	0	0.00	\$0	0	0.00	\$0	0	0.00	\$0	0	0.00	\$0	0	0.00	\$0
Henderson Hospital	0	0.00	\$0	0	0.00	\$0	0	0.00	\$0	0	0.00	\$0	0	0.00	\$0
Mountain View	20	13.60	\$43,372	33	14.42	\$55,848	38	11.58	\$49,331	31	12.13	\$54,382	46	11.43	\$59,299
Mountain's Edge	0	0.00	\$0	0	0.00	\$0	0	0.00	\$0	0	0.00	\$0	0	0.00	\$0
North Vista	0	0.00	\$0	0	0.00	\$0	0	0.00	\$0	0	0.00	\$0	0	0.00	\$0
Southern Hills	35	11.91	\$44,062	33	18.39	\$84,270	27	12.07	\$51,878	30	10.83	\$51,970	41	9.22	\$43,008
Spring Valley	76	21.55	\$122,233	65	23.00	\$160,721	94	22.99	\$160,945	89	16.73	\$104,987	71	16.79	\$120,550
St. Rose-Rose de Lima	0	0.00	\$0	0	0.00	\$0	0	0.00	\$0	0	0.00	\$0	0	0.00	\$0
St. Rose-San Martin	24	18.54	\$75,852	31	15.35	\$72,470	9	13.56	\$71,488	28	12.25	\$55,505	32	15.28	\$83,504
St. Rose-Siena	57	17.21	\$97,706	55	24.29	\$145,452	90	23.71	\$158,402	75	21.19	\$141,280	121	18.57	\$111,788
Summerlin	115	21.51	\$156,028	119	20.07	\$137,482	124	23.47	\$189,074	124	19.81	\$157,432	134	16.04	\$118,531
Sunrise	196	27.24	\$230,811	207	29.03	\$228,088	206	29.37	\$265,914	187	24.09	\$240,295	175	22.14	\$212,242
UMC	116	18.92	\$59,225	124	12.40	\$27,832	123	14.57	\$38,573	91	14.38	\$53,154	118	17.94	\$85,395
Valley	69	18.57	\$118,167	61	27.84	\$205,900	14	26.00	\$206,378	0	0.00	\$0	0	0.00	\$0
Total	741	20.84	\$133,971	766	21.61	\$140,708	774	21.79	\$158,129	704	18.44	\$139,425	805	17.46	\$124,551
Washoe															
Carson Tahoe	3	3.00	\$5,000	1	4.00	\$9,213	3	7.67	\$16,199	5	6.60	\$11,856	10	3.20	\$7,232
Northern Nevada	0	0.00	\$0	0	0.00	\$0	0	0.00	\$0	0	0.00	\$0	0	0.00	\$0
Renown Regional	64	36.50	\$138,496	68	28.85	\$125,521	68	24.25	\$119,229	95	27.01	\$130,918	81	26.77	\$125,590
Renown S. Meadows	0	0.00	\$0	0	0.00	\$0	0	0.00	\$0	0	0.00	\$0	0	0.00	\$0
Saint Mary's	17	28.71	\$112,700	22	26.55	\$126,161	33	34.03	\$182,172	35	28.03	\$140,665	45	20.38	\$109,615
Sierra Surgery	0	0.00	\$0	0	0.00	\$0	0	0.00	\$0	0	0.00	\$0	0	0.00	\$0
Total	84	33.73	\$128,508	91	28.02	\$124,398	104	26.88	\$136,229	135	26.52	\$129,035	136	22.92	\$111,601
Rural															
Battle Mountain	0	0.00	\$0	0	0.00	\$0	0	0.00	\$0	0	0.00	\$0	0	0.00	\$0
Boulder City	0	0.00	\$0	0	0.00	\$0	0	0.00	\$0	0	0.00	\$0	0	0.00	\$0
Carson Valley	0	0.00	\$0	0	0.00	\$0	0	0.00	\$0	0	0.00	\$0	0	0.00	\$0
Churchill	3	1.67	\$3,333	9	2.78	\$3,369	7	1.57	\$1,824	1	1.00	\$1,413	9	1.78	\$2,050
Desert View	0	0.00	\$0	0	0.00	\$0	0	0.00	\$0	0	0.00	\$0	0	0.00	\$0
Grover C. Dils	0	0.00	\$0	0	0.00	\$0	0	0.00	\$0	0	0.00	\$0	0	0.00	\$0
Humboldt	0	0.00	\$0	0	0.00	\$0	0	0.00	\$0	0	0.00	\$0	0	0.00	\$0
Incline Village	0	0.00	\$0	0	0.00	\$0	0	0.00	\$0	0	0.00	\$0	0	0.00	\$0
Mesa View	0	0.00	\$0	1	4.00	\$6,522	0	0.00	\$0	0	0.00	\$0	1	2.00	\$3,408
Mount Grant	0	0.00	\$0	0	0.00	\$0	0	0.00	\$0	0	0.00	\$0	0	0.00	\$0
Northeastern	0	0.00	\$0	2	3.50	\$9,124	2	3.50	\$10,913	4	2.75	\$5,980	6	2.50	\$5,638
Nye	0	0.00	\$0	0	0.00	\$0	0	0.00	\$0	0	0.00	\$0	0	0.00	\$0
Pershing	0	0.00	\$0	0	0.00	\$0	0	0.00	\$0	0	0.00	\$0	0	0.00	\$0
South Lyon	0	0.00	\$0	0	0.00	\$0	0	0.00	\$0	0	0.00	\$0	0	0.00	\$0
William Bee Ririe	0	0.00	\$0	0	0.00	\$0	0	0.00	\$0	0	0.00	\$0	0	0.00	\$0
Total	3	1.67	\$3,333	12	3.00	\$4,591	9	2.00	\$3,844	5	2.40	\$5,066	16	2.06	\$3,480
All Counties	828	22.07	\$132,944	869	22.02	\$137,120	887	22.18	\$153,996	844	19.64	\$136,967	957	17.98	\$120,687

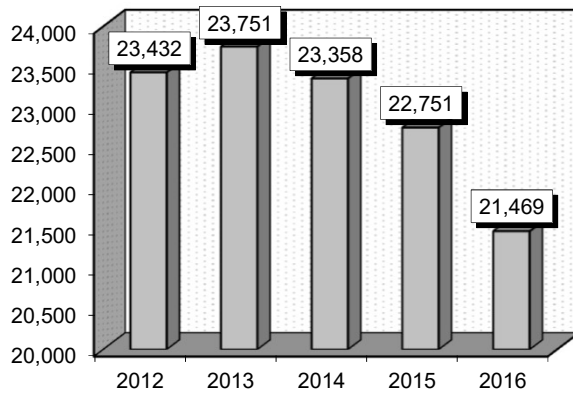
Normal Newborn (795)

Procedures: that frequently accompanied Normal Newborn were: 1) Prophylactic administration of vaccine against other diseases (9955), 2) Circumcision (640), 3) Audiometry (9541), 4) Hearing examination, not otherwise specified (9547), 5) Other phototherapy (9983), 6) Other nonoperative neurologic function tests (8915).

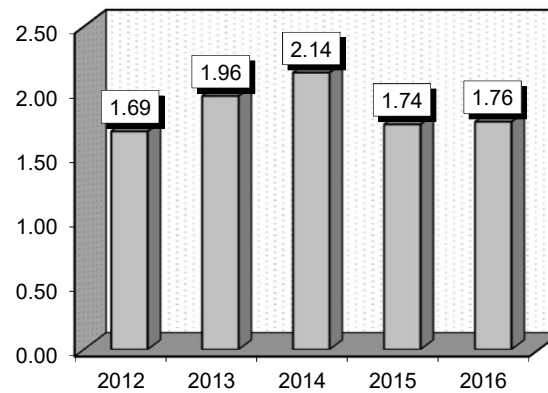
Comment: On average, birth weights range from five pounds five ounces to eight pounds. The pulse of a newborn ranges from 100 to 170 beats per minute when awake, 70 to 80 when sleeping deeply. They take an average of 30 to 50 breaths per minute. Nearly all fair-skinned babies are born with blue or gray eyes, which may gradually change color over the first 12 months. Darker-skinned babies most often are born with brown or darker eyes, which usually stay that color. Dark-haired babies usually stay that way, but blond hair often darkens with age. Newborn babies have a soft spot, also known as the fontanel, that is diamond shaped just above the hairline, where the baby's skull bones have not yet fused together.

Gender	2012			2013			2014			2015			2016		
	Cases	Avg LOS	Avg Bill	Cases	Avg LOS	Avg Bill	Cases	Avg LOS	Avg Bill	Cases	Avg LOS	Avg Bill	Cases	Avg LOS	Avg Bill
Male	11,895	1.70	\$2,764	11,979	1.98	\$3,108	11,735	2.14	\$3,423	11,373	1.75	\$3,534	10,640	1.78	\$3,811
Female	11,537	1.68	\$2,762	11,772	1.94	\$2,892	11,623	2.14	\$3,269	11,378	1.74	\$3,341	10,829	1.74	\$3,576
Age Group	Cases	Avg LOS	Avg Bill	Cases	Avg LOS	Avg Bill	Cases	Avg LOS	Avg Bill	Cases	Avg LOS	Avg Bill	Cases	Avg LOS	Avg Bill
0-17	23,432	1.69	\$2,763	23,751	1.96	\$3,001	23,358	2.14	\$3,346	22,751	1.74	\$3,437	21,469	1.76	\$3,692
18-35	0	0.00	\$0	0	0.00	\$0	0	0.00	\$0	0	0.00	\$0	0	0.00	\$0
36-49	0	0.00	\$0	0	0.00	\$0	0	0.00	\$0	0	0.00	\$0	0	0.00	\$0
50-64	0	0.00	\$0	0	0.00	\$0	0	0.00	\$0	0	0.00	\$0	0	0.00	\$0
65+	0	0.00	\$0	0	0.00	\$0	0	0.00	\$0	0	0.00	\$0	0	0.00	\$0
Total	23,432	1.69	\$2,763	23,751	1.96	\$3,001	23,358	2.14	\$3,346	22,751	1.74	\$3,437	21,469	1.76	\$3,692

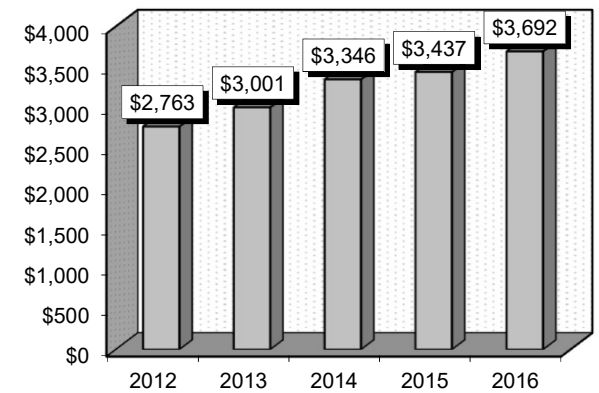
Patient Discharges (Cases)



Average Length of Stay (Avg LOS)



Average Billed Charges (Avg Bill)



County / Hospital	2012			2013			2014			2015			2016		
	Cases	Avg LOS	Avg Bill	Cases	Avg LOS	Avg Bill	Cases	Avg LOS	Avg Bill	Cases	Avg LOS	Avg Bill	Cases	Avg LOS	Avg Bill
Clark															
Centennial Hills	1,185	1.69	\$3,163	1,401	1.58	\$2,912	1,789	1.55	\$2,636	1,918	1.55	\$3,139	1,912	1.53	\$3,338
Desert Springs	0	0.00	\$0	0	0.00	\$0	0	0.00	\$0	0	0.00	\$0	0	0.00	\$0
Henderson Hospital	0	0.00	\$0	0	0.00	\$0	0	0.00	\$0	0	0.00	\$0	13	1.23	\$3,564
Mountain View	1,293	1.73	\$3,096	1,188	1.72	\$3,247	1,426	1.79	\$3,693	1,589	1.76	\$4,017	1,324	1.70	\$4,382
Mountain's Edge	0	0.00	\$0	0	0.00	\$0	0	0.00	\$0	0	0.00	\$0	0	0.00	\$0
North Vista	0	0.00	\$0	0	0.00	\$0	0	0.00	\$0	0	0.00	\$0	0	0.00	\$0
Southern Hills	828	1.75	\$2,530	798	1.72	\$2,583	865	1.73	\$2,865	874	1.85	\$3,387	765	1.84	\$3,518
Spring Valley	1,727	1.34	\$2,604	1,946	1.97	\$3,274	2,278	2.25	\$4,113	1,873	1.67	\$3,649	1,597	1.72	\$4,445
St. Rose-Rose de Lima	0	0.00	\$0	0	0.00	\$0	0	0.00	\$0	0	0.00	\$0	0	0.00	\$0
St. Rose-San Martin	726	1.88	\$2,924	704	3.19	\$3,646	712	3.70	\$4,201	832	1.82	\$4,343	994	1.82	\$4,367
St. Rose-Siena	2,487	1.90	\$2,905	2,503	3.47	\$3,574	2,379	4.44	\$3,958	2,272	1.77	\$4,031	2,550	1.75	\$4,100
Summerlin	2,418	1.44	\$2,903	2,309	1.70	\$3,099	2,637	1.96	\$3,567	3,035	1.80	\$3,791	2,949	1.98	\$3,847
Sunrise	3,111	1.77	\$3,127	3,185	1.78	\$3,171	3,123	1.77	\$3,666	2,787	1.79	\$3,641	2,651	1.79	\$3,939
UMC	1,835	1.80	\$1,748	1,673	1.78	\$1,578	1,802	1.80	\$1,690	1,567	1.81	\$1,823	1,449	1.83	\$2,467
Valley	1,775	1.49	\$3,375	1,499	1.50	\$3,509	358	1.41	\$3,276	0	0.00	\$0	0	0.00	\$0
Total	17,385	1.67	\$2,855	17,206	2.05	\$3,082	17,369	2.28	\$3,415	16,747	1.75	\$3,551	16,204	1.78	\$3,837
Washoe															
Carson Tahoe	639	1.58	\$2,320	682	1.46	\$2,449	665	1.46	\$2,544	693	1.44	\$2,575	603	1.45	\$2,619
Northern Nevada	0	0.00	\$0	0	0.00	\$0	0	0.00	\$0	0	0.00	\$0	0	0.00	\$0
Renown Regional	2,707	1.88	\$2,642	3,070	1.89	\$3,330	2,941	1.88	\$3,549	2,655	1.82	\$3,584	2,419	1.84	\$3,894
Renown S. Meadows	0	0.00	\$0	0	0.00	\$0	0	0.00	\$0	0	0.00	\$0	0	0.00	\$0
Saint Mary's	1,523	1.81	\$2,458	1,602	1.78	\$2,023	1,329	1.81	\$3,002	1,676	1.76	\$2,903	1,445	1.72	\$2,850
Sierra Surgery	0	0.00	\$0	0	0.00	\$0	0	0.00	\$0	0	0.00	\$0	0	0.00	\$0
Total	4,869	1.82	\$2,542	5,354	1.81	\$2,827	4,935	1.81	\$3,266	5,024	1.75	\$3,218	4,467	1.75	\$3,384
Rural															
Battle Mountain	0	0.00	\$0	0	0.00	\$0	0	0.00	\$0	0	0.00	\$0	0	0.00	\$0
Boulder City	0	0.00	\$0	0	0.00	\$0	0	0.00	\$0	0	0.00	\$0	0	0.00	\$0
Carson Valley	0	0.00	\$0	0	0.00	\$0	0	0.00	\$0	0	0.00	\$0	0	0.00	\$0
Churchill	268	1.49	\$1,549	225	1.43	\$1,540	243	1.37	\$1,591	238	1.46	\$1,665	183	1.39	\$1,650
Desert View	0	0.00	\$0	0	0.00	\$0	0	0.00	\$0	0	0.00	\$0	0	0.00	\$0
Grover C. Dils	0	0.00	\$0	0	0.00	\$0	0	0.00	\$0	0	0.00	\$0	0	0.00	\$0
Humboldt	219	1.58	\$2,542	244	1.57	\$2,488	216	1.57	\$2,472	268	1.60	\$2,540	222	1.53	\$2,523
Incline Village	0	0.00	\$0	0	0.00	\$0	0	0.00	\$0	0	0.00	\$0	0	0.00	\$0
Mesa View	109	1.65	\$2,486	82	1.76	\$2,752	95	1.75	\$2,919	71	1.66	\$2,890	86	1.81	\$3,027
Mount Grant	0	0.00	\$0	0	0.00	\$0	0	0.00	\$0	0	0.00	\$0	0	0.00	\$0
Northeastern	514	1.39	\$2,517	577	1.39	\$2,912	450	1.40	\$3,056	358	1.52	\$3,183	261	1.40	\$2,693
Nye	1	1.00	\$1,614	0	0.00	\$0	0	0.00	\$0	0	0.00	\$0	0	0.00	\$0
Pershing	0	0.00	\$0	0	0.00	\$0	0	0.00	\$0	0	0.00	\$0	0	0.00	\$0
South Lyon	0	0.00	\$0	1	1.00	\$4,265	2	1.00	\$3,626	0	0.00	\$0	0	0.00	\$0
William Bee Ririe	67	1.61	\$2,874	62	1.68	\$3,786	48	1.65	\$3,164	45	1.58	\$3,107	46	1.59	\$3,250
Total	1,178	1.48	\$2,318	1,191	1.48	\$2,602	1,054	1.47	\$2,592	980	1.54	\$2,614	798	1.49	\$2,475
All Counties	23,432	1.69	\$2,763	23,751	1.96	\$3,001	23,358	2.14	\$3,346	22,751	1.74	\$3,437	21,469	1.76	\$3,692

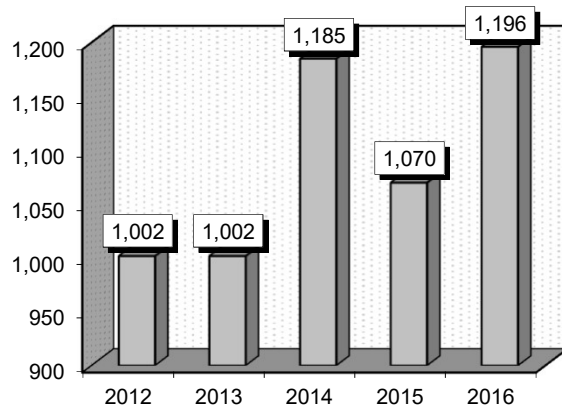
Postoperative Or Post-Traumatic Infections (856-858,862-863)

Diagnoses: that frequently accompanied Postoperative Or Post-Traumatic Infections were: 1) Other postoperative infection (99859), 2) Unspecified essential hypertension (4019), 3) Hyposmolality and/or hyponatremia (2761), 4) Other and unspecified hyperlipidemia (2724), 5) Diabetes mellitus without mention of complication, type II or unspecified type, not stated as uncontrolled (25000), 6) Anemia, unspecified (2859), 7) Tobacco use disorder (3051).

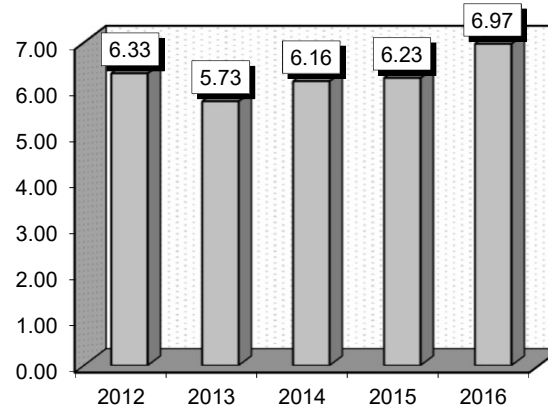
Definitions: **Postoperative:** Referring to the time period after an operation or surgical procedure. **Hypertension:** High blood pressure. **Diabetes mellitus:** A condition in which the pancreas no longer produces enough insulin or cells stop responding to the insulin that is produced, so that glucose in the blood cannot be absorbed into the cells of the body. **Hyposmolality:** The condition especially of a bodily fluid of having abnormally low osmolality. **Osmolality:** The concentration of a solution expressed as the total number of solute particles per kilogram. **Hyperlipidemia:** An abnormally high concentration of fats or lipids in the blood. **Percutaneous:** Performed through the skin. **Subcutaneous:** Beneath the skin. **Excise:** To remove by cutting. **Debridement:** The medical removal of dead, damaged, or infected tissue to improve the healing potential of the remaining healthy tissue.

Gender	2012			2013			2014			2015			2016		
	Cases	Avg LOS	Avg Bill	Cases	Avg LOS	Avg Bill	Cases	Avg LOS	Avg Bill	Cases	Avg LOS	Avg Bill	Cases	Avg LOS	Avg Bill
Male	465	6.29	\$65,424	451	5.86	\$71,509	581	5.96	\$69,220	502	6.06	\$84,163	575	6.78	\$95,947
Female	537	6.37	\$75,281	551	5.62	\$65,488	604	6.36	\$82,675	568	6.39	\$90,078	621	7.15	\$111,873
Age Group	Cases	Avg LOS	Avg Bill	Cases	Avg LOS	Avg Bill	Cases	Avg LOS	Avg Bill	Cases	Avg LOS	Avg Bill	Cases	Avg LOS	Avg Bill
0-17	36	6.06	\$46,164	28	5.21	\$44,432	37	4.84	\$51,437	26	6.27	\$56,960	35	5.49	\$56,299
18-35	94	6.91	\$65,376	119	4.42	\$48,710	141	5.40	\$61,831	120	5.62	\$73,577	139	6.60	\$86,010
36-49	190	6.26	\$70,241	189	5.38	\$66,370	251	5.94	\$71,246	215	6.07	\$89,894	212	7.50	\$119,861
50-64	340	6.02	\$72,503	312	5.89	\$70,774	367	6.72	\$82,146	343	6.25	\$87,696	400	6.88	\$97,193
65+	342	6.55	\$73,228	354	6.25	\$75,333	389	6.17	\$80,980	366	6.51	\$92,068	410	7.04	\$113,242
Total	1,002	6.33	\$70,707	1,002	5.73	\$68,198	1,185	6.16	\$76,078	1,070	6.23	\$87,303	1,196	6.97	\$104,216

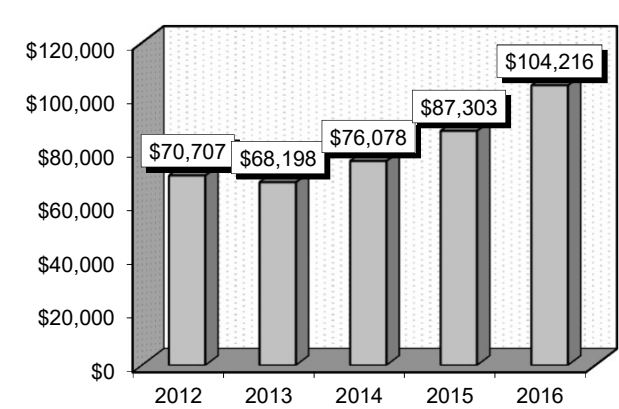
Patient Discharges (Cases)



Average Length of Stay (Avg LOS)



Average Billed Charges (Avg Bill)



County / Hospital	2012			2013			2014			2015			2016		
	Cases	Avg LOS	Avg Bill	Cases	Avg LOS	Avg Bill	Cases	Avg LOS	Avg Bill	Cases	Avg LOS	Avg Bill	Cases	Avg LOS	Avg Bill
Clark															
Centennial Hills	29	5.48	\$95,872	33	4.00	\$70,783	63	3.63	\$72,516	35	4.77	\$100,899	51	5.39	\$110,978
Desert Springs	35	9.09	\$123,351	45	8.40	\$118,092	40	6.58	\$88,182	40	9.45	\$134,364	61	6.26	\$110,190
Henderson Hospital	0	0.00	\$0	0	0.00	\$0	0	0.00	\$0	0	0.00	\$0	3	2.67	\$68,359
Mountain View	82	6.11	\$82,012	86	7.38	\$108,040	87	7.70	\$104,327	114	5.81	\$100,952	95	8.62	\$134,592
Mountain's Edge	0	0.00	\$0	0	0.00	\$0	0	0.00	\$0	1	19.00	\$108,850	3	9.33	\$55,203
North Vista	8	10.38	\$89,922	13	6.54	\$104,978	9	7.33	\$59,659	6	5.83	\$62,728	13	10.31	\$99,953
Southern Hills	61	5.93	\$77,902	39	4.77	\$66,467	59	5.42	\$76,454	49	4.67	\$75,263	80	5.11	\$86,019
Spring Valley	40	7.35	\$87,852	43	4.51	\$77,865	60	4.60	\$76,240	72	7.06	\$135,442	73	5.86	\$120,144
St. Rose-Rose de Lima	17	6.65	\$71,042	15	5.40	\$49,382	24	5.92	\$68,572	21	4.76	\$80,348	19	5.47	\$77,023
St. Rose-San Martin	30	5.03	\$56,797	21	7.52	\$83,378	37	6.00	\$67,390	36	5.50	\$78,857	40	5.50	\$84,733
St. Rose-Siena	61	5.11	\$59,963	60	5.15	\$70,310	56	5.36	\$66,772	55	5.87	\$83,201	66	6.70	\$97,278
Summerlin	63	5.76	\$93,551	64	4.28	\$72,069	77	6.51	\$128,523	79	6.34	\$114,860	60	6.05	\$134,798
Sunrise	95	7.07	\$97,671	105	6.57	\$86,796	133	7.16	\$96,646	109	6.82	\$93,347	131	9.76	\$160,769
UMC	135	6.30	\$55,225	99	5.05	\$39,593	146	6.54	\$56,215	104	5.37	\$52,886	118	8.47	\$94,939
Valley	50	6.68	\$103,552	41	6.27	\$118,902	70	7.20	\$133,008	84	7.08	\$139,041	94	6.99	\$163,298
Total	706	6.39	\$80,996	664	5.84	\$80,538	861	6.27	\$87,039	805	6.23	\$99,217	907	7.22	\$120,689
Washoe															
Carson Tahoe	41	4.63	\$35,884	57	4.25	\$36,056	56	4.57	\$41,841	35	4.57	\$38,030	34	4.47	\$33,112
Northern Nevada	21	5.00	\$75,769	15	4.20	\$47,339	11	6.27	\$83,343	15	4.07	\$64,063	12	3.42	\$65,483
Renown Regional	144	7.49	\$49,456	174	6.45	\$48,395	167	6.81	\$50,443	120	7.31	\$55,758	154	7.25	\$55,425
Renown S. Meadows	15	4.27	\$27,437	11	2.73	\$22,186	18	4.17	\$34,244	25	4.04	\$30,934	19	6.05	\$50,761
Saint Mary's	45	6.33	\$50,204	49	5.51	\$48,969	50	5.58	\$47,109	41	7.24	\$69,585	41	5.83	\$67,721
Sierra Surgery	2	3.50	\$32,005	1	5.00	\$29,149	1	1.00	\$16,180	0	0.00	\$0	0	0.00	\$0
Total	268	6.45	\$48,204	307	5.64	\$45,142	303	6.00	\$48,422	236	6.34	\$53,429	260	6.40	\$54,570
Rural															
Battle Mountain	0	0.00	\$0	0	0.00	\$0	0	0.00	\$0	1	4.00	\$19,547	0	0.00	\$0
Boulder City	0	0.00	\$0	0	0.00	\$0	0	0.00	\$0	1	43.00	\$124,265	0	0.00	\$0
Carson Valley	3	3.00	\$22,901	7	6.00	\$64,224	1	1.00	\$8,827	2	4.00	\$37,235	9	3.67	\$26,027
Churchill	8	5.00	\$30,768	7	4.00	\$28,301	6	5.67	\$27,537	4	3.25	\$20,760	8	3.00	\$19,214
Desert View	1	1.00	\$8,238	1	4.00	\$27,118	1	3.00	\$26,099	0	0.00	\$0	0	0.00	\$0
Grover C. Dils	0	0.00	\$0	0	0.00	\$0	0	0.00	\$0	0	0.00	\$0	1	5.00	\$6,891
Humboldt	4	4.75	\$40,461	4	3.50	\$16,938	2	5.00	\$31,180	7	5.43	\$31,219	4	7.25	\$63,332
Incline Village	0	0.00	\$0	0	0.00	\$0	0	0.00	\$0	0	0.00	\$0	0	0.00	\$0
Mesa View	2	3.00	\$19,169	3	4.67	\$29,526	4	4.00	\$27,721	1	2.00	\$19,669	1	14.00	\$151,934
Mount Grant	0	0.00	\$0	4	2.75	\$9,181	0	0.00	\$0	2	1.50	\$6,104	2	2.00	\$4,781
Northeastern	5	2.60	\$30,304	5	3.20	\$26,036	4	3.25	\$27,220	8	4.63	\$42,119	2	8.00	\$74,078
Nye	0	0.00	\$0	0	0.00	\$0	0	0.00	\$0	0	0.00	\$0	0	0.00	\$0
Pershing	0	0.00	\$0	0	0.00	\$0	0	0.00	\$0	0	0.00	\$0	0	0.00	\$0
South Lyon	0	0.00	\$0	0	0.00	\$0	0	0.00	\$0	0	0.00	\$0	0	0.00	\$0
William Bee Ririe	5	3.20	\$14,345	0	0.00	\$0	3	2.67	\$19,238	3	3.00	\$15,333	2	2.00	\$16,168
Total	28	3.71	\$26,661	31	4.16	\$32,194	21	4.05	\$25,713	29	5.41	\$32,230	29	4.45	\$34,143
All Counties	1,002	6.33	\$70,707	1,002	5.73	\$68,198	1,185	6.16	\$76,078	1,070	6.23	\$87,303	1,196	6.97	\$104,216

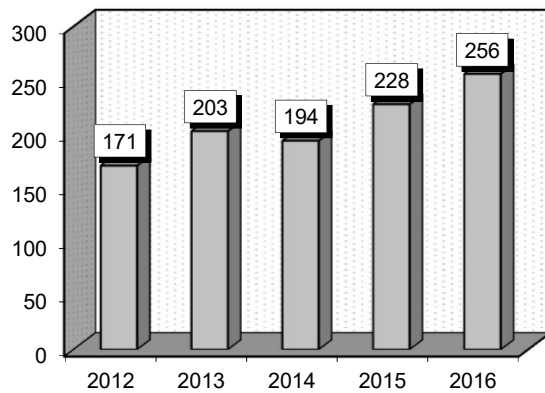
Viral Illness (865-866)

Diagnoses: that frequently accompanied Viral Illness were: 1) Unspecified viral infection (07999), 2) Unspecified essential hypertension (4019), 3) Dehydration (27651).

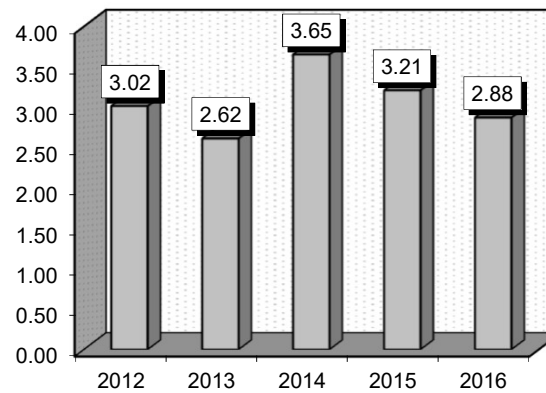
Definitions: **Viral:** Of, pertaining to, or caused by a virus. **Infection:** Invasion of the body with organisms that have the potential to cause disease. **Hypertension:** High blood pressure. **Dehydration:** Occurs when you use or lose more fluid than you take in, and your body doesn't have enough water and other fluids to carry out its normal functions.

Gender	2012			2013			2014			2015			2016		
	Cases	Avg LOS	Avg Bill	Cases	Avg LOS	Avg Bill	Cases	Avg LOS	Avg Bill	Cases	Avg LOS	Avg Bill	Cases	Avg LOS	Avg Bill
Male	89	2.94	\$29,677	112	2.79	\$27,591	91	3.63	\$40,245	109	3.48	\$47,580	135	3.07	\$36,707
Female	82	3.10	\$30,934	91	2.40	\$30,331	103	3.68	\$46,123	119	2.97	\$37,108	121	2.65	\$36,535
Age Group	Cases	Avg LOS	Avg Bill	Cases	Avg LOS	Avg Bill	Cases	Avg LOS	Avg Bill	Cases	Avg LOS	Avg Bill	Cases	Avg LOS	Avg Bill
0-17	68	2.43	\$20,439	79	2.58	\$23,012	73	3.41	\$38,256	107	2.41	\$22,078	108	2.34	\$24,767
18-35	33	2.82	\$27,176	34	2.82	\$32,700	27	3.44	\$42,959	32	3.84	\$61,618	41	2.46	\$39,818
36-49	24	4.17	\$47,845	28	2.39	\$29,647	24	3.46	\$47,063	22	2.32	\$44,460	27	3.07	\$43,327
50-64	16	4.50	\$44,283	25	2.48	\$33,037	28	3.14	\$38,315	29	4.38	\$64,259	43	3.26	\$50,624
65+	30	2.87	\$34,476	37	2.76	\$34,178	42	4.67	\$53,763	38	4.55	\$63,851	37	4.30	\$46,545
Total	171	3.02	\$30,279	203	2.62	\$28,819	194	3.65	\$43,366	228	3.21	\$42,114	256	2.88	\$36,626

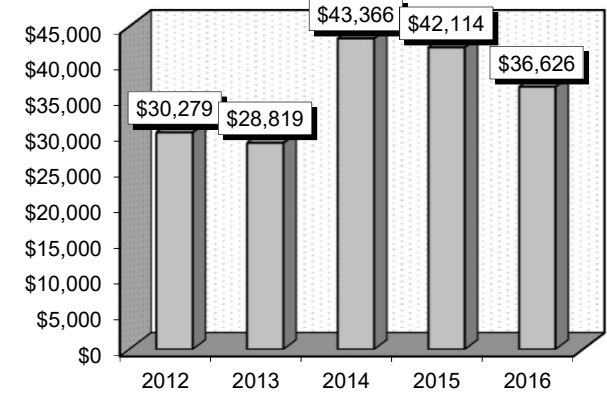
Patient Discharges (Cases)



Average Length of Stay (Avg LOS)



Average Billed Charges (Avg Bill)



County / Hospital	2012			2013			2014			2015			2016		
	Cases	Avg LOS	Avg Bill	Cases	Avg LOS	Avg Bill	Cases	Avg LOS	Avg Bill	Cases	Avg LOS	Avg Bill	Cases	Avg LOS	Avg Bill
Clark															
Centennial Hills	10	2.70	\$39,545	5	2.40	\$33,394	6	2.33	\$47,420	8	3.38	\$66,649	11	2.73	\$58,314
Desert Springs	2	3.00	\$37,128	5	3.20	\$35,550	8	3.50	\$60,264	7	4.43	\$140,483	13	1.69	\$38,669
Henderson Hospital	0	0.00	\$0	0	0.00	\$0	0	0.00	\$0	0	0.00	\$0	0	0.00	\$0
Mountain View	6	3.83	\$49,564	10	3.40	\$56,530	16	5.13	\$67,938	9	4.67	\$86,248	7	2.43	\$52,996
Mountain's Edge	0	0.00	\$0	0	0.00	\$0	0	0.00	\$0	0	0.00	\$0	0	0.00	\$0
North Vista	1	1.00	\$8,448	0	0.00	\$0	0	0.00	\$0	3	4.00	\$31,068	1	4.00	\$18,466
Southern Hills	6	3.17	\$42,215	8	3.25	\$45,565	4	4.25	\$60,241	3	9.00	\$141,636	3	3.00	\$58,749
Spring Valley	0	0.00	\$0	4	1.75	\$27,256	5	1.60	\$35,229	3	1.67	\$33,501	3	3.00	\$50,223
St. Rose-Rose de Lima	4	2.50	\$19,863	5	2.60	\$27,983	7	3.29	\$41,244	6	2.67	\$42,430	2	8.00	\$140,433
St. Rose-San Martin	5	2.80	\$36,288	10	1.90	\$25,342	5	1.80	\$30,653	3	2.33	\$56,889	2	3.50	\$44,247
St. Rose-Siena	24	2.83	\$27,170	17	2.65	\$24,231	17	4.59	\$44,460	15	4.00	\$46,562	15	4.27	\$65,475
Summerlin	14	2.29	\$27,350	23	1.87	\$24,918	21	3.38	\$29,933	42	3.67	\$52,028	33	2.18	\$37,069
Sunrise	22	3.64	\$43,303	25	3.44	\$46,256	34	3.65	\$61,157	35	2.46	\$32,548	39	2.77	\$37,290
UMC	21	3.33	\$23,892	27	2.59	\$20,982	21	3.86	\$28,990	22	2.50	\$24,685	45	3.13	\$31,337
Valley	5	4.80	\$60,824	9	2.89	\$41,365	5	3.00	\$57,465	8	2.50	\$56,127	9	1.89	\$40,207
Total	120	3.12	\$34,027	148	2.68	\$32,818	149	3.69	\$47,467	164	3.30	\$50,924	183	2.82	\$41,867
Washoe															
Carson Tahoe	8	2.88	\$22,240	5	1.80	\$13,422	8	3.00	\$25,183	13	3.62	\$27,155	12	3.42	\$22,507
Northern Nevada	0	0.00	\$0	0	0.00	\$0	1	2.00	\$35,343	1	2.00	\$23,487	3	3.00	\$31,796
Renown Regional	24	3.04	\$24,735	23	3.04	\$24,004	21	3.90	\$36,079	26	2.69	\$16,153	40	3.25	\$25,233
Renown S. Meadows	6	2.50	\$22,662	6	2.67	\$22,838	2	3.50	\$27,346	3	1.67	\$20,260	3	2.00	\$23,625
Saint Mary's	7	2.43	\$15,137	8	2.88	\$20,119	7	4.29	\$25,720	8	3.00	\$17,678	5	2.60	\$15,787
Sierra Surgery	0	0.00	\$0	0	0.00	\$0	0	0.00	\$0	0	0.00	\$0	0	0.00	\$0
Total	45	2.84	\$22,522	42	2.81	\$21,838	39	3.72	\$31,518	51	2.90	\$19,582	63	3.16	\$24,200
Rural															
Battle Mountain	0	0.00	\$0	0	0.00	\$0	0	0.00	\$0	0	0.00	\$0	0	0.00	\$0
Boulder City	0	0.00	\$0	0	0.00	\$0	1	1.00	\$11,505	0	0.00	\$0	0	0.00	\$0
Carson Valley	0	0.00	\$0	0	0.00	\$0	0	0.00	\$0	1	3.00	\$11,929	1	2.00	\$24,576
Churchill	1	3.00	\$6,038	1	1.00	\$8,053	0	0.00	\$0	0	0.00	\$0	1	4.00	\$33,069
Desert View	0	0.00	\$0	0	0.00	\$0	0	0.00	\$0	5	3.20	\$21,213	0	0.00	\$0
Grover C. Dils	0	0.00	\$0	0	0.00	\$0	0	0.00	\$0	0	0.00	\$0	0	0.00	\$0
Humboldt	1	3.00	\$26,774	1	1.00	\$2,964	1	3.00	\$8,362	2	2.50	\$23,985	0	0.00	\$0
Incline Village	0	0.00	\$0	0	0.00	\$0	1	2.00	\$14,592	0	0.00	\$0	0	0.00	\$0
Mesa View	0	0.00	\$0	0	0.00	\$0	1	3.00	\$19,674	0	0.00	\$0	2	3.00	\$19,785
Mount Grant	0	0.00	\$0	0	0.00	\$0	0	0.00	\$0	0	0.00	\$0	0	0.00	\$0
Northeastern	3	2.00	\$15,043	3	2.00	\$14,829	1	4.00	\$51,708	2	5.00	\$33,042	5	1.40	\$16,407
Nye	0	0.00	\$0	8	1.00	\$2,564	0	0.00	\$0	0	0.00	\$0	0	0.00	\$0
Pershing	0	0.00	\$0	0	0.00	\$0	0	0.00	\$0	1	2.00	\$3,055	0	0.00	\$0
South Lyon	1	2.00	\$3,145	0	0.00	\$0	0	0.00	\$0	1	2.00	\$3,511	0	0.00	\$0
William Bee Ririe	0	0.00	\$0	0	0.00	\$0	1	1.00	\$5,312	1	4.00	\$13,210	1	2.00	\$10,778
Total	6	2.33	\$13,515	13	1.23	\$5,847	6	2.33	\$18,526	13	3.23	\$19,371	10	2.10	\$19,003
All Counties	171	3.02	\$30,279	203	2.62	\$28,819	194	3.65	\$43,366	228	3.21	\$42,114	256	2.88	\$36,626

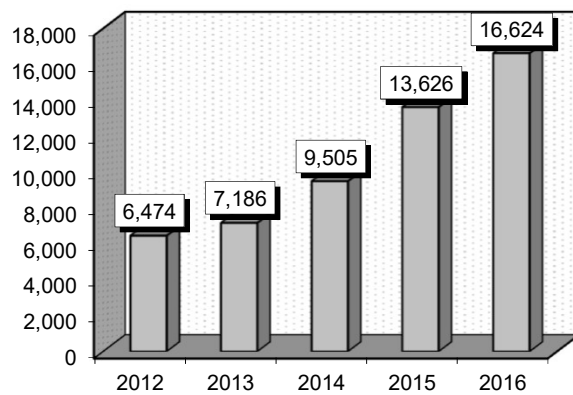
Septicemia Or Severe Sepsis (870-872)

Diagnoses: that frequently accompanied Septicemia Or Severe Sepsis were: 1) Acute respiratory failure (51881), 2) Septic shock (78552), 3) Acute kidney failure, unspecified (5849), 4) Pneumonia, organism unspecified (486), 5) Acidosis (2762), 6) Urinary tract infection, site not specified (5990).

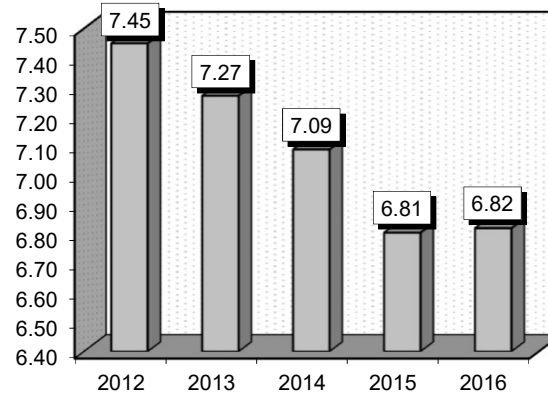
Definitions: Septicemia: Systemic disease caused by the spread of microorganisms and their toxins through circulating blood; formerly called "blood poisoning". **Septic shock:** A serious condition that occurs when a body-wide infection leads to dangerously low blood pressure. **Acidosis:** The accumulation of acid and hydrogen ions or depletion of the alkaline reserve (bicarbonate content) in the blood and body tissues, resulting in a decrease in pH.

Gender	2012			2013			2014			2015			2016		
	Cases	Avg LOS	Avg Bill	Cases	Avg LOS	Avg Bill	Cases	Avg LOS	Avg Bill	Cases	Avg LOS	Avg Bill	Cases	Avg LOS	Avg Bill
Male	3,211	7.76	\$105,787	3,549	7.42	\$102,730	4,679	7.45	\$105,313	6,680	7.15	\$107,205	8,114	6.97	\$110,327
Female	3,263	7.14	\$91,596	3,637	7.13	\$93,802	4,826	6.74	\$92,601	6,946	6.47	\$91,439	8,510	6.68	\$101,414
Age Group	Cases	Avg LOS	Avg Bill	Cases	Avg LOS	Avg Bill	Cases	Avg LOS	Avg Bill	Cases	Avg LOS	Avg Bill	Cases	Avg LOS	Avg Bill
0-17	53	7.58	\$128,810	61	10.25	\$157,500	75	8.39	\$161,370	114	7.43	\$106,965	115	8.04	\$157,250
18-35	359	6.68	\$77,283	489	6.11	\$70,965	715	5.97	\$73,791	1,155	5.68	\$76,721	1,513	5.55	\$78,126
36-49	625	7.56	\$100,246	720	7.33	\$91,420	951	6.65	\$92,591	1,422	6.35	\$93,039	1,863	6.28	\$98,608
50-64	1,661	8.29	\$107,588	1,762	8.03	\$111,148	2,451	7.94	\$112,148	3,388	7.44	\$107,670	4,298	7.39	\$112,707
65+	3,776	7.13	\$96,035	4,154	7.03	\$96,238	5,313	6.91	\$96,341	7,547	6.77	\$99,824	8,835	6.86	\$107,959
Total	6,474	7.45	\$98,634	7,186	7.27	\$98,212	9,505	7.09	\$98,859	13,626	6.81	\$99,168	16,624	6.82	\$105,764

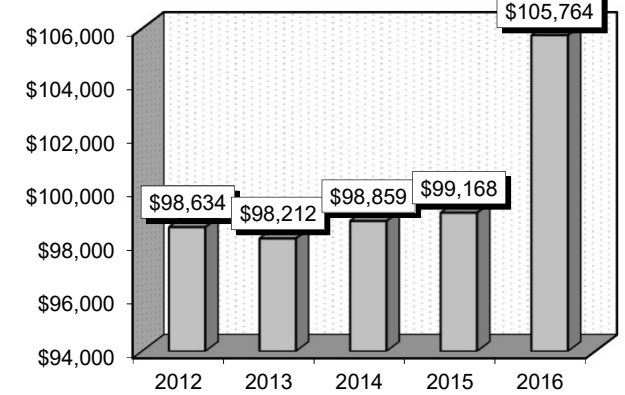
Patient Discharges (Cases)



Average Length of Stay (Avg LOS)



Average Billed Charges (Avg Bill)



County / Hospital	2012			2013			2014			2015			2016		
	Cases	Avg LOS	Avg Bill	Cases	Avg LOS	Avg Bill	Cases	Avg LOS	Avg Bill	Cases	Avg LOS	Avg Bill	Cases	Avg LOS	Avg Bill
Clark															
Centennial Hills	129	6.74	\$112,547	104	7.52	\$155,509	127	7.94	\$159,155	284	6.83	\$140,717	558	6.82	\$141,338
Desert Springs	295	9.81	\$164,236	312	10.05	\$156,959	341	10.17	\$167,956	821	7.77	\$147,357	940	7.42	\$143,131
Henderson Hospital	0	0.00	\$0	0	0.00	\$0	0	0.00	\$0	0	0.00	\$0	81	4.28	\$88,931
Mountain View	499	7.40	\$133,581	485	8.12	\$153,076	587	8.36	\$168,993	989	7.16	\$140,592	1,266	7.01	\$139,072
Mountain's Edge	0	0.00	\$0	0	0.00	\$0	0	0.00	\$0	8	9.63	\$83,780	31	21.84	\$182,897
North Vista	158	8.42	\$112,734	127	9.89	\$132,903	162	8.46	\$110,957	618	7.07	\$83,464	583	5.98	\$76,351
Southern Hills	100	8.99	\$140,641	131	7.15	\$121,606	157	9.48	\$172,986	278	7.94	\$145,942	386	7.52	\$146,801
Spring Valley	263	7.59	\$133,742	397	7.67	\$135,118	330	8.08	\$161,541	533	7.93	\$164,596	719	7.60	\$160,972
St. Rose-Rose de Lima	606	6.83	\$87,087	468	6.39	\$86,304	376	6.68	\$101,451	420	6.60	\$100,852	484	6.60	\$102,733
St. Rose-San Martin	233	7.09	\$92,551	156	7.08	\$93,841	192	7.52	\$105,066	265	7.06	\$103,359	338	6.95	\$105,195
St. Rose-Siena	384	7.72	\$95,424	394	7.47	\$97,080	433	6.81	\$99,015	538	6.97	\$100,022	942	6.67	\$96,723
Summerlin	357	7.52	\$133,617	420	7.71	\$137,663	554	7.65	\$143,707	798	7.49	\$153,830	1,259	6.88	\$156,507
Sunrise	517	9.13	\$158,604	600	8.45	\$153,261	960	8.65	\$158,383	1,235	8.59	\$158,541	1,563	7.97	\$156,246
UMC	257	9.10	\$96,254	300	8.88	\$89,166	398	8.65	\$79,509	475	8.37	\$93,214	661	9.42	\$108,226
Valley	306	9.20	\$178,765	305	10.53	\$203,957	423	9.90	\$199,095	714	7.98	\$165,781	933	7.77	\$169,630
Total	4,104	8.04	\$125,925	4,199	8.17	\$132,853	5,040	8.33	\$143,619	7,976	7.64	\$136,071	10,744	7.35	\$136,515
Washoe															
Carson Tahoe	284	5.08	\$42,017	368	5.46	\$45,447	532	5.11	\$41,916	612	5.51	\$46,255	539	5.41	\$46,522
Northern Nevada	141	4.69	\$52,110	178	4.82	\$55,122	262	4.72	\$59,029	230	4.73	\$66,051	251	5.11	\$71,964
Renown Regional	859	8.37	\$68,264	1,119	6.96	\$60,230	1,734	6.54	\$57,541	2,362	6.41	\$53,834	2,454	6.98	\$57,664
Renown S. Meadows	128	5.77	\$47,261	98	4.70	\$39,490	259	4.47	\$36,799	381	4.01	\$35,159	522	4.02	\$38,881
Saint Mary's	696	5.81	\$44,218	964	5.87	\$43,498	1,336	5.47	\$43,394	1,607	5.43	\$42,799	1,581	5.59	\$45,817
Sierra Surgery	0	0.00	\$0	0	0.00	\$0	0	0.00	\$0	0	0.00	\$0	0	0.00	\$0
Total	2,108	6.68	\$54,433	2,727	6.15	\$51,241	4,123	5.76	\$49,732	5,192	5.75	\$48,696	5,347	6.04	\$51,875
Rural															
Battle Mountain	1	1.00	\$3,185	0	0.00	\$0	0	0.00	\$0	1	1.00	\$8,313	0	0.00	\$0
Boulder City	9	5.89	\$17,568	10	6.20	\$24,474	5	6.40	\$38,366	5	3.80	\$16,172	6	3.33	\$16,902
Carson Valley	17	3.24	\$23,871	14	2.86	\$30,743	16	3.31	\$23,188	32	3.88	\$24,662	93	3.78	\$28,596
Churchill	82	5.55	\$28,808	77	5.25	\$32,526	154	5.19	\$30,477	195	4.27	\$25,733	181	4.66	\$25,618
Desert View	12	2.67	\$13,198	10	3.30	\$23,781	8	2.88	\$22,479	6	4.17	\$35,325	7	2.86	\$23,250
Grover C. Dils	2	9.50	\$18,865	0	0.00	\$0	0	0.00	\$0	2	3.50	\$6,868	0	0.00	\$0
Humboldt	5	3.40	\$28,896	5	3.80	\$27,246	12	7.42	\$32,324	6	8.50	\$48,602	9	3.78	\$27,427
Incline Village	0	0.00	\$0	0	0.00	\$0	1	2.00	\$10,567	0	0.00	\$0	0	0.00	\$0
Mesa View	28	3.36	\$18,406	10	3.40	\$21,476	17	3.18	\$17,363	15	3.87	\$24,201	44	3.68	\$25,146
Mount Grant	22	4.86	\$17,033	20	6.80	\$27,096	21	4.86	\$15,759	25	5.44	\$16,416	34	5.32	\$9,588
Northeastern	69	3.88	\$37,725	94	3.97	\$38,023	97	4.68	\$42,606	132	4.33	\$40,637	112	3.71	\$37,472
Nye	1	3.00	\$8,585	0	0.00	\$0	0	0.00	\$0	0	0.00	\$0	0	0.00	\$0
Pershing	0	0.00	\$0	0	0.00	\$0	0	0.00	\$0	1	3.00	\$16,808	1	1.00	\$2,189
South Lyon	0	0.00	\$0	1	5.00	\$12,538	1	2.00	\$7,805	0	0.00	\$0	1	1.00	\$4,203
William Bee Ririe	14	3.50	\$17,512	19	2.32	\$14,220	10	3.50	\$16,247	38	3.32	\$14,994	45	3.11	\$15,438
Total	262	4.40	\$26,782	260	4.42	\$31,413	342	4.81	\$31,473	458	4.27	\$28,685	533	4.07	\$26,525
All Counties	6,474	7.45	\$98,634	7,186	7.27	\$98,212	9,505	7.09	\$98,859	13,626	6.81	\$99,168	16,624	6.82	\$105,764

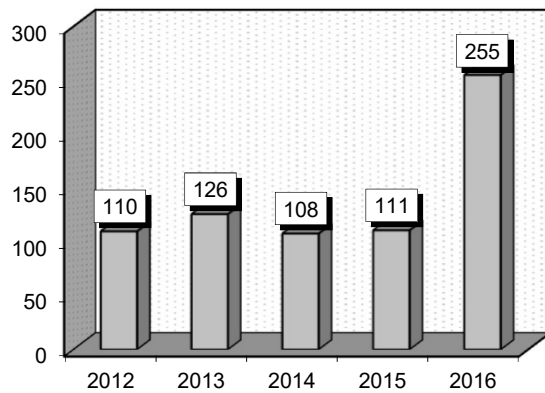
Depressive Neuroses (881)

Diagnoses: that frequently accompanied Depressive Neuroses were: 1) Suicidal ideation (V6284), 2) Tobacco use disorder (3051), 3) Cannabis abuse, unspecified (30520), 4) Unspecified essential hypertension (4019), 5) Alcohol abuse, unspecified (30500), 6) Posttraumatic stress disorder (30981), 7) Social maladjustment (V624).

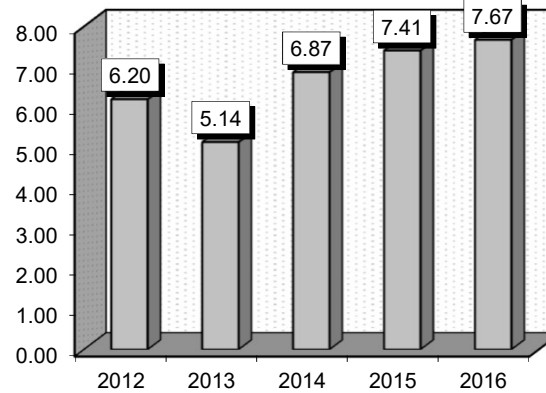
Definitions: Depression: A mood disorder that causes a persistent feeling of sadness and loss of interest. **Hypertension:** High blood pressure. **Dysthymic disorder:** A chronic mood disorder characterized by depressed feeling (sad, blue, low), loss of interest or pleasure in one's usual activities, and other symptoms typical of depression but tending to be longer in duration and less severe than in major depressive disorder.

Gender	2012			2013			2014			2015			2016		
	Cases	Avg LOS	Avg Bill	Cases	Avg LOS	Avg Bill	Cases	Avg LOS	Avg Bill	Cases	Avg LOS	Avg Bill	Cases	Avg LOS	Avg Bill
Male	48	4.58	\$22,755	71	5.37	\$24,550	52	7.85	\$38,700	59	8.15	\$39,202	131	7.98	\$35,320
Female	62	7.45	\$32,443	55	4.85	\$23,867	56	5.96	\$26,241	52	6.56	\$29,411	124	7.35	\$37,160
Age Group	Cases	Avg LOS	Avg Bill	Cases	Avg LOS	Avg Bill	Cases	Avg LOS	Avg Bill	Cases	Avg LOS	Avg Bill	Cases	Avg LOS	Avg Bill
0-17	3	2.33	\$7,958	4	1.75	\$14,971	2	1.00	\$7,732	1	2.00	\$50,715	10	2.90	\$13,002
18-35	19	3.95	\$23,430	24	3.33	\$13,986	9	3.33	\$20,100	8	4.25	\$24,970	36	5.03	\$20,251
36-49	10	4.20	\$16,980	19	3.58	\$22,744	17	5.53	\$34,923	18	5.61	\$30,234	29	5.83	\$30,745
50-64	42	5.24	\$22,981	39	5.92	\$26,221	35	8.60	\$37,991	44	7.86	\$34,626	108	7.42	\$35,211
65+	36	9.39	\$41,659	40	6.55	\$30,136	45	7.00	\$30,271	40	8.48	\$38,103	72	10.78	\$51,130
Total	110	6.20	\$28,216	126	5.14	\$24,252	108	6.87	\$32,240	111	7.41	\$34,616	255	7.67	\$36,215

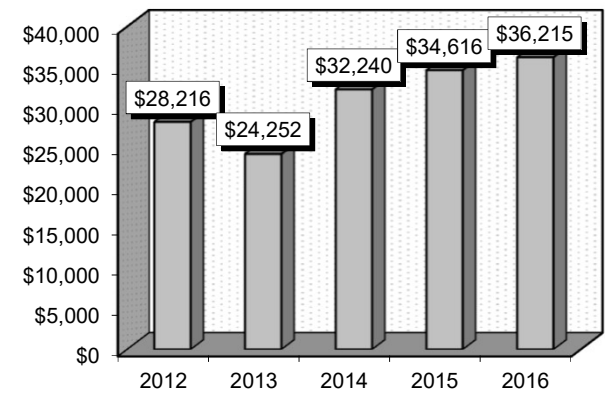
Patient Discharges (Cases)



Average Length of Stay (Avg LOS)



Average Billed Charges (Avg Bill)



County / Hospital	2012			2013			2014			2015			2016		
	Cases	Avg LOS	Avg Bill	Cases	Avg LOS	Avg Bill	Cases	Avg LOS	Avg Bill	Cases	Avg LOS	Avg Bill	Cases	Avg LOS	Avg Bill
Clark															
Centennial Hills	4	4.75	\$52,803	4	4.25	\$36,814	1	1.00	\$17,330	1	2.00	\$31,715	1	1.00	\$15,182
Desert Springs	25	11.64	\$40,042	24	9.00	\$35,350	37	11.14	\$45,738	43	10.16	\$48,864	103	10.00	\$46,693
Henderson Hospital	0	0.00	\$0	0	0.00	\$0	0	0.00	\$0	0	0.00	\$0	0	0.00	\$0
Mountain View	4	3.00	\$23,481	3	1.00	\$12,974	4	4.00	\$33,351	1	3.00	\$31,788	1	1.00	\$18,726
Mountain's Edge	0	0.00	\$0	0	0.00	\$0	0	0.00	\$0	0	0.00	\$0	0	0.00	\$0
North Vista	11	4.64	\$15,155	8	5.50	\$24,812	6	6.83	\$22,861	6	2.17	\$10,353	12	6.58	\$29,906
Southern Hills	12	7.25	\$22,612	16	6.56	\$26,688	15	7.53	\$28,825	5	10.80	\$39,034	20	7.85	\$39,162
Spring Valley	4	4.75	\$94,465	1	1.00	\$43,664	3	1.00	\$23,214	2	2.50	\$34,238	1	3.00	\$31,317
St. Rose-Rose de Lima	0	0.00	\$0	0	0.00	\$0	0	0.00	\$0	0	0.00	\$0	1	3.00	\$25,022
St. Rose-San Martin	2	2.00	\$16,112	1	3.00	\$46,002	1	1.00	\$9,156	0	0.00	\$0	0	0.00	\$0
St. Rose-Siena	0	0.00	\$0	2	4.50	\$25,074	1	1.00	\$2,407	0	0.00	\$0	0	0.00	\$0
Summerlin	1	1.00	\$24,441	5	2.80	\$25,543	0	0.00	\$0	2	5.50	\$46,775	0	0.00	\$0
Sunrise	2	1.00	\$24,405	4	13.25	\$58,409	7	8.43	\$68,610	3	10.00	\$74,378	9	4.11	\$46,779
UMC	3	3.00	\$13,674	2	6.00	\$24,092	2	3.00	\$13,343	0	0.00	\$0	7	5.43	\$43,045
Valley	4	2.25	\$25,420	3	6.33	\$45,813	2	10.50	\$33,848	15	5.87	\$26,628	40	6.43	\$27,276
Total	72	7.00	\$32,921	73	6.79	\$32,149	79	8.53	\$38,841	78	8.24	\$41,109	195	8.24	\$40,283
Washoe															
Carson Tahoe	2	4.50	\$16,178	3	2.00	\$7,184	5	1.40	\$8,591	7	6.14	\$19,306	23	3.78	\$13,689
Northern Nevada	3	10.67	\$64,994	9	4.11	\$29,672	5	2.60	\$27,263	4	6.50	\$40,546	10	7.70	\$57,963
Renown Regional	5	4.80	\$23,512	1	4.00	\$52,361	5	2.20	\$20,888	3	1.67	\$31,616	4	1.00	\$9,356
Renown S. Meadows	0	0.00	\$0	0	0.00	\$0	0	0.00	\$0	0	0.00	\$0	1	1.00	\$11,101
Saint Mary's	1	2.00	\$13,322	3	1.00	\$11,596	1	1.00	\$5,726	1	1.00	\$9,091	6	6.33	\$24,445
Sierra Surgery	0	0.00	\$0	0	0.00	\$0	0	0.00	\$0	0	0.00	\$0	0	0.00	\$0
Total	11	6.09	\$32,565	16	3.13	\$23,484	16	2.00	\$18,090	15	5.00	\$26,751	44	4.70	\$24,765
Rural															
Battle Mountain	0	0.00	\$0	0	0.00	\$0	0	0.00	\$0	0	0.00	\$0	0	0.00	\$0
Boulder City	0	0.00	\$0	0	0.00	\$0	4	3.25	\$10,009	17	5.94	\$11,904	13	10.69	\$21,458
Carson Valley	0	0.00	\$0	0	0.00	\$0	0	0.00	\$0	0	0.00	\$0	0	0.00	\$0
Churchill	0	0.00	\$0	0	0.00	\$0	0	0.00	\$0	0	0.00	\$0	0	0.00	\$0
Desert View	0	0.00	\$0	0	0.00	\$0	0	0.00	\$0	0	0.00	\$0	0	0.00	\$0
Grover C. Dils	0	0.00	\$0	0	0.00	\$0	0	0.00	\$0	0	0.00	\$0	0	0.00	\$0
Humboldt	0	0.00	\$0	0	0.00	\$0	0	0.00	\$0	0	0.00	\$0	0	0.00	\$0
Incline Village	0	0.00	\$0	0	0.00	\$0	0	0.00	\$0	0	0.00	\$0	0	0.00	\$0
Mesa View	0	0.00	\$0	0	0.00	\$0	1	1.00	\$13,056	1	3.00	\$32,188	0	0.00	\$0
Mount Grant	0	0.00	\$0	0	0.00	\$0	0	0.00	\$0	0	0.00	\$0	2	1.00	\$1,213
Northeastern	26	4.15	\$13,706	26	3.50	\$12,572	8	2.75	\$8,869	0	0.00	\$0	0	0.00	\$0
Nye	0	0.00	\$0	11	1.00	\$568	0	0.00	\$0	0	0.00	\$0	0	0.00	\$0
Pershing	0	0.00	\$0	0	0.00	\$0	0	0.00	\$0	0	0.00	\$0	0	0.00	\$0
South Lyon	0	0.00	\$0	0	0.00	\$0	0	0.00	\$0	0	0.00	\$0	0	0.00	\$0
William Bee Ririe	1	3.00	\$18,869	0	0.00	\$0	0	0.00	\$0	0	0.00	\$0	1	2.00	\$8,584
Total	27	4.11	\$13,898	37	2.76	\$9,003	13	2.77	\$9,542	18	5.78	\$13,031	16	8.94	\$18,123
All Counties	110	6.20	\$28,216	126	5.14	\$24,252	108	6.87	\$32,240	111	7.41	\$34,616	255	7.67	\$36,215

Alcohol/Drug Abuse Or Dependence (895-897)

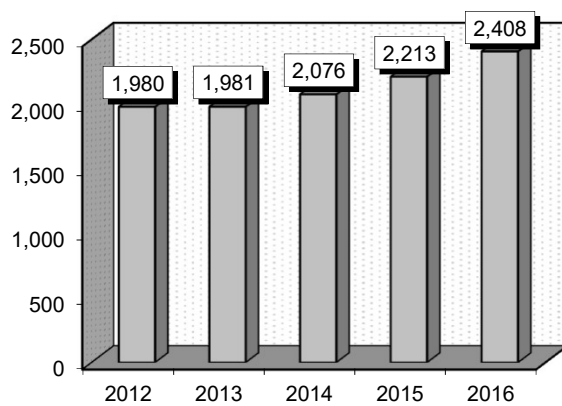
Diagnoses: that frequently accompanied Alcohol/Drug Abuse Or Dependence were: 1) Tobacco use disorder (3051), 2) Unspecified essential hypertension (4019), 3) Anxiety state, unspecified (30000), 4) Other convulsions (78039), 5) Hypopotassemia (2768), 6) Depressive disorder, not elsewhere classified (311), 7) Social maladjustment (V624), 8) Other chronic pain (33829).

Definitions: **Hypertension:** High blood pressure. **Hypopotassemia:** A deficiency of potassium in the blood. **Depression:** A mood disorder that causes a persistent feeling of sadness and loss of interest.

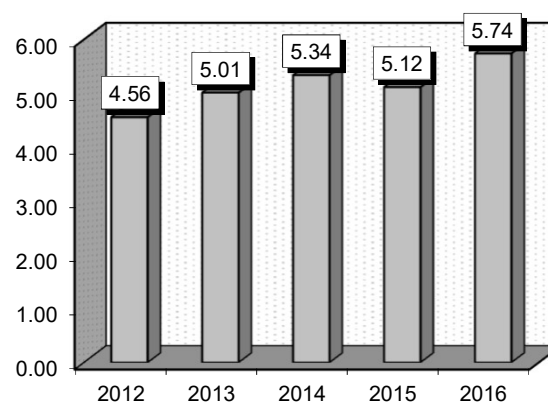
Comment: Alcohol and drug withdrawal symptoms vary from person to person. They will normally include one or more of the following: Severe headache, shakiness, hand tremors, anxiety, mood swings, depression, difficulty sleeping, nightmares, nausea, heart palpitations and loss of consciousness.

Gender	2012			2013			2014			2015			2016		
	Cases	Avg LOS	Avg Bill	Cases	Avg LOS	Avg Bill	Cases	Avg LOS	Avg Bill	Cases	Avg LOS	Avg Bill	Cases	Avg LOS	Avg Bill
Male	1,262	4.65	\$31,541	1,295	5.34	\$38,738	1,378	5.66	\$41,684	1,458	5.26	\$41,054	1,651	6.00	\$46,491
Female	718	4.40	\$26,722	686	4.40	\$27,609	698	4.70	\$28,425	755	4.84	\$31,960	757	5.18	\$36,227
Age Group	Cases	Avg LOS	Avg Bill	Cases	Avg LOS	Avg Bill	Cases	Avg LOS	Avg Bill	Cases	Avg LOS	Avg Bill	Cases	Avg LOS	Avg Bill
0-17	8	1.00	\$13,758	20	2.30	\$16,940	18	1.44	\$25,167	7	1.71	\$24,257	13	2.77	\$31,054
18-35	395	3.68	\$20,643	403	3.73	\$26,121	461	4.25	\$27,282	474	4.15	\$26,487	504	5.50	\$35,120
36-49	622	4.11	\$25,966	551	4.99	\$36,472	552	5.14	\$37,281	610	5.40	\$38,217	674	5.35	\$37,627
50-64	689	5.48	\$35,073	753	5.80	\$38,054	780	6.03	\$41,231	848	5.44	\$40,895	898	5.93	\$47,169
65+	266	4.65	\$39,142	254	4.99	\$37,357	265	5.86	\$43,440	274	5.23	\$48,436	319	6.55	\$57,543
Total	1,980	4.56	\$29,794	1,981	5.01	\$34,884	2,076	5.34	\$37,226	2,213	5.12	\$37,952	2,408	5.74	\$43,264

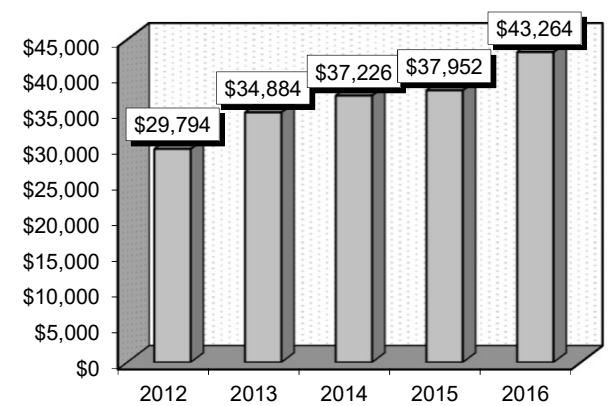
Patient Discharges (Cases)



Average Length of Stay (Avg LOS)



Average Billed Charges (Avg Bill)



County / Hospital	2012			2013			2014			2015			2016		
	Cases	Avg LOS	Avg Bill	Cases	Avg LOS	Avg Bill	Cases	Avg LOS	Avg Bill	Cases	Avg LOS	Avg Bill	Cases	Avg LOS	Avg Bill
Clark															
Centennial Hills	23	5.65	\$76,523	27	4.56	\$47,801	32	4.63	\$58,335	36	4.67	\$64,096	53	3.43	\$62,096
Desert Springs	64	4.58	\$42,553	85	6.76	\$46,046	104	6.04	\$39,617	98	7.54	\$59,966	116	6.03	\$59,388
Henderson Hospital	0	0.00	\$0	0	0.00	\$0	0	0.00	\$0	0	0.00	\$0	5	4.80	\$36,973
Mountain View	76	3.68	\$39,993	70	4.73	\$50,235	72	5.04	\$48,473	93	4.41	\$63,234	99	3.72	\$53,156
Mountain's Edge	0	0.00	\$0	0	0.00	\$0	0	0.00	\$0	0	0.00	\$0	5	3.00	\$11,734
North Vista	42	9.52	\$37,894	48	3.08	\$30,110	64	3.00	\$45,944	61	2.46	\$38,002	30	3.03	\$27,411
Southern Hills	17	5.59	\$42,634	27	5.44	\$34,972	43	5.67	\$47,899	48	4.98	\$47,508	40	4.80	\$56,690
Spring Valley	73	3.59	\$43,351	57	4.40	\$68,013	46	4.63	\$65,444	77	4.47	\$56,253	65	3.49	\$48,958
St. Rose-Rose de Lima	46	2.98	\$31,114	42	4.83	\$38,524	41	4.46	\$46,589	24	4.29	\$56,276	37	4.24	\$51,814
St. Rose-San Martin	26	3.58	\$38,782	24	4.75	\$39,527	29	3.28	\$37,495	30	5.20	\$61,540	18	3.22	\$43,735
St. Rose-Siena	54	4.04	\$35,331	39	3.21	\$35,558	31	3.97	\$41,473	44	4.77	\$54,037	68	4.88	\$58,125
Summerlin	38	4.05	\$42,964	45	5.38	\$65,493	52	5.02	\$81,320	48	4.50	\$63,994	73	4.42	\$71,682
Sunrise	352	3.34	\$26,463	395	4.13	\$36,094	426	4.61	\$41,585	446	4.19	\$40,839	349	6.18	\$67,613
UMC	186	4.76	\$37,129	207	4.00	\$30,692	170	4.53	\$30,048	136	5.54	\$39,722	148	6.61	\$48,470
Valley	70	3.56	\$43,994	95	4.66	\$57,485	67	8.46	\$80,269	68	3.65	\$40,451	75	3.79	\$51,172
Total	1,067	4.10	\$35,881	1,161	4.45	\$41,308	1,177	4.89	\$46,050	1,209	4.64	\$47,980	1,181	5.15	\$57,965
Washoe															
Carson Tahoe	386	6.42	\$18,223	345	6.68	\$17,950	413	7.20	\$17,584	454	7.15	\$19,379	571	8.11	\$22,997
Northern Nevada	67	5.19	\$32,585	47	5.49	\$42,831	50	4.02	\$32,962	41	4.24	\$34,939	45	5.02	\$45,130
Renown Regional	279	4.30	\$27,819	255	5.15	\$32,296	264	5.50	\$37,306	290	5.35	\$37,546	336	5.43	\$40,247
Renown S. Meadows	27	2.15	\$16,612	37	3.57	\$27,056	27	4.30	\$27,887	28	3.21	\$24,938	42	3.83	\$30,942
Saint Mary's	67	4.40	\$27,641	57	9.42	\$40,907	71	4.45	\$28,354	111	3.17	\$21,470	154	3.72	\$24,823
Sierra Surgery	0	0.00	\$0	0	0.00	\$0	0	0.00	\$0	0	0.00	\$0	0	0.00	\$0
Total	826	5.30	\$23,340	741	6.13	\$26,686	825	6.13	\$26,091	924	5.86	\$26,191	1,148	6.46	\$29,449
Rural															
Battle Mountain	0	0.00	\$0	0	0.00	\$0	0	0.00	\$0	0	0.00	\$0	1	3.00	\$9,196
Boulder City	3	2.33	\$7,741	3	2.33	\$12,006	3	3.00	\$29,617	3	3.00	\$8,833	2	3.00	\$10,197
Carson Valley	9	2.67	\$19,090	8	2.63	\$15,345	7	3.43	\$18,339	6	2.00	\$17,091	14	3.50	\$22,510
Churchill	17	3.29	\$19,214	18	3.33	\$17,855	12	6.25	\$34,635	7	4.14	\$22,764	16	6.00	\$31,530
Desert View	3	1.00	\$4,970	7	2.57	\$14,340	6	2.17	\$12,521	8	3.00	\$16,904	6	2.00	\$10,803
Grover C. Dils	10	3.00	\$4,812	7	2.71	\$2,460	11	2.91	\$2,873	10	3.30	\$3,780	8	3.25	\$4,493
Humboldt	11	3.91	\$20,042	5	4.20	\$21,970	1	5.00	\$25,046	10	5.90	\$32,586	4	4.00	\$22,743
Incline Village	0	0.00	\$0	0	0.00	\$0	0	0.00	\$0	0	0.00	\$0	0	0.00	\$0
Mesa View	6	2.83	\$13,531	3	1.67	\$13,284	5	2.20	\$13,395	6	3.83	\$16,010	1	3.00	\$18,937
Mount Grant	2	1.50	\$4,377	2	1.50	\$4,771	1	3.00	\$14,228	2	6.00	\$10,804	2	6.00	\$11,813
Northeastern	18	3.22	\$22,933	17	3.41	\$31,689	25	3.32	\$26,090	26	3.65	\$32,687	20	4.10	\$39,561
Nye	4	7.50	\$22,851	3	1.00	\$2,970	0	0.00	\$0	0	0.00	\$0	0	0.00	\$0
Pershing	0	0.00	\$0	0	0.00	\$0	0	0.00	\$0	1	2.00	\$7,265	0	0.00	\$0
South Lyon	0	0.00	\$0	1	1.00	\$2,786	2	7.00	\$17,788	0	0.00	\$0	3	3.67	\$5,224
William Bee Ririe	4	1.75	\$7,213	5	2.60	\$12,980	1	3.00	\$21,759	1	3.00	\$16,655	2	2.00	\$12,512
Total	87	3.20	\$16,415	79	2.90	\$17,371	74	3.68	\$21,019	80	3.76	\$22,234	79	4.05	\$24,246
All Counties	1,980	4.56	\$29,794	1,981	5.01	\$34,884	2,076	5.34	\$37,226	2,213	5.12	\$37,952	2,408	5.74	\$43,264

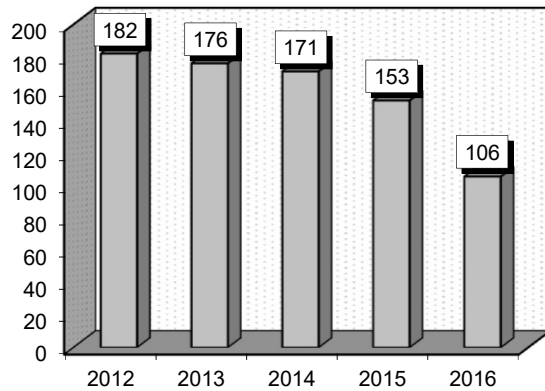
Traumatic Injury (913-914)

Diagnoses: that frequently accompanied Traumatic Injury were: 1) Unspecified essential hypertension (4019), 2) Head injury, unspecified (95901), 3) Acute respiratory failure (51881), 4) Angioneurotic edema, not elsewhere classified (9951).

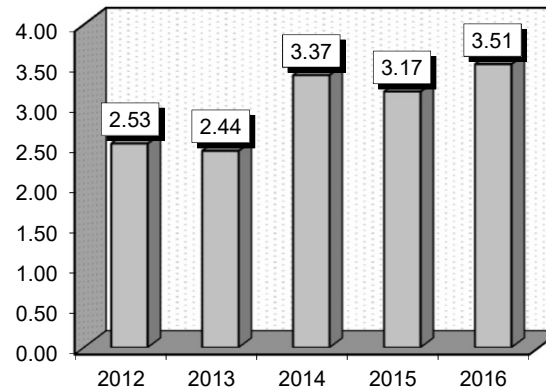
Definitions: Trauma: An injury, physical or mental. **Hypertension:** High blood pressure. **Closure of skin and subcutaneous tissue:** Suture or stitches used to close the injured tissue surrounding the wound.

Gender	2012			2013			2014			2015			2016		
	Cases	Avg LOS	Avg Bill	Cases	Avg LOS	Avg Bill	Cases	Avg LOS	Avg Bill	Cases	Avg LOS	Avg Bill	Cases	Avg LOS	Avg Bill
Male	101	2.50	\$32,757	106	2.04	\$30,554	109	3.13	\$38,707	84	3.15	\$42,605	61	3.62	\$53,890
Female	81	2.57	\$25,437	70	3.04	\$32,907	62	3.81	\$42,678	69	3.19	\$44,670	45	3.36	\$43,119
Age Group	Cases	Avg LOS	Avg Bill	Cases	Avg LOS	Avg Bill	Cases	Avg LOS	Avg Bill	Cases	Avg LOS	Avg Bill	Cases	Avg LOS	Avg Bill
0-17	23	2.00	\$22,668	22	1.64	\$21,446	12	1.50	\$13,972	12	3.42	\$39,054	9	1.67	\$30,331
18-35	36	2.06	\$32,398	42	2.02	\$33,452	34	2.68	\$36,071	32	2.34	\$41,341	15	2.00	\$45,661
36-49	38	2.21	\$28,641	33	2.39	\$30,792	23	2.83	\$35,578	24	2.17	\$37,410	23	2.48	\$44,949
50-64	31	3.26	\$36,793	22	3.36	\$43,179	48	3.29	\$43,766	38	3.82	\$43,959	12	7.00	\$61,202
65+	54	2.87	\$26,894	57	2.72	\$29,813	54	4.54	\$47,258	47	3.66	\$48,963	47	3.96	\$53,224
Total	182	2.53	\$29,499	176	2.44	\$31,490	171	3.37	\$40,147	153	3.17	\$43,536	106	3.51	\$49,318

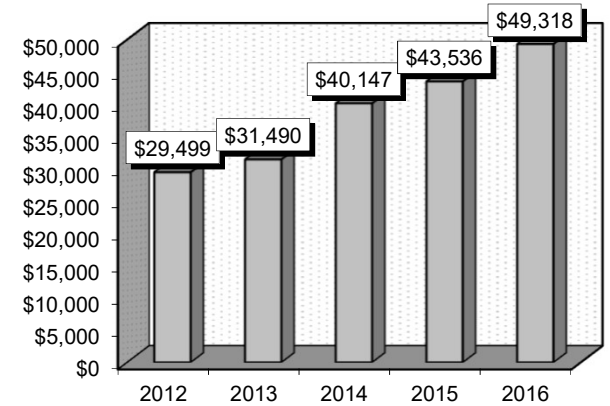
Patient Discharges (Cases)



Average Length of Stay (Avg LOS)



Average Billed Charges (Avg Bill)



County / Hospital	2012			2013			2014			2015			2016		
	Cases	Avg LOS	Avg Bill	Cases	Avg LOS	Avg Bill	Cases	Avg LOS	Avg Bill	Cases	Avg LOS	Avg Bill	Cases	Avg LOS	Avg Bill
Clark															
Centennial Hills	1	1.00	\$11,013	4	2.00	\$36,953	1	5.00	\$71,285	4	5.50	\$81,212	0	0.00	\$0
Desert Springs	1	12.00	\$70,354	5	4.80	\$41,682	8	3.50	\$35,958	4	8.50	\$66,504	3	6.67	\$91,644
Henderson Hospital	0	0.00	\$0	0	0.00	\$0	0	0.00	\$0	0	0.00	\$0	0	0.00	\$0
Mountain View	8	2.75	\$37,648	9	2.89	\$38,982	13	3.54	\$59,018	12	2.83	\$40,589	9	2.44	\$50,641
Mountain's Edge	0	0.00	\$0	0	0.00	\$0	0	0.00	\$0	0	0.00	\$0	0	0.00	\$0
North Vista	0	0.00	\$0	3	3.33	\$35,623	1	1.00	\$6,725	0	0.00	\$0	1	1.00	\$8,890
Southern Hills	2	1.00	\$12,501	2	1.50	\$25,565	1	2.00	\$55,523	6	2.17	\$38,623	1	1.00	\$19,362
Spring Valley	4	4.25	\$37,482	4	2.25	\$45,687	7	2.57	\$40,873	8	2.50	\$44,034	5	3.20	\$48,176
St. Rose-Rose de Lima	18	2.17	\$25,032	13	3.69	\$32,901	3	4.33	\$50,710	1	10.00	\$94,233	1	13.00	\$111,334
St. Rose-San Martin	2	7.00	\$54,032	2	2.00	\$34,568	1	8.00	\$73,581	1	1.00	\$14,319	0	0.00	\$0
St. Rose-Siena	13	2.31	\$30,406	6	1.67	\$29,944	6	2.67	\$28,547	8	2.13	\$45,252	4	3.75	\$41,414
Summerlin	5	2.60	\$34,971	12	2.58	\$37,627	5	3.80	\$77,303	11	3.18	\$50,504	2	2.50	\$48,214
Sunrise	24	2.75	\$35,497	25	1.80	\$32,536	34	3.79	\$49,804	26	4.12	\$57,436	18	3.56	\$68,998
UMC	32	2.28	\$23,674	35	2.46	\$30,109	33	3.33	\$32,617	26	2.35	\$38,414	24	3.04	\$53,164
Valley	7	3.43	\$63,944	5	3.40	\$43,070	4	6.00	\$72,273	6	2.33	\$59,631	6	1.83	\$31,101
Total	117	2.68	\$31,995	125	2.57	\$34,067	117	3.58	\$45,443	113	3.26	\$49,008	74	3.26	\$55,105
Washoe															
Carson Tahoe	2	1.50	\$13,514	5	2.40	\$19,244	7	1.71	\$13,713	5	3.80	\$31,588	1	2.00	\$14,088
Northern Nevada	2	2.00	\$31,065	1	1.00	\$8,228	2	1.50	\$28,124	0	0.00	\$0	2	4.00	\$48,566
Renown Regional	35	2.17	\$32,101	19	2.32	\$40,516	22	3.23	\$42,082	17	2.41	\$32,443	14	3.00	\$44,920
Renown S. Meadows	2	2.00	\$22,280	1	1.00	\$10,861	3	4.00	\$22,514	3	2.00	\$14,728	0	0.00	\$0
Saint Mary's	11	2.36	\$15,915	10	2.20	\$24,092	9	3.11	\$22,279	6	2.67	\$18,735	8	4.50	\$26,162
Sierra Surgery	0	0.00	\$0	0	0.00	\$0	0	0.00	\$0	0	0.00	\$0	0	0.00	\$0
Total	52	2.17	\$27,545	36	2.22	\$31,279	43	2.93	\$31,305	31	2.65	\$27,937	25	3.52	\$37,976
Rural															
Battle Mountain	0	0.00	\$0	0	0.00	\$0	0	0.00	\$0	0	0.00	\$0	0	0.00	\$0
Boulder City	0	0.00	\$0	0	0.00	\$0	0	0.00	\$0	0	0.00	\$0	1	17.00	\$47,563
Carson Valley	1	6.00	\$20,156	2	4.00	\$39,878	0	0.00	\$0	0	0.00	\$0	1	11.00	\$46,610
Churchill	2	2.00	\$14,644	2	2.00	\$9,548	0	0.00	\$0	1	3.00	\$21,415	0	0.00	\$0
Desert View	1	2.00	\$11,575	4	1.50	\$9,599	1	1.00	\$4,806	1	4.00	\$30,469	1	3.00	\$24,466
Grover C. Dils	0	0.00	\$0	0	0.00	\$0	0	0.00	\$0	0	0.00	\$0	1	3.00	\$7,771
Humboldt	2	4.50	\$31,092	0	0.00	\$0	1	1.00	\$12,351	0	0.00	\$0	0	0.00	\$0
Incline Village	0	0.00	\$0	0	0.00	\$0	0	0.00	\$0	0	0.00	\$0	0	0.00	\$0
Mesa View	1	1.00	\$4,986	0	0.00	\$0	0	0.00	\$0	0	0.00	\$0	1	1.00	\$19,938
Mount Grant	2	1.50	\$5,246	0	0.00	\$0	0	0.00	\$0	1	4.00	\$11,722	0	0.00	\$0
Northeastern	2	2.50	\$15,293	0	0.00	\$0	6	3.33	\$23,295	6	4.00	\$32,244	2	4.00	\$27,090
Nye	0	0.00	\$0	6	1.00	\$1,442	0	0.00	\$0	0	0.00	\$0	0	0.00	\$0
Pershing	0	0.00	\$0	0	0.00	\$0	0	0.00	\$0	0	0.00	\$0	0	0.00	\$0
South Lyon	0	0.00	\$0	1	4.00	\$11,871	1	3.00	\$8,650	0	0.00	\$0	0	0.00	\$0
William Bee Ririe	2	2.00	\$11,979	0	0.00	\$0	2	3.50	\$18,264	0	0.00	\$0	0	0.00	\$0
Total	13	2.62	\$14,863	15	1.87	\$10,518	11	2.91	\$18,373	9	3.89	\$28,563	7	6.14	\$28,647
All Counties	182	2.53	\$29,499	176	2.44	\$31,490	171	3.37	\$40,147	153	3.17	\$43,536	106	3.51	\$49,318

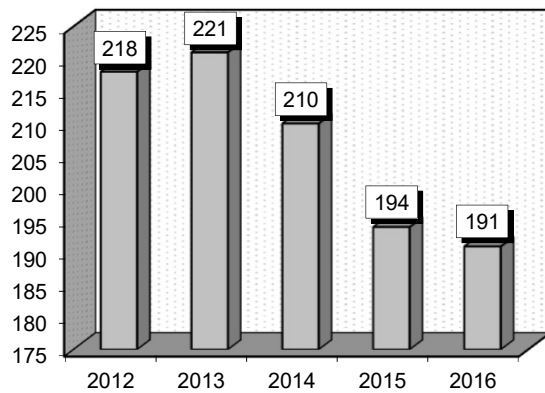
Allergic Reactions (915-916)

Diagnoses: that frequently accompanied Allergic Reactions were: 1) Acute respiratory failure (51881), 2) Angioneurotic edema, not elsewhere classified (9951), 3) Unspecified essential hypertension (4019), 4) Other anaphylactic reaction (9950).

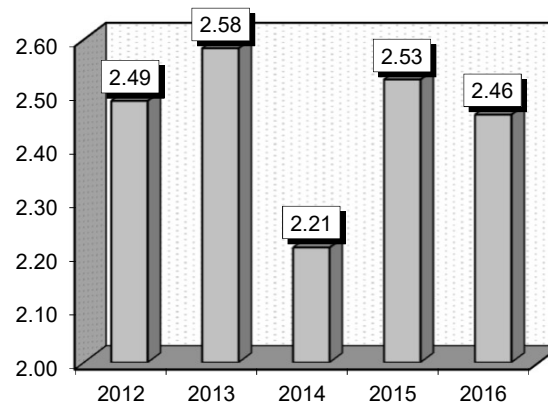
Definitions: angioedema: The rapid swelling of the dermis, subcutaneous tissue, mucosa and submucosal tissues. **Anaphylactic shock:** A serious and profound state of shock brought about by hypersensitivity (anaphylaxis) to an allergen such as a drug, foreign protein, or toxin.

	2012			2013			2014			2015			2016		
	Cases	Avg LOS	Avg Bill	Cases	Avg LOS	Avg Bill	Cases	Avg LOS	Avg Bill	Cases	Avg LOS	Avg Bill	Cases	Avg LOS	Avg Bill
Gender															
Male	102	2.32	\$27,472	91	2.76	\$35,057	88	2.07	\$28,341	84	2.11	\$30,220	73	2.08	\$34,542
Female	116	2.63	\$33,900	130	2.46	\$29,868	122	2.32	\$28,763	110	2.85	\$41,099	118	2.69	\$41,751
Age Group															
0-17	20	1.20	\$10,187	27	1.44	\$18,650	22	1.50	\$13,613	34	1.38	\$13,920	21	1.29	\$15,894
18-35	24	2.00	\$25,324	25	2.44	\$30,742	24	2.21	\$28,578	17	3.00	\$37,232	21	2.71	\$38,053
36-49	35	1.89	\$20,728	42	2.67	\$33,033	42	1.86	\$27,975	32	2.50	\$38,137	30	2.40	\$42,628
50-64	73	2.95	\$41,999	66	2.71	\$33,022	56	2.18	\$31,652	56	2.23	\$29,664	58	2.43	\$37,795
65+	66	2.86	\$32,298	61	2.95	\$36,626	66	2.71	\$31,369	55	3.40	\$55,848	61	2.84	\$46,628
Total	218	2.49	\$30,893	221	2.58	\$32,005	210	2.21	\$28,587	194	2.53	\$36,389	191	2.46	\$38,996

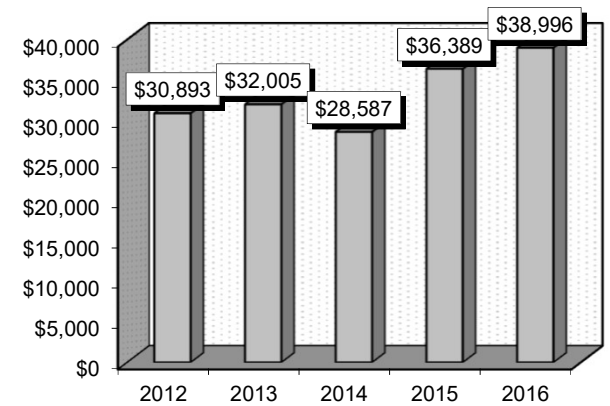
Patient Discharges (Cases)



Average Length of Stay (Avg LOS)



Average Billed Charges (Avg Bill)



County / Hospital	2012			2013			2014			2015			2016		
	Cases	Avg LOS	Avg Bill	Cases	Avg LOS	Avg Bill	Cases	Avg LOS	Avg Bill	Cases	Avg LOS	Avg Bill	Cases	Avg LOS	Avg Bill
Clark															
Centennial Hills	3	1.00	\$10,705	5	2.80	\$48,042	9	1.56	\$25,894	8	3.00	\$48,958	10	1.20	\$27,761
Desert Springs	13	4.00	\$47,406	4	1.50	\$18,739	6	7.83	\$81,927	8	2.63	\$49,018	7	2.29	\$41,307
Henderson Hospital	0	0.00	\$0	0	0.00	\$0	0	0.00	\$0	0	0.00	\$0	0	0.00	\$0
Mountain View	13	2.62	\$47,761	19	3.79	\$71,316	21	2.10	\$38,689	12	2.58	\$45,886	19	2.89	\$62,335
Mountain's Edge	0	0.00	\$0	0	0.00	\$0	0	0.00	\$0	0	0.00	\$0	0	0.00	\$0
North Vista	13	2.38	\$24,707	5	4.20	\$27,233	10	2.90	\$46,751	11	1.73	\$17,805	12	1.42	\$19,510
Southern Hills	5	1.20	\$16,477	5	1.40	\$10,871	6	2.00	\$19,633	4	1.00	\$16,380	2	3.50	\$38,344
Spring Valley	7	2.14	\$38,814	3	1.00	\$5,712	6	3.17	\$58,483	4	5.75	\$117,194	3	5.33	\$79,186
St. Rose-Rose de Lima	11	2.36	\$27,320	10	3.70	\$53,315	5	1.80	\$24,357	8	3.50	\$57,478	6	3.67	\$71,300
St. Rose-San Martin	4	2.75	\$37,605	3	2.00	\$29,985	0	0.00	\$0	4	5.50	\$81,620	1	3.00	\$40,381
St. Rose-Siena	22	2.05	\$23,215	18	4.11	\$41,712	14	2.14	\$28,771	18	2.11	\$31,982	10	3.50	\$39,218
Summerlin	10	2.00	\$23,319	7	2.43	\$36,034	18	1.72	\$25,284	9	1.89	\$24,728	8	2.13	\$34,321
Sunrise	28	2.18	\$34,092	27	2.33	\$34,703	36	1.92	\$26,275	31	2.48	\$40,544	38	2.45	\$46,905
UMC	28	2.57	\$22,953	37	2.49	\$19,848	23	1.96	\$17,057	27	2.07	\$24,031	15	1.87	\$29,464
Valley	13	5.46	\$89,598	17	3.47	\$57,723	7	2.14	\$33,394	11	2.45	\$52,694	15	2.93	\$50,468
Total	170	2.63	\$34,714	160	2.94	\$38,479	161	2.26	\$31,211	155	2.50	\$39,577	146	2.50	\$43,944
Washoe															
Carson Tahoe	6	2.17	\$17,507	9	1.44	\$9,110	4	1.50	\$11,373	4	1.75	\$13,576	5	2.00	\$13,734
Northern Nevada	2	1.00	\$15,043	4	1.00	\$10,945	3	4.00	\$62,797	1	1.00	\$15,871	2	2.00	\$35,001
Renown Regional	22	2.14	\$19,844	19	1.47	\$17,207	19	2.26	\$19,337	16	2.50	\$22,610	21	2.29	\$23,906
Renown S. Meadows	3	2.67	\$26,661	6	2.50	\$26,269	7	1.71	\$19,989	2	2.00	\$18,921	2	3.00	\$28,839
Saint Mary's	9	1.56	\$10,976	10	1.60	\$11,071	7	1.43	\$10,180	10	3.40	\$29,276	13	2.62	\$22,955
Sierra Surgery	0	0.00	\$0	0	0.00	\$0	0	0.00	\$0	0	0.00	\$0	0	0.00	\$0
Total	42	2.00	\$17,868	48	1.58	\$15,021	40	2.08	\$20,312	33	2.61	\$23,107	43	2.37	\$23,181
Rural															
Battle Mountain	0	0.00	\$0	0	0.00	\$0	0	0.00	\$0	0	0.00	\$0	0	0.00	\$0
Boulder City	0	0.00	\$0	0	0.00	\$0	0	0.00	\$0	0	0.00	\$0	0	0.00	\$0
Carson Valley	2	2.00	\$22,161	1	2.00	\$14,334	1	2.00	\$29,303	0	0.00	\$0	0	0.00	\$0
Churchill	1	1.00	\$4,886	3	1.00	\$12,792	3	1.00	\$7,480	0	0.00	\$0	1	1.00	\$14,534
Desert View	3	2.00	\$11,164	1	7.00	\$32,148	1	3.00	\$23,018	1	3.00	\$27,447	0	0.00	\$0
Grover C. Dils	0	0.00	\$0	0	0.00	\$0	0	0.00	\$0	0	0.00	\$0	0	0.00	\$0
Humboldt	0	0.00	\$0	1	1.00	\$21,378	0	0.00	\$0	0	0.00	\$0	0	0.00	\$0
Incline Village	0	0.00	\$0	0	0.00	\$0	0	0.00	\$0	0	0.00	\$0	0	0.00	\$0
Mesa View	0	0.00	\$0	1	1.00	\$20,294	2	1.00	\$7,280	1	5.00	\$46,211	0	0.00	\$0
Mount Grant	0	0.00	\$0	0	0.00	\$0	0	0.00	\$0	0	0.00	\$0	0	0.00	\$0
Northeastern	0	0.00	\$0	4	2.00	\$16,594	2	4.00	\$38,218	2	3.50	\$41,041	1	2.00	\$21,036
Nye	0	0.00	\$0	2	1.00	\$1,288	0	0.00	\$0	0	0.00	\$0	0	0.00	\$0
Pershing	0	0.00	\$0	0	0.00	\$0	0	0.00	\$0	0	0.00	\$0	0	0.00	\$0
South Lyon	0	0.00	\$0	0	0.00	\$0	0	0.00	\$0	1	1.00	\$2,780	0	0.00	\$0
William Bee Ririe	0	0.00	\$0	0	0.00	\$0	0	0.00	\$0	1	1.00	\$3,887	0	0.00	\$0
Total	6	1.83	\$13,783	13	1.85	\$15,037	9	2.00	\$18,417	6	2.83	\$27,068	2	1.50	\$17,785
All Counties	218	2.49	\$30,893	221	2.58	\$32,005	210	2.21	\$28,587	194	2.53	\$36,389	191	2.46	\$38,996

Poisoning & Toxic Effects Of Drugs (917-918)

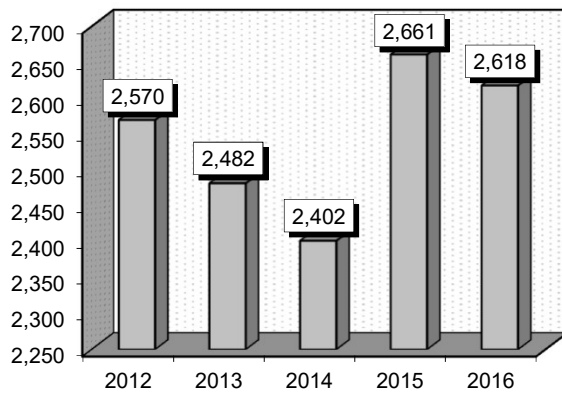
Diagnoses: that frequently accompanied Poisoning & Toxic Effects Of Drugs were: 1) Tobacco use disorder (3051), 2) Depressive disorder, not elsewhere classified (311), 3) Unspecified essential hypertension (4019), 4) Altered mental status (78097), 5) Poisoning by benzodiazepine-based tranquilizers (9694), 6) Anxiety state, unspecified (30000), 7) Hypopotassemia (2768), 8) Poisoning by aromatic analgesics, not elsewhere classified (9654), 9) Suicidal ideation (V6284).

Definitions: **Hypertension:** High blood pressure. **Psychotropic:** Exerting an effect on the mind; capable of modifying mental activity; said especially of drugs. **Hypopotassemia:** A deficiency of potassium in the blood. **Bipolar disorder:** Previously referred to as manic depressive illness, characterized by the occurrence of mania (euphoria) alternating with bouts of depression.

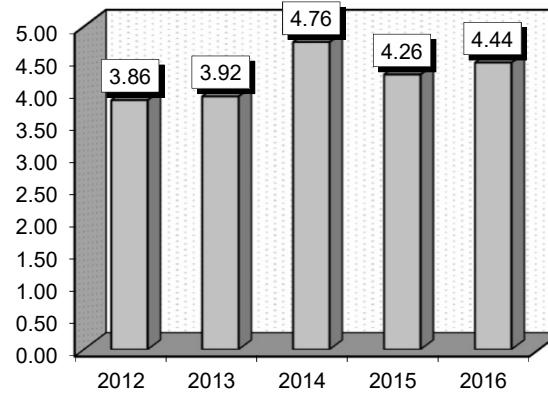
Comment: Poisoning is a condition produced by the ingestion of, injection of, inhalation of, or exposure to a poisonous substance. According to the Center for Disease Control and Prevention, a poisoning is a poison exposure that results in bodily harm. Poison exposures can occur by accident without intent, these exposures are defined as unintentional poisonings. Poison exposures can be the result of a conscious, willful decision, defined as intentional poisonings. Identification of the poison and presentation of a container label are critical to diagnosis and treatment.

Gender	2012			2013			2014			2015			2016		
	Cases	Avg LOS	Avg Bill	Cases	Avg LOS	Avg Bill	Cases	Avg LOS	Avg Bill	Cases	Avg LOS	Avg Bill	Cases	Avg LOS	Avg Bill
Male	1,119	4.08	\$45,555	1,072	4.17	\$50,052	1,085	5.04	\$61,669	1,172	4.53	\$61,703	1,141	4.21	\$58,827
Female	1,451	3.69	\$40,561	1,410	3.73	\$44,914	1,317	4.53	\$51,227	1,489	4.04	\$53,160	1,477	4.62	\$58,654
Age Group	Cases	Avg LOS	Avg Bill	Cases	Avg LOS	Avg Bill	Cases	Avg LOS	Avg Bill	Cases	Avg LOS	Avg Bill	Cases	Avg LOS	Avg Bill
0-17	222	1.87	\$19,619	245	1.61	\$18,577	231	1.99	\$26,654	264	2.31	\$29,883	241	2.10	\$28,724
18-35	667	3.60	\$36,540	647	3.91	\$40,496	617	4.19	\$48,242	668	3.78	\$46,892	677	3.92	\$53,913
36-49	595	4.14	\$47,337	543	4.08	\$49,828	525	5.26	\$57,451	568	4.71	\$63,330	539	5.01	\$61,851
50-64	712	4.41	\$49,063	687	4.56	\$57,736	653	5.62	\$68,207	740	4.76	\$65,363	701	5.08	\$64,785
65+	374	4.04	\$48,140	360	4.03	\$54,197	376	5.19	\$63,172	421	4.76	\$66,315	460	4.80	\$68,653
Total	2,570	3.86	\$42,735	2,482	3.92	\$47,133	2,402	4.76	\$55,943	2,661	4.26	\$56,923	2,618	4.44	\$58,730

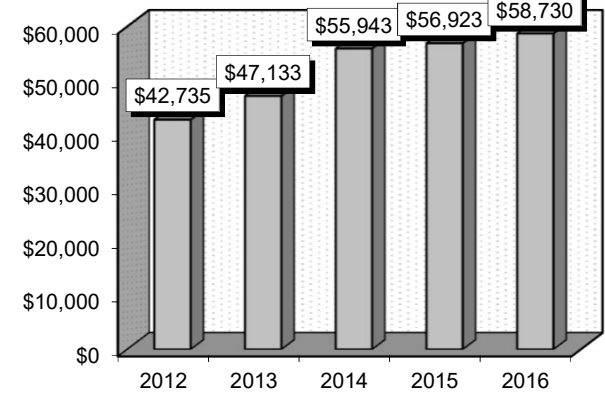
Patient Discharges (Cases)



Average Length of Stay (Avg LOS)



Average Billed Charges (Avg Bill)



County / Hospital	2012			2013			2014			2015			2016		
	Cases	Avg LOS	Avg Bill	Cases	Avg LOS	Avg Bill	Cases	Avg LOS	Avg Bill	Cases	Avg LOS	Avg Bill	Cases	Avg LOS	Avg Bill
Clark															
Centennial Hills	84	4.24	\$61,264	104	3.72	\$51,307	120	4.43	\$56,366	132	3.61	\$58,751	121	4.12	\$68,915
Desert Springs	103	4.83	\$62,336	124	5.52	\$69,120	160	6.38	\$79,056	127	4.46	\$75,199	128	5.48	\$83,385
Henderson Hospital	0	0.00	\$0	0	0.00	\$0	0	0.00	\$0	0	0.00	\$0	4	3.75	\$87,903
Mountain View	177	4.75	\$61,300	167	4.21	\$59,483	174	5.24	\$83,045	186	4.19	\$69,005	211	4.63	\$75,853
Mountain's Edge	0	0.00	\$0	0	0.00	\$0	0	0.00	\$0	0	0.00	\$0	0	0.00	\$0
North Vista	65	5.35	\$44,758	74	7.22	\$80,227	70	5.13	\$47,020	96	3.39	\$33,418	80	3.61	\$35,064
Southern Hills	37	5.00	\$41,774	53	4.34	\$52,303	65	4.60	\$50,834	74	4.77	\$61,352	77	3.91	\$59,046
Spring Valley	130	4.21	\$53,484	132	5.19	\$67,285	93	4.62	\$77,633	126	4.00	\$72,836	96	4.07	\$71,167
St. Rose-Rose de Lima	117	4.19	\$42,362	81	3.90	\$48,621	85	5.82	\$72,251	81	5.16	\$73,283	92	5.48	\$88,258
St. Rose-San Martin	49	3.69	\$29,599	45	4.18	\$44,222	38	3.89	\$42,186	45	2.91	\$40,564	42	4.40	\$62,309
St. Rose-Siena	139	3.22	\$42,223	107	3.16	\$39,749	110	3.60	\$51,303	122	4.58	\$69,480	161	3.68	\$53,948
Summerlin	111	3.78	\$58,099	156	3.38	\$50,157	141	4.54	\$64,624	149	3.73	\$60,706	149	3.60	\$70,099
Sunrise	333	4.26	\$51,417	311	4.51	\$59,915	319	6.36	\$80,769	427	5.68	\$83,643	307	5.10	\$90,485
UMC	221	3.82	\$33,547	207	3.64	\$29,387	155	4.98	\$35,307	175	3.54	\$36,566	197	3.64	\$41,887
Valley	157	4.17	\$65,294	174	5.00	\$72,169	123	5.61	\$74,682	172	4.31	\$65,656	161	4.02	\$66,531
Total	1,723	4.20	\$50,689	1,735	4.39	\$55,741	1,653	5.28	\$66,910	1,912	4.42	\$65,772	1,826	4.34	\$69,092
Washoe															
Carson Tahoe	106	2.65	\$23,073	107	2.59	\$24,854	117	2.99	\$27,171	109	3.27	\$29,799	88	3.09	\$30,073
Northern Nevada	57	1.98	\$23,947	47	2.64	\$38,128	36	4.08	\$54,736	39	4.15	\$62,893	37	3.65	\$47,302
Renown Regional	419	3.75	\$31,404	353	3.34	\$32,608	358	4.07	\$35,209	372	4.25	\$38,790	398	5.88	\$41,762
Renown S. Meadows	17	1.65	\$22,980	21	2.95	\$29,150	14	2.07	\$24,020	17	2.18	\$24,880	22	3.36	\$25,341
Saint Mary's	139	3.15	\$22,731	130	2.23	\$16,958	125	3.66	\$28,191	129	3.89	\$26,012	179	3.83	\$25,113
Sierra Surgery	0	0.00	\$0	0	0.00	\$0	0	0.00	\$0	0	0.00	\$0	0	0.00	\$0
Total	738	3.30	\$27,804	658	2.94	\$28,539	650	3.75	\$33,253	666	3.96	\$35,900	724	4.84	\$36,009
Rural															
Battle Mountain	0	0.00	\$0	0	0.00	\$0	0	0.00	\$0	0	0.00	\$0	0	0.00	\$0
Boulder City	6	2.50	\$14,272	2	2.00	\$11,741	7	7.14	\$15,793	2	4.50	\$15,820	7	3.00	\$10,004
Carson Valley	10	2.60	\$30,100	4	1.75	\$7,553	3	2.33	\$16,574	9	3.89	\$19,812	11	2.82	\$27,268
Churchill	20	2.85	\$15,978	11	1.45	\$11,981	12	2.58	\$19,328	21	2.86	\$20,193	8	2.13	\$12,713
Desert View	1	2.00	\$8,700	2	1.00	\$6,519	11	2.64	\$17,525	3	1.67	\$9,704	1	55.00	\$230,407
Grover C. Dils	2	2.00	\$4,995	0	0.00	\$0	1	1.00	\$2,879	1	3.00	\$8,267	1	2.00	\$9,662
Humboldt	7	2.43	\$17,110	7	2.29	\$14,699	4	1.25	\$5,147	4	5.50	\$45,070	0	0.00	\$0
Incline Village	0	0.00	\$0	0	0.00	\$0	0	0.00	\$0	0	0.00	\$0	0	0.00	\$0
Mesa View	17	2.47	\$13,065	9	3.00	\$18,114	10	2.40	\$13,781	7	2.57	\$18,125	4	2.75	\$23,447
Mount Grant	5	1.80	\$5,081	1	5.00	\$13,761	0	0.00	\$0	3	3.00	\$5,393	6	2.00	\$2,460
Northeastern	33	2.24	\$24,221	45	1.80	\$19,894	47	2.40	\$28,798	32	2.22	\$24,794	26	1.88	\$25,667
Nye	1	1.00	\$7,375	1	1.00	\$424	0	0.00	\$0	0	0.00	\$0	0	0.00	\$0
Pershing	0	0.00	\$0	0	0.00	\$0	0	0.00	\$0	0	0.00	\$0	0	0.00	\$0
South Lyon	0	0.00	\$0	0	0.00	\$0	1	6.00	\$16,319	0	0.00	\$0	0	0.00	\$0
William Bee Ririe	7	2.43	\$10,806	7	3.14	\$17,311	3	2.33	\$14,683	1	4.00	\$17,168	4	1.75	\$8,675
Total	109	2.42	\$18,114	89	2.03	\$16,798	99	2.76	\$21,820	83	2.84	\$21,751	68	3.01	\$22,388
All Counties	2,570	3.86	\$42,735	2,482	3.92	\$47,133	2,402	4.76	\$55,943	2,661	4.26	\$56,923	2,618	4.44	\$58,730

