




Personal Health Choices

University of Nevada Las Vegas
Center for Health Information Analysis
&

Nevada Department of Health and Human Services
Division of Health Care Financing and Policy



BOOK 3
HOSPITAL OUTPATIENT
Twenty-Eighth Edition

Table of Contents

Foreword	i
Acknowledgments	ii
Introduction	iii
Factors to Consider in Reviewing this Report	iv
General Acute Care Hospitals	v
Listing of EAPG Groups (Reports)	vi - viii
Discussion and Graphics: 15 Outpatient Emergency (ED) Enhanced Ambulatory Patient Groups	1 - 30
Discussion and Graphics: 15 Outpatient Surgery (OS) Enhanced Ambulatory Patient Groups	31 - 60
Discussion and Graphics: 15 Other Outpatient (TH) Enhanced Ambulatory Patient Groups	61 - 90

Foreword

Personal Health Choices is a joint publication of the Center for Health Information Analysis (CHIA) and the Nevada Department of Health and Human Services, Division of Health Care Financing and Policy. This report presents general acute care hospital outpatient discharge billing records data for 15 common medical and surgical diagnoses per outpatient type by EAPG* (Enhanced Ambulatory Patient Grouping) as reported by 34 of Nevada's acute care hospitals that discharged patients within the period of 2011 to 2015.

These data are available through the standard Uniform Billing form, which is utilized by hospitals to bill for their hospital charges. These data include patients who were admitted to a hospital as an outpatient. The reports are categorized into 3 outpatient types: 1 - Outpatient Emergency (ED), 2 - Outpatient Surgery (OS), 3 - Other Outpatient (TH). It includes information about patients discharged from non-federal hospitals in Nevada. These data identify billed charges, not the actual payments received by the hospital.

The data were compiled by CHIA using information from outpatient hospital billing records. This information was gathered and analyzed as part of a contractual agreement between the Department of Health and Human Services and the University under the authority granted in Section 439B of the Nevada Revised Statutes. CHIA audits the data and requests corrections when errors are found. It is not possible to detect all errors. CHIA is not responsible for errors that cannot be found by an audit.

An electronic copy of this publication can be downloaded from <http://www.nevadacomparecare.net/static-choices.php>

*3M™ Enhanced Ambulatory Patient Grouping System

Below is the web address of the EAPG fact sheet.

http://multimedia.3m.com/mws/mediawebserver?mwsld=SSSSSuH8gc7nZxtUN8mvPY_1evUqe17zHvTSevTSeSSSSSS--&fn=apgs_enhanced_fs.pdf

Nevada Department of Health and Human Services
Division of Health Care Financing and Policy
1100 East William Street, Suite 101
Carson City, NV 89701
Telephone: (775) 684-3676

Personal Health Choices
Twenty-Eighth Edition, 2011-2015
Published June, 2016



PERSONAL HEALTH CHOICES: 2011-2015

Book 3 - Acute Care Hospitals - Outpatient

ACKNOWLEDGMENTS

Department of Health and Human Services

Richard Whitley, MS, Director

University of Nevada, Las Vegas, School of Community Health Sciences

Shawn Gerstenberger, PhD, Dean

Center for Health Information Analysis

Joseph Greenway, MPH, Director

Division of Health Care Financing and Policy

Marta Jensen, Acting Administrator

Janice Prentice, Chief, Reimbursement Analysis and Payment Unit

Introduction

This twenty-eighth edition, Book 3 of Personal Health Choices compares 34 of Nevada's general acute care hospitals with respect to 15 common medical diagnoses and surgical procedures per outpatient type, defined by 3M's Enhanced Ambulatory Patient Groups (EAPGs: see below). The definitions to all EAPGs can be found on the narrative page for each EAPG. Each diagnosis and procedure in this publication is based on an individual EAPG.

THE 3M™ ENHANCED AMBULATORY PATIENT GROUPING SYSTEM

Enhanced Ambulatory Patient Group (EAPG), is a classification system that developed specifically for use in today's complex ambulatory environment to develop an effective and comprehensive OPPS that includes hospitals, freestanding ambulatory surgery centers (ASCs), renal dialysis centers, and other diverse care settings.

By reflecting the care that today's facilities provide to non-Medicare beneficiaries, the 3M EAPG System captures the current changes in clinical practice and resource use and can provide a broader, more inclusive classification of outpatient care than the Centers for Medicare & Medicaid (CMS) Ambulatory Payment Classifications (APCs).

Below is the web address of the EAPG fact sheet.

http://multimedia.3m.com/mws/mediawebserver?mwsld=SSSSSuH8gc7nZxtUN8mvPY_1evUqe17zHvTSevTSeSSSSSS--&fn=apgs_enhanced_fs.pdf

INFORMATION LEVEL

Personal Health Choices is intended as a source of information regarding the billed charges of hospitals in Nevada, and should not be construed as a definitive guide for selecting a hospital in order to receive outpatient medical care. The financial information in this report is based on billed charges rather than the amount actually collected on discharged patients per EAPG. Billed charges and collected charges can differ significantly. This report provides the reader information about one component of healthcare pricing - hospital outpatient services. Inpatient hospitalization as well as professional physician and other non-hospital ancillary healthcare services are not covered in this report.

CREDIT DUE: Google Web was extensively used to obtain definitions for medical terms. This can be accessed by typing, 'define: term' in the Google search box. Also <http://medical-dictionary.thefreedictionary.com/>

Factors

The information provided in this report is formatted so as to present narrative and tabular data on the first page and detailed tabular data on the second. This report covers a five-year trend line for EAPG-related data.

The first page of each selected EAPG presents gender and age breakdowns of the overall hospital outpatient population, factored by the total number of visits and average billed charges. The age categories consist of 0-17, 18-35, 36-49, 50-64, and 65+. These age categories were selected to best illustrate the impact of the disease diagnoses and medical and surgical procedures on the populations affected. The narrative information on the first page for each EAPG is based on the available data and may contain information on specific diagnoses and surgical procedures involved in the treatment of the patient. These diagnoses and procedures may not always be directly related to the primary ailment. The second page examines specific hospitals in Clark, Washoe and the Rural counties with regard to total visits and average billed charges.

It should be noted that, when comparing hospitals to average billed charges, information based on small numbers of cases cannot provide a reliable statistical base upon which information can reflect a given hospital's experience. Further, physician charges (including those of surgeons) are normally separate from hospital charges, except in rural areas where some physician services -- such as radiology, anesthesia, and laboratory tests -- may be included in the hospital charges.

The Center for Health Information Analysis (CHIA) receives patient bill records directly from all the hospitals. These data are audited and if errors are found a resend is requested. The audit includes missing or out of range fields as well as statistical mixes of fields such as payer, gender, and race. Although CHIA does everything it can to validate the data, there are some types of errors that cannot be audited. The hospitals are typically very good at creating data and coding so these errors are a rarity.

GENERAL ACUTE CARE HOSPITALS

Hospital Name	Address	Phone	Beds	County
Battle Mountain General Hospital	535 Humboldt St., Battle Mountain, NV 89820	(775) 635-2550	25	Lander
Boulder City Hospital	901 Adams Blvd., Boulder City, NV 89005	(702) 293-4111	82	Clark
Carson Tahoe Regional Medical Center	1600 Medical Pkwy., Carson City, NV 89703	(775) 445-8000	211	Carson
Carson Valley Medical Center	1107 Highway 395, Gardnerville, NV 89410	(775) 782-1500	23	Douglas
Centennial Hills Hospital Medical Center	6900 N. Durango Dr., Las Vegas, NV 89149	(702) 835-9700	190	Clark
Churchill Community Hospital	801 E. Williams Ave., Fallon, NV 89406	(775) 423-3151	25	Churchill
Desert Springs Hospital	2075 E. Flamingo Rd., Las Vegas, NV 89119	(702) 369-7610	293	Clark
Desert View Regional Medical Center	360 S. Lola Ln., Pahrump, NV 89048	(775) 751-7500	25	Nye
Grover C. Dils Medical Center	700 N. Spring St., Caliente, NV 89008	(775) 726-3171	20	Lincoln
Humboldt General Hospital	118 E. Haskell St., Winnemucca, NV 89445	(775) 623-5222	53	Humboldt
Incline Village Community Hospital	880 Alder Ave., Incline Village, NV 89451	(775) 833-4100	4	Washoe
Mesa View Regional Hospital	1299 Bertha Howe Ave., Mesquite, NV 89027	(702) 346-8040	25	Clark
Mount Grant General Hospital	1st & A St., Hawthorne, NV 89415	(775) 945-2461	35	Mineral
Mountain View Hospital	3100 N. Tenaya Way, Las Vegas, NV 89128	(702) 255-5000	340	Clark
North Vista Hospital	1409 E. Lake Mead Blvd., North Las Vegas, NV 89030	(702) 649-7711	177	Clark
Northeastern Nevada Regional Hospital	2001 Errecart Blvd., Elko, NV 89801	(775) 738-5151	75	Elko
Northern Nevada Medical Center	2375 E. Prater Way, Sparks, NV 89434	(775) 356-4001	108	Washoe
Nye Regional Medical Center (CLOSED In 2015)	825 Erie Main St., Tonopah, NV 89409	(775) 482-6233	12	Nye
Pershing General Hospital	855 6th St., Lovelock, NV 89419	(775) 273-2621	38	Pershing
Renown Regional Medical Center	1155 Mill St., Reno, NV 89502	(775) 982-4511	808	Washoe
Renown South Meadows Medical Center	10101 Double R Blvd., Reno, NV 89521	(775) 982-7000	76	Washoe
Saint Mary's Regional Medical Center	235 W. Sixth St., Reno, NV 89503	(775) 770-3000	380	Washoe
Saint Rose Dominican Hospitals Rose de Lima Campus	102 E. Lake Mead Dr., Henderson, NV 89015	(702) 616-5000	110	Clark
Saint Rose Dominican Hospitals San Martin Campus	8280 W. Warm Springs Rd. Las Vegas, NV 89113	(702) 616-5509	147	Clark
Saint Rose Dominican Hospitals Siena Campus	3001 St. Rose Pkwy., Henderson, NV 89052	(702) 616-5000	326	Clark
Sierra Surgery Hospital	1400 Medical Pkwy., Carson City, NV 89703	(775) 883-1700	15	Carson
South Lyon Medical Center	213 Whitacre St., Yerington, NV 89447	(775) 463-2301	63	Lyon
Southern Hills Hospital & Medical Center	9300 W. Sunset Rd., Las Vegas, NV 89148	(702) 855-1850	180	Clark
Spring Valley Hospital Medical Center	5400 S. Rainbow Blvd., Las Vegas, NV 89118	(702) 853-3333	238	Clark
Summerlin Hospital Medical Center	657 Town Center Dr., Las Vegas, NV 89144	(702) 233-7000	454	Clark
Sunrise Hospital & Medical Center	3186 S. Maryland Pkwy., Las Vegas, NV 89109	(702) 731-8000	690	Clark
University Medical Center of Southern Nevada	1800 W. Charleston Blvd., Las Vegas, NV 89102	(702) 383-2000	541	Clark
Valley Hospital Medical Center	620 Shadow Ln., Las Vegas, NV 89106	(702) 388-4000	301	Clark
William Bee Ririe Hospital	1500 Avenue H, Ely, NV 89301	(775) 289-3001	25	White Pine

Listing of Outpatient Emergency (ED) EAPG Reports

EAPGs	Group Name	Pages
00065	Respiratory Therapy	1-2
00531	Migraine	3-4
00562	Infections Of Upper Respiratory Tract	5-6
00563	Dental & Oral Diseases & Injuries	7-8
00575	Asthma	9-10
00604	Chest Pain	11-12
00628	Abdominal Pain	13-14
00652	Fractures & Dislocations Except Femur, Pelvis & Back	15-16
00656	Back & Neck Disorders Except Lumbar Disc Disease	17-18
00657	Lumbar Disc Disease	19-20
00674	Contusion, Open Wound & Other Trauma To Skin & Subcutaneous Tissue	21-22
00675	Other Skin, Subcutaneous Tissue & Breast Disorders	23-24
00808	Viral Illness	25-26
00842	Alcohol Abuse & Dependence	27-28
00850	Allergic Reactions	29-30

Listing of Outpatient Surgery (OS) EAPG Reports

EAPGs	Group Name	Pages
00021	Level II Breast Procedures	31-32
00037	Level I Arthroscopy	33-34
00038	Level II Arthroscopy	35-36
00061	Needle And Catheter Biopsy, Aspiration, Lavage And Intubation	37-38
00134	Diagnostic Upper GI Endoscopy Or Intubation	39-40
00136	Diagnostic Lower Gastrointestinal Endoscopy	41-42
00137	Therapeutic Colonoscopy	43-44
00139	Level I Hernia Repair	45-46
00146	Level II Laparoscopy	47-48
00147	Level III Laparoscopy	49-50
00163	Level I Bladder And Kidney Procedures	51-52
00233	Cataract Procedures	53-54
00252	Level I Facial And Ent Procedures	55-56
00256	Tonsil And Adenoid Procedures	57-58
00390	Level I Pathology	59-60

Listing of Other Outpatient (TH) EAPG Reports

EAPGs	Group Name	Pages
00081	Echocardiography	61-62
00134	Diagnostic Upper GI Endoscopy Or Intubation	63-64
00191	Level I Fetal Procedures	65-66
00271	Physical Therapy	67-68
00286	Mammography	69-70
00288	Diagnostic Ultrasound Except Obstetrical And Vascular Of Lower Extremities	71-72
00294	MRI - Back	73-74
00300	Cat Scan - Abdomen	75-76
00403	Organ Or Disease Oriented Panels	77-78
00410	Urinalysis	79-80
00457	Venipuncture	81-82
00562	Infections Of Upper Respiratory Tract	83-84
00599	Hypertension	85-86
00713	Diabetes Without Complications	87-88
00872	Other Aftercare & Convalescence	89-90

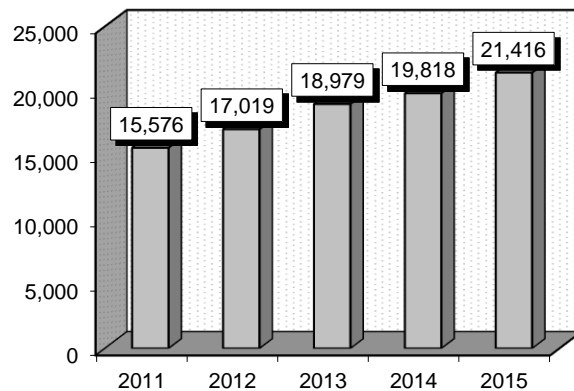
Respiratory Therapy (00065)

Diagnoses: that frequently accompanied Respiratory Therapy were: 1) Asthma, unspecified type, with (acute) exacerbation (49392), 2) Tobacco use disorder (3051), 3) Acute upper respiratory infections of unspecified site (4659), 4) Bronchitis, not specified as acute or chronic (490), 5) Unspecified essential hypertension (4019), 6) Croup (4644), 7) Acute bronchitis (4660), 8) Acute bronchiolitis due to other infectious organisms (46619), 9) Pneumonia, organism unspecified (486).

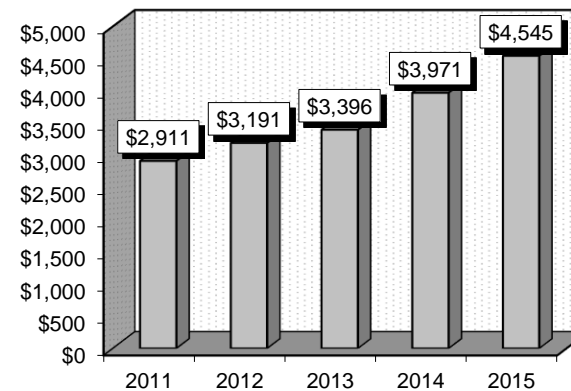
Definitions: **Asthma:** Chronic inflammatory disease of the airways. **Bronchitis:** An inflammation of the air passages between the nose and the lungs, including the windpipe or trachea and the larger air tubes of the lung that bring air in from the trachea (bronchi). **Bronchial tubes:** The major airways to the lungs and their main branches. **Croup:** An infection of the upper airway, generally in children, which obstructs breathing and causes a characteristic barking cough. **Larynx:** The structure between the pharynx and the trachea that contains the vocal cords. **Pharynx:** The upper expanded portion of the digestive tube, between the esophagus below and the mouth and nasal cavities above and in front. **Trachea:** A tube-like portion of the respiratory tract that connects the larynx with the bronchial parts of the lungs. Also known as windpipe. **Bronchiolitis:** An acute viral infection of the small air passages of the lungs called the bronchioles. **Bronchioles:** Small airways extending from the bronchi into the lobes of the lungs. **Pneumonia:** Inflammation of the lungs, usually due to infection with bacteria, viruses, or other pathogenic organisms.

	2011		2012		2013		2014		2015	
Gender	Cases	Avg Bill	Cases	Avg Bill	Cases	Avg Bill	Cases	Avg Bill	Cases	Avg Bill
Male	7,563	\$2,798	8,330	\$3,015	9,173	\$3,232	9,343	\$3,785	10,095	\$4,298
Female	8,013	\$3,018	8,689	\$3,360	9,806	\$3,548	10,475	\$4,138	11,321	\$4,765
Age Group	Cases	Avg Bill	Cases	Avg Bill	Cases	Avg Bill	Cases	Avg Bill	Cases	Avg Bill
0-17	6,650	\$2,138	6,865	\$2,361	7,422	\$2,530	6,835	\$2,850	7,391	\$3,125
18-35	2,861	\$2,665	3,372	\$2,918	3,840	\$3,173	4,257	\$3,671	4,633	\$4,263
36-49	2,140	\$3,113	2,513	\$3,453	2,758	\$3,758	3,084	\$4,267	3,193	\$5,148
50-64	2,177	\$4,036	2,390	\$4,226	2,736	\$4,487	3,149	\$5,106	3,483	\$5,852
65+	1,748	\$4,610	1,879	\$5,050	2,223	\$4,876	2,493	\$5,758	2,716	\$6,506
Total	15,576	\$2,911	17,019	\$3,191	18,979	\$3,396	19,818	\$3,971	21,416	\$4,545

Patient Discharges



Average Billed Charges



County / Hospital	2011		2012		2013		2014		2015	
	Cases	Avg Bill	Cases	Avg Bill	Cases	Avg Bill	Cases	Avg Bill	Cases	Avg Bill
Clark										
Centennial Hills	1,115	\$3,182	1,035	\$3,680	1,023	\$3,868	1,018	\$3,965	1,144	\$4,200
Desert Springs	897	\$4,192	756	\$4,129	764	\$4,351	892	\$4,321	1,018	\$4,671
Mountain View	745	\$4,061	1,116	\$4,599	1,412	\$5,067	1,630	\$5,669	2,150	\$6,158
North Vista	428	\$2,120	530	\$2,197	676	\$2,382	786	\$2,476	629	\$2,338
Southern Hills	445	\$3,242	547	\$3,428	584	\$3,855	549	\$4,347	795	\$5,230
Spring Valley	272	\$4,187	465	\$4,022	610	\$4,070	824	\$4,383	948	\$4,838
St. Rose-Rose de Lima	535	\$3,325	651	\$3,458	672	\$3,867	651	\$5,287	731	\$5,848
St. Rose-San Martin	319	\$2,765	356	\$3,182	341	\$3,160	478	\$5,321	465	\$6,068
St. Rose-Siena	823	\$2,870	991	\$3,128	1,084	\$3,403	993	\$4,894	1,090	\$5,496
Summerlin	874	\$3,801	1,006	\$3,713	1,022	\$3,621	1,047	\$3,763	1,171	\$3,909
Sunrise	2,045	\$3,122	2,434	\$3,636	2,611	\$3,943	2,799	\$5,085	3,658	\$5,711
UMC	1,461	\$2,532	1,518	\$2,544	2,168	\$2,570	1,327	\$3,386	1,501	\$4,294
Valley	500	\$4,328	557	\$4,410	688	\$4,169	833	\$4,471	863	\$4,769
Total	10,459	\$3,291	11,962	\$3,541	13,655	\$3,704	13,827	\$4,506	16,163	\$5,081
Washoe										
Carson Tahoe	487	\$1,520	401	\$2,192	249	\$2,977	285	\$2,857	285	\$2,907
Northern Nevada	293	\$1,963	264	\$2,323	294	\$2,158	368	\$2,565	373	\$3,266
Renown Regional	1,347	\$2,563	1,550	\$2,849	1,731	\$2,991	1,769	\$3,206	1,436	\$3,446
Renown S. Meadows	264	\$2,466	311	\$2,610	361	\$2,571	426	\$2,842	438	\$3,056
Saint Mary's	904	\$2,087	1,030	\$2,086	992	\$2,259	1,195	\$2,201	980	\$2,434
Sierra Surgery	0	\$0	0	\$0	0	\$0	0	\$0	0	\$0
Total	3,295	\$2,217	3,556	\$2,494	3,627	\$2,680	4,043	\$2,788	3,512	\$3,052
Rural										
Battle Mountain	87	\$1,188	88	\$1,686	98	\$1,491	46	\$1,381	25	\$1,719
Boulder City	69	\$1,936	80	\$1,713	110	\$3,140	107	\$3,145	74	\$2,627
Carson Valley	200	\$2,775	226	\$2,623	220	\$2,814	201	\$2,565	157	\$2,812
Churchill	162	\$2,352	88	\$2,186	102	\$2,404	257	\$1,810	341	\$1,734
Desert View	122	\$1,715	196	\$1,847	466	\$2,684	595	\$3,315	378	\$3,320
Grover C. Dils	19	\$906	28	\$1,125	27	\$1,297	16	\$1,045	23	\$1,511
Humboldt	102	\$1,549	152	\$1,957	134	\$1,874	104	\$2,102	106	\$2,179
Incline Village	0	\$0	0	\$0	0	\$0	8	\$2,743	85	\$2,224
Mesa View	76	\$2,593	141	\$2,467	117	\$2,636	171	\$2,862	150	\$3,219
Mount Grant	68	\$1,244	64	\$1,508	40	\$1,358	49	\$1,238	32	\$2,252
Northeastern	678	\$1,943	73	\$2,668	35	\$4,517	36	\$4,418	40	\$4,872
Nye	90	\$1,660	100	\$1,607	45	\$1,798	0	\$0	0	\$0
Pershing	0	\$0	46	\$1,684	55	\$2,913	62	\$2,734	54	\$3,114
South Lyon	66	\$1,414	109	\$1,625	128	\$1,557	143	\$1,659	117	\$1,827
William Bee Ririe	83	\$2,699	110	\$2,476	120	\$2,420	153	\$2,569	159	\$2,396
Total	1,822	\$1,988	1,501	\$2,058	1,697	\$2,442	1,948	\$2,628	1,741	\$2,580
All Counties	15,576	\$2,911	17,019	\$3,191	18,979	\$3,396	19,818	\$3,971	21,416	\$4,545

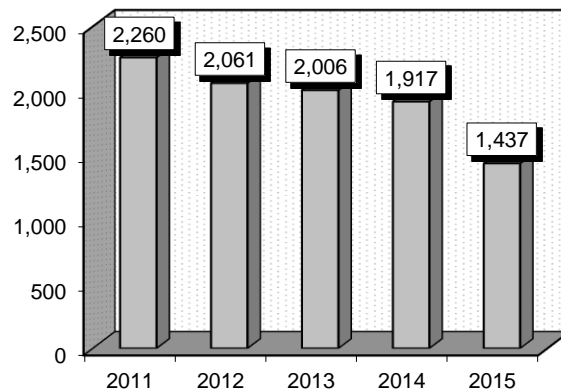
Migraine (00531)

Diagnoses: that frequently accompanied Migraine were: 1) Migraine, unspecified, without mention of intractable migraine without mention of status migrainosus (34690), 2) Unspecified essential hypertension (4019), 3) Nausea with vomiting (78701), 4) Personal history of allergy to other specified medicinal agents (V148), 5) Personal history of allergy to penicillin (V140), 6) Visual discomfort (36813), 7) Diabetes mellitus without mention of complication, type II or unspecified type, not stated as uncontrolled (25000).

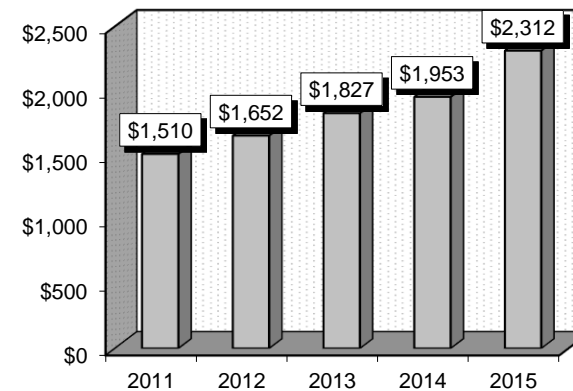
Definitions: Migraine: A severe recurring headache, usually affecting only one side of the head, that is characterized by sharp pain and is often accompanied by nausea, vomiting, and visual disturbances. **Hypertension:** High blood pressure. **Diabetes mellitus:** A condition in which the pancreas no longer produces enough insulin or cells stop responding to the insulin that is produced, so that glucose in the blood cannot be absorbed into the cells of the body.

	2011		2012		2013		2014		2015	
Gender	Cases	Avg Bill	Cases	Avg Bill	Cases	Avg Bill	Cases	Avg Bill	Cases	Avg Bill
Male	340	\$1,399	338	\$1,649	392	\$1,769	329	\$1,848	238	\$2,095
Female	1,920	\$1,529	1,723	\$1,653	1,614	\$1,841	1,588	\$1,975	1,199	\$2,355
Age Group	Cases	Avg Bill	Cases	Avg Bill	Cases	Avg Bill	Cases	Avg Bill	Cases	Avg Bill
0-17	117	\$1,580	107	\$1,779	125	\$1,950	140	\$1,863	125	\$2,134
18-35	787	\$1,541	743	\$1,693	727	\$1,820	661	\$1,906	502	\$2,310
36-49	901	\$1,488	727	\$1,702	742	\$1,860	709	\$2,121	506	\$2,513
50-64	401	\$1,474	429	\$1,469	337	\$1,813	372	\$1,802	261	\$2,078
65+	54	\$1,537	55	\$1,619	75	\$1,418	35	\$1,419	43	\$1,909
Total	2,260	\$1,510	2,061	\$1,652	2,006	\$1,827	1,917	\$1,953	1,437	\$2,312

Patient Discharges



Average Billed Charges



County / Hospital	2011		2012		2013		2014		2015	
	Cases	Avg Bill	Cases	Avg Bill	Cases	Avg Bill	Cases	Avg Bill	Cases	Avg Bill
Clark										
Centennial Hills	108	\$2,302	117	\$2,494	94	\$2,738	107	\$3,007	83	\$3,181
Desert Springs	72	\$2,026	62	\$1,949	80	\$2,491	84	\$2,866	51	\$3,135
Mountain View	30	\$1,671	28	\$1,777	25	\$1,636	23	\$2,196	72	\$3,012
North Vista	127	\$1,092	117	\$1,021	95	\$1,276	121	\$1,263	84	\$1,180
Southern Hills	11	\$1,368	18	\$2,007	14	\$1,585	11	\$2,254	26	\$3,848
Spring Valley	94	\$2,101	73	\$2,231	83	\$2,455	57	\$2,546	31	\$2,715
St. Rose-Rose de Lima	100	\$2,021	133	\$2,258	138	\$2,455	102	\$2,570	85	\$2,935
St. Rose-San Martin	52	\$2,146	111	\$2,407	78	\$2,471	41	\$2,218	34	\$2,778
St. Rose-Siena	130	\$1,971	149	\$2,284	119	\$2,427	97	\$2,361	100	\$2,577
Summerlin	115	\$2,318	95	\$2,374	93	\$3,021	115	\$3,257	79	\$3,419
Sunrise	34	\$1,387	39	\$1,666	39	\$1,782	52	\$2,023	87	\$2,728
UMC	41	\$865	69	\$897	53	\$967	19	\$1,323	10	\$1,910
Valley	66	\$1,801	78	\$1,956	73	\$2,641	98	\$2,555	90	\$2,818
Total	980	\$1,871	1,089	\$2,014	984	\$2,296	927	\$2,452	832	\$2,772
Washoe										
Carson Tahoe	155	\$832	121	\$1,135	119	\$1,357	116	\$1,516	61	\$1,638
Northern Nevada	67	\$1,229	71	\$1,399	89	\$1,795	77	\$2,028	55	\$2,144
Renown Regional	245	\$1,424	171	\$1,415	173	\$1,577	136	\$1,463	78	\$1,590
Renown S. Meadows	95	\$1,539	67	\$1,604	63	\$1,584	58	\$1,726	54	\$1,989
Saint Mary's	160	\$1,404	146	\$1,503	233	\$1,303	271	\$1,236	131	\$1,321
Sierra Surgery	0	\$0	0	\$0	0	\$0	0	\$0	0	\$0
Total	722	\$1,289	576	\$1,398	677	\$1,473	658	\$1,468	379	\$1,642
Rural										
Battle Mountain	47	\$616	54	\$884	37	\$937	16	\$726	3	\$855
Boulder City	23	\$582	34	\$765	33	\$1,767	33	\$1,984	10	\$1,707
Carson Valley	20	\$1,781	21	\$1,720	15	\$1,336	13	\$1,480	12	\$1,442
Churchill	26	\$1,185	31	\$1,144	31	\$891	25	\$869	20	\$1,122
Desert View	34	\$789	45	\$1,112	46	\$1,650	69	\$2,166	81	\$2,403
Grover C. Dils	8	\$719	12	\$704	11	\$530	13	\$708	8	\$935
Humboldt	4	\$1,267	6	\$1,273	11	\$1,212	11	\$1,347	13	\$1,409
Incline Village	0	\$0	0	\$0	22	\$1,578	5	\$1,103	5	\$1,520
Mesa View	17	\$975	28	\$1,043	18	\$839	27	\$1,148	11	\$935
Mount Grant	5	\$264	4	\$296	10	\$352	11	\$386	9	\$524
Northeastern	299	\$1,426	49	\$1,467	9	\$1,678	14	\$2,202	6	\$2,260
Nye	22	\$763	13	\$961	2	\$1,496	0	\$0	0	\$0
Pershing	0	\$0	22	\$748	13	\$839	28	\$1,829	24	\$1,834
South Lyon	16	\$693	28	\$724	37	\$757	25	\$1,035	9	\$1,296
William Bee Ririe	37	\$784	49	\$880	50	\$1,227	42	\$1,539	15	\$1,508
Total	558	\$1,160	396	\$1,026	345	\$1,181	332	\$1,521	226	\$1,745
All Counties	2,260	\$1,510	2,061	\$1,652	2,006	\$1,827	1,917	\$1,953	1,437	\$2,312

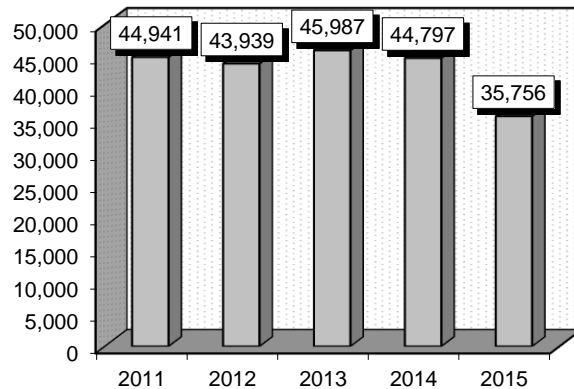
Infections Of Upper Respiratory Tract (00562)

Diagnoses: that frequently accompanied Infections Of Upper Respiratory Tract were: 1) Unspecified otitis media (3829), 2) Acute pharyngitis (462), 3) Tobacco use disorder (3051), 4) Acute bronchitis (4660), 5) Acute tonsillitis (463), 6) Croup (4644), 7) Unspecified sinusitis (chronic) (4739), 8) Streptococcal sore throat (0340), 9) Asthma, unspecified type, unspecified (49390), 10) Acute sinusitis, unspecified (4619), 11) Acute suppurative otitis media without spontaneous rupture of eardrum (38200).

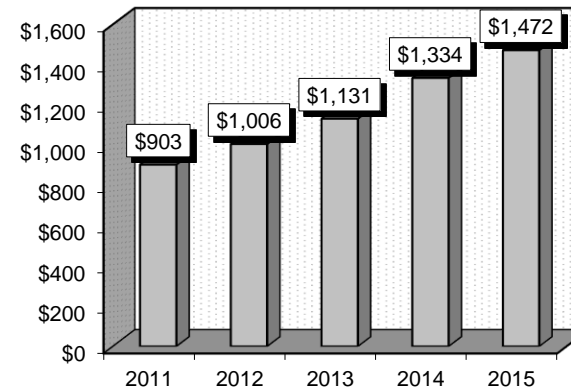
Definitions: **Otitis media:** An inflammation or infection of the middle ear, common in early childhood. **Pharyngitis:** Inflammation of the pharynx, causing a sore throat. **Bronchitis:** An inflammation of the air passages between the nose and the lungs, including the windpipe or trachea and the larger air tubes of the lung that bring air in from the trachea (bronchi). **Tonsillitis:** Inflammation of the tonsils. **Croup:** An infection of the upper airway, generally in children, which obstructs breathing and causes a characteristic barking cough. **Sinusitis:** Inflammation of a nasal sinus. **Streptococcus:** A genus of nonmotile, non-spore-forming, aerobic to facultatively anaerobic bacteria containing gram-positive, spheric, or ovoid cells that occur in pairs or short or long chains. These organisms occur regularly in the mouth and intestines of humans and other animals, in dairy products and other foods, and in fermenting plant juices. Some species are pathogenic. **Suppurative otitis media:** Otitis media with the presence of purulent fluid in the middle ear. **Purulent:** Containing, discharging, or causing the production of pus.

	2011		2012		2013		2014		2015	
Gender	Cases	Avg Bill	Cases	Avg Bill	Cases	Avg Bill	Cases	Avg Bill	Cases	Avg Bill
Male	21,382	\$911	21,061	\$1,017	21,791	\$1,148	21,138	\$1,346	16,706	\$1,479
Female	23,559	\$896	22,878	\$995	24,196	\$1,116	23,659	\$1,323	19,050	\$1,466
Age Group	Cases	Avg Bill	Cases	Avg Bill	Cases	Avg Bill	Cases	Avg Bill	Cases	Avg Bill
0-17	28,387	\$880	28,307	\$981	29,104	\$1,111	27,199	\$1,305	21,338	\$1,420
18-35	10,048	\$937	9,344	\$1,044	9,811	\$1,149	10,518	\$1,360	8,614	\$1,547
36-49	3,642	\$958	3,421	\$1,051	3,791	\$1,179	3,862	\$1,412	3,157	\$1,566
50-64	1,937	\$931	1,886	\$1,064	2,184	\$1,189	2,177	\$1,387	1,815	\$1,542
65+	927	\$967	981	\$1,079	1,097	\$1,227	1,041	\$1,419	832	\$1,534
Total	44,941	\$903	43,939	\$1,006	45,987	\$1,131	44,797	\$1,334	35,756	\$1,472

Patient Discharges



Average Billed Charges



County / Hospital	2011		2012		2013		2014		2015	
	Cases	Avg Bill	Cases	Avg Bill	Cases	Avg Bill	Cases	Avg Bill	Cases	Avg Bill
Clark										
Centennial Hills	1,601	\$1,088	1,422	\$1,244	2,008	\$1,355	1,992	\$1,554	1,627	\$1,736
Desert Springs	785	\$1,149	788	\$1,257	851	\$1,477	1,055	\$1,598	947	\$1,673
Mountain View	1,432	\$1,475	1,499	\$1,629	1,583	\$1,815	1,969	\$2,028	1,747	\$2,242
North Vista	1,997	\$767	2,113	\$739	2,100	\$789	2,003	\$946	1,806	\$1,035
Southern Hills	1,147	\$1,305	1,167	\$1,464	1,082	\$1,656	918	\$1,882	833	\$2,122
Spring Valley	1,071	\$1,378	1,146	\$1,467	1,162	\$1,562	1,228	\$1,628	823	\$1,699
St. Rose-Rose de Lima	1,502	\$805	1,431	\$887	1,562	\$992	1,429	\$1,719	1,135	\$1,865
St. Rose-San Martin	904	\$799	1,020	\$954	1,030	\$976	848	\$1,563	663	\$1,787
St. Rose-Siena	2,112	\$815	2,158	\$882	2,073	\$980	1,923	\$1,462	1,760	\$1,693
Summerlin	1,771	\$1,268	1,683	\$1,343	1,274	\$1,455	1,573	\$1,560	1,351	\$1,575
Sunrise	5,587	\$1,378	6,924	\$1,538	8,020	\$1,740	8,213	\$1,914	7,561	\$1,951
UMC	6,296	\$591	6,291	\$612	5,794	\$654	3,514	\$854	2,568	\$1,174
Valley	795	\$1,270	837	\$1,291	845	\$1,433	999	\$1,582	754	\$1,584
Total	27,000	\$1,022	28,479	\$1,128	29,384	\$1,276	27,664	\$1,581	23,575	\$1,728
Washoe										
Carson Tahoe	1,049	\$336	964	\$409	950	\$502	873	\$566	613	\$737
Northern Nevada	1,203	\$572	1,140	\$631	1,124	\$767	1,426	\$887	1,104	\$939
Renown Regional	5,880	\$805	5,962	\$869	6,713	\$923	6,632	\$993	4,052	\$1,081
Renown S. Meadows	1,172	\$843	1,072	\$934	1,179	\$905	1,290	\$914	890	\$1,042
Saint Mary's	2,588	\$881	2,341	\$980	2,430	\$1,124	2,402	\$1,138	1,922	\$1,088
Sierra Surgery	0	\$0	0	\$0	0	\$0	0	\$0	0	\$0
Total	11,892	\$760	11,479	\$836	12,396	\$914	12,623	\$971	8,581	\$1,036
Rural										
Battle Mountain	242	\$530	204	\$687	260	\$755	233	\$702	148	\$769
Boulder City	148	\$507	190	\$603	192	\$1,175	233	\$1,216	130	\$1,071
Carson Valley	240	\$867	254	\$870	428	\$938	593	\$938	374	\$959
Churchill	1,207	\$541	929	\$612	798	\$632	1,080	\$687	990	\$679
Desert View	493	\$323	534	\$371	536	\$751	648	\$993	492	\$1,078
Grover C. Dils	40	\$487	19	\$480	30	\$438	19	\$547	15	\$584
Humboldt	138	\$731	176	\$815	399	\$771	265	\$787	276	\$773
Incline Village	0	\$0	32	\$825	279	\$876	212	\$933	103	\$960
Mesa View	388	\$657	417	\$687	443	\$694	460	\$731	435	\$738
Mount Grant	74	\$205	54	\$238	50	\$291	76	\$275	61	\$479
Northeastern	2,360	\$811	147	\$1,000	3	\$1,502	2	\$1,818	0	\$0
Nye	210	\$485	214	\$494	82	\$641	0	\$0	0	\$0
Pershing	0	\$0	151	\$472	156	\$582	128	\$762	121	\$1,058
South Lyon	75	\$452	230	\$541	171	\$613	163	\$691	155	\$721
William Bee Ririe	434	\$666	430	\$669	380	\$845	398	\$973	300	\$979
Total	6,049	\$654	3,981	\$617	4,207	\$758	4,510	\$834	3,600	\$839
All Counties	44,941	\$903	43,939	\$1,006	45,987	\$1,131	44,797	\$1,334	35,756	\$1,472

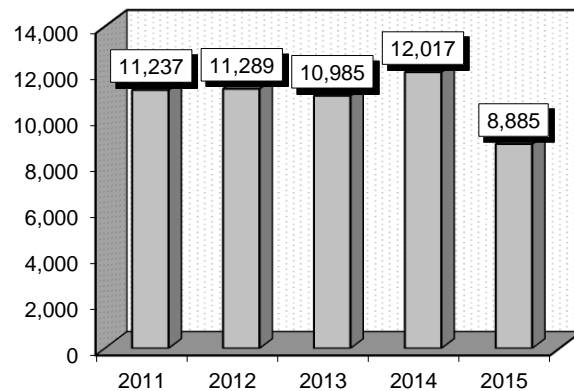
Dental & Oral Diseases & Injuries (00563)

Diagnoses: that frequently accompanied Dental & Oral Diseases & Injuries were: 1) Dental caries, unspecified (52100), 2) Periapical abscess without sinus (5225), 3) Open wound of tooth (broken) (fractured) (due to trauma), without mention of complication (87363), 4) Open wound of lip, without mention of complication (87343), 5) Stomatitis and mucositis, unspecified (52800), 6) Acute apical periodontitis of pulpal origin (5224), 7) Jaw pain (78492), 8) Swelling, mass, or lump in head and neck (7842), 9) Chronic gingivitis, plaque induced (52310).

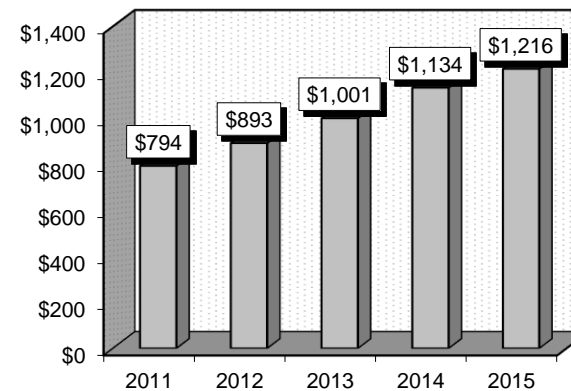
Definitions: **Caries:** Decay of a bone or tooth, especially dental caries; cavity. **Periapical abscess:** Inflammation with pus in the tissues surrounding the apex of a tooth. **Stomatitis:** Inflammation of the mucous membrane of the mouth. **Mucositis:** Any inflammation of a mucous membrane, such as the lining of the mouth and throat. **Apical periodontitis:** Inflammation of the periodontal ligament surrounding the root apex of a tooth. **Gingivitis:** A common and mild form of gum disease (periodontal disease) that causes irritation, redness and swelling (inflammation) of your gums.

	2011		2012		2013		2014		2015	
Gender	Cases	Avg Bill	Cases	Avg Bill	Cases	Avg Bill	Cases	Avg Bill	Cases	Avg Bill
Male	5,716	\$802	5,774	\$907	5,661	\$1,009	6,067	\$1,152	4,443	\$1,217
Female	5,521	\$785	5,515	\$878	5,324	\$992	5,950	\$1,115	4,442	\$1,215
Age Group	Cases	Avg Bill	Cases	Avg Bill	Cases	Avg Bill	Cases	Avg Bill	Cases	Avg Bill
0-17	2,170	\$867	2,236	\$976	2,147	\$1,117	2,243	\$1,275	1,528	\$1,187
18-35	5,352	\$783	5,268	\$877	5,097	\$974	5,693	\$1,093	4,256	\$1,232
36-49	2,274	\$753	2,298	\$854	2,257	\$974	2,509	\$1,122	1,935	\$1,214
50-64	1,166	\$768	1,180	\$853	1,190	\$945	1,265	\$1,061	918	\$1,161
65+	275	\$869	307	\$1,005	294	\$1,061	307	\$1,250	248	\$1,326
Total	11,237	\$794	11,289	\$893	10,985	\$1,001	12,017	\$1,134	8,885	\$1,216

Patient Discharges



Average Billed Charges



County / Hospital	2011		2012		2013		2014		2015	
	Cases	Avg Bill	Cases	Avg Bill	Cases	Avg Bill	Cases	Avg Bill	Cases	Avg Bill
Clark										
Centennial Hills	198	\$977	268	\$1,155	274	\$1,123	398	\$1,308	305	\$1,413
Desert Springs	306	\$974	344	\$1,024	409	\$1,187	567	\$1,282	458	\$1,434
Mountain View	447	\$1,672	497	\$1,726	500	\$1,913	707	\$1,971	482	\$1,869
North Vista	520	\$815	611	\$700	593	\$751	655	\$786	508	\$838
Southern Hills	257	\$1,361	299	\$1,525	280	\$1,755	290	\$1,863	212	\$1,733
Spring Valley	291	\$1,176	320	\$1,237	392	\$1,228	405	\$1,285	302	\$1,441
St. Rose-Rose de Lima	470	\$841	523	\$963	583	\$990	611	\$1,190	479	\$1,405
St. Rose-San Martin	184	\$804	219	\$971	202	\$951	209	\$1,135	148	\$1,403
St. Rose-Siena	415	\$828	495	\$887	439	\$963	446	\$1,090	351	\$1,266
Summerlin	273	\$1,011	280	\$1,125	249	\$1,154	308	\$1,355	240	\$1,447
Sunrise	794	\$1,498	875	\$1,652	1,024	\$1,803	1,368	\$1,936	1,172	\$1,845
UMC	1,782	\$562	1,733	\$597	1,468	\$624	767	\$824	533	\$1,205
Valley	280	\$898	291	\$1,075	313	\$1,152	383	\$1,280	329	\$1,362
Total	6,217	\$959	6,755	\$1,045	6,726	\$1,155	7,114	\$1,385	5,519	\$1,475
Washoe										
Carson Tahoe	526	\$255	303	\$285	208	\$432	227	\$430	159	\$440
Northern Nevada	410	\$513	445	\$554	399	\$709	495	\$757	417	\$797
Renown Regional	1,399	\$666	1,360	\$730	1,352	\$758	1,540	\$765	803	\$814
Renown S. Meadows	333	\$725	333	\$815	311	\$779	380	\$819	279	\$893
Saint Mary's	1,087	\$671	1,073	\$786	1,044	\$897	1,131	\$862	810	\$873
Sierra Surgery	0	\$0	0	\$0	0	\$0	0	\$0	0	\$0
Total	3,755	\$598	3,514	\$694	3,314	\$777	3,773	\$778	2,468	\$815
Rural										
Battle Mountain	72	\$473	41	\$601	49	\$769	58	\$748	29	\$729
Boulder City	38	\$416	40	\$472	31	\$1,310	66	\$1,113	34	\$1,096
Carson Valley	125	\$728	126	\$657	121	\$676	167	\$738	124	\$712
Churchill	182	\$363	181	\$515	149	\$502	292	\$518	227	\$505
Desert View	134	\$246	122	\$397	119	\$716	138	\$975	123	\$948
Grover C. Dils	5	\$462	9	\$595	8	\$471	4	\$722	3	\$584
Humboldt	95	\$638	107	\$707	114	\$714	69	\$727	58	\$725
Incline Village	0	\$0	4	\$507	36	\$746	23	\$884	21	\$784
Mesa View	79	\$502	83	\$610	103	\$610	112	\$656	92	\$600
Mount Grant	9	\$180	14	\$177	18	\$391	12	\$295	14	\$425
Northeastern	321	\$806	23	\$1,091	4	\$1,774	1	\$2,500	1	\$2,023
Nye	78	\$472	58	\$489	14	\$818	0	\$0	0	\$0
Pershing	0	\$0	39	\$406	24	\$494	28	\$925	25	\$1,012
South Lyon	24	\$411	54	\$545	44	\$604	57	\$643	50	\$740
William Bee Ririe	103	\$606	119	\$617	111	\$828	103	\$889	97	\$874
Total	1,265	\$563	1,020	\$565	945	\$689	1,130	\$737	898	\$722
All Counties	11,237	\$794	11,289	\$893	10,985	\$1,001	12,017	\$1,134	8,885	\$1,216

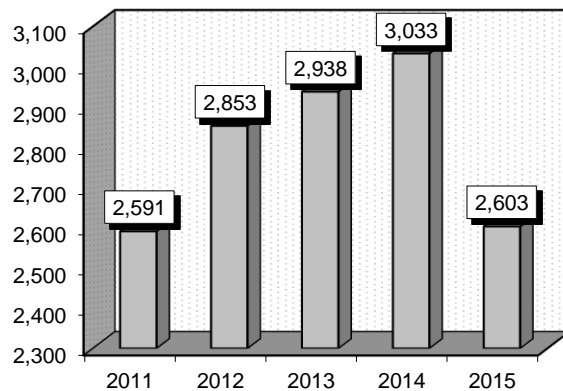
Asthma (00575)

Diagnoses: that frequently accompanied Asthma were: 1) Tobacco use disorder (3051), 2) Bronchitis, not specified as acute or chronic (490), 3) Acute pharyngitis (462), 4) Unspecified otitis media (3829), 5) Pneumonia, organism unspecified (486), 6) Acute bronchitis (4660), 7) Unspecified sinusitis (chronic) (4739), 8) Acute bronchiolitis due to other infectious organisms (46619).

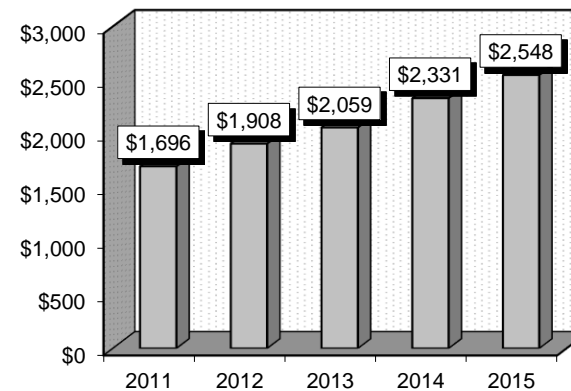
Definitions: **Bronchitis:** An inflammation of the air passages between the nose and the lungs, including the windpipe or trachea and the larger air tubes of the lung that bring air in from the trachea (bronchi). **Pharyngitis:** Inflammation of the pharynx, causing a sore throat. **Otitis media:** An inflammation or infection of the middle ear, common in early childhood. **Pneumonia:** Inflammation of the lungs, usually due to infection with bacteria, viruses, or other pathogenic organisms. **Sinusitis:** Inflammation of a nasal sinus. **Bronchiolitis:** An acute viral infection of the small air passages of the lungs called the bronchioles. **Bronchioles:** Small airways extending from the bronchi into the lobes of the lungs.

	2011		2012		2013		2014		2015	
Gender	Cases	Avg Bill	Cases	Avg Bill	Cases	Avg Bill	Cases	Avg Bill	Cases	Avg Bill
Male	1,340	\$1,722	1,527	\$1,914	1,619	\$2,110	1,657	\$2,352	1,472	\$2,552
Female	1,251	\$1,668	1,326	\$1,901	1,319	\$1,995	1,376	\$2,307	1,131	\$2,544
Age Group	Cases	Avg Bill	Cases	Avg Bill	Cases	Avg Bill	Cases	Avg Bill	Cases	Avg Bill
0-17	1,406	\$1,737	1,600	\$2,001	1,743	\$2,187	1,743	\$2,448	1,523	\$2,618
18-35	672	\$1,642	651	\$1,710	644	\$1,826	709	\$2,169	593	\$2,510
36-49	343	\$1,655	405	\$1,836	365	\$1,918	377	\$2,208	324	\$2,362
50-64	134	\$1,614	151	\$2,009	147	\$1,873	164	\$2,105	137	\$2,417
65+	36	\$1,824	46	\$1,744	39	\$2,194	40	\$2,210	26	\$2,321
Total	2,591	\$1,696	2,853	\$1,908	2,938	\$2,059	3,033	\$2,331	2,603	\$2,548

Patient Discharges



Average Billed Charges



County / Hospital	2011		2012		2013		2014		2015	
	Cases	Avg Bill	Cases	Avg Bill	Cases	Avg Bill	Cases	Avg Bill	Cases	Avg Bill
Clark										
Centennial Hills	99	\$1,577	87	\$2,019	89	\$2,105	100	\$2,314	91	\$2,529
Desert Springs	56	\$1,452	72	\$1,494	65	\$1,934	76	\$2,347	90	\$2,351
Mountain View	57	\$1,721	68	\$1,985	49	\$2,024	75	\$2,298	69	\$2,602
North Vista	128	\$1,286	203	\$1,330	231	\$1,474	270	\$1,699	216	\$1,662
Southern Hills	10	\$1,876	23	\$1,729	25	\$2,810	46	\$2,728	35	\$2,829
Spring Valley	152	\$2,058	153	\$2,088	137	\$2,108	84	\$2,359	61	\$2,501
St. Rose-Rose de Lima	142	\$1,866	139	\$2,267	141	\$2,345	159	\$3,320	113	\$3,990
St. Rose-San Martin	55	\$2,027	56	\$2,293	58	\$2,438	40	\$3,325	35	\$3,802
St. Rose-Siena	206	\$2,122	275	\$2,305	272	\$2,523	226	\$2,725	198	\$3,142
Summerlin	198	\$2,252	270	\$2,404	237	\$3,092	211	\$3,321	152	\$3,000
Sunrise	514	\$2,178	616	\$2,466	626	\$2,710	853	\$2,935	851	\$2,996
UMC	290	\$1,143	402	\$1,392	536	\$1,496	277	\$1,520	266	\$2,227
Valley	116	\$2,540	71	\$2,089	43	\$1,666	66	\$1,821	48	\$2,091
Total	2,023	\$1,897	2,435	\$2,054	2,509	\$2,221	2,483	\$2,572	2,225	\$2,758
Washoe										
Carson Tahoe	48	\$725	29	\$727	28	\$781	31	\$844	19	\$981
Northern Nevada	64	\$1,082	72	\$990	27	\$1,227	74	\$1,515	56	\$1,661
Renown Regional	104	\$1,013	111	\$1,205	122	\$1,143	155	\$1,249	84	\$1,343
Renown S. Meadows	25	\$1,319	21	\$1,463	31	\$969	46	\$1,257	18	\$904
Saint Mary's	27	\$1,132	34	\$1,239	72	\$1,214	96	\$1,239	79	\$1,345
Sierra Surgery	0	\$0	0	\$0	0	\$0	0	\$0	0	\$0
Total	268	\$1,019	267	\$1,120	280	\$1,114	402	\$1,265	256	\$1,355
Rural										
Battle Mountain	5	\$697	12	\$1,046	9	\$770	4	\$505	5	\$732
Boulder City	2	\$425	13	\$876	13	\$1,498	11	\$1,860	7	\$1,389
Carson Valley	17	\$956	4	\$1,286	7	\$753	13	\$952	6	\$889
Churchill	19	\$905	27	\$849	19	\$694	28	\$703	29	\$1,025
Desert View	66	\$770	53	\$936	28	\$1,405	29	\$2,011	27	\$2,091
Grover C. Dils	1	\$1,335	2	\$626	2	\$501	2	\$785	3	\$527
Humboldt	3	\$879	1	\$1,455	26	\$1,078	23	\$993	18	\$877
Incline Village	0	\$0	1	\$1,090	21	\$1,501	10	\$1,665	3	\$909
Mesa View	5	\$828	1	\$761	5	\$1,082	3	\$827	14	\$1,098
Mount Grant	2	\$301	2	\$263	1	\$145	2	\$258	1	\$474
Northeastern	147	\$1,097	16	\$1,440	0	\$0	1	\$1,951	1	\$2,521
Nye	3	\$804	1	\$595	1	\$661	0	\$0	0	\$0
Pershing	0	\$0	1	\$969	0	\$0	7	\$651	0	\$0
South Lyon	7	\$438	11	\$609	10	\$681	8	\$674	4	\$602
William Bee Ririe	23	\$902	6	\$683	7	\$800	7	\$912	4	\$996
Total	300	\$949	151	\$941	149	\$1,097	148	\$1,184	122	\$1,227
All Counties	2,591	\$1,696	2,853	\$1,908	2,938	\$2,059	3,033	\$2,331	2,603	\$2,548

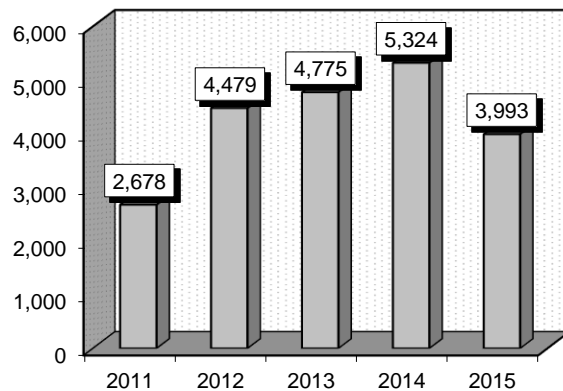
Chest Pain (00604)

Diagnoses: that frequently accompanied Chest Pain were: 1) Tobacco use disorder (3051), 2) Tietze's disease (7336), 3) Anxiety state, unspecified (30000), 4) Shortness of breath (78605), 5) Esophageal reflux (53081), 6) Other and unspecified hyperlipidemia (2724), 7) Precordial pain (78651).

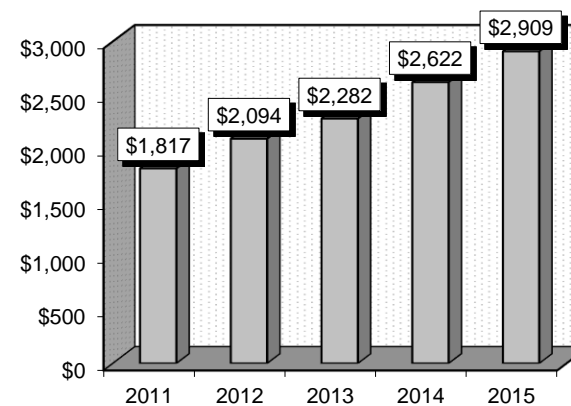
Definitions: **Tietze's disease:** A rare, inflammatory disorder characterized by chest pain and swelling of the cartilage of one or more of the upper ribs (costochondral junction). **Costal cartilages:** The cartilages that connect the sternum and the ends of the ribs; its elasticity allows the chest to move in respiration. **Esophageal reflux:** Regurgitation of the contents of the stomach into the esophagus. **Hyperlipidemia:** An abnormally high concentration of fats or lipids in the blood. **Precordial pain:** Pain in the chest wall over the heart.

	2011		2012		2013		2014		2015	
Gender	Cases	Avg Bill	Cases	Avg Bill	Cases	Avg Bill	Cases	Avg Bill	Cases	Avg Bill
Male	1,374	\$1,876	2,327	\$2,158	2,453	\$2,342	2,705	\$2,651	2,091	\$2,959
Female	1,304	\$1,754	2,152	\$2,025	2,322	\$2,219	2,619	\$2,591	1,902	\$2,854
Age Group	Cases	Avg Bill	Cases	Avg Bill	Cases	Avg Bill	Cases	Avg Bill	Cases	Avg Bill
0-17	592	\$1,785	958	\$1,949	975	\$2,258	1,034	\$2,571	841	\$2,960
18-35	1,109	\$1,882	1,993	\$2,120	2,217	\$2,323	2,463	\$2,772	1,885	\$3,040
36-49	462	\$1,798	738	\$2,100	735	\$2,273	898	\$2,475	608	\$2,758
50-64	383	\$1,803	538	\$2,120	597	\$2,131	657	\$2,389	482	\$2,585
65+	132	\$1,524	252	\$2,369	251	\$2,394	272	\$2,501	177	\$2,672
Total	2,678	\$1,817	4,479	\$2,094	4,775	\$2,282	5,324	\$2,622	3,993	\$2,909

Patient Discharges



Average Billed Charges



County / Hospital	2011		2012		2013		2014		2015	
	Cases	Avg Bill	Cases	Avg Bill	Cases	Avg Bill	Cases	Avg Bill	Cases	Avg Bill
Clark										
Centennial Hills	89	\$2,056	185	\$2,488	252	\$2,522	252	\$3,018	214	\$3,178
Desert Springs	107	\$2,073	179	\$2,084	185	\$2,544	281	\$2,803	197	\$2,791
Mountain View	90	\$2,453	146	\$2,675	195	\$3,073	230	\$3,219	197	\$3,408
North Vista	123	\$1,060	254	\$1,123	327	\$1,401	344	\$1,397	259	\$1,620
Southern Hills	54	\$2,125	89	\$2,508	114	\$2,582	134	\$3,080	101	\$2,944
Spring Valley	89	\$2,378	174	\$2,529	201	\$2,910	253	\$2,888	171	\$3,057
St. Rose-Rose de Lima	115	\$2,464	192	\$2,533	236	\$3,033	249	\$4,318	155	\$5,135
St. Rose-San Martin	90	\$2,230	122	\$2,442	155	\$2,797	136	\$4,524	102	\$5,038
St. Rose-Siena	221	\$2,252	386	\$2,658	352	\$3,026	294	\$4,469	174	\$4,855
Summerlin	90	\$2,394	255	\$3,547	251	\$3,213	220	\$2,984	169	\$3,341
Sunrise	162	\$2,684	371	\$2,773	365	\$3,339	452	\$3,567	472	\$3,571
UMC	433	\$1,311	563	\$1,472	616	\$1,527	654	\$2,159	538	\$2,762
Valley	131	\$2,005	203	\$2,205	242	\$2,335	286	\$2,653	224	\$2,856
Total	1,794	\$1,976	3,119	\$2,306	3,491	\$2,517	3,785	\$3,000	2,973	\$3,253
Washoe										
Carson Tahoe	76	\$1,091	109	\$1,141	91	\$1,477	114	\$1,388	106	\$1,535
Northern Nevada	59	\$1,159	120	\$1,444	128	\$1,689	148	\$2,006	107	\$2,267
Renown Regional	197	\$1,848	369	\$1,880	337	\$1,838	363	\$2,087	204	\$2,724
Renown S. Meadows	35	\$1,901	63	\$1,916	107	\$1,841	116	\$1,748	95	\$1,890
Saint Mary's	274	\$1,757	411	\$1,825	349	\$1,674	485	\$1,496	276	\$1,634
Sierra Surgery	0	\$0	0	\$0	0	\$0	0	\$0	0	\$0
Total	641	\$1,659	1,072	\$1,737	1,012	\$1,730	1,226	\$1,746	788	\$2,020
Rural										
Battle Mountain	4	\$1,057	8	\$1,069	4	\$1,068	7	\$969	4	\$1,099
Boulder City	12	\$763	10	\$1,174	21	\$1,807	22	\$2,223	9	\$1,904
Carson Valley	33	\$1,830	45	\$1,567	37	\$1,764	30	\$1,704	22	\$1,483
Churchill	29	\$1,244	26	\$1,113	33	\$1,062	77	\$1,060	50	\$1,293
Desert View	52	\$470	58	\$791	59	\$1,247	74	\$1,726	56	\$1,843
Grover C. Dils	0	\$0	4	\$1,094	2	\$876	3	\$1,091	1	\$718
Humboldt	15	\$1,160	36	\$1,258	17	\$1,352	8	\$1,447	16	\$1,034
Incline Village	0	\$0	2	\$756	18	\$1,172	13	\$1,644	8	\$1,663
Mesa View	13	\$1,189	22	\$1,462	27	\$1,302	24	\$1,512	20	\$1,733
Mount Grant	8	\$549	10	\$540	7	\$538	12	\$671	6	\$763
Northeastern	47	\$1,261	12	\$1,720	2	\$3,014	3	\$3,433	5	\$3,298
Nye	4	\$963	17	\$968	4	\$1,087	0	\$0	0	\$0
Pershing	0	\$0	4	\$531	5	\$729	9	\$1,638	2	\$2,466
South Lyon	4	\$869	7	\$967	11	\$810	14	\$1,152	9	\$975
William Bee Ririe	22	\$859	27	\$903	25	\$1,320	17	\$1,302	24	\$1,259
Total	243	\$1,058	288	\$1,128	272	\$1,312	313	\$1,470	232	\$1,518
All Counties	2,678	\$1,817	4,479	\$2,094	4,775	\$2,282	5,324	\$2,622	3,993	\$2,909

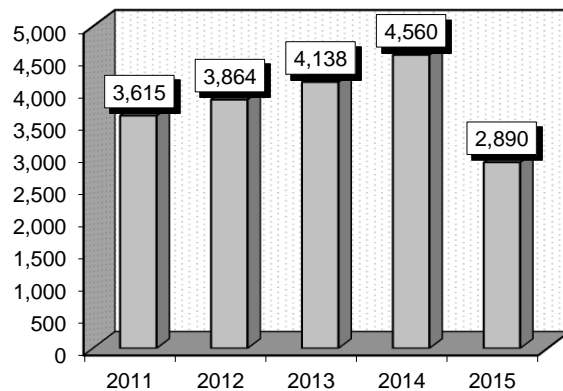
Abdominal Pain (00628)

Diagnoses: that frequently accompanied Abdominal Pain were: 1) Constipation, unspecified (56400), 2) Abdominal pain, epigastric (78906), 3) Diarrhea (78791), 4) Nausea with vomiting (78701), 5) Abdominal pain, periumbilic (78905), 6) Colic (7897), 7) Esophageal reflux (53081).

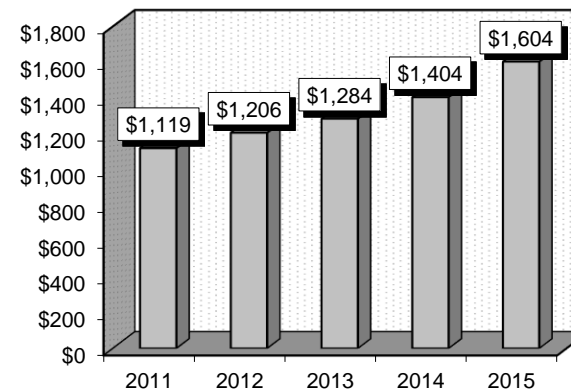
Definitions: **Epigastric region:** The upper central region of the abdomen. **Periumbilical:** Around or near the umbilicus. **Umbilicus:** The vestige left behind on a newborn's belly when the umbilical cord is cut. Also called the navel or belly button. **Colic:** Severe abdominal pain, often caused by spasm, obstruction, or distention of any of the hollow viscera, such as the intestines. **Esophageal reflux:** Regurgitation of the contents of the stomach into the esophagus.

	2011		2012		2013		2014		2015	
Gender	Cases	Avg Bill	Cases	Avg Bill	Cases	Avg Bill	Cases	Avg Bill	Cases	Avg Bill
Male	1,612	\$1,127	1,797	\$1,194	1,993	\$1,304	2,107	\$1,434	1,383	\$1,604
Female	2,003	\$1,112	2,067	\$1,215	2,145	\$1,266	2,453	\$1,379	1,507	\$1,603
Age Group	Cases	Avg Bill	Cases	Avg Bill	Cases	Avg Bill	Cases	Avg Bill	Cases	Avg Bill
0-17	1,615	\$1,157	1,815	\$1,254	2,072	\$1,339	2,105	\$1,532	1,415	\$1,727
18-35	1,026	\$1,102	1,060	\$1,175	991	\$1,219	1,176	\$1,260	677	\$1,435
36-49	451	\$1,097	474	\$1,148	527	\$1,224	626	\$1,268	359	\$1,519
50-64	336	\$1,070	322	\$1,126	353	\$1,239	406	\$1,276	274	\$1,549
65+	187	\$1,029	193	\$1,189	195	\$1,285	247	\$1,561	165	\$1,515
Total	3,615	\$1,119	3,864	\$1,206	4,138	\$1,284	4,560	\$1,404	2,890	\$1,604

Patient Discharges



Average Billed Charges



County / Hospital	2011		2012		2013		2014		2015	
	Cases	Avg Bill	Cases	Avg Bill	Cases	Avg Bill	Cases	Avg Bill	Cases	Avg Bill
Clark										
Centennial Hills	117	\$1,196	97	\$1,362	156	\$1,323	159	\$1,557	114	\$1,616
Desert Springs	125	\$1,155	119	\$1,147	116	\$1,203	127	\$1,359	112	\$1,428
Mountain View	51	\$1,668	55	\$1,613	67	\$1,845	100	\$1,636	66	\$2,228
North Vista	192	\$869	166	\$849	204	\$864	244	\$883	171	\$967
Southern Hills	15	\$1,532	15	\$1,333	43	\$1,714	50	\$1,634	38	\$2,125
Spring Valley	117	\$1,410	124	\$1,299	139	\$1,445	179	\$1,429	108	\$1,389
St. Rose-Rose de Lima	146	\$1,327	136	\$1,479	133	\$1,635	140	\$2,354	79	\$2,495
St. Rose-San Martin	74	\$1,350	106	\$1,492	130	\$1,742	130	\$2,331	64	\$2,466
St. Rose-Siena	250	\$1,484	276	\$1,546	323	\$1,721	308	\$2,410	98	\$2,169
Summerlin	173	\$1,524	221	\$1,740	269	\$1,753	262	\$1,875	202	\$1,996
Sunrise	201	\$1,719	327	\$1,872	273	\$2,024	320	\$2,291	418	\$2,388
UMC	465	\$947	617	\$950	710	\$966	526	\$1,094	419	\$1,438
Valley	136	\$1,077	136	\$1,145	142	\$1,206	152	\$1,524	122	\$1,586
Total	2,062	\$1,254	2,395	\$1,338	2,705	\$1,405	2,697	\$1,685	2,011	\$1,816
Washoe										
Carson Tahoe	61	\$595	79	\$562	80	\$777	117	\$696	78	\$925
Northern Nevada	117	\$823	163	\$889	180	\$1,090	147	\$1,473	79	\$1,236
Renown Regional	484	\$999	509	\$1,054	489	\$1,217	545	\$1,212	263	\$1,272
Renown S. Meadows	89	\$1,042	111	\$1,268	106	\$1,253	160	\$1,116	102	\$1,151
Saint Mary's	265	\$1,027	222	\$1,134	270	\$1,015	518	\$721	102	\$988
Sierra Surgery	0	\$0	0	\$0	0	\$0	0	\$0	0	\$0
Total	1,016	\$966	1,084	\$1,032	1,125	\$1,120	1,487	\$1,016	624	\$1,158
Rural										
Battle Mountain	15	\$549	9	\$418	5	\$870	6	\$654	3	\$989
Boulder City	25	\$684	24	\$787	17	\$1,425	43	\$1,397	14	\$1,403
Carson Valley	159	\$1,202	122	\$1,147	75	\$780	63	\$1,015	41	\$1,032
Churchill	61	\$697	35	\$651	44	\$742	70	\$722	35	\$674
Desert View	59	\$271	42	\$527	52	\$795	76	\$1,016	55	\$1,222
Grover C. Dils	1	\$250	4	\$558	4	\$638	1	\$250	3	\$609
Humboldt	33	\$856	51	\$859	32	\$842	16	\$847	14	\$755
Incline Village	0	\$0	1	\$489	10	\$844	16	\$861	20	\$1,081
Mesa View	12	\$601	9	\$715	23	\$882	28	\$806	16	\$921
Mount Grant	3	\$298	12	\$293	7	\$290	4	\$277	4	\$413
Northeastern	137	\$1,072	23	\$1,432	1	\$1,438	1	\$1,472	1	\$1,947
Nye	6	\$550	12	\$739	2	\$403	0	\$0	0	\$0
Pershing	0	\$0	5	\$652	6	\$1,164	12	\$501	7	\$1,510
South Lyon	7	\$462	8	\$558	12	\$524	17	\$581	9	\$741
William Bee Ririe	19	\$755	28	\$801	18	\$857	23	\$1,101	33	\$1,028
Total	537	\$893	385	\$873	308	\$819	376	\$930	255	\$1,017
All Counties	3,615	\$1,119	3,864	\$1,206	4,138	\$1,284	4,560	\$1,404	2,890	\$1,604

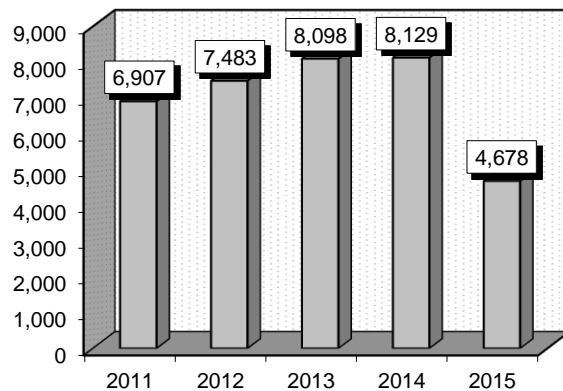
Fractures & Dislocations Except Femur, Pelvis & Back (00652)

Diagnoses: that frequently accompanied Fractures & Dislocations Except Femur, Pelvis & Back were: 1) Closed fracture of one or more phalanges of foot (8260), 2) Closed fracture of metatarsal bone(s) (82525), 3) Closed dislocation of acromioclavicular (joint) (83104), 4) Closed fracture of shaft of clavicle (81002), 5) Closed fracture of lower end of radius with ulna (81344), 6) Other tear of cartilage or meniscus of knee, current (8362), 7) Closed supracondylar fracture of humerus (81241).

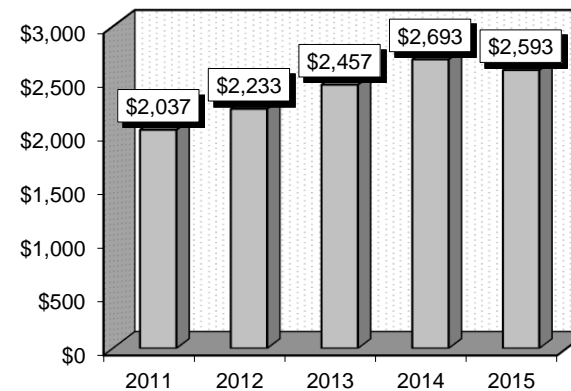
Definitions: **Phalanges:** The bones of the fingers and of the toes. **Metatarsal:** Any of the five long cylindrical bones extending from the heel to the toes. **Acromioclavicular:** Relating to the acromion and clavicle; denoting the articulation between the clavicle and the acromion of the scapula. **Acromion:** The outer end of the scapula, extending over the shoulder joint and forming the highest point of the shoulder, to which the collarbone is attached. **Meniscus:** A disk of cartilage that acts as a cushion between the ends of bones in a joint. **Supracondylar:** Above a condyle. **Condyle:** A rounded projection on a bone, usually for articulation with another bone.

Gender	2011		2012		2013		2014		2015	
	Cases	Avg Bill	Cases	Avg Bill	Cases	Avg Bill	Cases	Avg Bill	Cases	Avg Bill
Male	3,726	\$2,026	3,954	\$2,228	4,252	\$2,427	4,350	\$2,676	2,438	\$2,577
Female	3,181	\$2,050	3,529	\$2,237	3,846	\$2,490	3,779	\$2,713	2,240	\$2,611
Age Group	2011		2012		2013		2014		2015	
	Cases	Avg Bill	Cases	Avg Bill	Cases	Avg Bill	Cases	Avg Bill	Cases	Avg Bill
0-17	2,294	\$1,978	2,532	\$2,154	2,707	\$2,392	2,713	\$2,647	1,319	\$2,473
18-35	1,774	\$1,954	1,885	\$2,219	2,014	\$2,399	2,078	\$2,673	1,192	\$2,522
36-49	1,038	\$2,013	1,091	\$2,225	1,194	\$2,401	1,193	\$2,656	740	\$2,559
50-64	1,017	\$2,103	1,134	\$2,249	1,168	\$2,508	1,236	\$2,692	799	\$2,740
65+	784	\$2,341	841	\$2,487	1,015	\$2,754	909	\$2,927	628	\$2,834
Total	6,907	\$2,037	7,483	\$2,233	8,098	\$2,457	8,129	\$2,693	4,678	\$2,593

Patient Discharges



Average Billed Charges



County / Hospital	2011		2012		2013		2014		2015	
	Cases	Avg Bill	Cases	Avg Bill	Cases	Avg Bill	Cases	Avg Bill	Cases	Avg Bill
Clark										
Centennial Hills	262	\$1,882	377	\$2,160	451	\$2,563	327	\$2,616	219	\$2,863
Desert Springs	301	\$1,867	317	\$1,997	296	\$2,423	268	\$2,542	174	\$2,643
Mountain View	659	\$2,762	694	\$3,078	661	\$3,351	762	\$3,737	312	\$3,522
North Vista	542	\$2,163	645	\$2,241	623	\$2,192	697	\$2,328	518	\$2,254
Southern Hills	356	\$2,317	422	\$2,675	394	\$3,323	409	\$3,672	153	\$3,454
Spring Valley	466	\$2,061	524	\$2,287	385	\$2,740	283	\$2,591	196	\$2,857
St. Rose-Rose de Lima	120	\$2,598	128	\$2,762	202	\$2,905	150	\$3,300	37	\$3,730
St. Rose-San Martin	22	\$2,604	47	\$3,413	107	\$2,658	101	\$3,142	23	\$3,321
St. Rose-Siena	203	\$2,489	199	\$2,709	272	\$2,956	276	\$2,965	84	\$4,026
Summerlin	393	\$2,185	379	\$2,376	389	\$2,654	295	\$2,649	251	\$2,775
Sunrise	1,146	\$2,577	1,396	\$2,788	1,501	\$3,138	1,841	\$3,469	840	\$3,428
UMC	587	\$1,104	488	\$1,152	532	\$1,377	198	\$1,573	186	\$2,338
Valley	147	\$1,778	155	\$1,895	187	\$2,381	177	\$2,454	136	\$2,581
Total	5,204	\$2,196	5,771	\$2,436	6,000	\$2,736	5,784	\$3,075	3,129	\$2,990
Washoe										
Carson Tahoe	125	\$2,139	141	\$1,489	124	\$1,737	117	\$1,627	117	\$1,462
Northern Nevada	118	\$1,192	102	\$1,298	151	\$1,366	197	\$1,565	153	\$1,734
Renown Regional	359	\$2,307	340	\$2,173	369	\$2,182	395	\$2,023	256	\$2,229
Renown S. Meadows	129	\$1,691	134	\$1,710	157	\$1,730	160	\$1,761	154	\$1,862
Saint Mary's	250	\$1,591	335	\$1,671	605	\$1,739	823	\$1,826	331	\$1,924
Sierra Surgery	0	\$0	0	\$0	0	\$0	0	\$0	0	\$0
Total	981	\$1,888	1,052	\$1,778	1,406	\$1,814	1,692	\$1,822	1,011	\$1,909
Rural										
Battle Mountain	47	\$826	48	\$1,007	48	\$1,063	26	\$893	19	\$1,086
Boulder City	66	\$982	48	\$1,139	30	\$1,506	29	\$1,784	15	\$1,849
Carson Valley	70	\$1,564	72	\$1,449	69	\$1,469	58	\$1,659	43	\$1,608
Churchill	100	\$1,148	70	\$1,133	79	\$1,296	96	\$1,246	97	\$1,257
Desert View	106	\$712	114	\$945	103	\$1,355	100	\$2,030	90	\$1,865
Grover C. Dils	14	\$801	8	\$946	12	\$749	12	\$752	7	\$1,165
Humboldt	8	\$1,126	10	\$1,249	26	\$1,524	12	\$1,747	13	\$1,344
Incline Village	0	\$0	17	\$1,231	90	\$1,262	77	\$1,486	51	\$1,577
Mesa View	14	\$1,844	18	\$2,728	28	\$2,190	50	\$1,341	57	\$1,461
Mount Grant	30	\$658	31	\$714	19	\$1,007	25	\$941	16	\$922
Northeastern	71	\$1,116	13	\$2,312	4	\$2,784	11	\$3,091	20	\$3,173
Nye	42	\$943	34	\$884	15	\$1,223	0	\$0	0	\$0
Pershing	0	\$0	4	\$685	3	\$1,527	15	\$1,730	9	\$1,635
South Lyon	44	\$851	54	\$963	82	\$1,059	72	\$1,263	43	\$1,449
William Bee Ririe	110	\$1,466	119	\$1,334	84	\$1,546	70	\$2,071	58	\$1,579
Total	722	\$1,090	660	\$1,182	692	\$1,348	653	\$1,569	538	\$1,568
All Counties	6,907	\$2,037	7,483	\$2,233	8,098	\$2,457	8,129	\$2,693	4,678	\$2,593

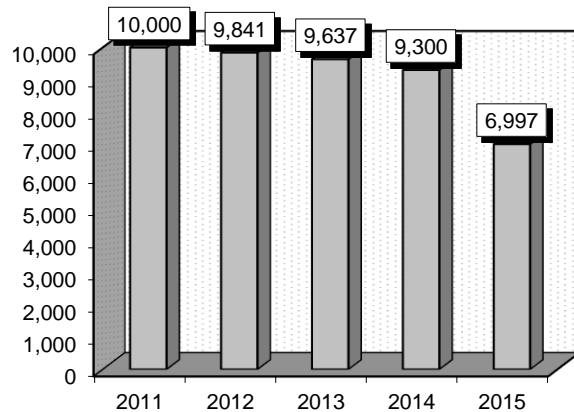
Back & Neck Disorders Except Lumbar Disc Disease (00656)

Diagnoses: that frequently accompanied Back & Neck Disorders Except Lumbar Disc Disease were: 1) Cervicalgia (7231), 2) Sprain of thoracic (8471), 3) Sprain of lumbosacral (joint) (ligament) (8460), 4) Sprain of lumbar (8472), 5) Lumbago (7242), 6) Torticollis, unspecified (7235).

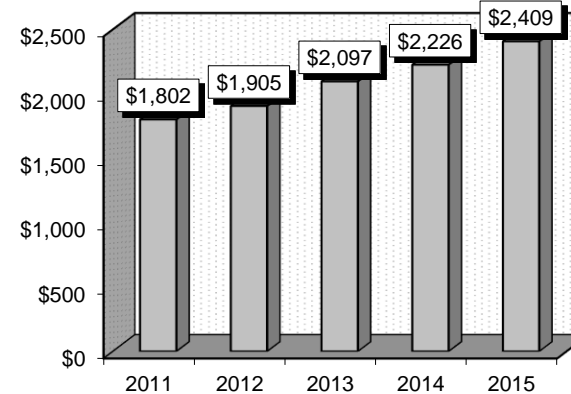
Definitions: **Cervicalgia:** Neck pain. **Thoracic:** Pertaining to the thorax (chest). **Lumbosacral:** Of or relating to or near the small of the back and the back part of the pelvis between the hips. **Lumbago:** An older, non-medical term used to describe lower back pain or back pain in general. **Torticollis:** A contraction, often spasmodic, of the muscles of the neck, chiefly those supplied by the spinal accessory nerve; the head is drawn to one side and usually rotated so that the chin points to the other side.

Gender	2011		2012		2013		2014		2015	
	Cases	Avg Bill	Cases	Avg Bill	Cases	Avg Bill	Cases	Avg Bill	Cases	Avg Bill
Male	4,429	\$1,818	4,380	\$1,864	4,292	\$2,090	4,191	\$2,216	3,216	\$2,384
Female	5,571	\$1,789	5,461	\$1,939	5,345	\$2,103	5,109	\$2,235	3,781	\$2,429
Age Group	2011		2012		2013		2014		2015	
	Cases	Avg Bill	Cases	Avg Bill	Cases	Avg Bill	Cases	Avg Bill	Cases	Avg Bill
0-17	837	\$1,443	899	\$1,577	822	\$1,729	796	\$1,960	570	\$2,063
18-35	3,984	\$1,803	3,797	\$1,895	3,748	\$2,086	3,381	\$2,153	2,613	\$2,418
36-49	2,636	\$1,825	2,520	\$1,949	2,415	\$2,093	2,353	\$2,276	1,828	\$2,393
50-64	1,794	\$1,913	1,864	\$1,982	1,801	\$2,232	1,866	\$2,354	1,347	\$2,497
65+	749	\$1,847	761	\$2,016	851	\$2,230	904	\$2,341	639	\$2,536
Total	10,000	\$1,802	9,841	\$1,905	9,637	\$2,097	9,300	\$2,226	6,997	\$2,409

Patient Discharges



Average Billed Charges



County / Hospital	2011		2012		2013		2014		2015	
	Cases	Avg Bill	Cases	Avg Bill	Cases	Avg Bill	Cases	Avg Bill	Cases	Avg Bill
Clark										
Centennial Hills	657	\$2,144	638	\$2,201	662	\$2,229	642	\$2,446	515	\$2,738
Desert Springs	466	\$1,986	412	\$2,077	410	\$2,285	474	\$2,335	389	\$2,498
Mountain View	391	\$2,081	456	\$2,349	442	\$2,744	457	\$2,985	377	\$3,301
North Vista	414	\$1,567	492	\$1,539	506	\$1,568	426	\$1,623	367	\$1,593
Southern Hills	233	\$2,082	229	\$2,342	268	\$2,738	231	\$2,890	264	\$3,249
Spring Valley	678	\$2,297	681	\$2,294	620	\$2,497	597	\$2,810	403	\$2,596
St. Rose-Rose de Lima	356	\$1,890	350	\$1,939	408	\$2,133	388	\$2,753	182	\$2,747
St. Rose-San Martin	156	\$1,662	224	\$1,852	332	\$2,292	255	\$2,759	102	\$2,586
St. Rose-Siena	493	\$2,449	546	\$2,564	509	\$2,927	368	\$3,192	213	\$3,145
Summerlin	548	\$2,308	534	\$2,178	432	\$2,243	437	\$2,571	350	\$2,725
Sunrise	619	\$2,940	725	\$2,903	739	\$3,264	746	\$2,987	901	\$3,201
UMC	921	\$1,899	857	\$1,981	871	\$1,953	391	\$2,563	343	\$3,063
Valley	511	\$1,746	528	\$1,799	464	\$2,007	504	\$2,198	384	\$2,394
Total	6,443	\$2,127	6,672	\$2,188	6,663	\$2,377	5,916	\$2,618	4,790	\$2,789
Washoe										
Carson Tahoe	456	\$599	298	\$617	206	\$837	189	\$1,014	157	\$1,239
Northern Nevada	371	\$1,147	378	\$1,242	317	\$1,502	355	\$1,635	224	\$1,923
Renown Regional	583	\$1,536	645	\$1,682	683	\$1,689	692	\$1,803	350	\$1,903
Renown S. Meadows	204	\$1,414	208	\$1,355	257	\$1,306	256	\$1,332	229	\$1,443
Saint Mary's	660	\$1,708	639	\$1,787	648	\$1,884	961	\$1,762	541	\$1,871
Sierra Surgery	0	\$0	0	\$0	0	\$0	0	\$0	0	\$0
Total	2,274	\$1,324	2,168	\$1,458	2,111	\$1,591	2,453	\$1,653	1,501	\$1,755
Rural										
Battle Mountain	51	\$759	46	\$996	46	\$1,042	23	\$699	15	\$855
Boulder City	68	\$944	76	\$1,104	82	\$2,035	98	\$2,016	43	\$1,799
Carson Valley	166	\$1,279	168	\$1,179	122	\$1,163	123	\$1,269	96	\$1,016
Churchill	137	\$855	117	\$921	108	\$1,017	147	\$843	124	\$865
Desert View	135	\$541	177	\$678	146	\$1,098	167	\$1,459	113	\$1,546
Grover C. Dils	4	\$754	14	\$738	10	\$706	8	\$822	5	\$766
Humboldt	68	\$1,049	109	\$1,185	99	\$1,224	69	\$1,148	47	\$1,177
Incline Village	0	\$0	2	\$766	49	\$1,028	44	\$1,197	39	\$1,413
Mesa View	53	\$1,069	67	\$1,035	69	\$1,074	107	\$1,141	118	\$1,178
Mount Grant	21	\$560	14	\$513	11	\$565	10	\$583	16	\$840
Northeastern	479	\$1,187	65	\$1,429	6	\$2,258	4	\$3,087	3	\$3,078
Nye	18	\$995	21	\$1,024	7	\$1,317	0	\$0	0	\$0
Pershing	0	\$0	22	\$634	20	\$771	19	\$1,181	12	\$2,207
South Lyon	18	\$546	31	\$756	37	\$780	45	\$868	15	\$1,113
William Bee Ririe	65	\$870	72	\$948	51	\$1,243	67	\$1,317	60	\$1,212
Total	1,283	\$1,014	1,001	\$992	863	\$1,178	931	\$1,252	706	\$1,220
All Counties	10,000	\$1,802	9,841	\$1,905	9,637	\$2,097	9,300	\$2,226	6,997	\$2,409

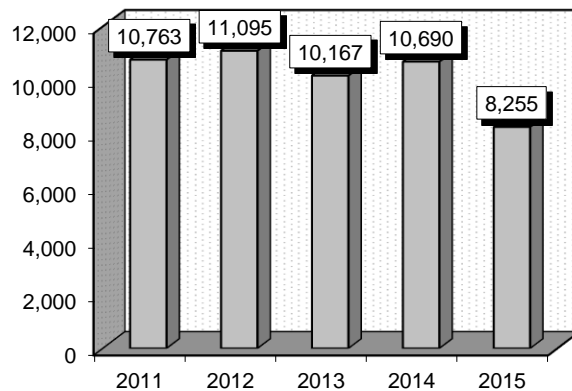
Lumbar Disc Disease (00657)

Diagnoses: that frequently accompanied Lumbar Disc Disease were: 1) Lumbago (7242), 2) Sprain of lumbar (8472), 3) Sciatica (7243), 4) Spasm of muscle (72885), 5) Degeneration of lumbar or lumbosacral intervertebral disc (72252), 6) Thoracic or lumbosacral neuritis or radiculitis, unspecified (7244), 7) Cervicalgia (7231), 8) Lumbosacral spondylosis without myelopathy (7213).

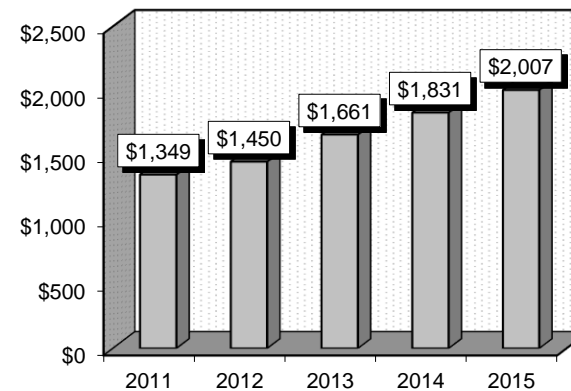
Definitions: **Lumbago:** An older, non-medical term used to describe lower back pain or back pain in general. **Sciatica:** Pain in lower back and hip radiating down back of thigh into leg, due to herniated lumbar discs compressing a nerve root, most commonly L5 or S1. **Lumbosacral:** Of or relating to or near the small of the back and the back part of the pelvis between the hips. **Cervicalgia:** Neck pain. **Spondylosis:** A degenerative process affecting the vertebral disc and facet joints that gradually develops with age. **Myelopathy:** Any disease of the spinal cord.

	2011		2012		2013		2014		2015	
Gender	Cases	Avg Bill	Cases	Avg Bill	Cases	Avg Bill	Cases	Avg Bill	Cases	Avg Bill
Male	5,455	\$1,338	5,858	\$1,445	5,461	\$1,658	5,647	\$1,820	4,376	\$2,043
Female	5,308	\$1,360	5,237	\$1,455	4,706	\$1,664	5,043	\$1,843	3,879	\$1,967
Age Group	Cases	Avg Bill	Cases	Avg Bill	Cases	Avg Bill	Cases	Avg Bill	Cases	Avg Bill
0-17	313	\$1,470	313	\$1,621	330	\$1,799	294	\$1,964	220	\$1,802
18-35	3,769	\$1,290	3,755	\$1,403	3,433	\$1,616	3,526	\$1,728	2,793	\$1,942
36-49	3,432	\$1,334	3,292	\$1,418	2,972	\$1,640	3,072	\$1,809	2,332	\$1,994
50-64	2,421	\$1,361	2,772	\$1,447	2,516	\$1,641	2,796	\$1,883	2,120	\$2,073
65+	828	\$1,596	963	\$1,698	916	\$1,902	1,002	\$2,079	790	\$2,152
Total	10,763	\$1,349	11,095	\$1,450	10,167	\$1,661	10,690	\$1,831	8,255	\$2,007

Patient Discharges



Average Billed Charges



County / Hospital	2011		2012		2013		2014		2015	
	Cases	Avg Bill	Cases	Avg Bill	Cases	Avg Bill	Cases	Avg Bill	Cases	Avg Bill
Clark										
Centennial Hills	665	\$1,829	602	\$2,050	541	\$2,130	528	\$2,344	434	\$2,586
Desert Springs	464	\$1,691	471	\$1,646	489	\$1,897	672	\$2,124	494	\$2,246
Mountain View	204	\$1,866	342	\$1,909	236	\$2,345	322	\$2,648	435	\$2,884
North Vista	407	\$1,063	542	\$923	506	\$1,091	578	\$1,175	422	\$1,217
Southern Hills	125	\$1,733	166	\$1,835	136	\$2,347	173	\$2,427	220	\$2,652
Spring Valley	568	\$1,747	561	\$1,747	552	\$2,027	479	\$2,252	458	\$2,480
St. Rose-Rose de Lima	509	\$1,425	515	\$1,639	576	\$1,789	590	\$2,231	306	\$2,430
St. Rose-San Martin	276	\$1,379	314	\$1,635	277	\$1,959	341	\$2,440	149	\$2,317
St. Rose-Siena	404	\$1,814	528	\$1,821	596	\$2,146	467	\$2,454	247	\$2,479
Summerlin	203	\$1,853	362	\$2,110	389	\$2,244	364	\$2,391	334	\$2,614
Sunrise	542	\$2,031	662	\$2,305	473	\$2,973	814	\$2,725	928	\$2,714
UMC	1,291	\$1,108	1,271	\$1,120	1,034	\$1,133	495	\$1,477	371	\$1,723
Valley	522	\$1,280	610	\$1,455	585	\$1,694	736	\$1,887	538	\$2,098
Total	6,180	\$1,527	6,946	\$1,637	6,390	\$1,865	6,559	\$2,165	5,336	\$2,357
Washoe										
Carson Tahoe	421	\$544	299	\$665	181	\$842	192	\$868	182	\$1,172
Northern Nevada	437	\$937	393	\$986	412	\$1,375	457	\$1,449	340	\$1,534
Renown Regional	926	\$1,302	842	\$1,298	840	\$1,362	953	\$1,375	505	\$1,417
Renown S. Meadows	315	\$1,234	372	\$1,272	314	\$1,346	408	\$1,330	286	\$1,364
Saint Mary's	1,072	\$1,419	974	\$1,476	867	\$1,635	1,016	\$1,431	749	\$1,560
Sierra Surgery	0	\$0	0	\$0	0	\$0	0	\$0	0	\$0
Total	3,171	\$1,184	2,880	\$1,246	2,614	\$1,417	3,026	\$1,367	2,062	\$1,459
Rural										
Battle Mountain	42	\$640	59	\$837	36	\$893	30	\$664	8	\$722
Boulder City	61	\$846	53	\$894	64	\$1,847	80	\$1,774	31	\$1,572
Carson Valley	188	\$1,298	170	\$1,054	182	\$1,097	195	\$1,112	104	\$1,112
Churchill	117	\$569	104	\$700	110	\$793	130	\$747	163	\$706
Desert View	174	\$434	208	\$729	184	\$1,058	179	\$1,413	161	\$1,464
Grover C. Dils	6	\$797	12	\$649	13	\$633	10	\$714	5	\$916
Humboldt	123	\$837	165	\$1,046	137	\$1,070	76	\$935	48	\$1,121
Incline Village	0	\$0	4	\$1,022	66	\$1,147	42	\$1,215	35	\$1,274
Mesa View	121	\$889	133	\$909	126	\$1,047	113	\$1,018	97	\$1,179
Mount Grant	29	\$472	34	\$533	50	\$674	40	\$603	21	\$719
Northeastern	400	\$1,286	72	\$1,480	21	\$2,322	6	\$2,398	13	\$2,689
Nye	30	\$781	64	\$825	14	\$994	0	\$0	0	\$0
Pershing	0	\$0	37	\$588	31	\$770	45	\$1,173	30	\$1,314
South Lyon	28	\$636	47	\$700	36	\$790	57	\$899	35	\$948
William Bee Ririe	93	\$828	107	\$874	93	\$1,296	102	\$1,197	106	\$1,124
Total	1,412	\$939	1,269	\$891	1,163	\$1,086	1,105	\$1,120	857	\$1,144
All Counties	10,763	\$1,349	11,095	\$1,450	10,167	\$1,661	10,690	\$1,831	8,255	\$2,007

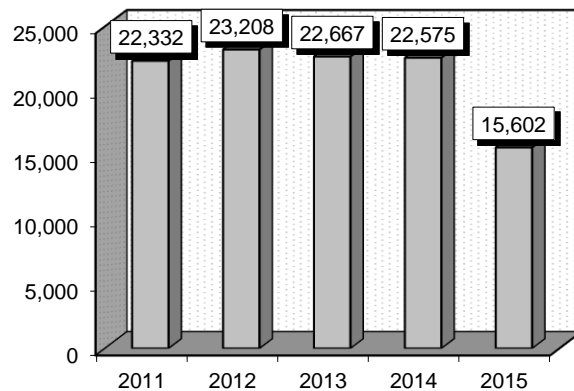
Contusion, Open Wound & Other Trauma To Skin & Subcutaneous Tissue (00674)

Diagnoses: that frequently accompanied Contusion, Open Wound & Other Trauma To Skin & Subcutaneous Tissue were: 1) Contusion of face, scalp, and neck except eye(s) (920), 2) Contusion of chest wall (9221), 3) Contusion of knee (92411), 4) Contusion of foot (92420), 5) Contusion of hand(s) (92320), 6) Contusion of shoulder region (92300), 7) Abrasion or friction burn of face, neck, and scalp except eye, without mention of infection (9100), 8) Contusion of hip (92401), 9) Open wound of forehead, without mention of complication (87342), 10) Contusion of back (92231).

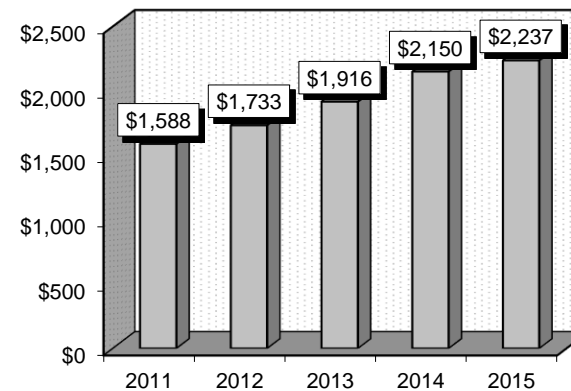
Definitions: **Contusion:** An injury in which the skin is not broken, often characterized by ruptured blood vessels and discolorations; a bruise. **Abrasion:** A wound caused by rubbing or scraping the skin or a mucous membrane.

	2011		2012		2013		2014		2015	
Gender	Cases	Avg Bill	Cases	Avg Bill	Cases	Avg Bill	Cases	Avg Bill	Cases	Avg Bill
Male	11,454	\$1,565	11,863	\$1,694	11,439	\$1,887	11,465	\$2,116	7,793	\$2,192
Female	10,878	\$1,612	11,345	\$1,773	11,228	\$1,945	11,110	\$2,185	7,809	\$2,281
Age Group	Cases	Avg Bill	Cases	Avg Bill	Cases	Avg Bill	Cases	Avg Bill	Cases	Avg Bill
0-17	7,744	\$1,291	8,193	\$1,435	7,898	\$1,574	7,974	\$1,798	5,181	\$1,741
18-35	6,297	\$1,729	6,550	\$1,909	6,294	\$2,143	6,261	\$2,354	4,342	\$2,390
36-49	3,304	\$1,729	3,278	\$1,900	3,374	\$2,086	3,241	\$2,283	2,329	\$2,622
50-64	2,676	\$1,813	2,700	\$1,926	2,754	\$2,079	2,729	\$2,332	2,075	\$2,533
65+	2,311	\$1,737	2,487	\$1,820	2,347	\$2,020	2,370	\$2,401	1,675	\$2,473
Total	22,332	\$1,588	23,208	\$1,733	22,667	\$1,916	22,575	\$2,150	15,602	\$2,237

Patient Discharges



Average Billed Charges



County / Hospital	2011		2012		2013		2014		2015	
	Cases	Avg Bill	Cases	Avg Bill	Cases	Avg Bill	Cases	Avg Bill	Cases	Avg Bill
Clark										
Centennial Hills	1,089	\$1,527	1,047	\$1,726	1,024	\$1,905	967	\$2,018	733	\$2,168
Desert Springs	779	\$1,680	697	\$1,800	698	\$2,135	784	\$2,070	612	\$2,307
Mountain View	1,497	\$2,188	1,710	\$2,433	1,214	\$2,817	1,480	\$2,921	837	\$3,224
North Vista	1,717	\$1,449	1,896	\$1,481	1,505	\$1,466	1,608	\$1,545	1,336	\$1,524
Southern Hills	701	\$1,873	721	\$2,150	769	\$2,397	762	\$2,615	418	\$2,904
Spring Valley	937	\$1,756	900	\$1,831	1,014	\$2,059	1,050	\$2,260	723	\$2,367
St. Rose-Rose de Lima	722	\$1,687	793	\$1,972	762	\$2,159	755	\$3,057	279	\$3,231
St. Rose-San Martin	268	\$1,438	369	\$1,830	425	\$2,024	347	\$2,898	167	\$3,058
St. Rose-Siena	894	\$2,077	1,017	\$2,041	908	\$2,489	859	\$2,766	436	\$3,049
Summerlin	1,195	\$1,655	1,178	\$1,700	855	\$1,926	824	\$2,024	668	\$1,987
Sunrise	2,436	\$2,231	2,781	\$2,568	2,995	\$2,889	3,725	\$3,103	2,598	\$3,327
UMC	2,025	\$1,597	2,064	\$1,652	2,341	\$1,752	1,120	\$2,262	926	\$2,642
Valley	792	\$1,606	712	\$1,715	690	\$2,010	648	\$2,134	525	\$2,179
Total	15,052	\$1,799	15,885	\$1,972	15,200	\$2,207	14,929	\$2,517	10,258	\$2,629
Washoe										
Carson Tahoe	587	\$676	700	\$620	583	\$857	585	\$847	420	\$1,041
Northern Nevada	562	\$911	574	\$1,023	573	\$1,194	609	\$1,336	461	\$1,501
Renown Regional	1,610	\$1,912	1,770	\$1,923	1,655	\$1,874	1,811	\$2,054	1,159	\$2,270
Renown S. Meadows	403	\$1,308	479	\$1,352	499	\$1,376	529	\$1,466	386	\$1,478
Saint Mary's	1,177	\$1,315	1,061	\$1,391	1,435	\$1,504	1,422	\$1,508	877	\$1,486
Sierra Surgery	0	\$0	0	\$0	0	\$0	0	\$0	0	\$0
Total	4,339	\$1,397	4,584	\$1,428	4,745	\$1,503	4,956	\$1,604	3,303	\$1,706
Rural										
Battle Mountain	157	\$654	182	\$752	172	\$774	69	\$610	53	\$784
Boulder City	136	\$730	180	\$897	151	\$1,561	195	\$1,592	84	\$1,379
Carson Valley	267	\$1,114	248	\$1,087	263	\$1,211	291	\$1,106	203	\$1,076
Churchill	561	\$787	526	\$905	500	\$971	578	\$940	482	\$949
Desert View	507	\$517	498	\$722	354	\$1,055	416	\$1,408	377	\$1,453
Grover C. Dils	38	\$696	42	\$704	27	\$702	25	\$760	33	\$888
Humboldt	69	\$1,107	166	\$1,279	356	\$1,140	261	\$1,057	195	\$1,034
Incline Village	0	\$0	9	\$1,041	160	\$909	153	\$1,086	85	\$1,139
Mesa View	179	\$977	202	\$974	236	\$1,000	263	\$1,120	165	\$1,187
Mount Grant	129	\$465	139	\$485	93	\$490	59	\$429	48	\$697
Northeastern	465	\$999	45	\$1,381	2	\$2,581	6	\$2,747	3	\$3,391
Nye	116	\$680	108	\$669	28	\$1,070	0	\$0	0	\$0
Pershing	0	\$0	54	\$515	61	\$537	44	\$1,074	34	\$1,241
South Lyon	127	\$577	170	\$677	168	\$770	169	\$900	136	\$1,018
William Bee Ririe	190	\$901	170	\$894	151	\$999	161	\$1,246	143	\$1,204
Total	2,941	\$792	2,739	\$857	2,722	\$1,009	2,690	\$1,115	2,041	\$1,127
All Counties	22,332	\$1,588	23,208	\$1,733	22,667	\$1,916	22,575	\$2,150	15,602	\$2,237

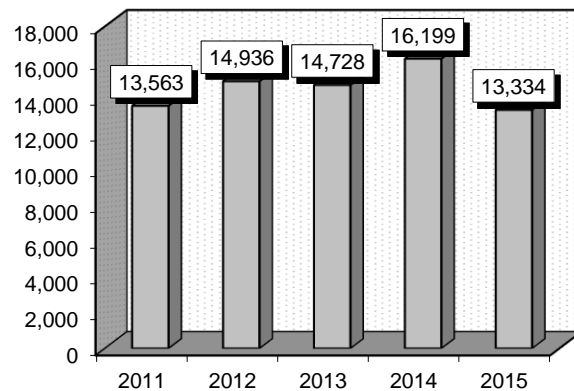
Other Skin, Subcutaneous Tissue & Breast Disorders (00675)

Diagnoses: that frequently accompanied Other Skin, Subcutaneous Tissue & Breast Disorders were: 1) Allergic urticaria (7080), 2) Scabies (1330), 3) Dermatitis due to drugs and medicines taken internally (6930), 4) Dermatophytosis of the body (1105), 5) Candidiasis of skin and nails (1123), 6) Sebaceous cyst (7062), 7) Lump or mass in breast (61172), 8) Mastodynia (61171).

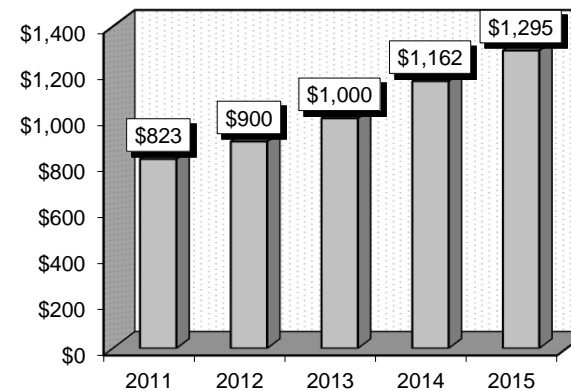
Definitions: **Urticaria:** An eruption of itching wheals, colloquially called hives, usually of systemic origin; it may be due to a state of hypersensitivity to foods or drugs, foci of infection, physical agents (heat, cold, light, friction), or psychic stimuli. **Scabies:** A contagious disease caused by *Sarcoptes scabiei*, the human itch mite, characterized by intense itching of the skin and excoriation from scratching. **Dermatitis:** A general term used to describe inflammation of the skin. **Dermatophytosis:** An infection of the hair, skin, or nails caused by any one of the dermatophytes (fungus parasitic upon the skin). **Candidiasis:** An infection caused by a species of the yeast *Candida*, usually *Candida albicans*. **Sebaceous cyst:** A rounded swollen area of the skin formed by an abnormal sac of retained excretion (sebum) from the sebaceous follicles. **Mastodynia:** Pain in the breast.

	2011		2012		2013		2014		2015	
Gender	Cases	Avg Bill	Cases	Avg Bill	Cases	Avg Bill	Cases	Avg Bill	Cases	Avg Bill
Male	5,938	\$795	6,633	\$884	6,667	\$973	7,333	\$1,145	6,031	\$1,271
Female	7,625	\$846	8,303	\$912	8,061	\$1,023	8,866	\$1,177	7,303	\$1,315
Age Group	Cases	Avg Bill	Cases	Avg Bill	Cases	Avg Bill	Cases	Avg Bill	Cases	Avg Bill
0-17	5,747	\$760	6,383	\$840	6,228	\$944	6,707	\$1,090	5,533	\$1,227
18-35	3,798	\$854	4,045	\$929	3,934	\$1,038	4,485	\$1,213	3,664	\$1,340
36-49	1,833	\$906	2,081	\$965	2,110	\$1,046	2,262	\$1,215	1,816	\$1,383
50-64	1,459	\$863	1,486	\$947	1,589	\$1,038	1,788	\$1,212	1,524	\$1,326
65+	726	\$870	941	\$958	867	\$1,058	957	\$1,219	797	\$1,304
Total	13,563	\$823	14,936	\$900	14,728	\$1,000	16,199	\$1,162	13,334	\$1,295

Patient Discharges



Average Billed Charges



County / Hospital	2011		2012		2013		2014		2015	
	Cases	Avg Bill	Cases	Avg Bill	Cases	Avg Bill	Cases	Avg Bill	Cases	Avg Bill
Clark										
Centennial Hills	594	\$1,023	659	\$1,146	647	\$1,191	722	\$1,413	642	\$1,543
Desert Springs	515	\$1,121	478	\$1,118	499	\$1,321	677	\$1,423	606	\$1,486
Mountain View	442	\$1,272	628	\$1,426	546	\$1,617	734	\$1,708	733	\$1,813
North Vista	461	\$599	650	\$582	693	\$610	724	\$673	696	\$712
Southern Hills	297	\$1,162	296	\$1,279	339	\$1,454	371	\$1,633	355	\$1,795
Spring Valley	492	\$1,150	497	\$1,176	590	\$1,301	612	\$1,426	439	\$1,542
St. Rose-Rose de Lima	600	\$833	608	\$907	612	\$930	660	\$1,410	513	\$1,517
St. Rose-San Martin	303	\$814	341	\$968	380	\$936	373	\$1,318	263	\$1,439
St. Rose-Siena	710	\$849	885	\$941	781	\$1,000	729	\$1,195	553	\$1,313
Summerlin	593	\$1,205	626	\$1,260	541	\$1,248	576	\$1,372	557	\$1,391
Sunrise	1,263	\$1,262	1,646	\$1,388	1,874	\$1,562	2,308	\$1,729	2,374	\$1,809
UMC	2,123	\$520	2,331	\$542	2,173	\$595	1,833	\$837	1,347	\$1,085
Valley	435	\$993	469	\$1,049	460	\$1,177	560	\$1,324	477	\$1,446
Total	8,828	\$921	10,114	\$996	10,135	\$1,099	10,879	\$1,338	9,555	\$1,479
Washoe										
Carson Tahoe	297	\$331	362	\$379	305	\$512	296	\$566	259	\$669
Northern Nevada	355	\$469	371	\$542	382	\$671	433	\$710	367	\$793
Renown Regional	1,456	\$755	1,629	\$783	1,582	\$834	1,757	\$855	1,003	\$916
Renown S. Meadows	308	\$842	328	\$934	312	\$908	387	\$831	311	\$935
Saint Mary's	854	\$709	841	\$814	809	\$891	1,014	\$839	688	\$887
Sierra Surgery	0	\$0	0	\$0	0	\$0	0	\$0	0	\$0
Total	3,270	\$682	3,531	\$737	3,390	\$807	3,887	\$810	2,628	\$869
Rural										
Battle Mountain	50	\$409	57	\$652	45	\$712	49	\$580	26	\$690
Boulder City	90	\$494	72	\$508	62	\$1,270	95	\$1,247	24	\$846
Carson Valley	115	\$781	198	\$719	157	\$763	161	\$783	125	\$713
Churchill	237	\$402	258	\$510	234	\$480	358	\$465	336	\$528
Desert View	174	\$297	164	\$439	216	\$850	274	\$1,122	225	\$1,118
Grover C. Dils	9	\$558	14	\$481	11	\$505	9	\$528	4	\$650
Humboldt	153	\$627	135	\$686	98	\$727	76	\$712	70	\$677
Incline Village	0	\$0	7	\$518	50	\$770	39	\$743	46	\$829
Mesa View	89	\$602	98	\$707	106	\$616	133	\$625	128	\$657
Mount Grant	26	\$182	23	\$195	14	\$299	14	\$308	17	\$481
Northeastern	328	\$755	41	\$1,465	12	\$1,742	20	\$2,215	6	\$2,228
Nye	55	\$417	32	\$481	12	\$625	0	\$0	0	\$0
Pershing	0	\$0	45	\$326	26	\$394	39	\$634	33	\$689
South Lyon	43	\$449	53	\$522	63	\$615	52	\$721	48	\$702
William Bee Ririe	96	\$607	94	\$517	97	\$741	114	\$851	63	\$739
Total	1,465	\$552	1,291	\$591	1,203	\$715	1,433	\$786	1,151	\$741
All Counties	13,563	\$823	14,936	\$900	14,728	\$1,000	16,199	\$1,162	13,334	\$1,295

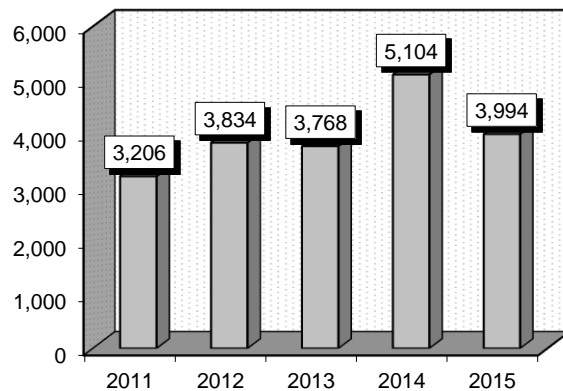
Viral Illness (00808)

Diagnoses: that frequently accompanied Viral Illness were: 1) Hand, foot, and mouth disease (0743), 2) Viral exanthem, unspecified (0579), 3) Acute pharyngitis (462), 4) Varicella without mention of complication (0529), 5) Coxsackie virus infection in conditions classified elsewhere and of unspecified site (0792), 6) Tobacco use disorder (3051), 7) Unspecified otitis media (3829), 8) Influenza with other manifestations (4878), 9) Diarrhea (78791).

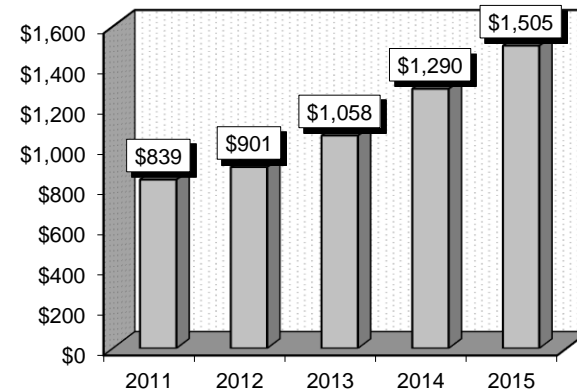
Definitions: **Exanthem:** A skin eruption or rash. **Pharyngitis:** Inflammation of the pharynx, causing a sore throat. **Varicella:** (AKA chickenpox) An acute contagious disease, usually occurring in children, caused by the varicella-zoster virus and marked by a sparse eruption of papules, which become vesicles and then pustules, usually with mild constitutional symptoms; incubation period is about 14-17 days. **Coxsackie virus:** Any of a group of enteroviruses that cause various respiratory, neurological, and muscular diseases in humans. **Enterovirus:** A genus of picornaviruses, including polioviruses, coxsackieviruses, and echoviruses, that infect the gastrointestinal tract and often spread to other areas of the body, especially the nervous system.

	2011		2012		2013		2014		2015	
Gender	Cases	Avg Bill	Cases	Avg Bill	Cases	Avg Bill	Cases	Avg Bill	Cases	Avg Bill
Male	1,618	\$852	2,027	\$904	1,949	\$1,075	2,758	\$1,307	2,133	\$1,505
Female	1,588	\$825	1,807	\$898	1,819	\$1,040	2,346	\$1,270	1,861	\$1,504
Age Group	Cases	Avg Bill	Cases	Avg Bill	Cases	Avg Bill	Cases	Avg Bill	Cases	Avg Bill
0-17	2,503	\$818	3,191	\$883	3,074	\$1,062	4,377	\$1,300	3,460	\$1,520
18-35	444	\$880	395	\$982	403	\$1,019	444	\$1,235	375	\$1,413
36-49	151	\$1,003	150	\$984	176	\$1,054	172	\$1,210	94	\$1,427
50-64	70	\$870	76	\$1,075	83	\$1,089	89	\$1,269	42	\$1,391
65+	38	\$985	22	\$977	32	\$1,077	22	\$1,209	23	\$1,169
Total	3,206	\$839	3,834	\$901	3,768	\$1,058	5,104	\$1,290	3,994	\$1,505

Patient Discharges



Average Billed Charges



County / Hospital	2011		2012		2013		2014		2015	
	Cases	Avg Bill	Cases	Avg Bill	Cases	Avg Bill	Cases	Avg Bill	Cases	Avg Bill
Clark										
Centennial Hills	136	\$862	96	\$1,066	87	\$1,016	90	\$1,002	80	\$1,512
Desert Springs	27	\$1,044	19	\$828	23	\$970	31	\$1,371	33	\$1,213
Mountain View	124	\$1,239	180	\$1,487	148	\$1,644	171	\$1,607	124	\$1,919
North Vista	164	\$601	334	\$671	495	\$697	560	\$828	277	\$929
Southern Hills	51	\$1,171	36	\$1,311	86	\$1,454	129	\$1,537	113	\$1,721
Spring Valley	92	\$1,017	76	\$1,051	79	\$1,385	68	\$1,076	40	\$1,410
St. Rose-Rose de Lima	125	\$757	116	\$792	165	\$970	163	\$1,600	57	\$1,756
St. Rose-San Martin	90	\$716	114	\$861	85	\$886	87	\$1,579	49	\$1,792
St. Rose-Siena	145	\$839	133	\$906	180	\$955	223	\$1,332	224	\$1,529
Summerlin	78	\$1,032	69	\$1,176	78	\$1,032	110	\$1,162	137	\$1,392
Sunrise	516	\$1,326	763	\$1,353	803	\$1,741	1,635	\$1,874	1,558	\$1,970
UMC	704	\$611	852	\$591	582	\$649	468	\$767	241	\$1,028
Valley	37	\$899	8	\$1,677	19	\$977	36	\$1,215	35	\$1,492
Total	2,289	\$900	2,796	\$958	2,830	\$1,136	3,771	\$1,441	2,968	\$1,684
Washoe										
Carson Tahoe	53	\$386	108	\$356	100	\$638	100	\$674	74	\$932
Northern Nevada	76	\$580	50	\$650	10	\$728	34	\$668	54	\$1,002
Renown Regional	311	\$780	446	\$786	337	\$853	604	\$899	422	\$1,046
Renown S. Meadows	61	\$807	67	\$1,051	37	\$1,001	66	\$990	26	\$1,063
Saint Mary's	141	\$920	159	\$1,001	96	\$1,168	149	\$1,079	146	\$1,207
Sierra Surgery	0	\$0	0	\$0	0	\$0	0	\$0	0	\$0
Total	642	\$757	830	\$785	580	\$875	953	\$902	722	\$1,064
Rural										
Battle Mountain	17	\$381	20	\$574	17	\$725	7	\$1,489	15	\$579
Boulder City	2	\$417	9	\$602	4	\$679	23	\$780	15	\$823
Carson Valley	12	\$720	7	\$961	20	\$1,121	30	\$928	17	\$1,135
Churchill	48	\$509	44	\$547	90	\$616	86	\$735	71	\$725
Desert View	51	\$298	31	\$538	46	\$784	36	\$906	40	\$989
Grover C. Dils	1	\$203	1	\$250	3	\$494	1	\$457	2	\$447
Humboldt	7	\$617	21	\$724	77	\$808	49	\$714	43	\$768
Incline Village	0	\$0	2	\$755	24	\$675	23	\$658	13	\$718
Mesa View	23	\$660	13	\$796	26	\$647	53	\$594	34	\$597
Mount Grant	8	\$107	3	\$207	3	\$350	5	\$347	3	\$395
Northeastern	35	\$594	6	\$834	0	\$0	0	\$0	0	\$0
Nye	10	\$461	2	\$674	6	\$517	0	\$0	0	\$0
Pershing	0	\$0	1	\$1,090	2	\$275	11	\$618	12	\$1,208
South Lyon	6	\$302	16	\$568	13	\$643	18	\$579	13	\$722
William Bee Ririe	55	\$712	32	\$553	27	\$914	38	\$1,049	26	\$951
Total	275	\$518	208	\$608	358	\$736	380	\$771	304	\$805
All Counties	3,206	\$839	3,834	\$901	3,768	\$1,058	5,104	\$1,290	3,994	\$1,505

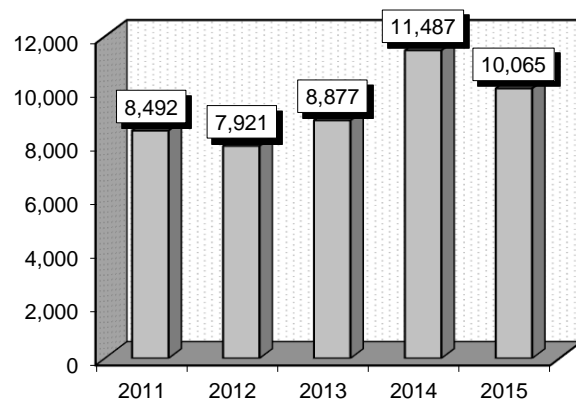
Alcohol Abuse & Dependence (00842)

Diagnoses: that frequently accompanied Alcohol Abuse & Dependence were: 1) Unspecified essential hypertension (4019), 2) Alcohol withdrawal (29181), 3) Depressive disorder, not elsewhere classified (311), 4) Anxiety state, unspecified (30000), 5) Dehydration (27651), 6) Bipolar disorder, unspecified (29680), 7) Suicidal ideation (V6284), 8) Hypopotassemia (2768).

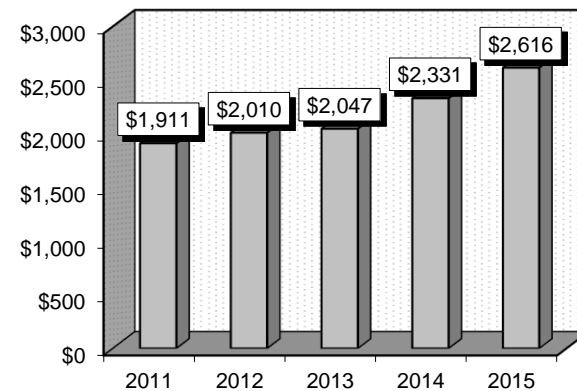
Definitions: **Hypertension:** High blood pressure. **Hypopotassemia:** A deficiency of potassium in the blood.

	2011		2012		2013		2014		2015	
Gender	Cases	Avg Bill	Cases	Avg Bill	Cases	Avg Bill	Cases	Avg Bill	Cases	Avg Bill
Male	5,666	\$1,854	5,198	\$1,877	6,015	\$1,997	7,775	\$2,297	6,741	\$2,556
Female	2,826	\$2,025	2,723	\$2,262	2,862	\$2,151	3,712	\$2,402	3,324	\$2,739
Age Group	Cases	Avg Bill	Cases	Avg Bill	Cases	Avg Bill	Cases	Avg Bill	Cases	Avg Bill
0-17	167	\$1,843	172	\$1,845	162	\$2,432	143	\$2,568	95	\$2,964
18-35	3,461	\$1,851	3,381	\$2,084	3,691	\$2,005	4,884	\$2,244	4,451	\$2,507
36-49	2,329	\$1,978	2,112	\$1,973	2,219	\$2,133	2,731	\$2,474	2,314	\$2,836
50-64	2,280	\$1,928	1,970	\$1,945	2,489	\$2,013	3,167	\$2,348	2,718	\$2,585
65+	255	\$2,022	286	\$1,950	316	\$1,999	562	\$2,230	487	\$2,672
Total	8,492	\$1,911	7,921	\$2,010	8,877	\$2,047	11,487	\$2,331	10,065	\$2,616

Patient Discharges



Average Billed Charges



County / Hospital	2011		2012		2013		2014		2015	
	Cases	Avg Bill	Cases	Avg Bill	Cases	Avg Bill	Cases	Avg Bill	Cases	Avg Bill
Clark										
Centennial Hills	156	\$2,489	127	\$2,433	136	\$2,547	179	\$2,893	112	\$2,881
Desert Springs	1,306	\$1,653	1,280	\$1,569	1,483	\$1,762	1,845	\$1,930	1,266	\$1,993
Mountain View	153	\$3,645	221	\$4,098	196	\$4,311	304	\$4,496	335	\$5,687
North Vista	166	\$1,136	275	\$3,414	406	\$1,234	359	\$1,421	408	\$1,281
Southern Hills	80	\$2,564	58	\$2,975	118	\$3,129	185	\$2,728	289	\$3,591
Spring Valley	1,629	\$1,665	1,364	\$1,734	1,455	\$1,810	1,997	\$1,841	1,586	\$1,976
St. Rose-Rose de Lima	107	\$3,550	116	\$3,532	134	\$4,471	155	\$4,694	95	\$5,484
St. Rose-San Martin	70	\$3,683	102	\$3,888	122	\$4,455	167	\$4,780	121	\$5,032
St. Rose-Siena	144	\$3,388	128	\$3,442	157	\$4,211	139	\$5,366	112	\$6,223
Summerlin	202	\$3,035	150	\$2,811	144	\$3,156	231	\$2,854	101	\$2,940
Sunrise	1,210	\$2,951	1,099	\$2,898	1,183	\$2,953	2,257	\$3,395	2,819	\$3,522
UMC	446	\$940	418	\$887	449	\$1,127	476	\$1,543	504	\$1,738
Valley	1,395	\$1,613	1,336	\$1,663	1,397	\$1,743	1,509	\$1,799	1,088	\$1,967
Total	7,064	\$2,009	6,674	\$2,120	7,380	\$2,168	9,803	\$2,466	8,836	\$2,774
Washoe										
Carson Tahoe	88	\$1,143	159	\$1,254	139	\$1,620	176	\$1,510	144	\$1,801
Northern Nevada	59	\$957	83	\$1,190	61	\$1,777	111	\$1,695	79	\$1,696
Renown Regional	493	\$1,483	477	\$1,557	463	\$1,649	525	\$1,764	293	\$1,756
Renown S. Meadows	37	\$1,569	37	\$1,586	26	\$1,381	22	\$1,700	28	\$1,541
Saint Mary's	535	\$1,553	304	\$1,424	550	\$1,216	610	\$1,214	474	\$1,133
Sierra Surgery	0	\$0	0	\$0	0	\$0	0	\$0	0	\$0
Total	1,212	\$1,466	1,060	\$1,445	1,239	\$1,454	1,444	\$1,494	1,018	\$1,461
Rural										
Battle Mountain	15	\$922	23	\$1,019	19	\$889	13	\$451	9	\$901
Boulder City	8	\$1,688	4	\$1,870	4	\$1,791	6	\$2,761	0	\$0
Carson Valley	16	\$751	10	\$883	31	\$1,489	25	\$1,288	40	\$1,052
Churchill	30	\$1,303	54	\$997	37	\$814	42	\$1,167	43	\$776
Desert View	21	\$1,154	26	\$1,388	36	\$2,176	43	\$3,126	32	\$2,464
Grover C. Dils	2	\$752	5	\$655	4	\$659	1	\$156	3	\$1,163
Humboldt	10	\$1,212	17	\$1,429	60	\$1,495	32	\$1,215	20	\$1,227
Incline Village	0	\$0	0	\$0	9	\$1,152	6	\$1,282	3	\$2,907
Mesa View	11	\$1,219	18	\$2,009	10	\$1,314	24	\$2,126	14	\$2,063
Mount Grant	5	\$1,161	2	\$632	1	\$1,525	4	\$780	3	\$1,084
Northeastern	60	\$1,307	6	\$1,698	7	\$3,313	11	\$3,692	9	\$4,448
Nye	15	\$1,024	1	\$4,173	0	\$0	0	\$0	0	\$0
Pershing	0	\$0	4	\$912	6	\$1,163	5	\$3,459	8	\$3,194
South Lyon	13	\$1,013	16	\$1,181	22	\$982	21	\$1,335	21	\$1,324
William Bee Ririe	10	\$2,163	1	\$8,335	12	\$1,635	7	\$1,890	6	\$1,259
Total	216	\$1,223	187	\$1,283	258	\$1,424	240	\$1,825	211	\$1,574
All Counties	8,492	\$1,911	7,921	\$2,010	8,877	\$2,047	11,487	\$2,331	10,065	\$2,616

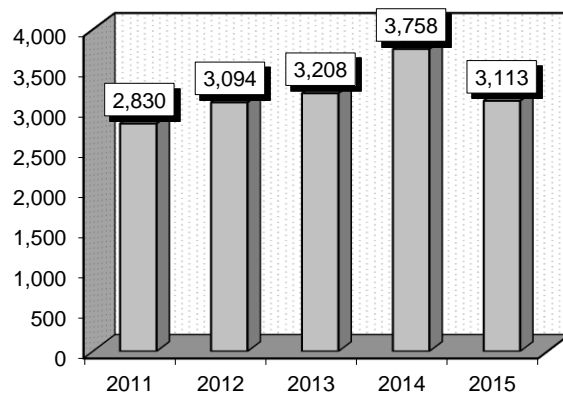
Allergic Reactions (00850)

Diagnoses: that frequently accompanied Allergic Reactions were: 1) Angioneurotic edema, not elsewhere classified (9951), 2) Rash and other nonspecific skin eruption (7821), 3) Urticaria, unspecified (7089), 4) Allergic urticaria (7080), 5) Unspecified pruritic disorder (6989), 6) Other anaphylactic reaction (9950), 7) Anxiety state, unspecified (30000), 8) Unspecified acquired hypothyroidism (2449), 9) Pure hypercholesterolemia (2720), 10) Allergy to seafood (V1504).

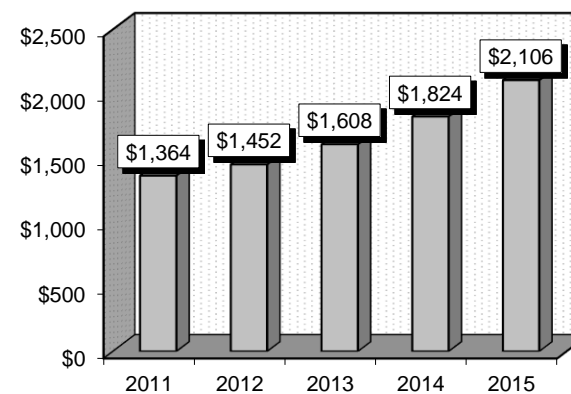
Definitions: **Angioedema:** The rapid swelling of the dermis, subcutaneous tissue, mucosa and submucosal tissues. **Urticaria:** An eruption of itching wheals, colloquially called hives, usually of systemic origin; it may be due to a state of hypersensitivity to foods or drugs, foci of infection, physical agents (heat, cold, light, friction), or psychic stimuli. **Pruritic disorder:** A sensation that causes the desire or reflex to scratch. **Anaphylactic shock:** A serious and profound state of shock brought about by hypersensitivity (anaphylaxis) to an allergen such as a drug, foreign protein, or toxin. **Hypothyroidism:** Diminished production of thyroid hormone, leading to clinical manifestations of thyroid insufficiency, including low metabolic rate, tendency to gain weight, somnolence, and sometimes myxedema. **Hypercholesterolemia:** An abnormally high concentration of cholesterol in the blood.

Gender	2011		2012		2013		2014		2015	
	Cases	Avg Bill	Cases	Avg Bill	Cases	Avg Bill	Cases	Avg Bill	Cases	Avg Bill
Male	1,129	\$1,326	1,213	\$1,421	1,239	\$1,572	1,452	\$1,719	1,226	\$2,059
Female	1,701	\$1,390	1,881	\$1,472	1,969	\$1,631	2,306	\$1,891	1,887	\$2,137
Age Group	2011		2012		2013		2014		2015	
	Cases	Avg Bill	Cases	Avg Bill	Cases	Avg Bill	Cases	Avg Bill	Cases	Avg Bill
0-17	838	\$1,053	971	\$1,140	1,001	\$1,291	1,194	\$1,413	1,065	\$1,593
18-35	797	\$1,307	872	\$1,409	921	\$1,657	1,066	\$1,934	843	\$2,171
36-49	526	\$1,585	542	\$1,596	525	\$1,715	625	\$1,976	507	\$2,382
50-64	393	\$1,584	418	\$1,738	432	\$1,876	544	\$2,116	412	\$2,641
65+	276	\$1,742	291	\$1,944	329	\$1,919	329	\$2,190	286	\$2,568
Total	2,830	\$1,364	3,094	\$1,452	3,208	\$1,608	3,758	\$1,824	3,113	\$2,106

Patient Discharges



Average Billed Charges



County / Hospital	2011		2012		2013		2014		2015	
	Cases	Avg Bill	Cases	Avg Bill	Cases	Avg Bill	Cases	Avg Bill	Cases	Avg Bill
Clark										
Centennial Hills	192	\$1,855	201	\$1,904	234	\$1,971	280	\$2,245	209	\$2,341
Desert Springs	99	\$1,822	116	\$1,781	160	\$2,233	179	\$2,410	144	\$2,533
Mountain View	84	\$1,608	85	\$1,699	81	\$2,099	136	\$2,118	171	\$2,940
North Vista	180	\$982	189	\$966	192	\$1,081	232	\$1,162	175	\$1,045
Southern Hills	27	\$1,540	72	\$1,342	50	\$1,628	52	\$1,759	84	\$2,512
Spring Valley	165	\$1,941	224	\$2,030	216	\$2,152	259	\$2,387	206	\$2,452
St. Rose-Rose de Lima	138	\$1,347	112	\$1,280	118	\$1,532	123	\$2,034	111	\$2,351
St. Rose-San Martin	110	\$1,200	107	\$1,432	129	\$1,267	130	\$1,769	115	\$2,024
St. Rose-Siena	263	\$1,500	318	\$1,600	336	\$1,584	358	\$1,955	301	\$2,139
Summerlin	153	\$1,873	200	\$1,917	219	\$2,039	270	\$2,070	198	\$2,260
Sunrise	238	\$1,436	241	\$1,513	253	\$1,775	367	\$2,068	452	\$2,596
UMC	271	\$799	314	\$963	235	\$1,141	109	\$1,706	84	\$2,535
Valley	84	\$1,783	81	\$2,056	130	\$2,049	181	\$2,085	132	\$2,290
Total	2,004	\$1,456	2,260	\$1,544	2,353	\$1,721	2,676	\$2,014	2,382	\$2,321
Washoe										
Carson Tahoe	66	\$1,055	63	\$1,326	53	\$1,493	56	\$1,686	32	\$1,668
Northern Nevada	40	\$1,004	67	\$886	54	\$952	114	\$1,272	77	\$1,598
Renown Regional	190	\$1,408	229	\$1,309	230	\$1,427	288	\$1,388	152	\$1,567
Renown S. Meadows	48	\$1,545	84	\$1,522	86	\$1,500	89	\$1,441	82	\$1,486
Saint Mary's	215	\$987	170	\$1,113	197	\$1,099	233	\$1,065	148	\$1,101
Sierra Surgery	0	\$0	0	\$0	0	\$0	0	\$0	0	\$0
Total	559	\$1,187	613	\$1,239	620	\$1,297	780	\$1,302	491	\$1,425
Rural										
Battle Mountain	3	\$796	14	\$1,223	8	\$809	6	\$862	9	\$719
Boulder City	10	\$770	24	\$847	36	\$1,859	48	\$1,991	18	\$1,887
Carson Valley	36	\$1,437	8	\$813	20	\$1,049	19	\$1,250	19	\$1,471
Churchill	25	\$627	23	\$752	26	\$777	60	\$1,267	52	\$921
Desert View	44	\$636	34	\$756	20	\$1,392	21	\$1,838	23	\$2,273
Grover C. Dils	3	\$745	0	\$0	5	\$703	1	\$1,095	3	\$719
Humboldt	4	\$661	6	\$983	8	\$1,718	17	\$870	16	\$1,536
Incline Village	0	\$0	0	\$0	22	\$1,035	18	\$1,475	10	\$1,417
Mesa View	21	\$1,036	34	\$1,026	32	\$1,077	48	\$1,228	42	\$1,128
Mount Grant	3	\$366	2	\$570	6	\$476	3	\$464	2	\$455
Northeastern	86	\$1,429	33	\$2,429	28	\$2,156	26	\$2,594	15	\$2,640
Nye	6	\$711	10	\$1,144	3	\$1,379	0	\$0	0	\$0
Pershing	0	\$0	5	\$806	5	\$571	6	\$1,442	3	\$784
South Lyon	10	\$587	17	\$579	5	\$823	11	\$1,183	14	\$933
William Bee Ririe	16	\$868	11	\$736	11	\$1,400	18	\$1,107	14	\$1,145
Total	267	\$1,049	221	\$1,097	235	\$1,305	302	\$1,493	240	\$1,370
All Counties	2,830	\$1,364	3,094	\$1,452	3,208	\$1,608	3,758	\$1,824	3,113	\$2,106

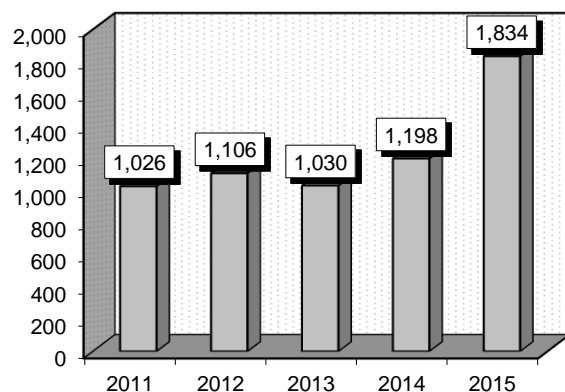
Level II Breast Procedures (00021)

Diagnoses: that frequently accompanied Level II Breast Procedures were: 1) Malignant neoplasm of breast (female), unspecified (1749), 2) Personal history of malignant neoplasm of breast (V103), 3) Tobacco use disorder (3051), 4) Diffuse cystic mastopathy (6101), 5) Benign neoplasm of breast (217), 6) Ptosis of breast (61181), 7) Family history of malignant neoplasm of breast (V163), 8) Fibroadenosis of breast (6102), 9) Fibrosclerosis of breast (6103).

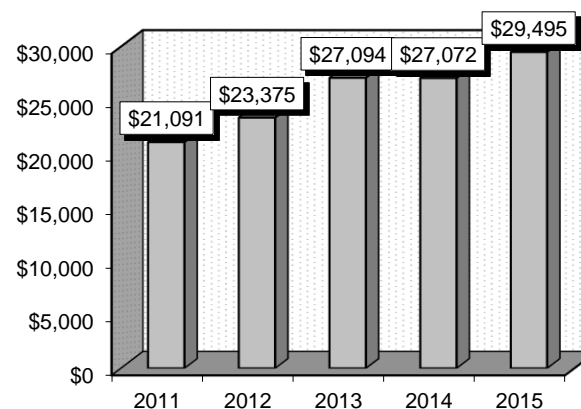
Definitions: **LEVEL:** Type of evidence used in the selection of certain courses of treatment. I - Randomized controlled trials, II - case-control studies, III - opinions of expert panels. **Neoplasm:** An abnormal tissue that grows by cellular proliferation more rapidly than normal and continues to grow after the stimuli that initiated the new growth cease. Neoplasms show partial or complete lack of structural organization and functional coordination with the normal tissue, and usually form a distinct mass of tissue that may be either benign (benign tumor) or malignant (cancer). **Malignant:** Tending to become worse and end in death. **Cystic mastopathy:** Benign breast changes, manifested by swelling, indurated nodules or cysts. **Ptosis of breast:** Drooping or sagging female breasts. **Fibroadenosis:** Lumps composed of fibrous and glandular tissue. **Fibrosclerosis of breast:** Sclerosing lobular adenosis of the breast. **Sclerosing lobular adenosis:** A benign (non-cancerous) condition of the breast in which extra tissue develops within the breast lobules.

Gender	2011		2012		2013		2014		2015	
	Cases	Avg Bill	Cases	Avg Bill	Cases	Avg Bill	Cases	Avg Bill	Cases	Avg Bill
Male	33	\$13,647	24	\$16,482	24	\$16,913	26	\$21,521	52	\$25,660
Female	993	\$21,339	1,082	\$23,527	1,006	\$27,337	1,172	\$27,195	1,782	\$29,607
Age Group	2011		2012		2013		2014		2015	
	Cases	Avg Bill	Cases	Avg Bill	Cases	Avg Bill	Cases	Avg Bill	Cases	Avg Bill
0-17	1	\$15,551	1	\$10,857	5	\$18,622	1	\$12,182	5	\$20,355
18-35	74	\$16,881	67	\$15,541	64	\$21,616	154	\$13,890	214	\$20,708
36-49	231	\$19,896	225	\$23,312	239	\$26,268	290	\$27,413	357	\$30,222
50-64	378	\$21,929	392	\$23,114	364	\$27,783	376	\$30,339	625	\$31,282
65+	342	\$21,900	421	\$24,927	358	\$28,044	377	\$28,976	633	\$30,364
Total	1,026	\$21,091	1,106	\$23,375	1,030	\$27,094	1,198	\$27,072	1,834	\$29,495

Patient Discharges



Average Billed Charges



County / Hospital	2011		2012		2013		2014		2015	
	Cases	Avg Bill	Cases	Avg Bill	Cases	Avg Bill	Cases	Avg Bill	Cases	Avg Bill
Clark										
Centennial Hills	34	\$26,986	53	\$33,566	54	\$33,627	52	\$37,277	43	\$41,468
Desert Springs	46	\$34,652	44	\$39,420	40	\$41,805	32	\$45,376	83	\$52,856
Mountain View	0	\$0	0	\$0	0	\$0	0	\$0	186	\$27,778
North Vista	0	\$0	0	\$0	0	\$0	0	\$0	0	\$0
Southern Hills	0	\$0	0	\$0	0	\$0	0	\$0	15	\$26,568
Spring Valley	59	\$29,573	71	\$33,037	131	\$34,406	177	\$36,114	171	\$40,243
St. Rose-Rose de Lima	13	\$23,826	15	\$22,437	24	\$24,046	21	\$26,166	19	\$27,878
St. Rose-San Martin	22	\$19,889	43	\$26,914	71	\$31,126	113	\$33,899	191	\$34,658
St. Rose-Siena	38	\$20,226	65	\$23,271	65	\$25,961	64	\$27,916	58	\$29,635
Summerlin	154	\$27,440	155	\$29,033	149	\$33,033	180	\$34,849	192	\$35,933
Sunrise	0	\$0	0	\$0	0	\$0	0	\$0	246	\$26,838
UMC	14	\$16,354	19	\$13,696	34	\$20,980	7	\$20,563	13	\$27,043
Valley	95	\$24,508	181	\$25,117	210	\$26,165	189	\$27,517	196	\$31,523
Total	475	\$26,432	646	\$28,130	778	\$30,334	835	\$33,014	1,413	\$33,628
Washoe										
Carson Tahoe	0	\$0	0	\$0	0	\$0	0	\$0	34	\$18,271
Northern Nevada	0	\$0	9	\$18,853	3	\$23,854	9	\$23,378	6	\$27,793
Renown Regional	85	\$13,362	54	\$13,991	37	\$14,726	26	\$16,282	35	\$19,041
Renown S. Meadows	203	\$10,925	174	\$12,814	132	\$14,154	318	\$12,944	328	\$14,844
Saint Mary's	173	\$26,976	131	\$26,824	68	\$24,532	0	\$0	0	\$0
Sierra Surgery	73	\$11,730	79	\$11,131	0	\$0	0	\$0	0	\$0
Total	534	\$16,623	447	\$16,886	240	\$17,304	353	\$13,456	403	\$15,691
Rural										
Battle Mountain	0	\$0	0	\$0	0	\$0	0	\$0	0	\$0
Boulder City	0	\$0	0	\$0	0	\$0	0	\$0	0	\$0
Carson Valley	13	\$11,693	6	\$12,534	3	\$20,121	3	\$12,471	2	\$18,165
Churchill	3	\$15,463	7	\$8,113	4	\$12,035	5	\$10,192	13	\$14,137
Desert View	0	\$0	0	\$0	0	\$0	1	\$15,232	0	\$0
Grover C. Dils	0	\$0	0	\$0	0	\$0	0	\$0	0	\$0
Humboldt	1	\$9,432	0	\$0	3	\$8,049	0	\$0	2	\$13,240
Incline Village	0	\$0	0	\$0	0	\$0	0	\$0	0	\$0
Mesa View	0	\$0	0	\$0	0	\$0	0	\$0	0	\$0
Mount Grant	0	\$0	0	\$0	0	\$0	0	\$0	0	\$0
Northeastern	0	\$0	0	\$0	2	\$10,914	1	\$12,071	1	\$7,822
Nye	0	\$0	0	\$0	0	\$0	0	\$0	0	\$0
Pershing	0	\$0	0	\$0	0	\$0	0	\$0	0	\$0
South Lyon	0	\$0	0	\$0	0	\$0	0	\$0	0	\$0
William Bee Ririe	0	\$0	0	\$0	0	\$0	0	\$0	0	\$0
Total	17	\$12,226	13	\$10,154	12	\$12,873	10	\$11,568	18	\$14,134
All Counties	1,026	\$21,091	1,106	\$23,375	1,030	\$27,094	1,198	\$27,072	1,834	\$29,495

Level I Arthroscopy (00037)

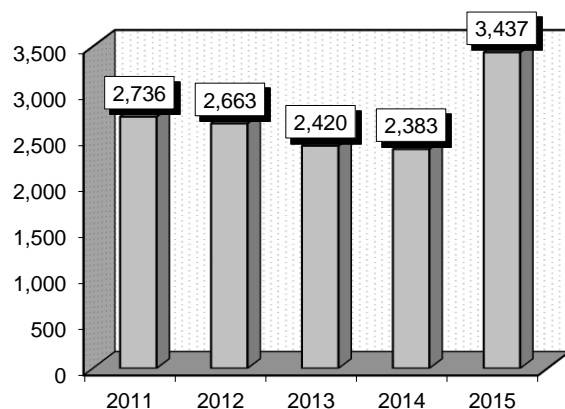
Diagnoses: that frequently accompanied Level I Arthroscopy were: 1) Chondromalacia of patella (7177), 2) Tear of medial cartilage or meniscus of knee, current (8360), 3) Synovitis and tenosynovitis, unspecified (72700), 4) Chondromalacia (73392), 5) Carpal tunnel syndrome (3540), 6) Osteoarthritis, localized, not specified whether primary or secondary, lower leg (71536), 7) Derangement of lateral meniscus, unspecified (71740), 8) Disorders of bursae and tendons in shoulder region, unspecified (72610).

Definitions: **Arthroscopy:** A surgical technique in which a tube-like instrument is inserted into a joint to inspect, diagnose, and repair tissues. **Synovitis:** Inflammation of a synovial membrane, especially that of a joint; in general, when unqualified, the same as arthritis. **Tenosynovitis:** Inflammation of a tendon and its enveloping sheath.

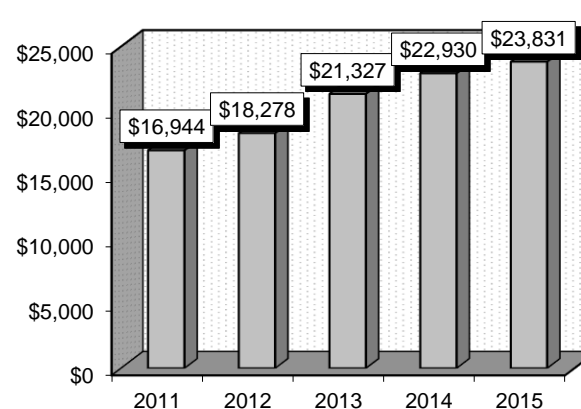
Chondromalacia: Abnormal softening or degeneration of cartilage of the joints, especially of the knee. **Patella:** A flat triangular bone located in the combined tendon of the extensors of the leg and covering the front surface of the knee joint. Also called kneecap. **Meniscus:** A disk of cartilage that acts as a cushion between the ends of bones in a joint. **Osteoarthritis:** A condition of chronic arthritis, usually mechanical, without inflammation.

	2011		2012		2013		2014		2015	
Gender	Cases	Avg Bill	Cases	Avg Bill	Cases	Avg Bill	Cases	Avg Bill	Cases	Avg Bill
Male	1,324	\$16,556	1,265	\$18,110	1,131	\$20,802	1,103	\$23,173	1,612	\$23,784
Female	1,412	\$17,307	1,398	\$18,430	1,289	\$21,787	1,280	\$22,719	1,825	\$23,872
Age Group	Cases	Avg Bill	Cases	Avg Bill	Cases	Avg Bill	Cases	Avg Bill	Cases	Avg Bill
0-17	82	\$17,218	58	\$19,749	66	\$20,747	81	\$23,958	102	\$23,501
18-35	352	\$17,773	306	\$18,852	297	\$21,882	280	\$23,824	387	\$23,862
36-49	681	\$17,555	655	\$18,405	564	\$22,047	546	\$23,406	755	\$24,580
50-64	1,021	\$16,573	1,049	\$18,067	909	\$21,426	935	\$22,847	1,411	\$23,620
65+	600	\$16,357	595	\$18,072	584	\$20,259	541	\$21,974	782	\$23,516
Total	2,736	\$16,944	2,663	\$18,278	2,420	\$21,327	2,383	\$22,930	3,437	\$23,831

Patient Discharges



Average Billed Charges



County / Hospital	2011		2012		2013		2014		2015	
	Cases	Avg Bill	Cases	Avg Bill	Cases	Avg Bill	Cases	Avg Bill	Cases	Avg Bill
Clark										
Centennial Hills	179	\$20,370	242	\$23,203	238	\$27,997	252	\$29,640	381	\$32,895
Desert Springs	187	\$26,030	218	\$30,874	145	\$38,457	137	\$39,352	147	\$39,098
Mountain View	0	\$0	0	\$0	0	\$0	0	\$0	122	\$18,414
North Vista	0	\$0	0	\$0	0	\$0	0	\$0	0	\$0
Southern Hills	0	\$0	0	\$0	0	\$0	0	\$0	495	\$16,805
Spring Valley	231	\$21,986	229	\$22,947	149	\$26,524	150	\$28,788	195	\$30,514
St. Rose-Rose de Lima	196	\$23,511	134	\$27,265	145	\$29,854	150	\$32,119	107	\$32,364
St. Rose-San Martin	128	\$13,531	129	\$17,322	102	\$20,283	106	\$23,974	114	\$25,598
St. Rose-Siena	382	\$19,131	411	\$20,462	459	\$22,829	301	\$24,536	278	\$29,073
Summerlin	86	\$20,901	50	\$24,810	50	\$26,962	72	\$29,163	75	\$31,176
Sunrise	0	\$0	0	\$0	0	\$0	0	\$0	117	\$23,678
UMC	13	\$11,351	11	\$11,964	55	\$14,613	16	\$12,935	18	\$18,705
Valley	149	\$24,892	113	\$25,702	160	\$27,486	264	\$29,163	313	\$35,968
Total	1,551	\$21,209	1,537	\$23,536	1,503	\$26,359	1,448	\$28,956	2,362	\$27,926
Washoe										
Carson Tahoe	0	\$0	1	\$34,230	0	\$0	1	\$10,619	99	\$17,156
Northern Nevada	227	\$16,800	146	\$16,667	156	\$19,222	132	\$19,936	147	\$22,760
Renown Regional	186	\$7,646	174	\$7,893	174	\$9,469	137	\$11,002	77	\$10,597
Renown S. Meadows	329	\$8,760	237	\$8,960	180	\$9,496	244	\$10,497	328	\$10,923
Saint Mary's	57	\$19,534	55	\$18,176	43	\$18,640	0	\$0	0	\$0
Sierra Surgery	92	\$8,887	195	\$8,923	0	\$0	0	\$0	0	\$0
Total	891	\$11,278	808	\$10,772	553	\$12,942	514	\$13,056	651	\$14,505
Rural										
Battle Mountain	0	\$0	0	\$0	0	\$0	0	\$0	0	\$0
Boulder City	0	\$0	0	\$0	0	\$0	0	\$0	0	\$0
Carson Valley	160	\$11,130	130	\$12,824	116	\$11,683	223	\$11,982	210	\$12,388
Churchill	21	\$13,886	41	\$12,693	102	\$13,675	74	\$14,361	69	\$15,385
Desert View	5	\$7,853	29	\$9,239	59	\$11,488	49	\$17,507	53	\$25,058
Grover C. Dils	0	\$0	0	\$0	0	\$0	0	\$0	0	\$0
Humboldt	14	\$11,516	15	\$8,850	12	\$10,167	9	\$11,161	26	\$13,505
Incline Village	45	\$12,658	39	\$10,851	50	\$19,450	51	\$20,862	17	\$21,215
Mesa View	0	\$0	0	\$0	0	\$0	0	\$0	0	\$0
Mount Grant	0	\$0	0	\$0	0	\$0	0	\$0	0	\$0
Northeastern	49	\$11,665	64	\$12,264	25	\$12,546	11	\$13,874	36	\$16,110
Nye	0	\$0	0	\$0	0	\$0	0	\$0	0	\$0
Pershing	0	\$0	0	\$0	0	\$0	0	\$0	0	\$0
South Lyon	0	\$0	0	\$0	0	\$0	0	\$0	0	\$0
William Bee Ririe	0	\$0	0	\$0	0	\$0	4	\$23,059	13	\$16,743
Total	294	\$11,613	318	\$11,938	364	\$13,286	421	\$14,256	424	\$15,332
All Counties	2,736	\$16,944	2,663	\$18,278	2,420	\$21,327	2,383	\$22,930	3,437	\$23,831

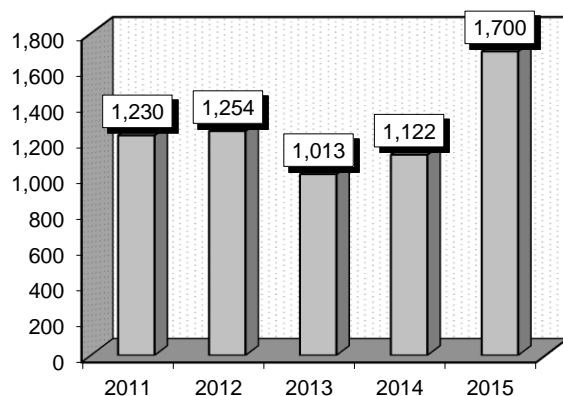
Level II Arthroscopy (00038)

Diagnoses: that frequently accompanied Level II Arthroscopy were: 1) Disorders of bursae and tendons in shoulder region, unspecified (72610), 2) Superior glenoid labrum lesion (8407), 3) Rotator cuff (capsule) sprain (8404), 4) Sprain of cruciate ligament of knee (8442), 5) Synovitis and tenosynovitis, unspecified (72700), 6) Complete rupture of rotator cuff (72761), 7) Tear of medial cartilage or meniscus of knee, current (8360), 8) Tear of lateral cartilage or meniscus of knee, current (8361), 9) Chondromalacia (73392).

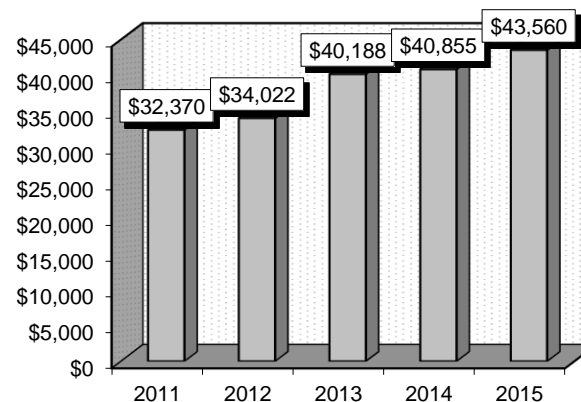
Definitions: **Arthroscopy:** A surgical technique in which a tube-like instrument is inserted into a joint to inspect, diagnose, and repair tissues. **Bursae:** A small fluid-filled sac or saclike cavity situated in places in tissues where friction would otherwise occur. **Glenoid labrum:** A ring of fibrocartilage that runs around the cavity of the scapula (wingbone) in which the head of the humerus (the bone in the upper arm) fits. **Synovitis:** Inflammation of a synovial membrane, especially that of a joint; in general, when unqualified, the same as arthritis. **Tenosynovitis:** Inflammation of a tendon and its enveloping sheath. **Chondromalacia:** Abnormal softening or degeneration of cartilage of the joints, especially of the knee.

	2011		2012		2013		2014		2015	
Gender	Cases	Avg Bill	Cases	Avg Bill	Cases	Avg Bill	Cases	Avg Bill	Cases	Avg Bill
Male	682	\$32,325	676	\$33,960	589	\$39,741	630	\$41,052	978	\$43,881
Female	548	\$32,425	578	\$34,095	424	\$40,809	492	\$40,604	722	\$43,124
Age Group	Cases	Avg Bill	Cases	Avg Bill	Cases	Avg Bill	Cases	Avg Bill	Cases	Avg Bill
0-17	67	\$33,209	75	\$34,882	66	\$39,906	65	\$43,978	139	\$43,866
18-35	243	\$31,918	244	\$33,724	203	\$38,916	252	\$41,438	360	\$47,679
36-49	286	\$31,028	295	\$32,442	222	\$40,419	257	\$42,557	376	\$43,506
50-64	330	\$31,059	361	\$33,368	321	\$40,484	319	\$38,037	522	\$41,424
65+	304	\$35,231	279	\$36,571	201	\$40,838	229	\$41,342	303	\$42,271
Total	1,230	\$32,370	1,254	\$34,022	1,013	\$40,188	1,122	\$40,855	1,700	\$43,560

Patient Discharges



Average Billed Charges



County / Hospital	2011		2012		2013		2014		2015	
	Cases	Avg Bill	Cases	Avg Bill	Cases	Avg Bill	Cases	Avg Bill	Cases	Avg Bill
Clark										
Centennial Hills	93	\$34,572	113	\$35,254	74	\$44,217	99	\$47,974	146	\$50,789
Desert Springs	86	\$39,348	106	\$41,710	67	\$48,109	50	\$55,692	43	\$53,485
Mountain View	0	\$0	0	\$0	0	\$0	0	\$0	51	\$55,330
North Vista	0	\$0	0	\$0	0	\$0	0	\$0	0	\$0
Southern Hills	0	\$0	0	\$0	0	\$0	0	\$0	274	\$38,378
Spring Valley	92	\$34,181	74	\$36,154	31	\$40,513	50	\$42,319	51	\$46,524
St. Rose-Rose de Lima	81	\$48,156	64	\$50,086	54	\$55,477	66	\$59,733	78	\$64,284
St. Rose-San Martin	40	\$37,125	49	\$38,914	58	\$45,793	35	\$51,501	53	\$55,028
St. Rose-Siena	263	\$40,338	243	\$44,946	257	\$48,258	198	\$52,448	170	\$55,269
Summerlin	34	\$35,790	31	\$38,856	28	\$46,619	61	\$49,493	67	\$49,937
Sunrise	0	\$0	0	\$0	0	\$0	0	\$0	76	\$51,533
UMC	0	\$0	1	\$24,517	14	\$31,896	2	\$37,586	2	\$43,679
Valley	29	\$45,636	34	\$45,138	55	\$48,059	89	\$46,537	134	\$57,445
Total	718	\$39,385	715	\$41,788	638	\$47,336	650	\$50,793	1,145	\$50,479
Washoe										
Carson Tahoe	0	\$0	0	\$0	0	\$0	0	\$0	48	\$32,233
Northern Nevada	95	\$31,796	99	\$29,219	70	\$36,821	75	\$36,917	100	\$40,617
Renown Regional	57	\$18,966	59	\$23,117	42	\$24,972	27	\$24,644	10	\$28,243
Renown S. Meadows	202	\$15,531	190	\$18,039	136	\$22,725	210	\$23,395	214	\$24,131
Saint Mary's	12	\$35,611	14	\$33,919	17	\$33,752	0	\$0	0	\$0
Sierra Surgery	34	\$23,479	70	\$23,146	0	\$0	0	\$0	0	\$0
Total	400	\$21,161	432	\$22,637	265	\$27,512	312	\$26,753	372	\$29,719
Rural										
Battle Mountain	0	\$0	0	\$0	0	\$0	0	\$0	0	\$0
Boulder City	0	\$0	0	\$0	0	\$0	0	\$0	0	\$0
Carson Valley	61	\$29,535	51	\$30,048	74	\$30,239	132	\$27,232	120	\$26,419
Churchill	6	\$29,788	2	\$31,462	14	\$29,271	15	\$32,603	17	\$27,464
Desert View	1	\$8,741	6	\$19,695	5	\$20,080	0	\$0	0	\$0
Grover C. Dils	0	\$0	0	\$0	0	\$0	0	\$0	0	\$0
Humboldt	6	\$24,484	2	\$28,797	2	\$23,920	1	\$24,138	3	\$30,863
Incline Village	32	\$25,128	30	\$27,852	8	\$28,037	5	\$28,107	16	\$33,288
Mesa View	0	\$0	0	\$0	0	\$0	0	\$0	0	\$0
Mount Grant	0	\$0	0	\$0	0	\$0	0	\$0	0	\$0
Northeastern	6	\$21,972	16	\$25,000	7	\$28,472	5	\$26,241	27	\$34,645
Nye	0	\$0	0	\$0	0	\$0	0	\$0	0	\$0
Pershing	0	\$0	0	\$0	0	\$0	0	\$0	0	\$0
South Lyon	0	\$0	0	\$0	0	\$0	0	\$0	0	\$0
William Bee Ririe	0	\$0	0	\$0	0	\$0	2	\$48,626	0	\$0
Total	112	\$27,428	107	\$28,100	110	\$29,266	160	\$27,980	183	\$28,403
All Counties	1,230	\$32,370	1,254	\$34,022	1,013	\$40,188	1,122	\$40,855	1,700	\$43,560

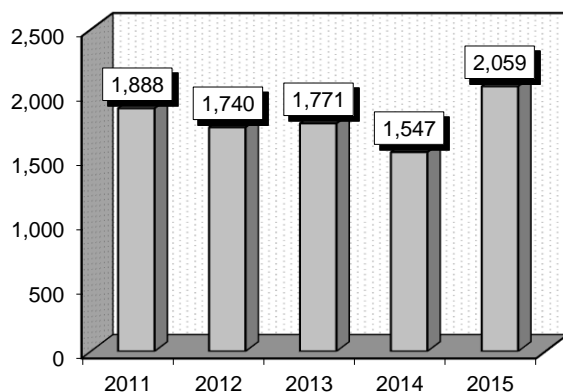
Needle And Catheter Biopsy, Aspiration, Lavage And Intubation (00061)

Diagnoses: that frequently accompanied Needle And Catheter Biopsy, Aspiration, Lavage And Intubation were: 1) Other ascites (78959), 2) Cirrhosis of liver without mention of alcohol (5715), 3) Malignant neoplasm of upper lobe, bronchus or lung (1623), 4) Tobacco use disorder (3051), 5) Swelling, mass, or lump in chest (7866), 6) Benign neoplasm of breast (217), 7) Malignant neoplasm of bronchus and lung, unspecified (1629), 8) Iatrogenic pneumothorax (5121), 9) Lump or mass in breast (61172).

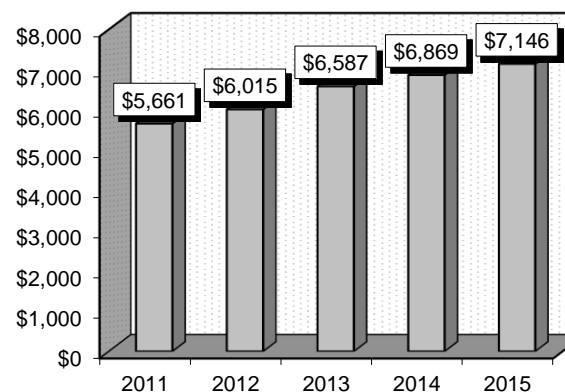
Definitions: **Biopsy:** An examination of tissue removed from a living body to discover the presence, cause, or extent of a disease. **Aspiration:** Removal by suction, as the removal of fluid or gas from a body cavity or the procurement of biopsy specimens. **Ascites:** The accumulation of fluid in the peritoneal cavity, causing abdominal swelling. **Cirrhosis:** A chronic degenerative disease in which normal liver cells are damaged and are then replaced by scar tissue. **Neoplasm:** An abnormal tissue that grows by cellular proliferation more rapidly than normal and continues to grow after the stimuli that initiated the new growth cease. Neoplasms show partial or complete lack of structural organization and functional coordination with the normal tissue, and usually form a distinct mass of tissue that may be either benign (benign tumor) or malignant (cancer). **Iatrogenic pneumothorax:** Pneumothorax caused by a medical procedure, most often central venous catheter insertion, thoracentesis, or transbronchial and transthoracic lung biopsy. **Pneumothorax:** The presence of air or gas in the cavity between the lungs and the chest wall, causing collapse of the lung.

	2011		2012		2013		2014		2015	
Gender	Cases	Avg Bill	Cases	Avg Bill	Cases	Avg Bill	Cases	Avg Bill	Cases	Avg Bill
Male	845	\$5,697	783	\$6,154	869	\$6,314	873	\$6,416	1,145	\$6,574
Female	1,043	\$5,632	957	\$5,901	902	\$6,850	674	\$7,455	914	\$7,863
Age Group	Cases	Avg Bill	Cases	Avg Bill	Cases	Avg Bill	Cases	Avg Bill	Cases	Avg Bill
0-17	11	\$7,376	8	\$14,172	8	\$13,074	11	\$13,562	11	\$13,470
18-35	92	\$5,776	75	\$5,004	55	\$4,815	29	\$9,662	26	\$8,167
36-49	270	\$5,362	194	\$5,206	276	\$6,031	103	\$6,363	170	\$6,331
50-64	689	\$5,157	632	\$5,418	569	\$5,419	546	\$5,125	703	\$5,802
65+	826	\$6,144	831	\$6,670	863	\$7,587	858	\$7,859	1,149	\$8,006
Total	1,888	\$5,661	1,740	\$6,015	1,771	\$6,587	1,547	\$6,869	2,059	\$7,146

Patient Discharges



Average Billed Charges



County / Hospital	2011		2012		2013		2014		2015	
	Cases	Avg Bill	Cases	Avg Bill	Cases	Avg Bill	Cases	Avg Bill	Cases	Avg Bill
Clark										
Centennial Hills	45	\$5,941	53	\$8,850	80	\$7,718	62	\$9,339	133	\$9,250
Desert Springs	133	\$8,763	169	\$9,936	159	\$9,545	133	\$9,683	147	\$9,295
Mountain View	0	\$0	0	\$0	0	\$0	0	\$0	200	\$7,646
North Vista	11	\$7,742	49	\$4,900	34	\$3,669	35	\$2,972	28	\$2,381
Southern Hills	0	\$0	0	\$0	0	\$0	0	\$0	89	\$10,749
Spring Valley	74	\$7,605	41	\$9,006	83	\$9,358	150	\$9,366	120	\$10,278
St. Rose-Rose de Lima	62	\$5,341	47	\$7,204	100	\$8,210	146	\$5,982	119	\$5,796
St. Rose-San Martin	132	\$5,785	75	\$5,152	61	\$7,202	35	\$6,745	30	\$11,683
St. Rose-Siena	121	\$7,272	117	\$7,033	130	\$9,503	94	\$8,698	93	\$9,472
Summerlin	160	\$6,825	163	\$8,671	224	\$7,984	139	\$10,422	154	\$11,973
Sunrise	0	\$0	0	\$0	0	\$0	0	\$0	31	\$12,888
UMC	37	\$6,200	35	\$4,590	46	\$5,258	15	\$6,494	15	\$7,959
Valley	57	\$7,682	35	\$10,862	51	\$8,013	62	\$8,466	57	\$11,123
Total	832	\$6,989	784	\$7,984	968	\$8,235	871	\$8,466	1,216	\$9,293
Washoe										
Carson Tahoe	209	\$4,322	195	\$3,943	262	\$4,142	240	\$4,825	337	\$3,999
Northern Nevada	23	\$3,491	27	\$3,674	21	\$3,649	19	\$6,784	26	\$7,761
Renown Regional	13	\$7,043	6	\$8,886	5	\$7,800	6	\$9,430	1	\$7,167
Renown S. Meadows	2	\$8,504	1	\$10,843	2	\$5,979	1	\$9,089	0	\$0
Saint Mary's	595	\$4,974	535	\$4,776	412	\$4,953	335	\$4,785	425	\$3,958
Sierra Surgery	96	\$3,423	96	\$3,244	7	\$5,345	18	\$3,389	2	\$4,113
Total	938	\$4,670	860	\$4,417	709	\$4,642	619	\$4,873	791	\$4,105
Rural										
Battle Mountain	0	\$0	0	\$0	0	\$0	0	\$0	0	\$0
Boulder City	0	\$0	0	\$0	0	\$0	0	\$0	0	\$0
Carson Valley	92	\$4,418	74	\$4,790	45	\$5,632	13	\$6,579	5	\$3,470
Churchill	8	\$4,329	0	\$0	0	\$0	8	\$4,271	14	\$3,198
Desert View	0	\$0	0	\$0	1	\$20,064	0	\$0	0	\$0
Grover C. Dils	0	\$0	0	\$0	0	\$0	0	\$0	0	\$0
Humboldt	1	\$2,817	5	\$4,068	6	\$4,871	5	\$5,062	7	\$3,905
Incline Village	0	\$0	0	\$0	0	\$0	0	\$0	0	\$0
Mesa View	0	\$0	0	\$0	0	\$0	0	\$0	0	\$0
Mount Grant	3	\$1,761	3	\$1,282	4	\$1,828	4	\$1,461	5	\$2,034
Northeastern	12	\$3,423	9	\$2,438	15	\$3,435	25	\$3,334	17	\$3,383
Nye	0	\$0	2	\$1,585	0	\$0	0	\$0	0	\$0
Pershing	0	\$0	0	\$0	0	\$0	0	\$0	0	\$0
South Lyon	0	\$0	0	\$0	0	\$0	0	\$0	0	\$0
William Bee Ririe	2	\$1,583	3	\$1,326	23	\$1,819	2	\$863	4	\$2,202
Total	118	\$4,181	96	\$4,247	94	\$4,291	57	\$4,139	52	\$3,191
All Counties	1,888	\$5,661	1,740	\$6,015	1,771	\$6,587	1,547	\$6,869	2,059	\$7,146

Diagnostic Upper GI Endoscopy Or Intubation (00134)

Diagnoses: that frequently accompanied Diagnostic Upper GI Endoscopy Or Intubation were: 1) Esophageal reflux (53081), 2) Internal hemorrhoids without mention of complication (4550), 3) Diverticulosis of colon (without mention of hemorrhage) (56210), 4) Atrophic gastritis, without mention of hemorrhage (53510), 5) Dyspepsia and other specified disorders of function of stomach (5368), 6) Dysphagia, unspecified (78720), 7) Esophagitis, unspecified (53010), 8) Helicobacter pylori [H. pylori] (04186), 9) Duodenitis, without mention of hemorrhage (53560), 10) Benign neoplasm of stomach (2111).

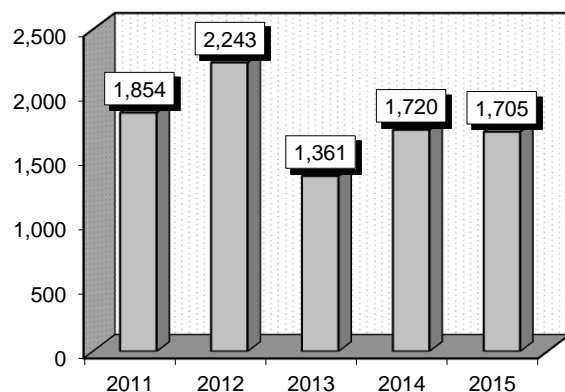
Definitions: Endoscopy: Visual examination of interior structures of the body with an endoscope. **Intubation:** Insertion of a tubular device into a canal, hollow organ, or cavity.

Diverticulosis: The presence of diverticula in the absence of inflammation. **Diverticula:** Abnormal pouch or sac opening from a hollow organ (as the colon or bladder).

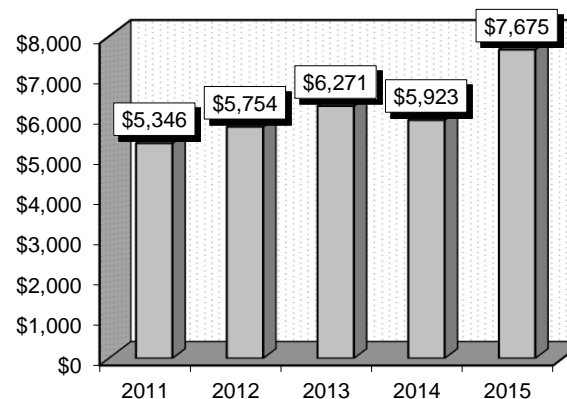
Dyspepsia: (AKA indigestion) A condition characterized by upper abdominal symptoms that may include pain or discomfort, bloating, feeling of fullness with very little intake of food, feeling of unusual fullness following meals, nausea, loss of appetite, heartburn, regurgitation of food or acid, and belching. **Dysphagia:** Difficulty in swallowing. **Esophagitis:** Inflammation of the esophagus. **Duodenitis:** Inflammation occurring in the duodenum, the beginning of the small intestine. **Duodenum:** First part of the small intestine.

	2011		2012		2013		2014		2015	
Gender	Cases	Avg Bill	Cases	Avg Bill	Cases	Avg Bill	Cases	Avg Bill	Cases	Avg Bill
Male	857	\$5,346	939	\$5,582	583	\$6,751	710	\$6,100	696	\$7,831
Female	997	\$5,346	1,304	\$5,878	778	\$5,912	1,010	\$5,799	1,009	\$7,567
Age Group	Cases	Avg Bill	Cases	Avg Bill	Cases	Avg Bill	Cases	Avg Bill	Cases	Avg Bill
0-17	99	\$6,470	91	\$6,581	74	\$6,575	110	\$6,840	106	\$9,198
18-35	190	\$5,145	206	\$5,659	136	\$5,078	136	\$5,847	138	\$6,812
36-49	376	\$5,400	399	\$5,663	246	\$5,893	282	\$5,736	300	\$7,112
50-64	693	\$5,534	855	\$5,921	472	\$6,176	656	\$5,899	615	\$7,844
65+	496	\$4,896	692	\$5,520	433	\$6,913	536	\$5,883	546	\$7,715
Total	1,854	\$5,346	2,243	\$5,754	1,361	\$6,271	1,720	\$5,923	1,705	\$7,675

Patient Discharges



Average Billed Charges



County / Hospital	2011		2012		2013		2014		2015	
	Cases	Avg Bill	Cases	Avg Bill	Cases	Avg Bill	Cases	Avg Bill	Cases	Avg Bill
Clark										
Centennial Hills	6	\$6,097	5	\$11,063	1	\$7,314	4	\$15,309	4	\$11,243
Desert Springs	19	\$8,892	8	\$11,861	12	\$19,675	7	\$14,359	4	\$15,044
Mountain View	0	\$0	0	\$0	0	\$0	0	\$0	4	\$15,277
North Vista	0	\$0	0	\$0	0	\$0	0	\$0	0	\$0
Southern Hills	0	\$0	0	\$0	0	\$0	0	\$0	0	\$0
Spring Valley	2	\$17,254	7	\$11,723	6	\$9,324	6	\$11,463	5	\$19,364
St. Rose-Rose de Lima	8	\$4,444	45	\$8,834	35	\$8,017	8	\$1,782	3	\$6,218
St. Rose-San Martin	6	\$8,772	9	\$6,812	5	\$11,870	16	\$8,834	12	\$16,504
St. Rose-Siena	17	\$6,904	16	\$7,995	11	\$9,397	36	\$4,791	12	\$7,780
Summerlin	8	\$9,981	5	\$15,432	13	\$11,766	10	\$10,548	8	\$9,289
Sunrise	0	\$0	0	\$0	0	\$0	0	\$0	3	\$12,592
UMC	1,411	\$5,615	1,585	\$5,907	761	\$6,591	1,027	\$5,829	976	\$7,955
Valley	1	\$132	4	\$3,659	5	\$6,936	1	\$6,955	0	\$0
Total	1,478	\$5,716	1,684	\$6,101	849	\$7,003	1,115	\$5,971	1,031	\$8,196
Washoe										
Carson Tahoe	3	\$8,689	3	\$8,266	2	\$5,833	3	\$6,320	2	\$4,847
Northern Nevada	4	\$8,139	89	\$8,856	89	\$9,752	130	\$10,526	169	\$11,505
Renown Regional	64	\$5,325	64	\$5,865	65	\$5,809	68	\$6,754	52	\$9,774
Renown S. Meadows	7	\$6,227	2	\$4,586	2	\$7,927	2	\$9,073	1	\$9,036
Saint Mary's	8	\$13,396	10	\$11,985	6	\$13,358	3	\$4,356	3	\$7,408
Sierra Surgery	1	\$7,139	0	\$0	0	\$0	0	\$0	0	\$0
Total	87	\$6,406	168	\$7,841	164	\$8,251	206	\$9,116	227	\$10,985
Rural										
Battle Mountain	0	\$0	0	\$0	0	\$0	0	\$0	0	\$0
Boulder City	0	\$0	0	\$0	0	\$0	0	\$0	0	\$0
Carson Valley	69	\$3,918	55	\$4,232	48	\$5,194	45	\$4,960	30	\$5,653
Churchill	24	\$4,142	165	\$3,924	160	\$3,603	194	\$3,919	210	\$3,944
Desert View	45	\$4,887	19	\$4,899	9	\$10,499	14	\$15,589	36	\$14,551
Grover C. Dils	0	\$0	0	\$0	0	\$0	0	\$0	0	\$0
Humboldt	80	\$2,271	67	\$2,342	72	\$2,399	76	\$3,484	79	\$4,015
Incline Village	0	\$0	0	\$0	0	\$0	0	\$0	0	\$0
Mesa View	0	\$0	0	\$0	0	\$0	0	\$0	0	\$0
Mount Grant	1	\$3,596	0	\$0	0	\$0	8	\$2,665	0	\$0
Northeastern	70	\$1,879	85	\$2,176	59	\$2,422	61	\$2,573	91	\$3,262
Nye	0	\$0	0	\$0	0	\$0	0	\$0	0	\$0
Pershing	0	\$0	0	\$0	0	\$0	0	\$0	0	\$0
South Lyon	0	\$0	0	\$0	0	\$0	0	\$0	0	\$0
William Bee Ririe	0	\$0	0	\$0	0	\$0	1	\$8,063	1	\$6,292
Total	289	\$3,136	391	\$3,364	348	\$3,552	399	\$4,142	447	\$4,792
All Counties	1,854	\$5,346	2,243	\$5,754	1,361	\$6,271	1,720	\$5,923	1,705	\$7,675

Diagnostic Lower Gastrointestinal Endoscopy (00136)

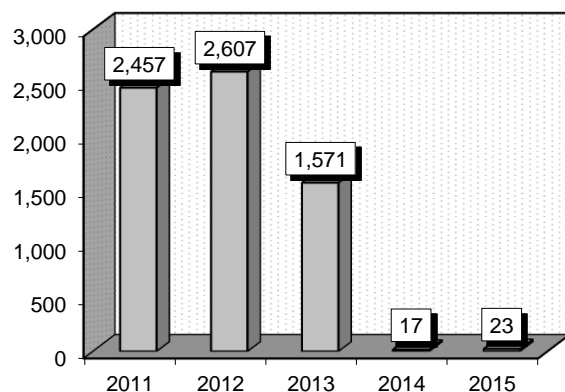
Diagnoses: that frequently accompanied Diagnostic Lower Gastrointestinal Endoscopy were: 1) Internal hemorrhoids without mention of complication (4550), 2) Diverticulosis of colon (without mention of hemorrhage) (56210), 3) Benign neoplasm of colon (2113), 4) Personal history of colonic polyps (V1272), 5) Benign neoplasm of rectum and anal canal (2114), 6) Blood in stool (5781), 7) Pure hypercholesterolemia (2720).

Definitions: Endoscopy: Visual examination of interior structures of the body with an endoscope. **Diverticulosis:** The presence of diverticula in the absence of inflammation.

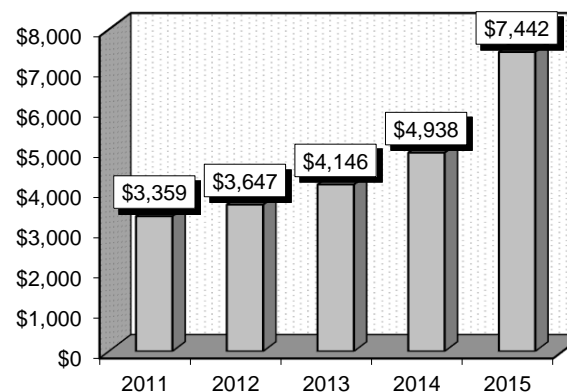
Polyps: A small growth, typically benign and with a stalk, protruding from a mucous membrane. **Hypercholesterolemia:** An abnormally high concentration of cholesterol in the blood.

	2011		2012		2013		2014		2015	
Gender	Cases	Avg Bill	Cases	Avg Bill	Cases	Avg Bill	Cases	Avg Bill	Cases	Avg Bill
Male	1,207	\$3,394	1,249	\$3,637	744	\$4,213	11	\$5,470	11	\$6,122
Female	1,250	\$3,326	1,358	\$3,657	827	\$4,087	6	\$3,962	12	\$8,651
Age Group	Cases	Avg Bill	Cases	Avg Bill	Cases	Avg Bill	Cases	Avg Bill	Cases	Avg Bill
0-17	20	\$5,414	17	\$6,205	16	\$9,624	2	\$4,548	3	\$10,064
18-35	115	\$3,277	98	\$4,069	87	\$4,240	1	\$3,523	2	\$3,065
36-49	273	\$3,416	226	\$3,655	157	\$4,062	4	\$4,546	4	\$6,071
50-64	1,222	\$3,305	1,241	\$3,420	720	\$3,863	9	\$4,660	7	\$5,475
65+	827	\$3,382	1,025	\$3,838	591	\$4,351	1	\$11,210	7	\$10,319
Total	2,457	\$3,359	2,607	\$3,647	1,571	\$4,146	17	\$4,938	23	\$7,442

Patient Discharges



Average Billed Charges



County / Hospital	2011		2012		2013		2014		2015	
	Cases	Avg Bill	Cases	Avg Bill	Cases	Avg Bill	Cases	Avg Bill	Cases	Avg Bill
Clark										
Centennial Hills	5	\$5,457	3	\$5,919	2	\$7,884	0	\$0	0	\$0
Desert Springs	43	\$4,621	47	\$5,220	36	\$7,802	0	\$0	0	\$0
Mountain View	0	\$0	0	\$0	0	\$0	0	\$0	0	\$0
North Vista	0	\$0	0	\$0	0	\$0	0	\$0	0	\$0
Southern Hills	0	\$0	0	\$0	0	\$0	0	\$0	1	\$11,765
Spring Valley	10	\$3,943	13	\$8,576	12	\$10,683	0	\$0	0	\$0
St. Rose-Rose de Lima	37	\$4,276	49	\$4,891	44	\$5,512	0	\$0	0	\$0
St. Rose-San Martin	17	\$3,822	33	\$5,418	22	\$5,743	0	\$0	0	\$0
St. Rose-Siena	86	\$3,478	81	\$3,840	94	\$4,800	0	\$0	0	\$0
Summerlin	28	\$5,317	20	\$7,986	19	\$9,797	0	\$0	0	\$0
Sunrise	0	\$0	0	\$0	0	\$0	0	\$0	2	\$27,683
UMC	1,636	\$3,503	1,461	\$3,602	489	\$3,827	10	\$3,929	15	\$4,790
Valley	4	\$7,135	24	\$5,478	12	\$8,243	0	\$0	0	\$0
Total	1,866	\$3,588	1,731	\$3,846	730	\$4,659	10	\$3,929	18	\$7,721
Washoe										
Carson Tahoe	0	\$0	0	\$0	0	\$0	0	\$0	0	\$0
Northern Nevada	4	\$7,151	35	\$8,838	71	\$9,305	3	\$9,825	2	\$10,228
Renown Regional	18	\$5,336	18	\$5,024	23	\$5,998	0	\$0	0	\$0
Renown S. Meadows	1	\$5,293	0	\$0	0	\$0	0	\$0	0	\$0
Saint Mary's	0	\$0	0	\$0	0	\$0	0	\$0	0	\$0
Sierra Surgery	0	\$0	0	\$0	0	\$0	0	\$0	0	\$0
Total	23	\$5,650	53	\$7,543	94	\$8,496	3	\$9,825	2	\$10,228
Rural										
Battle Mountain	0	\$0	0	\$0	0	\$0	0	\$0	0	\$0
Boulder City	0	\$0	0	\$0	0	\$0	0	\$0	0	\$0
Carson Valley	95	\$3,504	82	\$3,910	117	\$4,145	1	\$4,247	0	\$0
Churchill	49	\$3,493	286	\$3,391	239	\$3,153	2	\$3,506	1	\$3,036
Desert View	24	\$3,374	51	\$4,241	14	\$9,869	0	\$0	0	\$0
Grover C. Dils	0	\$0	0	\$0	0	\$0	0	\$0	0	\$0
Humboldt	124	\$2,086	129	\$2,277	152	\$2,216	1	\$3,928	0	\$0
Incline Village	0	\$0	0	\$0	0	\$0	0	\$0	0	\$0
Mesa View	0	\$0	0	\$0	0	\$0	0	\$0	0	\$0
Mount Grant	0	\$0	1	\$6,068	0	\$0	0	\$0	0	\$0
Northeastern	276	\$2,115	274	\$2,354	223	\$2,661	0	\$0	1	\$3,687
Nye	0	\$0	0	\$0	0	\$0	0	\$0	0	\$0
Pershing	0	\$0	0	\$0	0	\$0	0	\$0	0	\$0
South Lyon	0	\$0	0	\$0	0	\$0	0	\$0	0	\$0
William Bee Ririe	0	\$0	0	\$0	2	\$3,732	0	\$0	1	\$5,001
Total	568	\$2,513	823	\$2,979	747	\$3,098	4	\$3,797	3	\$3,908
All Counties	2,457	\$3,359	2,607	\$3,647	1,571	\$4,146	17	\$4,938	23	\$7,442

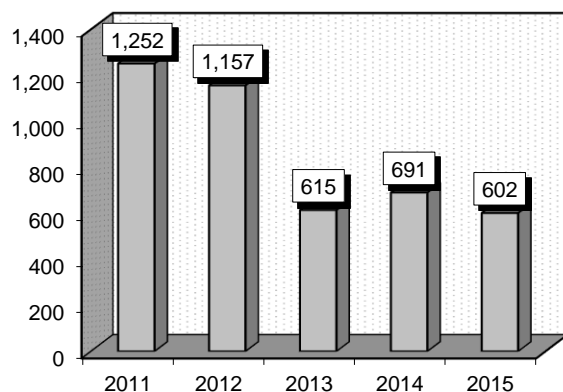
Therapeutic Colonoscopy (00137)

Diagnoses: that frequently accompanied Therapeutic Colonoscopy were: 1) Benign neoplasm of colon (2113), 2) Internal hemorrhoids without mention of complication (4550), 3) Diverticulosis of colon (without mention of hemorrhage) (56210), 4) Benign neoplasm of rectum and anal canal (2114), 5) Personal history of colonic polyps (V1272), 6) Family history of malignant neoplasm of gastrointestinal tract (V160), 7) External hemorrhoids without mention of complication (4553), 8) Diaphragmatic hernia without mention of obstruction or gangrene (5533), 9) Hemorrhage of rectum and anus (5693).

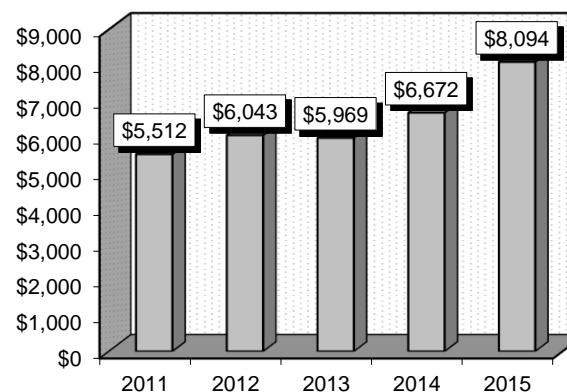
Definitions: Colonoscopy: A medical procedure where a long, flexible, tubular instrument called the colonoscope is used to view the entire inner lining of the colon (large intestine) and the rectum. **Neoplasm:** An abnormal tissue that grows by cellular proliferation more rapidly than normal and continues to grow after the stimuli that initiated the new growth cease. Neoplasms show partial or complete lack of structural organization and functional coordination with the normal tissue, and usually form a distinct mass of tissue that may be either benign (benign tumor) or malignant (cancer). **Diverticulosis:** The presence of diverticula in the absence of inflammation. **Polyps:** A small growth, typically benign and with a stalk, protruding from a mucous membrane. **Hemorrhage:** An escape of blood from the blood vessels, especially when excessive.

	2011		2012		2013		2014		2015	
Gender	Cases	Avg Bill	Cases	Avg Bill	Cases	Avg Bill	Cases	Avg Bill	Cases	Avg Bill
Male	790	\$5,446	685	\$6,086	342	\$5,554	387	\$6,646	358	\$7,803
Female	462	\$5,626	472	\$5,981	273	\$6,488	304	\$6,705	244	\$8,522
Age Group	Cases	Avg Bill	Cases	Avg Bill	Cases	Avg Bill	Cases	Avg Bill	Cases	Avg Bill
0-17	2	\$8,614	1	\$4,685	2	\$12,036	7	\$8,444	1	\$12,416
18-35	21	\$6,078	12	\$6,965	8	\$5,814	5	\$7,141	8	\$10,824
36-49	104	\$5,726	91	\$6,589	44	\$6,528	51	\$7,759	35	\$8,165
50-64	628	\$5,429	554	\$5,935	284	\$5,909	410	\$6,425	326	\$8,118
65+	497	\$5,536	499	\$6,045	277	\$5,903	218	\$6,814	232	\$7,937
Total	1,252	\$5,512	1,157	\$6,043	615	\$5,969	691	\$6,672	602	\$8,094

Patient Discharges



Average Billed Charges



County / Hospital	2011		2012		2013		2014		2015	
	Cases	Avg Bill	Cases	Avg Bill	Cases	Avg Bill	Cases	Avg Bill	Cases	Avg Bill
Clark										
Centennial Hills	0	\$0	0	\$0	0	\$0	0	\$0	0	\$0
Desert Springs	2	\$4,135	2	\$900	2	\$18,104	0	\$0	0	\$0
Mountain View	0	\$0	0	\$0	0	\$0	0	\$0	9	\$14,310
North Vista	0	\$0	1	\$28,540	0	\$0	0	\$0	0	\$0
Southern Hills	0	\$0	0	\$0	0	\$0	0	\$0	0	\$0
Spring Valley	0	\$0	0	\$0	0	\$0	0	\$0	1	\$27,045
St. Rose-Rose de Lima	0	\$0	0	\$0	0	\$0	1	\$539	0	\$0
St. Rose-San Martin	1	\$21,616	2	\$13,698	2	\$8,822	3	\$3,205	1	\$11,033
St. Rose-Siena	0	\$0	1	\$13,507	2	\$14,508	3	\$815	1	\$1,029
Summerlin	1	\$507	1	\$711	1	\$15,827	1	\$21,589	1	\$26,595
Sunrise	0	\$0	0	\$0	0	\$0	0	\$0	2	\$7,521
UMC	959	\$6,157	822	\$6,618	316	\$6,593	393	\$6,662	274	\$8,605
Valley	0	\$0	2	\$16,541	0	\$0	1	\$25,744	7	\$24,453
Total	963	\$6,163	831	\$6,672	323	\$6,756	402	\$6,662	296	\$9,252
Washoe										
Carson Tahoe	0	\$0	0	\$0	0	\$0	0	\$0	0	\$0
Northern Nevada	0	\$0	18	\$10,128	28	\$10,490	38	\$10,833	32	\$12,415
Renown Regional	16	\$5,857	21	\$5,313	19	\$7,027	21	\$7,909	17	\$8,487
Renown S. Meadows	0	\$0	0	\$0	0	\$0	0	\$0	1	\$4,851
Saint Mary's	1	\$21,049	1	\$24,926	0	\$0	0	\$0	0	\$0
Sierra Surgery	0	\$0	0	\$0	0	\$0	0	\$0	0	\$0
Total	17	\$6,750	40	\$7,970	47	\$9,090	59	\$9,792	50	\$10,928
Rural										
Battle Mountain	0	\$0	0	\$0	0	\$0	0	\$0	0	\$0
Boulder City	0	\$0	0	\$0	0	\$0	0	\$0	0	\$0
Carson Valley	43	\$5,144	35	\$6,022	44	\$5,988	42	\$6,476	32	\$7,626
Churchill	27	\$4,326	98	\$4,101	72	\$4,594	49	\$4,649	74	\$4,536
Desert View	7	\$3,530	29	\$5,697	5	\$14,261	35	\$12,976	40	\$12,863
Grover C. Dils	0	\$0	0	\$0	0	\$0	0	\$0	0	\$0
Humboldt	58	\$2,685	46	\$2,399	55	\$2,509	53	\$3,534	36	\$4,184
Incline Village	0	\$0	0	\$0	0	\$0	0	\$0	0	\$0
Mesa View	0	\$0	0	\$0	0	\$0	0	\$0	0	\$0
Mount Grant	0	\$0	0	\$0	0	\$0	1	\$10,987	1	\$4,150
Northeastern	137	\$2,430	78	\$3,084	69	\$3,738	48	\$3,947	73	\$4,642
Nye	0	\$0	0	\$0	0	\$0	0	\$0	0	\$0
Pershing	0	\$0	0	\$0	0	\$0	0	\$0	0	\$0
South Lyon	0	\$0	0	\$0	0	\$0	0	\$0	0	\$0
William Bee Ririe	0	\$0	0	\$0	0	\$0	2	\$6,357	0	\$0
Total	272	\$3,130	286	\$3,947	245	\$4,332	230	\$5,889	256	\$6,202
All Counties	1,252	\$5,512	1,157	\$6,043	615	\$5,969	691	\$6,672	602	\$8,094

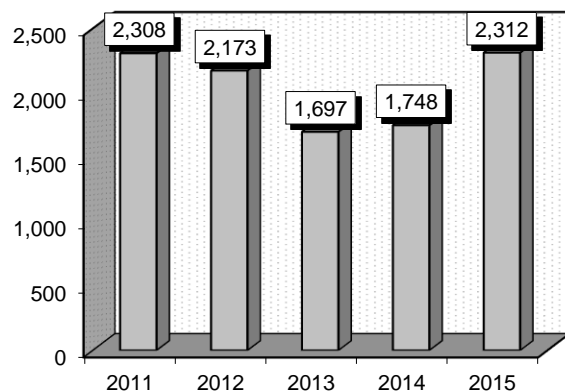
Level I Hernia Repair (00139)

Diagnoses: that frequently accompanied Level I Hernia Repair were: 1) Inguinal hernia, without mention of obstruction or gangrene, unilateral or unspecified (not specified as recurrent) (55090), 2) Umbilical hernia without mention of obstruction or gangrene (5531), 3) Umbilical hernia with obstruction (5521), 4) Hydrocele, unspecified (6039), 5) Pure hypercholesterolemia (2720), 6) Obesity, unspecified (27800), 7) Coronary atherosclerosis of native coronary artery (41401), 8) Long-term (current) use of other medications (V5869).

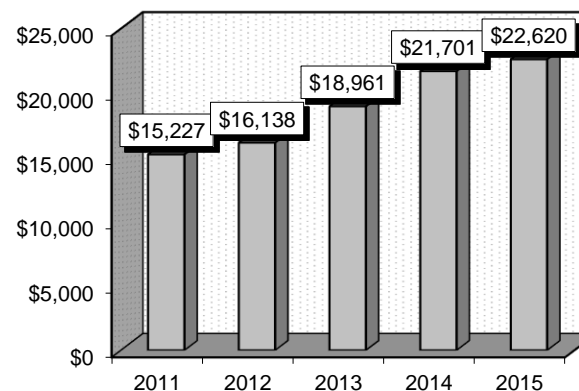
Definitions: **LEVEL:** Type of evidence used in the selection of certain courses of treatment. I - Randomized controlled trials, II - case-control studies, III - opinions of expert panels. **Inguinal hernia:** Hernia in which a loop of intestine enters the inguinal canal; the most common type of hernia in males. **Inguinal canal:** In males it is the passage through which the testes descend into the scrotum and it contains the spermatic cord; in females it transmits the round ligament of the uterus. **Hydrocele:** Accumulation of serous fluid in a body sac. **Serous fluid:** Bodily fluids that are typically pale yellow and transparent, and of a benign nature, that fill the inside of body cavities.

	2011		2012		2013		2014		2015	
Gender	Cases	Avg Bill	Cases	Avg Bill	Cases	Avg Bill	Cases	Avg Bill	Cases	Avg Bill
Male	1,939	\$15,494	1,845	\$16,424	1,398	\$19,338	1,461	\$22,047	1,960	\$23,142
Female	369	\$13,821	328	\$14,530	299	\$17,198	287	\$19,937	352	\$19,715
Age Group	Cases	Avg Bill	Cases	Avg Bill	Cases	Avg Bill	Cases	Avg Bill	Cases	Avg Bill
0-17	406	\$11,625	373	\$13,332	317	\$16,091	324	\$16,735	413	\$17,511
18-35	267	\$15,798	236	\$15,720	168	\$18,792	219	\$21,025	220	\$21,732
36-49	495	\$16,386	409	\$16,781	343	\$19,271	342	\$24,354	432	\$24,192
50-64	577	\$16,162	566	\$17,462	420	\$19,965	460	\$22,661	688	\$24,798
65+	563	\$15,575	589	\$16,367	449	\$19,875	403	\$22,712	559	\$22,848
Total	2,308	\$15,227	2,173	\$16,138	1,697	\$18,961	1,748	\$21,701	2,312	\$22,620

Patient Discharges



Average Billed Charges



County / Hospital	2011		2012		2013		2014		2015	
	Cases	Avg Bill	Cases	Avg Bill	Cases	Avg Bill	Cases	Avg Bill	Cases	Avg Bill
Clark										
Centennial Hills	57	\$23,523	35	\$26,305	17	\$31,028	46	\$30,524	58	\$33,614
Desert Springs	99	\$28,138	87	\$31,429	46	\$36,828	79	\$38,182	109	\$40,630
Mountain View	0	\$0	0	\$0	0	\$0	0	\$0	263	\$20,292
North Vista	0	\$0	0	\$0	1	\$16,567	0	\$0	0	\$0
Southern Hills	0	\$0	0	\$0	0	\$0	0	\$0	117	\$17,510
Spring Valley	105	\$23,337	86	\$25,434	79	\$28,607	145	\$30,308	143	\$34,485
St. Rose-Rose de Lima	100	\$15,341	112	\$16,466	89	\$17,957	74	\$19,460	58	\$20,739
St. Rose-San Martin	76	\$14,457	77	\$16,057	101	\$19,529	77	\$21,773	64	\$23,242
St. Rose-Siena	402	\$13,501	401	\$15,230	297	\$17,787	328	\$19,248	267	\$22,410
Summerlin	362	\$19,233	365	\$20,836	358	\$23,815	385	\$25,242	369	\$27,373
Sunrise	0	\$0	0	\$0	0	\$0	0	\$0	190	\$19,183
UMC	52	\$7,064	34	\$7,781	43	\$9,837	22	\$10,840	24	\$13,771
Valley	124	\$21,817	84	\$24,132	124	\$26,097	145	\$28,499	144	\$30,079
Total	1,377	\$17,917	1,281	\$19,459	1,155	\$22,109	1,301	\$24,853	1,806	\$25,347
Washoe										
Carson Tahoe	0	\$0	0	\$0	0	\$0	0	\$0	75	\$9,976
Northern Nevada	23	\$14,493	40	\$16,340	46	\$18,949	69	\$20,074	63	\$21,476
Renown Regional	231	\$8,474	177	\$8,616	199	\$9,751	218	\$10,399	214	\$11,394
Renown S. Meadows	7	\$8,851	10	\$11,670	12	\$10,135	11	\$10,888	7	\$10,965
Saint Mary's	374	\$15,039	277	\$16,180	126	\$15,759	0	\$0	0	\$0
Sierra Surgery	175	\$7,525	250	\$7,823	0	\$0	0	\$0	0	\$0
Total	810	\$11,475	754	\$11,582	383	\$12,844	298	\$12,657	359	\$12,859
Rural										
Battle Mountain	0	\$0	0	\$0	0	\$0	0	\$0	0	\$0
Boulder City	0	\$0	0	\$0	0	\$0	0	\$0	0	\$0
Carson Valley	11	\$11,744	11	\$12,172	9	\$17,953	10	\$16,024	5	\$11,711
Churchill	14	\$10,738	42	\$9,880	35	\$10,695	44	\$10,474	50	\$10,511
Desert View	19	\$6,402	8	\$7,670	17	\$12,982	14	\$21,539	19	\$22,383
Grover C. Dils	0	\$0	0	\$0	0	\$0	0	\$0	0	\$0
Humboldt	18	\$12,790	11	\$12,967	30	\$9,662	17	\$10,879	20	\$10,751
Incline Village	0	\$0	0	\$0	0	\$0	0	\$0	0	\$0
Mesa View	0	\$0	0	\$0	0	\$0	0	\$0	0	\$0
Mount Grant	0	\$0	0	\$0	0	\$0	0	\$0	0	\$0
Northeastern	53	\$9,409	66	\$9,946	67	\$9,935	61	\$11,283	42	\$12,614
Nye	0	\$0	0	\$0	0	\$0	0	\$0	0	\$0
Pershing	0	\$0	0	\$0	0	\$0	0	\$0	0	\$0
South Lyon	0	\$0	0	\$0	0	\$0	0	\$0	0	\$0
William Bee Ririe	6	\$7,694	0	\$0	1	\$9,567	3	\$10,398	11	\$13,668
Total	121	\$9,721	138	\$10,212	159	\$10,828	149	\$12,262	147	\$12,956
All Counties	2,308	\$15,227	2,173	\$16,138	1,697	\$18,961	1,748	\$21,701	2,312	\$22,620

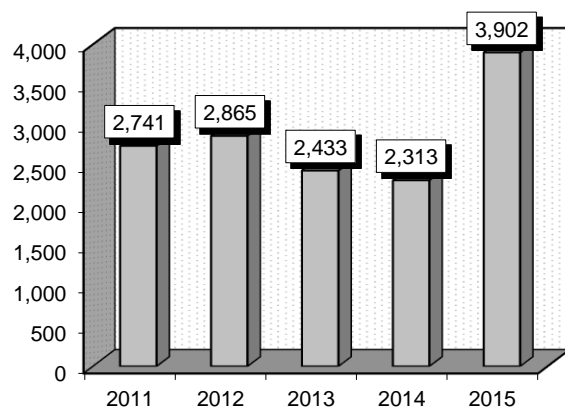
Level II Laparoscopy (00146)

Diagnoses: that frequently accompanied Level II Laparoscopy were: 1) Calculus of gallbladder with other cholecystitis, without mention of obstruction (57410), 2) Chronic cholecystitis (57511), 3) Sterilization (V252), 4) Pelvic peritoneal adhesions, female (postoperative) (postinfection) (6146), 5) Peritoneal adhesions (postoperative) (postinfection) (5680), 6) Morbid obesity (27801), 7) Umbilical hernia without mention of obstruction or gangrene (5531), 8) Incisional hernia without mention of obstruction or gangrene (55321), 9) Benign neoplasm of ovary (220).

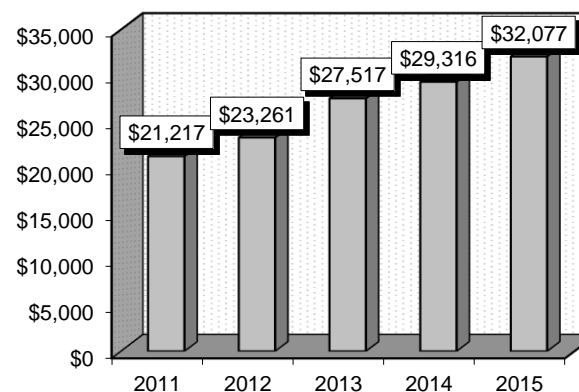
Definitions: **LEVEL:** Type of evidence used in the selection of certain courses of treatment. I - Randomized controlled trials, II - case-control studies, III - opinions of expert panels. **Cholecystitis:** Inflammation of the gallbladder. **Peritoneal adhesions:** Bands of fibrous tissue that join abdominal organs to each other or the abdominal wall. Adhesions develop rapidly after damage to the peritoneum during surgery, infection, trauma, or irradiation. **Gangrene:** Localized death and decomposition of body tissue, resulting from either obstructed circulation or bacterial infection.

	2011		2012		2013		2014		2015	
Gender	Cases	Avg Bill	Cases	Avg Bill	Cases	Avg Bill	Cases	Avg Bill	Cases	Avg Bill
Male	766	\$21,336	850	\$23,103	716	\$27,254	708	\$28,270	1,358	\$33,078
Female	1,975	\$21,171	2,015	\$23,328	1,717	\$27,627	1,605	\$29,778	2,544	\$31,543
Age Group	Cases	Avg Bill	Cases	Avg Bill	Cases	Avg Bill	Cases	Avg Bill	Cases	Avg Bill
0-17	113	\$16,238	136	\$20,407	92	\$22,550	151	\$21,975	201	\$22,846
18-35	738	\$19,467	714	\$21,149	654	\$24,736	577	\$27,191	960	\$29,841
36-49	773	\$21,925	806	\$24,443	726	\$27,910	659	\$29,602	1,137	\$32,530
50-64	632	\$22,593	699	\$24,119	565	\$29,606	564	\$31,182	918	\$34,476
65+	485	\$22,117	510	\$23,936	396	\$29,566	362	\$32,340	686	\$33,951
Total	2,741	\$21,217	2,865	\$23,261	2,433	\$27,517	2,313	\$29,316	3,902	\$32,077

Patient Discharges



Average Billed Charges



County / Hospital	2011		2012		2013		2014		2015	
	Cases	Avg Bill	Cases	Avg Bill	Cases	Avg Bill	Cases	Avg Bill	Cases	Avg Bill
Clark										
Centennial Hills	107	\$27,121	97	\$29,316	118	\$38,210	211	\$39,647	306	\$39,865
Desert Springs	45	\$35,198	85	\$33,735	91	\$35,632	95	\$41,178	162	\$44,677
Mountain View	0	\$0	0	\$0	0	\$0	0	\$0	553	\$31,512
North Vista	0	\$0	0	\$0	0	\$0	0	\$0	0	\$0
Southern Hills	0	\$0	0	\$0	0	\$0	0	\$0	251	\$25,375
Spring Valley	197	\$25,273	170	\$28,334	161	\$34,351	227	\$38,235	269	\$40,046
St. Rose-Rose de Lima	72	\$23,082	77	\$23,888	78	\$26,101	60	\$30,462	46	\$30,399
St. Rose-San Martin	49	\$28,333	69	\$28,034	75	\$35,925	91	\$34,583	99	\$45,035
St. Rose-Siena	178	\$23,875	161	\$25,233	185	\$30,113	165	\$29,418	151	\$30,814
Summerlin	345	\$26,306	454	\$30,880	482	\$36,272	448	\$37,545	472	\$38,497
Sunrise	0	\$0	0	\$0	0	\$0	0	\$0	432	\$36,647
UMC	23	\$20,489	25	\$17,924	83	\$21,344	84	\$19,440	84	\$30,376
Valley	146	\$26,747	162	\$27,121	183	\$28,382	164	\$30,426	233	\$33,775
Total	1,162	\$26,004	1,300	\$28,635	1,456	\$32,989	1,545	\$35,099	3,058	\$35,624
Washoe										
Carson Tahoe	0	\$0	0	\$0	0	\$0	0	\$0	87	\$17,304
Northern Nevada	42	\$19,869	82	\$20,977	80	\$23,359	122	\$25,988	119	\$28,610
Renown Regional	329	\$10,845	242	\$12,908	249	\$14,432	331	\$16,012	329	\$18,595
Renown S. Meadows	69	\$11,191	75	\$11,290	66	\$12,377	88	\$15,131	76	\$16,046
Saint Mary's	655	\$24,205	575	\$26,434	374	\$25,335	0	\$0	0	\$0
Sierra Surgery	291	\$14,311	371	\$14,139	0	\$0	0	\$0	0	\$0
Total	1,386	\$18,177	1,345	\$19,432	769	\$20,487	541	\$18,118	611	\$20,045
Rural										
Battle Mountain	0	\$0	0	\$0	0	\$0	0	\$0	0	\$0
Boulder City	0	\$0	0	\$0	0	\$0	0	\$0	0	\$0
Carson Valley	83	\$13,819	56	\$15,573	54	\$18,555	43	\$16,101	55	\$16,221
Churchill	51	\$16,018	107	\$14,580	94	\$14,691	120	\$16,547	102	\$15,842
Desert View	6	\$9,354	1	\$12,833	0	\$0	2	\$34,996	4	\$27,983
Grover C. Dils	0	\$0	0	\$0	0	\$0	0	\$0	0	\$0
Humboldt	39	\$14,569	30	\$15,664	29	\$14,447	40	\$16,938	47	\$18,204
Incline Village	0	\$0	0	\$0	0	\$0	0	\$0	0	\$0
Mesa View	0	\$0	0	\$0	0	\$0	0	\$0	0	\$0
Mount Grant	0	\$0	0	\$0	0	\$0	0	\$0	0	\$0
Northeastern	14	\$11,246	26	\$14,138	31	\$11,682	19	\$15,025	24	\$20,131
Nye	0	\$0	0	\$0	0	\$0	0	\$0	0	\$0
Pershing	0	\$0	0	\$0	0	\$0	0	\$0	0	\$0
South Lyon	0	\$0	0	\$0	0	\$0	0	\$0	0	\$0
William Bee Ririe	0	\$0	0	\$0	0	\$0	3	\$22,552	1	\$22,480
Total	193	\$14,226	220	\$14,920	208	\$15,212	227	\$16,646	233	\$17,086
All Counties	2,741	\$21,217	2,865	\$23,261	2,433	\$27,517	2,313	\$29,316	3,902	\$32,077

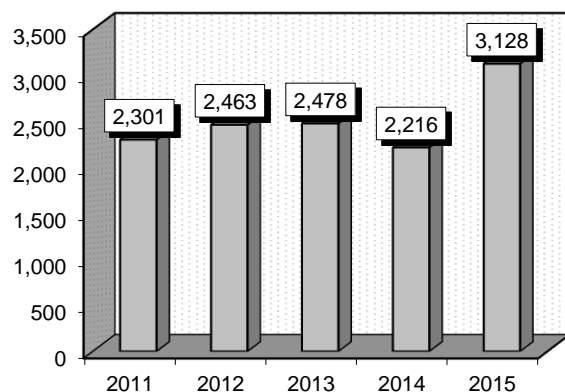
Level III Laparoscopy (00147)

Diagnoses: that frequently accompanied Level III Laparoscopy were: 1) Calculus of gallbladder with other cholecystitis, without mention of obstruction (57410), 2) Endometriosis of uterus (6170), 3) Morbid obesity (27801), 4) Leiomyoma of uterus, unspecified (2189), 5) Cervicitis and endocervicitis (6160), 6) Dysmenorrhea (6253), 7) Subserous leiomyoma of uterus (2182), 8) Dyspareunia (6250).

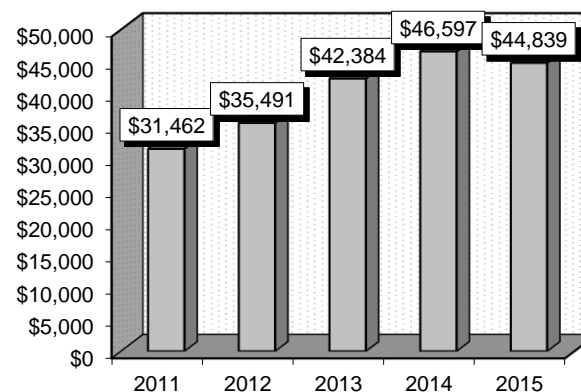
Definitions: **Endometriosis:** A condition in which bits of the tissue similar to the lining of the uterus (endometrium) grow in other parts of the body. Like the uterine lining, this tissue builds up and sheds in response to monthly hormonal cycles. However, there is no natural outlet for the blood discarded from these implants. Instead, it falls onto surrounding organs, causing swelling and inflammation. **Leiomyoma:** A benign smooth-muscle tumor occurring most commonly in the uterus, stomach, esophagus, or small intestine. **Cervicitis:** Inflammation of the cervix. **Endocervicitis:** Inflammation of the mucous lining of the uterine cervix. **Dysmenorrhea:** Painful menstruation, typically involving abdominal cramps. **Dyspareunia:** Persistent or recurrent genital pain that occurs just before, during or after intercourse.

Gender	2011		2012		2013		2014		2015	
	Cases	Avg Bill	Cases	Avg Bill	Cases	Avg Bill	Cases	Avg Bill	Cases	Avg Bill
Male	250	\$31,977	231	\$35,066	191	\$42,484	161	\$45,775	282	\$41,293
Female	2,051	\$31,399	2,232	\$35,535	2,287	\$42,375	2,055	\$46,661	2,846	\$45,191
Age Group	2011		2012		2013		2014		2015	
	Cases	Avg Bill	Cases	Avg Bill	Cases	Avg Bill	Cases	Avg Bill	Cases	Avg Bill
0-17	18	\$23,451	24	\$31,560	20	\$33,259	10	\$38,587	22	\$39,345
18-35	708	\$28,757	705	\$31,436	690	\$36,548	576	\$40,832	801	\$40,120
36-49	939	\$32,966	1,008	\$37,152	1,052	\$43,990	1,004	\$47,790	1,305	\$47,238
50-64	458	\$33,383	500	\$37,459	470	\$44,961	417	\$48,099	665	\$45,362
65+	178	\$30,152	226	\$36,799	246	\$47,701	209	\$54,140	335	\$46,105
Total	2,301	\$31,462	2,463	\$35,491	2,478	\$42,384	2,216	\$46,597	3,128	\$44,839

Patient Discharges



Average Billed Charges



County / Hospital	2011		2012		2013		2014		2015	
	Cases	Avg Bill	Cases	Avg Bill	Cases	Avg Bill	Cases	Avg Bill	Cases	Avg Bill
Clark										
Centennial Hills	234	\$29,107	203	\$31,382	216	\$39,370	263	\$44,953	275	\$45,753
Desert Springs	226	\$43,641	237	\$50,164	228	\$59,076	179	\$61,194	145	\$55,162
Mountain View	0	\$0	0	\$0	0	\$0	0	\$0	472	\$38,363
North Vista	0	\$0	2	\$43,273	0	\$0	0	\$0	0	\$0
Southern Hills	0	\$0	0	\$0	0	\$0	0	\$0	111	\$32,064
Spring Valley	235	\$29,524	217	\$35,490	427	\$48,582	494	\$48,245	309	\$47,759
St. Rose-Rose de Lima	31	\$30,206	107	\$38,902	92	\$39,397	25	\$44,719	33	\$46,752
St. Rose-San Martin	75	\$27,499	78	\$33,252	117	\$39,573	140	\$43,682	148	\$52,072
St. Rose-Siena	354	\$29,267	336	\$35,842	378	\$41,288	316	\$46,343	291	\$44,150
Summerlin	352	\$32,011	401	\$38,345	511	\$45,396	513	\$51,444	628	\$53,843
Sunrise	0	\$0	0	\$0	0	\$0	0	\$0	348	\$44,036
UMC	0	\$0	2	\$16,023	14	\$26,553	3	\$28,342	4	\$54,328
Valley	76	\$35,094	99	\$34,508	72	\$37,960	62	\$36,239	130	\$36,942
Total	1,583	\$32,158	1,682	\$37,854	2,055	\$45,198	1,995	\$48,727	2,894	\$46,047
Washoe										
Carson Tahoe	0	\$0	0	\$0	0	\$0	0	\$0	44	\$22,102
Northern Nevada	5	\$29,049	19	\$28,918	23	\$45,336	36	\$48,813	49	\$48,593
Renown Regional	58	\$20,265	53	\$20,337	82	\$22,148	71	\$24,380	60	\$27,717
Renown S. Meadows	16	\$17,551	11	\$16,582	17	\$23,255	9	\$20,669	3	\$32,733
Saint Mary's	378	\$40,532	395	\$40,557	148	\$37,807	0	\$0	0	\$0
Sierra Surgery	133	\$17,881	169	\$19,063	0	\$0	0	\$0	0	\$0
Total	590	\$32,713	647	\$32,537	270	\$32,776	116	\$31,675	156	\$32,787
Rural										
Battle Mountain	0	\$0	0	\$0	0	\$0	0	\$0	0	\$0
Boulder City	0	\$0	0	\$0	0	\$0	0	\$0	0	\$0
Carson Valley	11	\$16,789	4	\$20,315	7	\$18,593	4	\$18,891	3	\$14,057
Churchill	3	\$17,215	13	\$20,896	24	\$21,938	30	\$25,655	3	\$27,355
Desert View	13	\$10,005	6	\$12,676	5	\$24,519	6	\$33,488	10	\$31,451
Grover C. Dils	0	\$0	0	\$0	0	\$0	0	\$0	0	\$0
Humboldt	8	\$16,515	6	\$20,445	1	\$18,921	1	\$43,462	1	\$18,355
Incline Village	0	\$0	0	\$0	0	\$0	0	\$0	0	\$0
Mesa View	0	\$0	0	\$0	0	\$0	0	\$0	0	\$0
Mount Grant	0	\$0	0	\$0	0	\$0	0	\$0	0	\$0
Northeastern	93	\$18,156	105	\$20,392	116	\$21,535	63	\$20,134	60	\$23,346
Nye	0	\$0	0	\$0	0	\$0	0	\$0	0	\$0
Pershing	0	\$0	0	\$0	0	\$0	0	\$0	0	\$0
South Lyon	0	\$0	0	\$0	0	\$0	0	\$0	0	\$0
William Bee Ririe	0	\$0	0	\$0	0	\$0	1	\$16,677	1	\$24,876
Total	128	\$17,086	134	\$20,095	153	\$21,544	105	\$22,616	78	\$24,138
All Counties	2,301	\$31,462	2,463	\$35,491	2,478	\$42,384	2,216	\$46,597	3,128	\$44,839

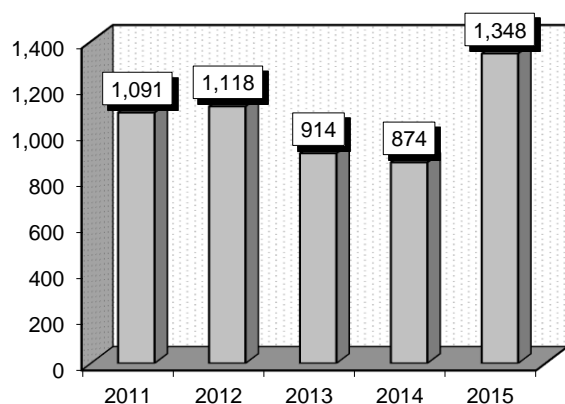
Level I Bladder And Kidney Procedures (00163)

Diagnoses: that frequently accompanied Level I Bladder And Kidney Procedures were: 1) Diabetes mellitus without mention of complication, type II or unspecified type, not stated as uncontrolled (25000), 2) Hydronephrosis (591), 3) Malignant neoplasm of bladder, part unspecified (1889), 4) Malignant neoplasm of lateral wall of urinary bladder (1882), 5) Calculus of ureter (5921), 6) Urethral stricture, unspecified (5989), 7) Personal history of malignant neoplasm of prostate (V1046), 8) Gross hematuria (59971), 9) Calculus of kidney (5920).

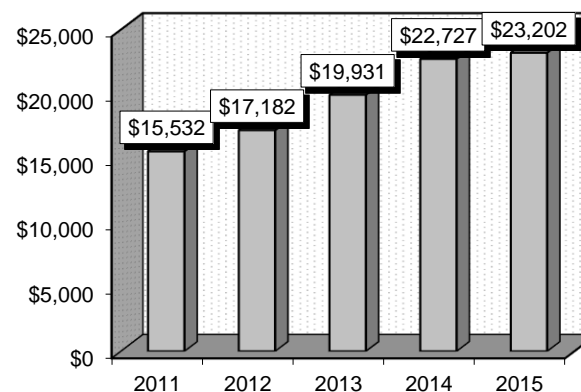
Definitions: **LEVEL:** Type of evidence used in the selection of certain courses of treatment. I - Randomized controlled trials, II - case-control studies, III - opinions of expert panels. **Hydronephrosis:** The swelling of the kidneys when urine flow is obstructed in any of part of the urinary tract. **Neoplasm:** An abnormal tissue that grows by cellular proliferation more rapidly than normal and continues to grow after the stimuli that initiated the new growth cease. Neoplasms show partial or complete lack of structural organization and functional coordination with the normal tissue, and usually form a distinct mass of tissue that may be either benign (benign tumor) or malignant (cancer). **Hematuria:** The presence of blood in urine. **Calculus of kidney:** (AKA kidney stones) Small, hard mineral deposits that form inside your kidneys. The stones are made of mineral and acid salts.

Gender	2011		2012		2013		2014		2015	
	Cases	Avg Bill	Cases	Avg Bill	Cases	Avg Bill	Cases	Avg Bill	Cases	Avg Bill
Male	686	\$15,635	667	\$17,263	550	\$20,223	539	\$23,243	814	\$23,684
Female	405	\$15,358	451	\$17,062	364	\$19,491	335	\$21,896	534	\$22,467
Age Group	2011		2012		2013		2014		2015	
	Cases	Avg Bill	Cases	Avg Bill	Cases	Avg Bill	Cases	Avg Bill	Cases	Avg Bill
0-17	61	\$15,814	64	\$14,732	36	\$18,743	45	\$18,390	71	\$19,109
18-35	50	\$15,660	57	\$18,237	41	\$18,351	40	\$26,786	76	\$24,708
36-49	103	\$15,496	110	\$17,620	79	\$19,643	78	\$23,458	124	\$26,067
50-64	227	\$15,706	237	\$18,344	199	\$19,166	203	\$21,461	276	\$22,914
65+	650	\$15,441	650	\$16,833	559	\$20,437	508	\$23,185	801	\$23,077
Total	1,091	\$15,532	1,118	\$17,182	914	\$19,931	874	\$22,727	1,348	\$23,202

Patient Discharges



Average Billed Charges



County / Hospital	2011		2012		2013		2014		2015	
	Cases	Avg Bill	Cases	Avg Bill	Cases	Avg Bill	Cases	Avg Bill	Cases	Avg Bill
Clark										
Centennial Hills	8	\$24,282	4	\$21,985	5	\$29,387	8	\$26,412	28	\$29,682
Desert Springs	43	\$24,509	39	\$25,735	25	\$33,023	32	\$32,692	48	\$36,891
Mountain View	0	\$0	0	\$0	0	\$0	0	\$0	103	\$14,830
North Vista	0	\$0	0	\$0	0	\$0	0	\$0	0	\$0
Southern Hills	0	\$0	0	\$0	0	\$0	0	\$0	59	\$14,468
Spring Valley	102	\$19,799	89	\$21,632	91	\$25,403	105	\$27,711	170	\$30,367
St. Rose-Rose de Lima	3	\$17,927	4	\$17,651	0	\$0	1	\$12,191	2	\$20,984
St. Rose-San Martin	38	\$14,294	38	\$15,931	51	\$16,092	61	\$22,934	65	\$19,015
St. Rose-Siena	156	\$13,859	205	\$14,680	223	\$15,907	138	\$16,390	137	\$18,724
Summerlin	209	\$20,284	265	\$22,565	259	\$24,651	307	\$26,537	317	\$29,130
Sunrise	0	\$0	0	\$0	0	\$0	0	\$0	225	\$21,079
UMC	114	\$7,667	105	\$8,395	38	\$9,317	19	\$9,717	16	\$11,273
Valley	94	\$19,007	74	\$22,187	87	\$24,092	112	\$23,747	72	\$26,059
Total	767	\$16,854	823	\$18,475	779	\$21,164	783	\$24,050	1,242	\$24,172
Washoe										
Carson Tahoe	5	\$23,773	5	\$23,781	2	\$20,461	2	\$8,352	31	\$11,204
Northern Nevada	1	\$14,133	0	\$0	0	\$0	1	\$19,166	0	\$0
Renown Regional	77	\$8,738	45	\$8,934	39	\$10,249	39	\$11,427	42	\$11,509
Renown S. Meadows	7	\$6,900	2	\$14,358	2	\$7,833	0	\$0	1	\$17,133
Saint Mary's	175	\$15,669	165	\$17,319	63	\$15,548	13	\$8,892	9	\$9,645
Sierra Surgery	52	\$7,363	63	\$7,669	0	\$0	0	\$0	0	\$0
Total	317	\$12,553	280	\$13,894	106	\$13,545	55	\$10,856	83	\$11,261
Rural										
Battle Mountain	0	\$0	0	\$0	0	\$0	0	\$0	0	\$0
Boulder City	0	\$0	0	\$0	0	\$0	0	\$0	0	\$0
Carson Valley	0	\$0	0	\$0	0	\$0	0	\$0	1	\$8,592
Churchill	2	\$8,160	0	\$0	1	\$7,725	0	\$0	0	\$0
Desert View	0	\$0	0	\$0	0	\$0	0	\$0	0	\$0
Grover C. Dils	0	\$0	0	\$0	0	\$0	0	\$0	0	\$0
Humboldt	0	\$0	0	\$0	0	\$0	0	\$0	0	\$0
Incline Village	3	\$5,280	1	\$3,243	0	\$0	0	\$0	0	\$0
Mesa View	0	\$0	0	\$0	0	\$0	0	\$0	0	\$0
Mount Grant	0	\$0	0	\$0	0	\$0	0	\$0	0	\$0
Northeastern	0	\$0	8	\$12,479	20	\$13,005	29	\$13,064	14	\$17,414
Nye	0	\$0	0	\$0	0	\$0	0	\$0	0	\$0
Pershing	0	\$0	0	\$0	0	\$0	0	\$0	0	\$0
South Lyon	0	\$0	0	\$0	0	\$0	0	\$0	0	\$0
William Bee Ririe	2	\$3,898	6	\$1,782	8	\$3,349	7	\$8,012	8	\$8,350
Total	7	\$5,708	15	\$7,584	29	\$10,159	36	\$12,082	23	\$13,878
All Counties	1,091	\$15,532	1,118	\$17,182	914	\$19,931	874	\$22,727	1,348	\$23,202

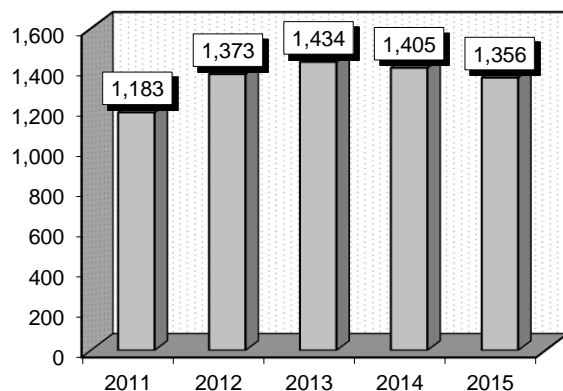
Cataract Procedures (00233)

Diagnoses: that frequently accompanied Cataract Procedures were: 1) Other and combined forms of senile cataract (36619), 2) Senile nuclear sclerosis (36616), 3) Unspecified cataract (3669), 4) Senile cataract, unspecified (36610), 5) Diabetes mellitus without mention of complication, type II or unspecified type, not stated as uncontrolled (25000), 6) Other cataract (3668), 7) Other and unspecified hyperlipidemia (2724), 8) Posterior subcapsular polar senile cataract (36614).

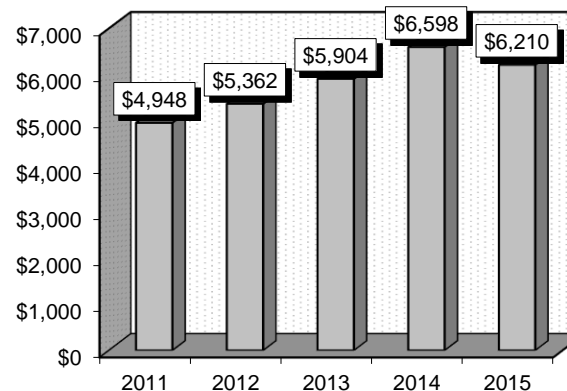
Definitions: **Senile cataract:** Age-related, vision-impairing disease characterized by gradual, progressive thickening of the lens of the eye. **Nuclear sclerosis:** An increase in the refractive index of the eye's crystalline lens, which culminates in the development of nuclear cataracts. **Hyperlipidemia:** An abnormally high concentration of fats or lipids in the blood.

Gender	2011		2012		2013		2014		2015	
	Cases	Avg Bill	Cases	Avg Bill	Cases	Avg Bill	Cases	Avg Bill	Cases	Avg Bill
Male	473	\$4,996	573	\$5,407	559	\$5,968	565	\$6,769	540	\$6,437
Female	710	\$4,916	800	\$5,330	875	\$5,863	840	\$6,483	816	\$6,060
Age Group	2011		2012		2013		2014		2015	
	Cases	Avg Bill	Cases	Avg Bill	Cases	Avg Bill	Cases	Avg Bill	Cases	Avg Bill
0-17	8	\$11,147	5	\$13,289	8	\$15,858	6	\$16,808	5	\$17,185
18-35	3	\$3,935	6	\$6,708	2	\$5,563	9	\$9,951	5	\$11,543
36-49	23	\$5,068	25	\$5,037	17	\$7,219	11	\$8,286	30	\$5,695
50-64	294	\$4,669	294	\$5,156	308	\$5,696	263	\$6,660	256	\$6,181
65+	855	\$4,986	1,043	\$5,382	1,099	\$5,870	1,116	\$6,485	1,060	\$6,154
Total	1,183	\$4,948	1,373	\$5,362	1,434	\$5,904	1,405	\$6,598	1,356	\$6,210

Patient Discharges



Average Billed Charges



County / Hospital	2011		2012		2013		2014		2015	
	Cases	Avg Bill	Cases	Avg Bill	Cases	Avg Bill	Cases	Avg Bill	Cases	Avg Bill
Clark										
Centennial Hills	0	\$0	0	\$0	0	\$0	0	\$0	0	\$0
Desert Springs	0	\$0	0	\$0	0	\$0	0	\$0	0	\$0
Mountain View	0	\$0	0	\$0	0	\$0	0	\$0	0	\$0
North Vista	0	\$0	0	\$0	0	\$0	0	\$0	0	\$0
Southern Hills	0	\$0	0	\$0	0	\$0	0	\$0	0	\$0
Spring Valley	0	\$0	0	\$0	0	\$0	0	\$0	0	\$0
St. Rose-Rose de Lima	0	\$0	0	\$0	0	\$0	0	\$0	0	\$0
St. Rose-San Martin	0	\$0	0	\$0	0	\$0	0	\$0	0	\$0
St. Rose-Siena	0	\$0	0	\$0	0	\$0	0	\$0	0	\$0
Summerlin	1	\$19,905	1	\$21,283	2	\$28,147	2	\$25,764	0	\$0
Sunrise	0	\$0	0	\$0	0	\$0	0	\$0	0	\$0
UMC	0	\$0	0	\$0	0	\$0	0	\$0	0	\$0
Valley	0	\$0	0	\$0	0	\$0	0	\$0	0	\$0
Total	1	\$19,905	1	\$21,283	2	\$28,147	2	\$25,764	0	\$0
Washoe										
Carson Tahoe	0	\$0	0	\$0	0	\$0	0	\$0	0	\$0
Northern Nevada	0	\$0	0	\$0	0	\$0	0	\$0	1	\$20,464
Renown Regional	402	\$4,915	267	\$5,467	243	\$6,536	304	\$7,243	201	\$7,331
Renown S. Meadows	508	\$4,090	770	\$4,812	989	\$5,481	929	\$6,040	849	\$5,327
Saint Mary's	0	\$0	0	\$0	0	\$0	0	\$0	0	\$0
Sierra Surgery	82	\$6,590	10	\$7,011	0	\$0	0	\$0	0	\$0
Total	992	\$4,631	1,047	\$5,000	1,232	\$5,689	1,233	\$6,337	1,051	\$5,725
Rural										
Battle Mountain	0	\$0	0	\$0	0	\$0	0	\$0	0	\$0
Boulder City	0	\$0	0	\$0	0	\$0	0	\$0	0	\$0
Carson Valley	7	\$6,131	0	\$0	0	\$0	0	\$0	0	\$0
Churchill	0	\$0	0	\$0	0	\$0	0	\$0	0	\$0
Desert View	49	\$4,637	184	\$6,404	23	\$8,066	49	\$12,891	70	\$12,747
Grover C. Dils	0	\$0	0	\$0	0	\$0	0	\$0	0	\$0
Humboldt	66	\$5,609	66	\$5,307	61	\$5,474	66	\$6,210	62	\$6,321
Incline Village	0	\$0	0	\$0	0	\$0	0	\$0	0	\$0
Mesa View	0	\$0	0	\$0	0	\$0	0	\$0	0	\$0
Mount Grant	0	\$0	5	\$3,767	49	\$4,672	31	\$4,413	28	\$4,219
Northeastern	22	\$6,873	53	\$7,190	20	\$8,573	0	\$0	143	\$6,802
Nye	0	\$0	0	\$0	0	\$0	0	\$0	0	\$0
Pershing	0	\$0	0	\$0	0	\$0	0	\$0	0	\$0
South Lyon	0	\$0	0	\$0	0	\$0	0	\$0	0	\$0
William Bee Ririe	46	\$9,738	17	\$10,411	47	\$10,259	24	\$9,465	2	\$14,278
Total	190	\$6,524	325	\$6,479	200	\$7,010	170	\$8,267	305	\$7,881
All Counties	1,183	\$4,948	1,373	\$5,362	1,434	\$5,904	1,405	\$6,598	1,356	\$6,210

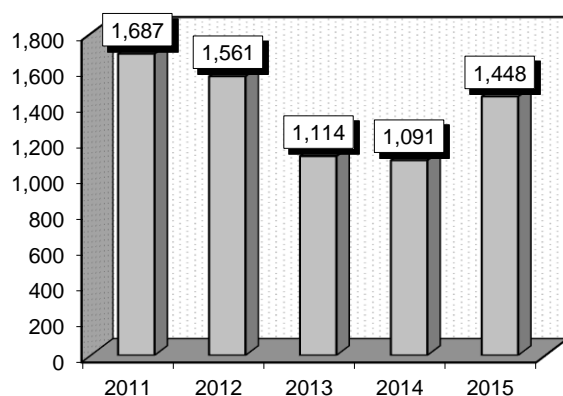
Level I Facial And Ent Procedures (00252)

Diagnoses: that frequently accompanied Level I Facial And Ent Procedures were: 1) Dental caries, unspecified (52100), 2) Periapical abscess without sinus (5225), 3) Unspecified otitis media (3829), 4) Dysfunction of Eustachian tube (38181), 5) Closed fracture of nasal bones (8020), 6) Asthma, unspecified type, unspecified (49390), 7) Conductive hearing loss, unspecified (38900), 8) Hypertrophy of nasal turbinates (4780), 9) Deviated nasal septum (470).

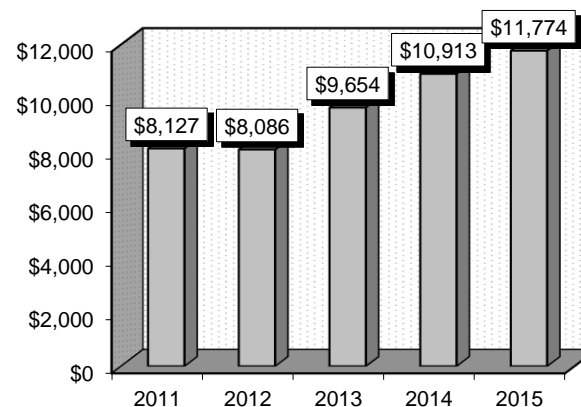
Definitions: **ENT:** Ear, Nose, Throat. **Carie:** Decay of a bone or tooth, especially dental caries; cavity. **Periapical abscess:** Inflammation with pus in the tissues surrounding the apex of a tooth. **Otitis media:** An inflammation or infection of the middle ear, common in early childhood. **Eustachian tube:** The narrow channel that connects the middle ear with the nasopharynx; it serves to equalize pressure on either side of the tympanic membrane (eardrum). **Pharynx:** The upper expanded portion of the digestive tube, between the esophagus below and the mouth and nasal cavities above and in front.

Gender	2011		2012		2013		2014		2015	
	Cases	Avg Bill	Cases	Avg Bill	Cases	Avg Bill	Cases	Avg Bill	Cases	Avg Bill
Male	940	\$8,138	865	\$7,923	625	\$9,601	628	\$10,827	818	\$11,225
Female	747	\$8,113	696	\$8,288	489	\$9,721	463	\$11,030	630	\$12,488
Age Group	2011		2012		2013		2014		2015	
	Cases	Avg Bill	Cases	Avg Bill	Cases	Avg Bill	Cases	Avg Bill	Cases	Avg Bill
0-17	1,392	\$7,223	1,266	\$7,294	912	\$8,735	876	\$9,659	1,056	\$10,015
18-35	85	\$11,058	74	\$10,184	56	\$11,594	65	\$14,122	117	\$15,361
36-49	50	\$13,754	47	\$12,538	45	\$13,556	45	\$15,450	75	\$17,855
50-64	80	\$12,784	90	\$11,964	48	\$14,416	48	\$19,565	98	\$15,951
65+	80	\$12,573	84	\$11,526	53	\$15,780	57	\$15,655	102	\$17,393
Total	1,687	\$8,127	1,561	\$8,086	1,114	\$9,654	1,091	\$10,913	1,448	\$11,774

Patient Discharges



Average Billed Charges



County / Hospital	2011		2012		2013		2014		2015	
	Cases	Avg Bill	Cases	Avg Bill	Cases	Avg Bill	Cases	Avg Bill	Cases	Avg Bill
Clark										
Centennial Hills	46	\$16,366	47	\$18,809	41	\$22,161	33	\$28,128	12	\$26,161
Desert Springs	54	\$18,829	17	\$21,893	5	\$27,186	10	\$27,702	14	\$27,542
Mountain View	0	\$0	0	\$0	0	\$0	0	\$0	13	\$25,797
North Vista	0	\$0	0	\$0	0	\$0	0	\$0	0	\$0
Southern Hills	0	\$0	0	\$0	0	\$0	0	\$0	82	\$14,005
Spring Valley	12	\$17,974	8	\$17,462	16	\$21,134	29	\$24,034	16	\$28,272
St. Rose-Rose de Lima	1	\$43,837	3	\$19,556	2	\$17,880	2	\$26,405	1	\$25,967
St. Rose-San Martin	60	\$10,372	48	\$11,128	45	\$13,840	57	\$15,716	82	\$16,247
St. Rose-Siena	207	\$9,483	139	\$10,982	151	\$12,358	119	\$15,757	131	\$13,814
Summerlin	55	\$17,172	70	\$16,128	51	\$19,416	58	\$19,989	64	\$21,781
Sunrise	0	\$0	0	\$0	0	\$0	0	\$0	111	\$16,249
UMC	59	\$5,958	67	\$6,939	39	\$7,400	51	\$8,066	126	\$10,728
Valley	0	\$0	1	\$16,914	1	\$20,786	2	\$26,224	5	\$27,068
Total	494	\$11,964	400	\$12,815	351	\$14,834	361	\$17,587	657	\$15,964
Washoe										
Carson Tahoe	0	\$0	0	\$0	0	\$0	0	\$0	50	\$7,122
Northern Nevada	11	\$8,483	16	\$10,197	18	\$11,447	22	\$11,443	14	\$12,922
Renown Regional	416	\$5,287	365	\$5,634	323	\$6,752	377	\$7,480	403	\$7,924
Renown S. Meadows	217	\$5,540	231	\$6,718	131	\$7,949	133	\$8,142	93	\$8,544
Saint Mary's	137	\$11,185	69	\$11,586	44	\$11,330	0	\$0	0	\$0
Sierra Surgery	179	\$5,002	231	\$5,227	0	\$0	0	\$0	0	\$0
Total	960	\$6,169	912	\$6,336	516	\$7,610	532	\$7,809	560	\$8,081
Rural										
Battle Mountain	0	\$0	0	\$0	0	\$0	0	\$0	0	\$0
Boulder City	0	\$0	0	\$0	0	\$0	0	\$0	0	\$0
Carson Valley	21	\$9,962	10	\$9,513	7	\$7,886	2	\$4,359	8	\$11,093
Churchill	8	\$5,407	10	\$5,605	10	\$6,037	11	\$5,916	10	\$6,292
Desert View	0	\$0	0	\$0	0	\$0	0	\$0	0	\$0
Grover C. Dils	0	\$0	0	\$0	0	\$0	0	\$0	0	\$0
Humboldt	0	\$0	2	\$5,488	0	\$0	0	\$0	0	\$0
Incline Village	0	\$0	0	\$0	0	\$0	0	\$0	0	\$0
Mesa View	0	\$0	0	\$0	0	\$0	0	\$0	0	\$0
Mount Grant	0	\$0	0	\$0	0	\$0	0	\$0	0	\$0
Northeastern	204	\$7,965	227	\$6,852	229	\$6,535	185	\$7,182	213	\$8,846
Nye	0	\$0	0	\$0	0	\$0	0	\$0	0	\$0
Pershing	0	\$0	0	\$0	0	\$0	0	\$0	0	\$0
South Lyon	0	\$0	0	\$0	0	\$0	0	\$0	0	\$0
William Bee Ririe	0	\$0	0	\$0	1	\$8,590	0	\$0	0	\$0
Total	233	\$8,057	249	\$6,898	247	\$6,561	198	\$7,083	231	\$8,813
All Counties	1,687	\$8,127	1,561	\$8,086	1,114	\$9,654	1,091	\$10,913	1,448	\$11,774

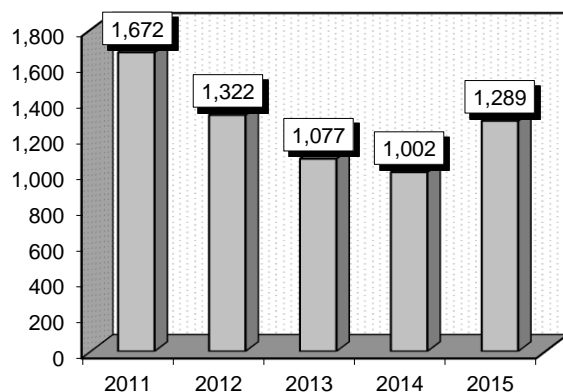
Tonsil And Adenoid Procedures (00256)

Diagnoses: that frequently accompanied Tonsil And Adenoid Procedures were: 1) Hypertrophy of tonsil with adenoids (47410), 2) Chronic tonsillitis (47400), 3) Obstructive sleep apnea (adult)(pediatric) (32723), 4) Hypertrophy of adenoids alone (47412), 5) Unspecified otitis media (3829), 6) Acute tonsillitis (463), 7) Hypertrophy of nasal turbinates (4780), 8) Chronic serous otitis media, simple or unspecified (38110), 9) Chronic adenoiditis (47401), 10) Hypertrophy of tonsils alone (47411).

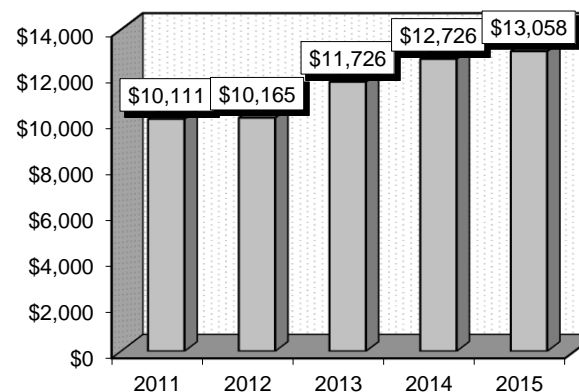
Definitions: **Adenoid:** A lymphoid tissue growth located at the back of the nose in the upper part of the throat that when swollen may obstruct normal breathing and make speech difficult. **Hypertrophy:** The enlargement of an organ or tissue from the increase in size of its cells. **Otitis media:** An inflammation or infection of the middle ear, common in early childhood. **Eustachian tube:** The narrow channel that connects the middle ear with the nasopharynx; it serves to equalize pressure on either side of the tympanic membrane (eardrum).

	2011		2012		2013		2014		2015	
Gender	Cases	Avg Bill	Cases	Avg Bill	Cases	Avg Bill	Cases	Avg Bill	Cases	Avg Bill
Male	816	\$10,096	657	\$10,369	543	\$11,908	491	\$12,881	620	\$13,248
Female	856	\$10,126	665	\$9,964	534	\$11,541	511	\$12,578	669	\$12,882
Age Group	Cases	Avg Bill	Cases	Avg Bill	Cases	Avg Bill	Cases	Avg Bill	Cases	Avg Bill
0-17	1,325	\$9,802	1,023	\$10,057	837	\$11,670	771	\$12,378	995	\$12,462
18-35	259	\$11,035	224	\$10,621	180	\$11,472	170	\$12,910	220	\$14,189
36-49	63	\$12,673	50	\$9,834	39	\$12,926	40	\$15,491	40	\$16,345
50-64	12	\$10,359	19	\$10,551	17	\$15,018	14	\$18,553	27	\$18,416
65+	13	\$10,573	6	\$13,206	4	\$9,266	7	\$19,177	7	\$22,849
Total	1,672	\$10,111	1,322	\$10,165	1,077	\$11,726	1,002	\$12,726	1,289	\$13,058

Patient Discharges



Average Billed Charges



County / Hospital	2011		2012		2013		2014		2015	
	Cases	Avg Bill	Cases	Avg Bill	Cases	Avg Bill	Cases	Avg Bill	Cases	Avg Bill
Clark										
Centennial Hills	67	\$18,849	44	\$20,704	34	\$24,877	25	\$26,760	14	\$30,620
Desert Springs	33	\$20,739	10	\$25,517	6	\$28,743	9	\$31,140	17	\$32,032
Mountain View	0	\$0	0	\$0	0	\$0	0	\$0	7	\$18,653
North Vista	0	\$0	0	\$0	0	\$0	0	\$0	0	\$0
Southern Hills	0	\$0	0	\$0	0	\$0	0	\$0	18	\$16,018
Spring Valley	9	\$18,419	6	\$18,823	14	\$22,314	46	\$23,606	14	\$26,911
St. Rose-Rose de Lima	0	\$0	0	\$0	0	\$0	0	\$0	1	\$16,645
St. Rose-San Martin	50	\$9,885	35	\$10,228	24	\$10,891	24	\$13,571	36	\$14,729
St. Rose-Siena	278	\$10,254	200	\$10,727	208	\$12,282	148	\$13,062	113	\$15,945
Summerlin	113	\$17,082	98	\$17,920	117	\$21,731	111	\$22,222	129	\$23,678
Sunrise	0	\$0	0	\$0	0	\$0	0	\$0	79	\$13,977
UMC	95	\$8,021	84	\$9,705	50	\$8,347	94	\$9,359	144	\$12,052
Valley	0	\$0	0	\$0	0	\$0	0	\$0	0	\$0
Total	645	\$12,636	477	\$13,321	453	\$15,688	457	\$16,718	572	\$17,503
Washoe										
Carson Tahoe	0	\$0	0	\$0	0	\$0	0	\$0	66	\$8,607
Northern Nevada	21	\$10,207	29	\$11,004	30	\$12,428	24	\$11,609	36	\$12,512
Renown Regional	368	\$7,136	366	\$7,930	348	\$9,131	344	\$10,184	374	\$10,244
Renown S. Meadows	42	\$6,544	24	\$6,942	24	\$6,899	22	\$8,138	20	\$8,286
Saint Mary's	253	\$12,515	115	\$13,514	56	\$12,754	0	\$0	0	\$0
Sierra Surgery	133	\$6,874	132	\$7,348	0	\$0	0	\$0	0	\$0
Total	817	\$8,808	666	\$8,877	458	\$9,673	390	\$10,156	496	\$10,112
Rural										
Battle Mountain	0	\$0	0	\$0	0	\$0	0	\$0	0	\$0
Boulder City	0	\$0	0	\$0	0	\$0	0	\$0	0	\$0
Carson Valley	11	\$6,360	12	\$7,196	2	\$6,664	0	\$0	2	\$9,764
Churchill	17	\$9,290	16	\$9,132	18	\$9,780	20	\$11,100	30	\$9,685
Desert View	0	\$0	0	\$0	0	\$0	0	\$0	0	\$0
Grover C. Dils	0	\$0	0	\$0	0	\$0	0	\$0	0	\$0
Humboldt	0	\$0	0	\$0	0	\$0	0	\$0	0	\$0
Incline Village	0	\$0	0	\$0	0	\$0	0	\$0	0	\$0
Mesa View	0	\$0	0	\$0	0	\$0	0	\$0	0	\$0
Mount Grant	0	\$0	0	\$0	0	\$0	0	\$0	0	\$0
Northeastern	181	\$7,304	151	\$6,226	146	\$6,183	135	\$6,877	189	\$7,907
Nye	0	\$0	0	\$0	0	\$0	0	\$0	0	\$0
Pershing	0	\$0	0	\$0	0	\$0	0	\$0	0	\$0
South Lyon	0	\$0	0	\$0	0	\$0	0	\$0	0	\$0
William Bee Ririe	1	\$9,953	0	\$0	0	\$0	0	\$0	0	\$0
Total	210	\$7,428	179	\$6,551	166	\$6,579	155	\$7,422	221	\$8,165
All Counties	1,672	\$10,111	1,322	\$10,165	1,077	\$11,726	1,002	\$12,726	1,289	\$13,058

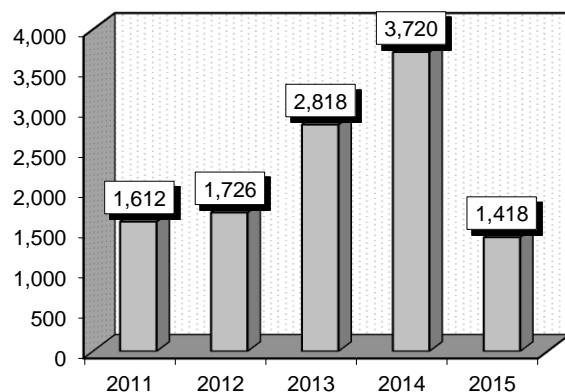
Level I Pathology (00390)

Diagnoses: that frequently accompanied Level I Pathology were: 1) Diabetes mellitus without mention of complication, type II or unspecified type, not stated as uncontrolled (25000), 2) Tobacco use disorder (3051), 3) Calculus of gallbladder with other cholecystitis, without mention of obstruction (57410), 4) Diffuse cystic mastopathy (6101), 5) Unspecified acquired hypothyroidism (2449), 6) Carcinoma in situ of breast (2330), 7) Benign neoplasm of breast (217), 8) Malignant neoplasm of breast (female), unspecified (1749).

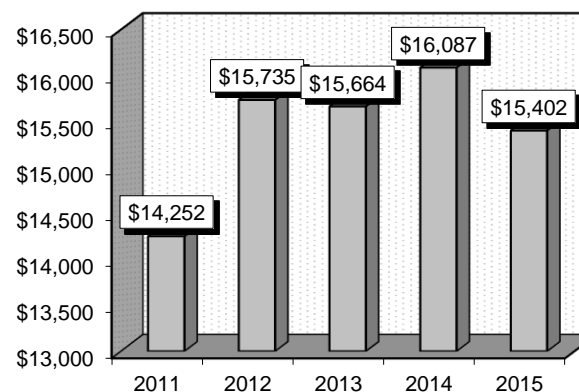
Definitions: **LEVEL:** Type of evidence used in the selection of certain courses of treatment. I - Randomized controlled trials, II - case-control studies, III - opinions of expert panels. **Cholecystitis:** Inflammation of the gallbladder. **Cystic mastopathy:** Benign breast changes, manifested by swelling, indurated nodules or cysts. **Hypothyroidism:** Diminished production of thyroid hormone, leading to clinical manifestations of thyroid insufficiency, including low metabolic rate, tendency to gain weight, somnolence, and sometimes myxedema. **Carcinoma:** Cancer that begins in the skin or in tissues that line or cover body organs.

	2011		2012		2013		2014		2015	
Gender	Cases	Avg Bill	Cases	Avg Bill	Cases	Avg Bill	Cases	Avg Bill	Cases	Avg Bill
Male	721	\$14,848	812	\$15,979	1,216	\$16,317	1,751	\$16,457	710	\$14,848
Female	891	\$13,770	914	\$15,519	1,602	\$15,169	1,969	\$15,757	708	\$15,958
Age Group	Cases	Avg Bill	Cases	Avg Bill	Cases	Avg Bill	Cases	Avg Bill	Cases	Avg Bill
0-17	383	\$11,836	401	\$12,631	425	\$13,037	574	\$13,979	173	\$13,005
18-35	140	\$14,132	139	\$15,977	342	\$14,595	493	\$16,024	161	\$15,331
36-49	202	\$14,173	230	\$16,171	377	\$16,607	492	\$17,002	177	\$17,360
50-64	399	\$14,614	403	\$17,305	679	\$15,724	1,031	\$15,150	449	\$15,824
65+	488	\$15,921	553	\$16,600	995	\$16,757	1,130	\$17,640	458	\$15,162
Total	1,612	\$14,252	1,726	\$15,735	2,818	\$15,664	3,720	\$16,087	1,418	\$15,402

Patient Discharges



Average Billed Charges



County / Hospital	2011		2012		2013		2014		2015	
	Cases	Avg Bill	Cases	Avg Bill	Cases	Avg Bill	Cases	Avg Bill	Cases	Avg Bill
Clark										
Centennial Hills	0	\$0	0	\$0	0	\$0	0	\$0	0	\$0
Desert Springs	0	\$0	0	\$0	0	\$0	0	\$0	0	\$0
Mountain View	323	\$14,974	352	\$17,064	418	\$20,166	491	\$23,964	53	\$26,354
North Vista	18	\$15,916	0	\$0	1	\$6,046	3	\$28,292	26	\$22,813
Southern Hills	287	\$13,400	290	\$14,650	300	\$16,199	391	\$16,963	44	\$23,223
Spring Valley	0	\$0	0	\$0	0	\$0	1	\$51,247	0	\$0
St. Rose-Rose de Lima	0	\$0	4	\$10,415	2	\$14,970	8	\$32,435	3	\$6,319
St. Rose-San Martin	1	\$44,697	2	\$29,878	3	\$17,485	13	\$13,611	5	\$14,646
St. Rose-Siena	2	\$9,807	5	\$11,542	8	\$17,728	11	\$12,870	5	\$27,898
Summerlin	2	\$31,037	2	\$22,036	0	\$0	3	\$20,427	0	\$0
Sunrise	903	\$14,392	959	\$16,223	873	\$18,425	970	\$20,907	87	\$29,057
UMC	28	\$8,585	40	\$7,924	19	\$5,077	305	\$4,190	277	\$5,751
Valley	1	\$16,669	0	\$0	1	\$34,560	0	\$0	0	\$0
Total	1,565	\$14,280	1,654	\$15,921	1,625	\$18,299	2,196	\$18,548	500	\$14,729
Washoe										
Carson Tahoe	16	\$20,334	7	\$21,961	1	\$19,600	7	\$21,670	7	\$15,482
Northern Nevada	0	\$0	0	\$0	0	\$0	1	\$10,309	8	\$13,843
Renown Regional	2	\$10,040	0	\$0	0	\$0	12	\$7,270	5	\$10,736
Renown S. Meadows	1	\$6,420	0	\$0	0	\$0	0	\$0	0	\$0
Saint Mary's	0	\$0	2	\$18,923	117	\$18,135	362	\$18,026	510	\$20,530
Sierra Surgery	22	\$9,758	27	\$10,260	1,045	\$11,400	1,042	\$11,256	249	\$11,216
Total	41	\$13,818	36	\$13,017	1,163	\$12,085	1,424	\$12,994	779	\$17,376
Rural										
Battle Mountain	0	\$0	0	\$0	0	\$0	0	\$0	0	\$0
Boulder City	0	\$0	0	\$0	0	\$0	0	\$0	0	\$0
Carson Valley	0	\$0	0	\$0	0	\$0	13	\$6,089	13	\$6,154
Churchill	0	\$0	0	\$0	0	\$0	39	\$3,988	58	\$3,799
Desert View	0	\$0	0	\$0	0	\$0	0	\$0	0	\$0
Grover C. Dils	0	\$0	0	\$0	0	\$0	0	\$0	0	\$0
Humboldt	0	\$0	0	\$0	0	\$0	16	\$3,695	6	\$3,619
Incline Village	0	\$0	0	\$0	0	\$0	0	\$0	0	\$0
Mesa View	0	\$0	34	\$10,155	28	\$12,252	24	\$11,026	41	\$11,906
Mount Grant	0	\$0	0	\$0	0	\$0	0	\$0	0	\$0
Northeastern	0	\$0	0	\$0	0	\$0	5	\$3,005	16	\$3,732
Nye	0	\$0	0	\$0	0	\$0	0	\$0	0	\$0
Pershing	0	\$0	0	\$0	0	\$0	0	\$0	0	\$0
South Lyon	0	\$0	0	\$0	0	\$0	0	\$0	0	\$0
William Bee Ririe	6	\$10,068	2	\$6,117	2	\$4,399	3	\$11,372	5	\$14,025
Total	6	\$10,068	36	\$9,931	30	\$11,728	100	\$6,076	139	\$6,763
All Counties	1,612	\$14,252	1,726	\$15,735	2,818	\$15,664	3,720	\$16,087	1,418	\$15,402

Echocardiography (00081)

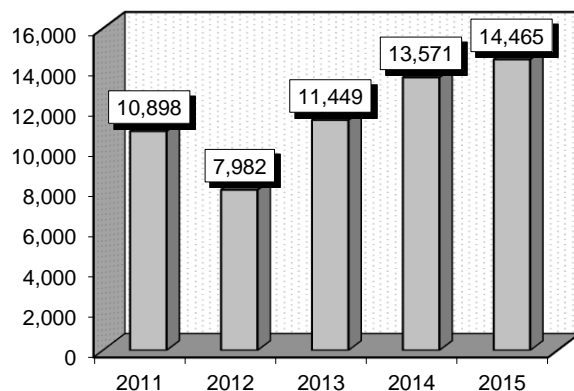
Diagnoses: that frequently accompanied Echocardiography were: 1) Unspecified essential hypertension (4019), 2) Mitral valve disorders (4240), 3) Cardiomegaly (4293), 4) Diseases of tricuspid valve (3970), 5) Atrial fibrillation (42731), 6) Chest pain, unspecified (78650), 7) Aortic valve disorders (4241), 8) Shortness of breath (78605), 9) Palpitations (7851), 10) Atherosclerosis of aorta (4400), 11) Congestive heart failure, unspecified (4280).

Definitions: **Hypertension:** High blood pressure. **Mitral valve:** A valve of the heart, composed of two triangular flaps, that is located between the left atrium and left ventricle and regulates blood flow between these chambers. **Cardiomegaly:** Abnormal enlargement of the heart from either hypertrophy or dilatation. **Tricuspid valve:** The three-segmented valve of the heart that keeps blood in the right ventricle from flowing back into the right atrium. **Aortic valve:** The semilunar valve separating the aorta from the left ventricle that prevents blood from flowing back into the left ventricle. **Palpitations:** A sensation in which a person is aware of an irregular, hard, or rapid heartbeat.

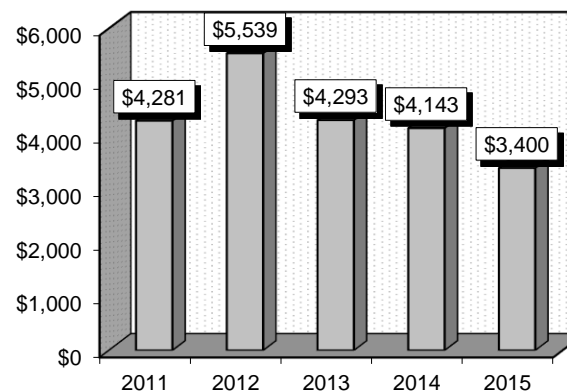
Atherosclerosis: The build up of a waxy plaque on the inside of blood vessels.

Gender	2011		2012		2013		2014		2015	
	Cases	Avg Bill	Cases	Avg Bill	Cases	Avg Bill	Cases	Avg Bill	Cases	Avg Bill
Male	5,234	\$4,620	3,905	\$5,835	5,641	\$4,264	6,503	\$4,373	6,978	\$3,611
Female	5,664	\$3,967	4,077	\$5,254	5,808	\$4,321	7,068	\$3,932	7,487	\$3,203
Age Group	2011		2012		2013		2014		2015	
	Cases	Avg Bill	Cases	Avg Bill	Cases	Avg Bill	Cases	Avg Bill	Cases	Avg Bill
0-17	169	\$21,215	229	\$25,228	212	\$30,242	189	\$38,681	129	\$16,867
18-35	648	\$4,351	520	\$4,962	745	\$3,779	852	\$4,025	876	\$3,192
36-49	1,238	\$3,896	1,067	\$4,324	1,345	\$4,083	1,479	\$4,187	1,487	\$3,820
50-64	2,942	\$4,037	2,478	\$4,704	3,478	\$3,674	3,761	\$3,548	3,907	\$3,456
65+	5,901	\$3,990	3,688	\$5,309	5,669	\$3,820	7,290	\$3,559	8,066	\$3,102
Total	10,898	\$4,281	7,982	\$5,539	11,449	\$4,293	13,571	\$4,143	14,465	\$3,400

Patient Discharges



Average Billed Charges



County / Hospital	2011		2012		2013		2014		2015	
	Cases	Avg Bill	Cases	Avg Bill	Cases	Avg Bill	Cases	Avg Bill	Cases	Avg Bill
Clark										
Centennial Hills	70	\$6,385	43	\$6,795	38	\$7,176	42	\$8,246	36	\$9,202
Desert Springs	137	\$8,109	94	\$6,786	90	\$7,131	96	\$8,361	110	\$11,744
Mountain View	60	\$11,660	88	\$13,440	124	\$13,942	160	\$13,679	201	\$8,607
North Vista	17	\$8,908	26	\$6,835	14	\$7,483	20	\$5,806	6	\$4,486
Southern Hills	30	\$2,896	44	\$2,495	58	\$4,682	57	\$6,200	56	\$4,302
Spring Valley	39	\$7,404	32	\$7,720	56	\$7,092	55	\$8,378	62	\$9,570
St. Rose-Rose de Lima	33	\$8,384	44	\$7,168	38	\$9,504	49	\$43,314	32	\$23,585
St. Rose-San Martin	157	\$13,392	178	\$14,594	98	\$15,444	96	\$13,043	95	\$12,329
St. Rose-Siena	269	\$10,215	286	\$13,650	263	\$19,097	239	\$16,286	174	\$19,032
Summerlin	180	\$6,122	154	\$6,753	115	\$7,007	148	\$8,427	192	\$17,386
Sunrise	234	\$27,247	371	\$28,815	302	\$32,055	416	\$35,179	270	\$21,117
UMC	906	\$3,594	853	\$3,924	1,144	\$4,397	440	\$4,846	256	\$6,763
Valley	56	\$7,881	58	\$7,827	31	\$8,842	30	\$7,962	30	\$8,798
Total	2,188	\$8,723	2,271	\$11,008	2,371	\$11,010	1,848	\$16,119	1,520	\$13,478
Washoe										
Carson Tahoe	85	\$3,358	130	\$2,510	74	\$6,037	55	\$4,688	1,070	\$1,357
Northern Nevada	594	\$2,422	255	\$2,690	1,017	\$1,888	1,188	\$1,661	1,160	\$1,958
Renown Regional	3,372	\$3,609	1,251	\$3,907	3,350	\$1,983	4,692	\$1,927	4,003	\$2,030
Renown S. Meadows	701	\$3,512	60	\$3,861	351	\$1,721	829	\$1,675	1,137	\$1,871
Saint Mary's	1,798	\$2,539	1,967	\$2,586	2,603	\$2,105	3,335	\$1,788	3,564	\$1,789
Sierra Surgery	0	\$0	0	\$0	0	\$0	0	\$0	0	\$0
Total	6,550	\$3,194	3,663	\$3,063	7,395	\$2,041	10,099	\$1,844	10,934	\$1,861
Rural										
Battle Mountain	0	\$0	0	\$0	0	\$0	0	\$0	0	\$0
Boulder City	23	\$1,465	11	\$1,515	19	\$3,909	0	\$0	6	\$2,934
Carson Valley	215	\$3,047	154	\$2,762	183	\$2,868	219	\$2,833	495	\$2,738
Churchill	338	\$2,543	394	\$2,559	366	\$2,663	423	\$2,670	447	\$2,760
Desert View	473	\$5,403	605	\$7,279	450	\$10,182	472	\$10,392	381	\$11,042
Grover C. Dils	9	\$1,583	16	\$1,602	21	\$2,062	17	\$1,509	7	\$1,550
Humboldt	266	\$2,445	265	\$2,831	240	\$2,599	167	\$2,502	186	\$2,473
Incline Village	0	\$0	0	\$0	0	\$0	0	\$0	0	\$0
Mesa View	174	\$1,533	165	\$1,748	129	\$1,742	204	\$1,792	348	\$1,733
Mount Grant	0	\$0	0	\$0	0	\$0	0	\$0	0	\$0
Northeastern	280	\$2,604	196	\$2,662	178	\$2,787	122	\$2,889	141	\$3,164
Nye	356	\$2,375	242	\$2,276	95	\$4,278	0	\$0	0	\$0
Pershing	26	\$1,134	0	\$0	2	\$796	0	\$0	0	\$0
South Lyon	0	\$0	0	\$0	0	\$0	0	\$0	0	\$0
William Bee Ririe	0	\$0	0	\$0	0	\$0	0	\$0	0	\$0
Total	2,160	\$3,074	2,048	\$3,902	1,683	\$4,725	1,624	\$4,813	2,011	\$4,144
All Counties	10,898	\$4,281	7,982	\$5,539	11,449	\$4,293	13,571	\$4,143	14,465	\$3,400

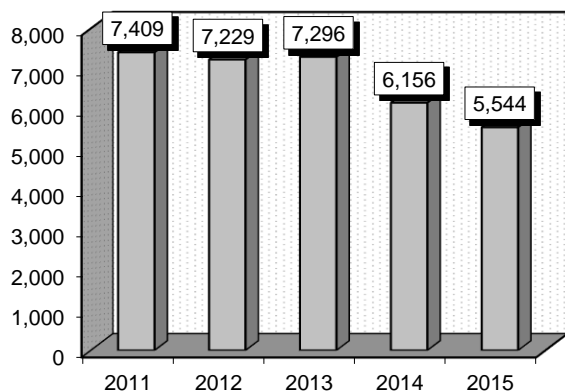
Diagnostic Upper GI Endoscopy Or Intubation (00134)

Diagnoses: that frequently accompanied Diagnostic Upper GI Endoscopy Or Intubation were: 1) Atrophic gastritis, without mention of hemorrhage (53510), 2) Internal hemorrhoids without mention of complication (4550), 3) Diaphragmatic hernia without mention of obstruction or gangrene (5533), 4) Esophageal reflux (53081), 5) Diverticulosis of colon (without mention of hemorrhage) (56210), 6) Other esophagitis (53019), 7) Benign neoplasm of colon (2113), 8) Helicobacter pylori [H. pylori] (04186).

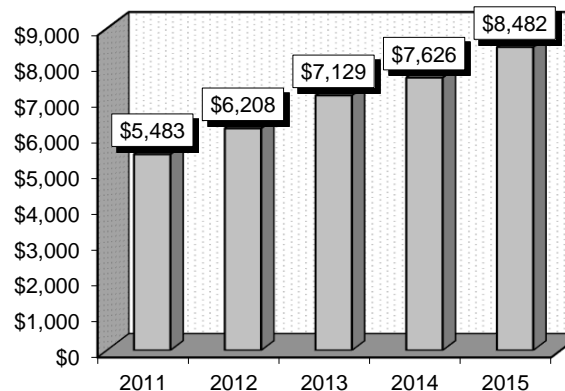
Definitions: **Atrophic gastritis:** A process of chronic inflammation of the stomach mucosa, leading to loss of gastric glandular cells and their eventual replacement by intestinal and fibrous tissues. **Diaphragmatic hernia:** Protrusion of some of the contents of the abdomen through an opening in the diaphragm and into the chest cavity. **Diverticulosis:** The presence of diverticula in the absence of inflammation. **Esophagitis:** Inflammation of the esophagus.

Gender	2011		2012		2013		2014		2015	
	Cases	Avg Bill	Cases	Avg Bill	Cases	Avg Bill	Cases	Avg Bill	Cases	Avg Bill
Male	3,041	\$5,467	2,901	\$6,276	2,867	\$7,142	2,428	\$7,632	2,160	\$8,458
Female	4,368	\$5,494	4,328	\$6,162	4,429	\$7,121	3,728	\$7,622	3,384	\$8,497
Age Group	2011		2012		2013		2014		2015	
	Cases	Avg Bill	Cases	Avg Bill	Cases	Avg Bill	Cases	Avg Bill	Cases	Avg Bill
0-17	475	\$7,018	543	\$7,273	527	\$8,241	569	\$8,365	576	\$9,168
18-35	785	\$5,430	772	\$6,140	682	\$6,895	641	\$7,373	524	\$8,320
36-49	1,401	\$5,321	1,258	\$6,038	1,319	\$7,176	1,128	\$7,647	861	\$8,401
50-64	2,303	\$5,366	2,212	\$6,113	2,257	\$7,070	1,828	\$7,535	1,605	\$8,529
65+	2,445	\$5,405	2,444	\$6,166	2,511	\$6,988	1,990	\$7,568	1,978	\$8,321
Total	7,409	\$5,483	7,229	\$6,208	7,296	\$7,129	6,156	\$7,626	5,544	\$8,482

Patient Discharges



Average Billed Charges



County / Hospital	2011		2012		2013		2014		2015	
	Cases	Avg Bill	Cases	Avg Bill	Cases	Avg Bill	Cases	Avg Bill	Cases	Avg Bill
Clark										
Centennial Hills	419	\$6,039	471	\$7,558	388	\$9,500	536	\$10,354	517	\$11,121
Desert Springs	1,123	\$5,320	876	\$6,277	1,359	\$7,810	1,284	\$8,286	845	\$8,817
Mountain View	0	\$0	0	\$0	0	\$0	0	\$0	575	\$8,756
North Vista	0	\$0	1	\$11,575	4	\$9,805	241	\$7,819	113	\$8,348
Southern Hills	0	\$0	0	\$0	0	\$0	0	\$0	404	\$9,399
Spring Valley	750	\$5,389	643	\$8,022	605	\$10,048	403	\$9,023	180	\$9,222
St. Rose-Rose de Lima	391	\$5,366	354	\$5,802	277	\$6,233	230	\$5,837	157	\$6,774
St. Rose-San Martin	729	\$5,254	823	\$5,651	615	\$5,933	428	\$7,109	230	\$7,731
St. Rose-Siena	642	\$4,063	630	\$4,526	676	\$5,273	707	\$5,784	557	\$6,039
Summerlin	1,958	\$5,937	2,191	\$6,155	1,839	\$7,068	1,502	\$7,565	958	\$8,070
Sunrise	0	\$0	0	\$0	0	\$0	0	\$0	372	\$9,326
UMC	2	\$7,831	2	\$3,663	655	\$5,549	1	\$33,454	8	\$8,004
Valley	732	\$5,062	628	\$5,371	484	\$6,522	551	\$6,545	389	\$8,050
Total	6,746	\$5,400	6,619	\$6,141	6,902	\$7,121	5,883	\$7,681	5,305	\$8,527
Washoe										
Carson Tahoe	56	\$6,916	38	\$7,623	31	\$9,595	21	\$5,927	22	\$6,808
Northern Nevada	58	\$4,142	16	\$5,451	0	\$0	0	\$0	0	\$0
Renown Regional	26	\$4,261	29	\$4,873	17	\$5,656	17	\$4,967	21	\$7,314
Renown S. Meadows	144	\$7,672	120	\$7,889	108	\$7,559	96	\$8,393	94	\$9,578
Saint Mary's	239	\$8,300	245	\$9,003	126	\$9,403	0	\$0	0	\$0
Sierra Surgery	0	\$0	0	\$0	0	\$0	0	\$0	0	\$0
Total	523	\$7,317	448	\$8,193	282	\$8,492	134	\$7,572	137	\$8,787
Rural										
Battle Mountain	9	\$1,821	5	\$1,923	0	\$0	0	\$0	0	\$0
Boulder City	0	\$0	0	\$0	0	\$0	0	\$0	0	\$0
Carson Valley	0	\$0	0	\$0	1	\$2,780	0	\$0	0	\$0
Churchill	1	\$152	7	\$1,154	0	\$0	4	\$411	3	\$560
Desert View	0	\$0	1	\$8,764	0	\$0	1	\$41,145	0	\$0
Grover C. Dils	0	\$0	0	\$0	0	\$0	0	\$0	0	\$0
Humboldt	44	\$1,841	28	\$1,664	0	\$0	0	\$0	0	\$0
Incline Village	0	\$0	0	\$0	0	\$0	0	\$0	0	\$0
Mesa View	0	\$0	51	\$5,188	39	\$5,383	51	\$7,007	9	\$5,785
Mount Grant	48	\$2,880	50	\$2,863	42	\$2,948	38	\$2,763	23	\$3,680
Northeastern	0	\$0	0	\$0	0	\$0	0	\$0	1	\$3,229
Nye	7	\$2,581	8	\$3,406	0	\$0	0	\$0	0	\$0
Pershing	0	\$0	0	\$0	0	\$0	0	\$0	0	\$0
South Lyon	0	\$0	0	\$0	0	\$0	0	\$0	0	\$0
William Bee Ririe	31	\$3,647	12	\$4,060	30	\$4,561	45	\$5,326	66	\$6,676
Total	140	\$2,621	162	\$3,437	112	\$4,227	139	\$5,358	102	\$5,708
All Counties	7,409	\$5,483	7,229	\$6,208	7,296	\$7,129	6,156	\$7,626	5,544	\$8,482

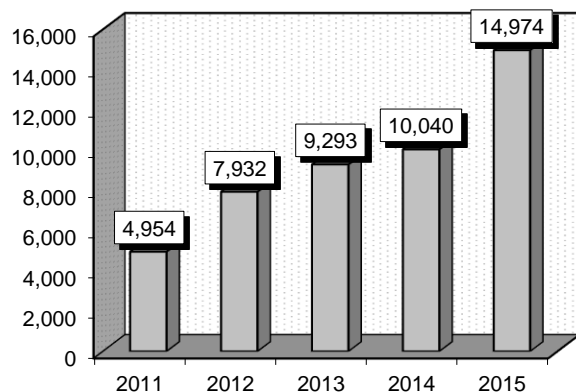
Level I Fetal Procedures (00191)

Diagnoses: that frequently accompanied Level I Fetal Procedures were: 1) Threatened premature labor, antepartum condition or complication (64403), 2) Decreased fetal movements, affecting management of mother, antepartum condition or complication (65573), 3) Abdominal pain, unspecified site (78900), 4) Premature rupture of membranes, antepartum condition or complication (65813), 5) Spotting complicating pregnancy, antepartum condition or complication (64953), 6) Abnormal glucose tolerance of mother, antepartum condition or complication (64883), 7) Leukorrhea, not specified as infective (6235), 8) Unspecified antepartum hemorrhage, antepartum condition or complication (64193).

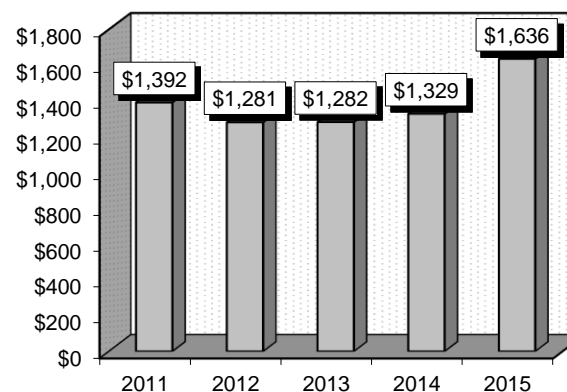
Definitions: **LEVEL:** Type of evidence used in the selection of certain courses of treatment. I - Randomized controlled trials, II - case-control studies, III - opinions of expert panels. **Antepartum:** Occurring in the period before childbirth. **Leukorrhea:** A white to yellow viscid discharge from the vagina or uterine cavity, which may be a symptom of a disorder either in the reproductive organs or elsewhere in the body. **Hemorrhage:** An escape of blood from the blood vessels, especially when excessive.

Gender	2011		2012		2013		2014		2015	
	Cases	Avg Bill	Cases	Avg Bill	Cases	Avg Bill	Cases	Avg Bill	Cases	Avg Bill
Male	0	\$0	0	\$0	1	\$443	0	\$0	0	\$0
Female	4,954	\$1,392	7,932	\$1,281	9,292	\$1,282	10,040	\$1,329	14,974	\$1,636
Age Group	2011		2012		2013		2014		2015	
	Cases	Avg Bill	Cases	Avg Bill	Cases	Avg Bill	Cases	Avg Bill	Cases	Avg Bill
0-17	190	\$1,530	245	\$1,408	258	\$1,309	213	\$1,141	307	\$1,338
18-35	4,285	\$1,385	6,912	\$1,268	8,199	\$1,283	8,881	\$1,328	13,128	\$1,624
36-49	479	\$1,401	775	\$1,355	835	\$1,271	945	\$1,377	1,538	\$1,795
50-64	0	\$0	0	\$0	1	\$443	1	\$1,198	1	\$438
65+	0	\$0	0	\$0	0	\$0	0	\$0	0	\$0
Total	4,954	\$1,392	7,932	\$1,281	9,293	\$1,282	10,040	\$1,329	14,974	\$1,636

Patient Discharges



Average Billed Charges



County / Hospital	2011		2012		2013		2014		2015	
	Cases	Avg Bill	Cases	Avg Bill	Cases	Avg Bill	Cases	Avg Bill	Cases	Avg Bill
Clark										
Centennial Hills	66	\$1,558	57	\$1,610	34	\$1,543	496	\$1,847	1,305	\$2,010
Desert Springs	0	\$0	0	\$0	0	\$0	0	\$0	0	\$0
Mountain View	25	\$656	63	\$685	69	\$774	59	\$729	77	\$1,018
North Vista	0	\$0	0	\$0	0	\$0	0	\$0	0	\$0
Southern Hills	78	\$550	57	\$724	53	\$816	23	\$815	16	\$992
Spring Valley	57	\$1,188	650	\$1,769	1,396	\$1,765	2,179	\$1,938	1,745	\$2,073
St. Rose-Rose de Lima	0	\$0	0	\$0	0	\$0	0	\$0	0	\$0
St. Rose-San Martin	0	\$0	3	\$3,169	0	\$0	0	\$0	505	\$1,599
St. Rose-Siena	0	\$0	0	\$0	2	\$4,353	0	\$0	1,951	\$1,658
Summerlin	76	\$1,265	87	\$1,190	136	\$1,491	416	\$2,051	2,521	\$2,191
Sunrise	17	\$2,689	23	\$613	18	\$399	6	\$3,472	1	\$555
UMC	1,781	\$1,061	1,822	\$1,173	1,933	\$1,082	1,902	\$1,280	1,986	\$1,872
Valley	2,054	\$1,847	1,617	\$2,019	1,549	\$2,126	406	\$2,347	0	\$0
Total	4,154	\$1,458	4,379	\$1,566	5,190	\$1,583	5,487	\$1,724	10,107	\$1,941
Washoe										
Carson Tahoe	151	\$1,194	135	\$1,432	304	\$594	325	\$478	357	\$445
Northern Nevada	0	\$0	0	\$0	0	\$0	0	\$0	0	\$0
Renown Regional	130	\$1,012	2,867	\$830	3,355	\$851	3,363	\$841	2,631	\$868
Renown S. Meadows	0	\$0	0	\$0	0	\$0	0	\$0	0	\$0
Saint Mary's	99	\$974	75	\$1,563	75	\$1,343	475	\$1,056	1,654	\$1,240
Sierra Surgery	0	\$0	0	\$0	0	\$0	0	\$0	0	\$0
Total	380	\$1,074	3,077	\$874	3,734	\$840	4,163	\$837	4,642	\$968
Rural										
Battle Mountain	0	\$0	0	\$0	0	\$0	0	\$0	0	\$0
Boulder City	0	\$0	0	\$0	0	\$0	0	\$0	0	\$0
Carson Valley	0	\$0	0	\$0	0	\$0	0	\$0	0	\$0
Churchill	226	\$454	218	\$389	125	\$441	166	\$533	73	\$511
Desert View	0	\$0	0	\$0	0	\$0	0	\$0	0	\$0
Grover C. Dils	0	\$0	0	\$0	0	\$0	0	\$0	0	\$0
Humboldt	37	\$192	15	\$301	2	\$168	1	\$168	0	\$0
Incline Village	0	\$0	0	\$0	0	\$0	0	\$0	0	\$0
Mesa View	73	\$1,705	111	\$1,564	61	\$1,389	58	\$1,348	27	\$1,539
Mount Grant	0	\$0	0	\$0	0	\$0	0	\$0	0	\$0
Northeastern	84	\$2,351	110	\$2,885	101	\$2,943	104	\$1,288	45	\$3,324
Nye	0	\$0	0	\$0	0	\$0	0	\$0	0	\$0
Pershing	0	\$0	0	\$0	0	\$0	0	\$0	0	\$0
South Lyon	0	\$0	0	\$0	0	\$0	0	\$0	0	\$0
William Bee Ririe	0	\$0	22	\$1,615	80	\$1,590	61	\$1,483	80	\$1,967
Total	420	\$1,028	476	\$1,294	369	\$1,530	390	\$1,003	225	\$1,715
All Counties	4,954	\$1,392	7,932	\$1,281	9,293	\$1,282	10,040	\$1,329	14,974	\$1,636

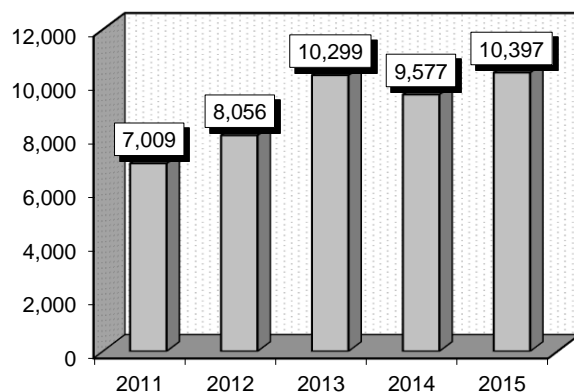
Physical Therapy (00271)

Diagnoses: that frequently accompanied Physical Therapy were: 1) Lumbago (7242), 2) Pain in joint, shoulder region (71941), 3) Backache, unspecified (7245), 4) Cervicalgia (7231), 5) Pain in joint, lower leg (71946), 6) Pain in joint, pelvic region and thigh (71945), 7) Knee joint replacement (V4365), 8) Sciatica (7243), 9) Rotator cuff (capsule) sprain (8404), 10) Degeneration of lumbar or lumbosacral intervertebral disc (72252).

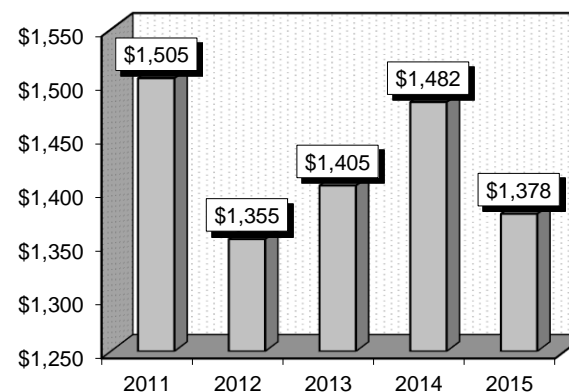
Definitions: **Lumbago:** An older, non-medical term used to describe lower back pain or back pain in general. **Cervicalgia:** Neck pain. **Sciatica:** Pain in lower back and hip radiating down back of thigh into leg, due to herniated lumbar discs compressing a nerve root, most commonly L5 or S1. **Lumbosacral:** Of or relating to or near the small of the back and the back part of the pelvis between the hips.

Gender	2011		2012		2013		2014		2015	
	Cases	Avg Bill	Cases	Avg Bill	Cases	Avg Bill	Cases	Avg Bill	Cases	Avg Bill
Male	2,768	\$1,420	3,330	\$1,394	4,132	\$1,502	4,115	\$1,580	4,370	\$1,413
Female	4,241	\$1,560	4,726	\$1,327	6,167	\$1,339	5,462	\$1,408	6,027	\$1,353
Age Group	2011		2012		2013		2014		2015	
	Cases	Avg Bill	Cases	Avg Bill	Cases	Avg Bill	Cases	Avg Bill	Cases	Avg Bill
0-17	768	\$1,354	857	\$1,308	1,118	\$1,809	1,241	\$1,690	1,543	\$1,699
18-35	709	\$1,352	796	\$1,138	727	\$1,380	829	\$1,214	1,005	\$1,068
36-49	1,157	\$1,505	1,028	\$1,246	1,433	\$1,169	1,391	\$1,172	1,280	\$1,220
50-64	2,022	\$1,579	2,168	\$1,328	2,757	\$1,390	2,605	\$1,367	2,625	\$1,288
65+	2,353	\$1,536	3,207	\$1,474	4,264	\$1,391	3,511	\$1,681	3,944	\$1,443
Total	7,009	\$1,505	8,056	\$1,355	10,299	\$1,405	9,577	\$1,482	10,397	\$1,378

Patient Discharges



Average Billed Charges



County / Hospital	2011		2012		2013		2014		2015	
	Cases	Avg Bill	Cases	Avg Bill	Cases	Avg Bill	Cases	Avg Bill	Cases	Avg Bill
Clark										
Centennial Hills	0	\$0	0	\$0	1	\$11,536	24	\$7,752	39	\$11,700
Desert Springs	2	\$16,660	0	\$0	1	\$6,884	0	\$0	1	\$1,628
Mountain View	359	\$2,749	464	\$2,851	538	\$3,180	550	\$2,990	551	\$3,316
North Vista	0	\$0	1	\$15,643	0	\$0	1	\$1,427	0	\$0
Southern Hills	66	\$1,934	69	\$1,633	57	\$3,513	80	\$4,914	14	\$2,131
Spring Valley	1	\$7,307	1	\$14,113	0	\$0	0	\$0	0	\$0
St. Rose-Rose de Lima	531	\$2,552	14	\$4,723	2	\$14,571	0	\$0	0	\$0
St. Rose-San Martin	212	\$3,517	4	\$6,255	6	\$9,697	11	\$5,427	9	\$6,761
St. Rose-Siena	1	\$741	8	\$1,822	0	\$0	2	\$52,692	0	\$0
Summerlin	60	\$11,241	28	\$11,730	24	\$12,886	58	\$9,616	51	\$10,582
Sunrise	460	\$2,363	507	\$2,729	751	\$2,283	844	\$2,696	1,139	\$1,999
UMC	30	\$1,339	0	\$0	3	\$13,761	0	\$0	38	\$1,993
Valley	1	\$2,351	3	\$17,734	0	\$0	1	\$4,560	0	\$0
Total	1,723	\$2,937	1,099	\$3,036	1,383	\$2,952	1,571	\$3,328	1,842	\$2,860
Washoe										
Carson Tahoe	9	\$3,970	18	\$2,028	16	\$3,079	10	\$6,355	4	\$2,134
Northern Nevada	1	\$2,375	7	\$2,125	31	\$2,592	18	\$3,494	3	\$7,134
Renown Regional	327	\$1,280	775	\$1,335	723	\$1,205	298	\$1,621	235	\$1,641
Renown S. Meadows	981	\$1,621	1,489	\$1,730	1,515	\$1,734	1,250	\$1,521	1,277	\$1,420
Saint Mary's	18	\$3,010	14	\$5,627	21	\$1,554	46	\$1,510	13	\$1,726
Sierra Surgery	0	\$0	0	\$0	1	\$1,464	0	\$0	0	\$0
Total	1,336	\$1,573	2,303	\$1,624	2,307	\$1,587	1,622	\$1,591	1,532	\$1,469
Rural										
Battle Mountain	468	\$740	532	\$815	354	\$761	210	\$1,635	134	\$1,666
Boulder City	429	\$1,431	524	\$1,821	649	\$2,746	270	\$3,987	233	\$3,416
Carson Valley	3	\$421	3	\$349	1,124	\$725	1,778	\$799	2,226	\$832
Churchill	10	\$1,151	3	\$796	1	\$1,544	1	\$1,799	0	\$0
Desert View	84	\$2,564	64	\$2,879	35	\$4,298	80	\$2,874	100	\$2,997
Grover C. Dils	2	\$3,437	1	\$1,682	1	\$306	0	\$0	2	\$3,922
Humboldt	10	\$229	2	\$3,642	0	\$0	0	\$0	1	\$618
Incline Village	765	\$563	918	\$593	1,596	\$1,283	1,891	\$929	1,633	\$953
Mesa View	0	\$0	1	\$2,237	0	\$0	0	\$0	0	\$0
Mount Grant	10	\$1,797	24	\$1,860	3	\$764	23	\$1,612	23	\$7,213
Northeastern	341	\$1,456	40	\$2,350	6	\$3,660	4	\$2,463	9	\$5,498
Nye	1	\$649	79	\$1,046	15	\$37	0	\$0	0	\$0
Pershing	843	\$405	1,389	\$287	2,032	\$309	1,312	\$282	1,801	\$323
South Lyon	217	\$563	260	\$597	155	\$934	163	\$1,098	170	\$1,575
William Bee Ririe	767	\$1,013	814	\$1,142	638	\$1,343	652	\$1,477	691	\$1,462
Total	3,950	\$857	4,654	\$824	6,609	\$1,017	6,384	\$1,001	7,023	\$970
All Counties	7,009	\$1,505	8,056	\$1,355	10,299	\$1,405	9,577	\$1,482	10,397	\$1,378

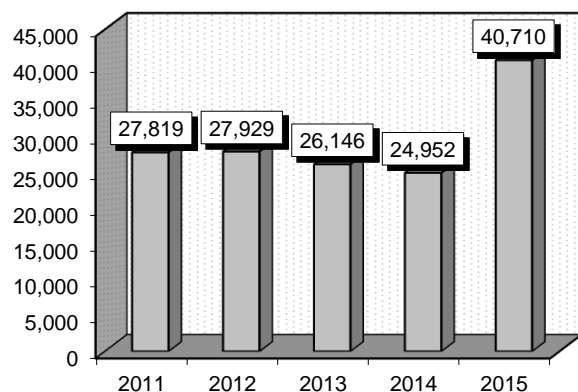
Mammography (00286)

Diagnoses: that frequently accompanied Mammography were: 1) Other (abnormal) findings on radiological examination of breast (79389), 2) Personal history of malignant neoplasm of breast (V103), 3) Lump or mass in breast (61172), 4) Mammographic microcalcification (79381), 5) Breast replacement (V4382), 6) Malignant neoplasm of breast (female), unspecified (1749), 7) Mastodynia (61171), 8) Diffuse cystic mastopathy (6101).

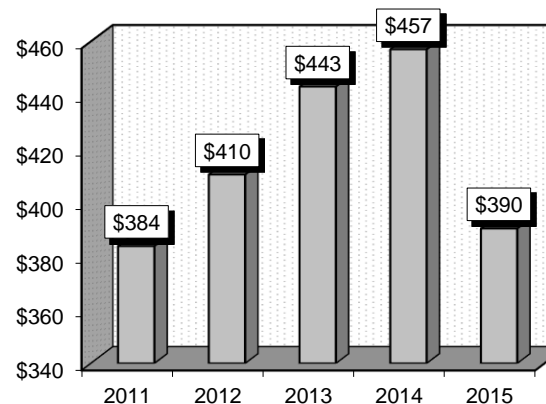
Definitions: **Neoplasm:** An abnormal tissue that grows by cellular proliferation more rapidly than normal and continues to grow after the stimuli that initiated the new growth cease. Neoplasms show partial or complete lack of structural organization and functional coordination with the normal tissue, and usually form a distinct mass of tissue that may be either benign (benign tumor) or malignant (cancer). **Microcalcification:** A tiny abnormal deposit of calcium salts especially in the breast that in the human female is often an indicator of breast cancer. **Mastodynia:** Pain in the breast. **Mastopathy:** Any disease of the breasts.

Gender	2011		2012		2013		2014		2015	
	Cases	Avg Bill	Cases	Avg Bill	Cases	Avg Bill	Cases	Avg Bill	Cases	Avg Bill
Male	78	\$333	53	\$462	55	\$466	53	\$467	72	\$430
Female	27,741	\$384	27,876	\$410	26,091	\$443	24,899	\$457	40,638	\$390
Age Group	2011		2012		2013		2014		2015	
	Cases	Avg Bill	Cases	Avg Bill	Cases	Avg Bill	Cases	Avg Bill	Cases	Avg Bill
0-17	0	\$0	0	\$0	0	\$0	2	\$409	0	\$0
18-35	149	\$380	143	\$421	133	\$501	103	\$501	130	\$447
36-49	6,369	\$377	6,281	\$404	5,524	\$428	5,043	\$432	7,222	\$378
50-64	12,003	\$397	11,795	\$421	11,177	\$449	10,736	\$457	17,157	\$387
65+	9,298	\$371	9,710	\$401	9,312	\$444	9,068	\$470	16,201	\$399
Total	27,819	\$384	27,929	\$410	26,146	\$443	24,952	\$457	40,710	\$390

Patient Discharges



Average Billed Charges



County / Hospital	2011		2012		2013		2014		2015	
	Cases	Avg Bill	Cases	Avg Bill	Cases	Avg Bill	Cases	Avg Bill	Cases	Avg Bill
Clark										
Centennial Hills	402	\$596	324	\$669	306	\$692	253	\$728	168	\$782
Desert Springs	0	\$0	0	\$0	0	\$0	0	\$0	0	\$0
Mountain View	1,528	\$456	1,386	\$514	1,284	\$557	1,089	\$609	930	\$666
North Vista	97	\$403	47	\$737	0	\$0	0	\$0	0	\$0
Southern Hills	294	\$328	284	\$342	295	\$345	257	\$431	216	\$436
Spring Valley	148	\$1,408	144	\$1,588	125	\$1,601	93	\$1,690	75	\$1,806
St. Rose-Rose de Lima	448	\$587	351	\$648	402	\$688	290	\$734	217	\$730
St. Rose-San Martin	198	\$561	195	\$647	312	\$671	263	\$718	191	\$686
St. Rose-Siena	490	\$460	388	\$500	457	\$530	359	\$600	280	\$548
Summerlin	693	\$670	716	\$924	792	\$940	722	\$1,037	646	\$1,127
Sunrise	2,838	\$532	2,937	\$580	3,003	\$641	2,483	\$705	2,254	\$776
UMC	0	\$0	0	\$0	0	\$0	0	\$0	0	\$0
Valley	79	\$460	47	\$578	0	\$0	0	\$0	0	\$0
Total	7,215	\$539	6,819	\$620	6,976	\$663	5,809	\$728	4,977	\$784
Washoe										
Carson Tahoe	1,833	\$256	2,026	\$266	2,067	\$288	2,175	\$286	6,731	\$259
Northern Nevada	2,634	\$243	2,392	\$265	2,196	\$263	2,320	\$283	2,000	\$321
Renown Regional	0	\$0	0	\$0	0	\$0	0	\$0	12,223	\$289
Renown S. Meadows	0	\$0	0	\$0	0	\$0	0	\$0	0	\$0
Saint Mary's	7,155	\$492	6,597	\$504	6,174	\$497	5,560	\$506	5,052	\$504
Sierra Surgery	2,167	\$199	2,561	\$232	1	\$203	0	\$0	0	\$0
Total	13,789	\$367	13,576	\$375	10,438	\$406	10,055	\$407	26,006	\$325
Rural										
Battle Mountain	0	\$0	0	\$0	0	\$0	0	\$0	0	\$0
Boulder City	126	\$286	66	\$239	0	\$0	0	\$0	0	\$0
Carson Valley	880	\$326	888	\$326	1,015	\$321	1,124	\$390	1,187	\$325
Churchill	1,983	\$236	1,911	\$242	1,575	\$250	1,726	\$262	1,827	\$266
Desert View	1,098	\$201	1,121	\$256	1,176	\$373	1,389	\$464	1,774	\$478
Grover C. Dils	0	\$0	0	\$0	0	\$0	0	\$0	0	\$0
Humboldt	327	\$219	523	\$343	594	\$345	475	\$331	451	\$324
Incline Village	0	\$0	0	\$0	0	\$0	0	\$0	0	\$0
Mesa View	1,207	\$357	1,363	\$374	1,247	\$390	1,202	\$404	1,267	\$416
Mount Grant	0	\$0	0	\$0	0	\$0	0	\$0	3	\$213
Northeastern	438	\$319	870	\$359	2,413	\$323	2,360	\$338	2,450	\$419
Nye	0	\$0	0	\$0	0	\$0	0	\$0	0	\$0
Pershing	0	\$0	0	\$0	0	\$0	0	\$0	0	\$0
South Lyon	321	\$65	438	\$75	345	\$73	440	\$74	388	\$83
William Bee Ririe	435	\$115	354	\$151	367	\$177	372	\$195	380	\$195
Total	6,815	\$253	7,534	\$284	8,732	\$312	9,088	\$339	9,727	\$362
All Counties	27,819	\$384	27,929	\$410	26,146	\$443	24,952	\$457	40,710	\$390

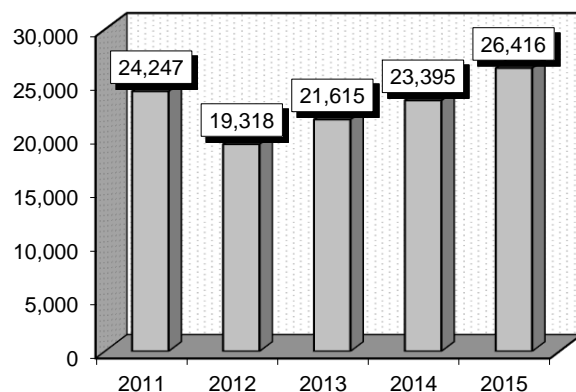
Diagnostic Ultrasound Except Obstetrical And Vascular Of Lower Extremities (00288)

Diagnoses: that frequently accompanied Diagnostic Ultrasound Except Obstetrical And Vascular Of Lower Extremities were: 1) Other and unspecified ovarian cyst (6202), 2) Nontoxic uninodular goiter (2410), 3) Occlusion and stenosis of carotid artery without mention of cerebral infarction (43310), 4) Hydronephrosis (591), 5) Calculus of gallbladder without mention of cholecystitis, without mention of obstruction (57420), 6) Leiomyoma of uterus, unspecified (2189), 7) Chronic kidney disease, Stage III (moderate) (5853), 8) Cirrhosis of liver without mention of alcohol (5715).

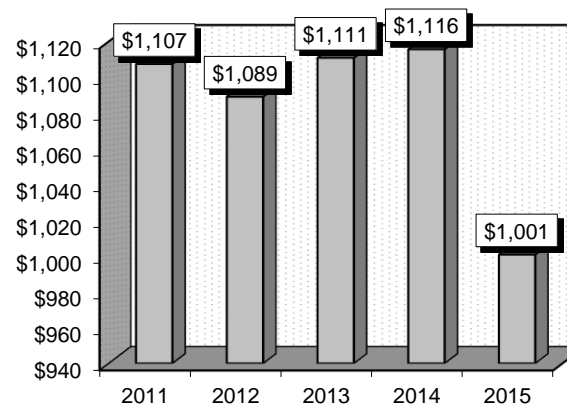
Definitions: **Goiter:** An enlarged thyroid gland, visible as a swelling at the front of the neck. **Occlusion:** The blockage or closing of a blood vessel or hollow organ. **Stenosis:** The abnormal narrowing of a passage in the body. **Hydronephrosis:** The swelling of the kidneys when urine flow is obstructed in any of part of the urinary tract. **Leiomyoma:** A benign smooth-muscle tumor occurring most commonly in the uterus, stomach, esophagus, or small intestine. **Cirrhosis:** A chronic degenerative disease in which normal liver cells are damaged and are then replaced by scar tissue.

Gender	2011		2012		2013		2014		2015	
	Cases	Avg Bill	Cases	Avg Bill	Cases	Avg Bill	Cases	Avg Bill	Cases	Avg Bill
Male	8,479	\$1,149	6,247	\$1,109	7,201	\$1,145	7,946	\$1,178	8,592	\$1,074
Female	15,768	\$1,085	13,071	\$1,080	14,414	\$1,094	15,449	\$1,084	17,824	\$966
Age Group	2011		2012		2013		2014		2015	
	Cases	Avg Bill	Cases	Avg Bill	Cases	Avg Bill	Cases	Avg Bill	Cases	Avg Bill
0-17	2,301	\$1,242	1,968	\$1,351	2,028	\$1,356	2,144	\$1,403	2,357	\$1,298
18-35	3,056	\$1,020	2,661	\$1,027	3,003	\$1,011	3,174	\$997	3,616	\$908
36-49	4,214	\$1,041	3,812	\$1,076	4,135	\$1,093	4,171	\$1,055	4,849	\$926
50-64	6,216	\$1,107	5,195	\$1,095	5,987	\$1,112	6,483	\$1,080	7,144	\$975
65+	8,460	\$1,136	5,682	\$1,030	6,462	\$1,091	7,423	\$1,149	8,450	\$1,023
Total	24,247	\$1,107	19,318	\$1,089	21,615	\$1,111	23,395	\$1,116	26,416	\$1,001

Patient Discharges



Average Billed Charges



County / Hospital	2011		2012		2013		2014		2015	
	Cases	Avg Bill	Cases	Avg Bill	Cases	Avg Bill	Cases	Avg Bill	Cases	Avg Bill
Clark										
Centennial Hills	181	\$1,932	111	\$2,032	67	\$2,164	82	\$2,233	42	\$2,306
Desert Springs	84	\$1,850	28	\$1,797	20	\$2,383	14	\$2,349	17	\$2,389
Mountain View	1,354	\$1,723	917	\$1,826	713	\$2,008	681	\$2,284	583	\$2,297
North Vista	118	\$1,208	146	\$2,123	83	\$1,523	40	\$1,285	34	\$1,194
Southern Hills	242	\$1,001	123	\$1,215	120	\$1,439	119	\$1,326	113	\$1,691
Spring Valley	60	\$1,692	45	\$2,127	43	\$2,289	38	\$2,656	31	\$2,236
St. Rose-Rose de Lima	125	\$1,812	104	\$1,492	110	\$1,472	89	\$1,728	94	\$1,695
St. Rose-San Martin	108	\$1,985	130	\$2,079	129	\$1,801	152	\$2,064	160	\$1,865
St. Rose-Siena	156	\$1,646	176	\$1,544	156	\$2,351	142	\$2,125	137	\$4,093
Summerlin	387	\$1,419	270	\$1,773	316	\$1,924	315	\$2,094	200	\$2,181
Sunrise	1,453	\$1,275	1,416	\$1,460	1,356	\$1,568	1,309	\$1,647	1,366	\$1,755
UMC	1,406	\$1,323	1,450	\$1,469	1,577	\$1,450	808	\$1,461	427	\$1,921
Valley	29	\$2,278	21	\$1,517	6	\$1,840	5	\$1,849	8	\$3,016
Total	5,703	\$1,464	4,937	\$1,602	4,696	\$1,664	3,794	\$1,807	3,212	\$2,016
Washoe										
Carson Tahoe	1,418	\$959	1,231	\$887	1,279	\$755	1,520	\$782	3,881	\$515
Northern Nevada	877	\$1,384	737	\$1,467	844	\$1,442	1,055	\$1,553	738	\$1,698
Renown Regional	2,253	\$1,374	489	\$1,414	2,554	\$1,067	3,948	\$1,049	7,490	\$768
Renown S. Meadows	855	\$1,345	81	\$1,166	845	\$985	1,143	\$985	929	\$793
Saint Mary's	5,502	\$1,114	4,187	\$1,104	4,076	\$1,088	4,689	\$1,071	3,734	\$1,121
Sierra Surgery	1,056	\$297	1,359	\$339	751	\$307	1,042	\$312	256	\$299
Total	11,961	\$1,109	8,084	\$995	10,349	\$1,005	13,397	\$1,003	17,028	\$822
Rural										
Battle Mountain	0	\$0	0	\$0	0	\$0	52	\$800	93	\$852
Boulder City	179	\$884	95	\$947	53	\$1,510	27	\$1,164	28	\$907
Carson Valley	704	\$1,284	486	\$1,278	642	\$1,158	755	\$1,183	750	\$1,245
Churchill	1,152	\$942	1,059	\$931	728	\$920	882	\$862	1,016	\$847
Desert View	1,551	\$407	1,227	\$428	1,069	\$639	1,022	\$890	927	\$883
Grover C. Dils	69	\$429	46	\$425	47	\$409	65	\$405	46	\$391
Humboldt	517	\$957	634	\$1,049	543	\$1,073	393	\$1,071	358	\$1,052
Incline Village	0	\$0	0	\$0	0	\$0	0	\$0	0	\$0
Mesa View	665	\$911	614	\$1,010	638	\$1,073	573	\$1,116	586	\$1,162
Mount Grant	191	\$524	188	\$513	150	\$575	185	\$583	124	\$563
Northeastern	644	\$912	1,083	\$837	2,059	\$854	1,854	\$867	1,791	\$959
Nye	295	\$916	225	\$713	69	\$1,209	0	\$0	0	\$0
Pershing	66	\$350	55	\$416	102	\$606	46	\$528	62	\$685
South Lyon	159	\$349	254	\$343	158	\$289	0	\$0	0	\$0
William Bee Ririe	391	\$746	331	\$870	312	\$951	350	\$984	395	\$855
Total	6,583	\$796	6,297	\$808	6,570	\$882	6,204	\$936	6,176	\$965
All Counties	24,247	\$1,107	19,318	\$1,089	21,615	\$1,111	23,395	\$1,116	26,416	\$1,001

MRI - Back (00294)

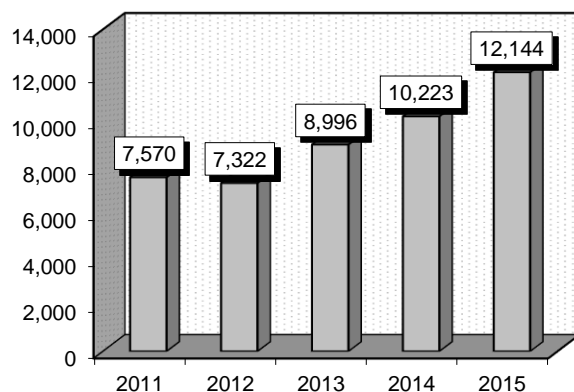
Diagnoses: that frequently accompanied MRI - Back were: 1) Lumbago (7242), 2) Cervicalgia (7231), 3) Lumbosacral spondylosis without myelopathy (7213), 4) Spinal stenosis, lumbar region, without neurogenic claudication (72402), 5) Cervical spondylosis without myelopathy (7210), 6) Disturbance of skin sensation (7820), 7) Spinal stenosis in cervical region (7230), 8) Sciatica (7243), 9) Scoliosis [and kyphoscoliosis], idiopathic (73730), 10) Spondylolisthesis (75612), 11) Neuralgia, neuritis, and radiculitis, unspecified (7292).

Definitions: **Lumbago:** An older, non-medical term used to describe lower back pain or back pain in general. **Cervicalgia:** Neck pain. **Lumbosacral:** Of or relating to or near the small of the back and the back part of the pelvis between the hips. **Stenosis:** The abnormal narrowing of a passage in the body. **Sciatica:** Pain in lower back and hip radiating down back of thigh into leg, due to herniated lumbar discs compressing a nerve root, most commonly L5 or S1. **Scoliosis:** Abnormal lateral curvature of the spine.

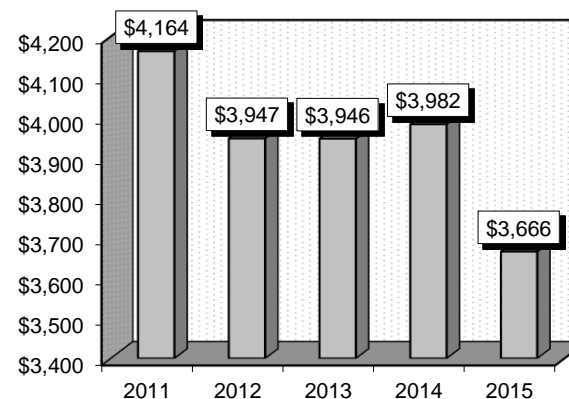
Spondylolisthesis: Forward displacement of a lumbar vertebra on the one below it and especially of the fifth lumbar vertebra on the sacrum producing pain by compression of nerve roots.

Gender	2011		2012		2013		2014		2015	
	Cases	Avg Bill	Cases	Avg Bill	Cases	Avg Bill	Cases	Avg Bill	Cases	Avg Bill
Male	3,108	\$4,088	2,995	\$3,823	3,788	\$3,866	4,296	\$3,936	5,032	\$3,678
Female	4,462	\$4,216	4,327	\$4,032	5,208	\$4,004	5,927	\$4,015	7,112	\$3,657
Age Group	2011		2012		2013		2014		2015	
	Cases	Avg Bill	Cases	Avg Bill	Cases	Avg Bill	Cases	Avg Bill	Cases	Avg Bill
0-17	141	\$6,250	163	\$6,310	194	\$6,273	183	\$6,641	184	\$6,447
18-35	717	\$4,181	732	\$4,020	866	\$3,679	1,040	\$3,818	1,151	\$3,837
36-49	1,514	\$4,150	1,472	\$3,898	1,753	\$3,871	1,907	\$3,858	2,194	\$3,711
50-64	2,412	\$4,245	2,485	\$3,982	3,040	\$4,016	3,556	\$4,072	4,261	\$3,606
65+	2,786	\$3,990	2,470	\$3,762	3,143	\$3,850	3,537	\$3,868	4,354	\$3,539
Total	7,570	\$4,164	7,322	\$3,947	8,996	\$3,946	10,223	\$3,982	12,144	\$3,666

Patient Discharges



Average Billed Charges



County / Hospital	2011		2012		2013		2014		2015	
	Cases	Avg Bill	Cases	Avg Bill	Cases	Avg Bill	Cases	Avg Bill	Cases	Avg Bill
Clark										
Centennial Hills	50	\$5,819	56	\$6,117	54	\$5,778	42	\$6,881	45	\$7,192
Desert Springs	15	\$4,607	23	\$7,614	13	\$7,499	30	\$7,451	26	\$7,286
Mountain View	195	\$4,289	190	\$4,508	190	\$5,396	174	\$5,311	169	\$5,819
North Vista	30	\$4,691	52	\$4,511	76	\$5,385	43	\$5,144	31	\$4,647
Southern Hills	55	\$4,446	33	\$4,281	25	\$6,860	52	\$5,658	47	\$5,303
Spring Valley	24	\$5,705	22	\$6,792	19	\$5,984	19	\$7,650	28	\$7,023
St. Rose-Rose de Lima	53	\$5,006	30	\$5,882	58	\$5,735	29	\$6,864	30	\$8,364
St. Rose-San Martin	25	\$5,523	30	\$5,522	24	\$7,565	24	\$6,337	25	\$9,395
St. Rose-Siena	72	\$4,996	69	\$6,118	50	\$6,397	57	\$8,391	64	\$8,766
Summerlin	70	\$5,873	55	\$6,767	57	\$7,472	59	\$8,358	61	\$8,366
Sunrise	182	\$4,489	192	\$5,330	210	\$5,065	178	\$5,657	137	\$6,404
UMC	459	\$4,309	448	\$4,810	463	\$5,189	320	\$5,293	159	\$5,841
Valley	9	\$5,825	12	\$8,042	11	\$5,115	14	\$7,313	1	\$9,530
Total	1,239	\$4,633	1,212	\$5,207	1,250	\$5,529	1,041	\$5,978	823	\$6,633
Washoe										
Carson Tahoe	363	\$3,934	364	\$3,515	342	\$3,042	409	\$3,218	2,109	\$1,433
Northern Nevada	316	\$4,633	311	\$5,253	308	\$5,111	430	\$5,852	464	\$5,978
Renown Regional	857	\$5,537	458	\$5,781	1,079	\$4,959	1,654	\$4,696	2,813	\$3,816
Renown S. Meadows	389	\$5,422	130	\$5,433	784	\$4,311	1,123	\$4,328	1,262	\$3,696
Saint Mary's	1,461	\$6,047	1,322	\$6,306	1,285	\$6,525	1,188	\$6,371	1,124	\$6,667
Sierra Surgery	634	\$837	980	\$970	1,103	\$1,110	1,329	\$1,095	349	\$1,126
Total	4,020	\$4,754	3,565	\$4,363	4,901	\$4,276	6,133	\$4,155	8,121	\$3,581
Rural										
Battle Mountain	26	\$1,997	23	\$2,160	31	\$2,341	26	\$2,508	33	\$2,844
Boulder City	42	\$2,744	45	\$2,752	32	\$4,370	7	\$3,138	10	\$4,313
Carson Valley	302	\$4,326	299	\$3,615	331	\$3,231	438	\$3,309	508	\$3,297
Churchill	425	\$3,409	384	\$3,421	284	\$3,569	284	\$3,644	348	\$3,768
Desert View	582	\$1,584	388	\$1,884	345	\$2,816	494	\$3,954	459	\$4,135
Grover C. Dils	0	\$0	0	\$0	0	\$0	0	\$0	0	\$0
Humboldt	169	\$3,593	266	\$3,597	219	\$3,895	145	\$4,061	154	\$3,849
Incline Village	0	\$0	0	\$0	0	\$0	0	\$0	0	\$0
Mesa View	202	\$2,951	209	\$3,116	221	\$3,200	250	\$3,301	235	\$3,323
Mount Grant	76	\$2,026	82	\$2,126	95	\$2,564	111	\$2,502	90	\$2,705
Northeastern	238	\$3,584	468	\$2,421	960	\$1,914	979	\$2,030	981	\$2,227
Nye	58	\$3,397	58	\$2,993	19	\$3,973	0	\$0	0	\$0
Pershing	14	\$3,218	40	\$3,054	26	\$2,580	21	\$3,199	28	\$2,771
South Lyon	34	\$1,109	143	\$1,100	133	\$1,112	121	\$1,804	126	\$2,520
William Bee Ririe	143	\$2,319	140	\$2,613	149	\$2,898	173	\$2,952	228	\$3,315
Total	2,311	\$2,885	2,545	\$2,764	2,845	\$2,682	3,049	\$2,952	3,200	\$3,117
All Counties	7,570	\$4,164	7,322	\$3,947	8,996	\$3,946	10,223	\$3,982	12,144	\$3,666

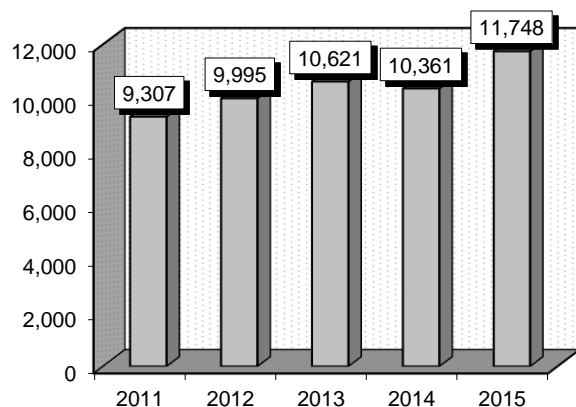
Cat Scan - Abdomen (00300)

Diagnoses: that frequently accompanied Cat Scan - Abdomen were: 1) Calculus of kidney (5920), 2) Diverticulosis of colon (without mention of hemorrhage) (56210), 3) Hematuria, unspecified (59970), 4) Cyst of kidney, acquired (5932), 5) Calculus of gallbladder without mention of cholecystitis, without mention of obstruction (57420), 6) Enlargement of lymph nodes (7856), 7) Gross hematuria (59971), 8) Malignant neoplasm of colon, unspecified site (1539), 9) Hydronephrosis (591).

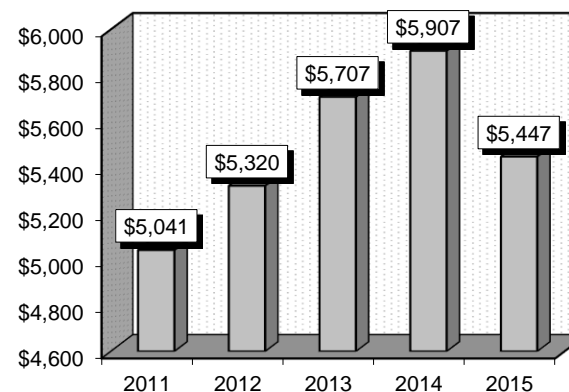
Definitions: **Calculus of kidney:** (AKA kidney stones) Small, hard mineral deposits that form inside your kidneys. The stones are made of mineral and acid salts. **Diverticulosis:** The presence of diverticula in the absence of inflammation. **Hematuria:** The presence of blood in urine. **Cholecystitis:** Inflammation of the gallbladder. **Hydronephrosis:** The swelling of the kidneys when urine flow is obstructed in any of part of the urinary tract.

	2011		2012		2013		2014		2015	
Gender	Cases	Avg Bill	Cases	Avg Bill	Cases	Avg Bill	Cases	Avg Bill	Cases	Avg Bill
Male	4,148	\$4,995	4,449	\$5,277	4,841	\$5,616	4,552	\$5,934	5,164	\$5,505
Female	5,159	\$5,077	5,546	\$5,355	5,780	\$5,784	5,809	\$5,887	6,584	\$5,402
Age Group	Cases	Avg Bill	Cases	Avg Bill	Cases	Avg Bill	Cases	Avg Bill	Cases	Avg Bill
0-17	238	\$5,224	230	\$5,793	237	\$5,836	214	\$6,227	219	\$7,377
18-35	864	\$4,662	954	\$5,119	935	\$5,550	918	\$5,720	923	\$5,009
36-49	1,428	\$4,832	1,564	\$5,137	1,603	\$5,615	1,500	\$5,797	1,603	\$5,123
50-64	2,783	\$4,859	3,166	\$5,256	3,321	\$5,515	3,097	\$5,806	3,567	\$5,349
65+	3,994	\$5,313	4,081	\$5,460	4,525	\$5,906	4,632	\$6,033	5,436	\$5,604
Total	9,307	\$5,041	9,995	\$5,320	10,621	\$5,707	10,361	\$5,907	11,748	\$5,447

Patient Discharges



Average Billed Charges



County / Hospital	2011		2012		2013		2014		2015	
	Cases	Avg Bill	Cases	Avg Bill	Cases	Avg Bill	Cases	Avg Bill	Cases	Avg Bill
Clark										
Centennial Hills	95	\$7,705	109	\$8,833	101	\$9,702	86	\$10,172	64	\$10,481
Desert Springs	84	\$8,551	49	\$10,455	49	\$9,811	62	\$9,820	48	\$11,875
Mountain View	364	\$7,331	411	\$7,614	416	\$9,522	389	\$10,149	323	\$10,512
North Vista	78	\$6,524	94	\$5,593	93	\$6,339	65	\$5,763	30	\$5,315
Southern Hills	79	\$5,278	73	\$7,538	103	\$9,399	129	\$10,797	95	\$11,137
Spring Valley	109	\$8,455	107	\$8,689	81	\$9,197	43	\$10,586	61	\$10,829
St. Rose-Rose de Lima	71	\$10,358	90	\$8,865	76	\$9,420	71	\$9,830	67	\$9,886
St. Rose-San Martin	66	\$11,127	48	\$12,084	66	\$12,108	52	\$9,917	53	\$9,273
St. Rose-Siena	128	\$10,974	154	\$13,300	177	\$14,062	187	\$15,352	187	\$16,429
Summerlin	209	\$8,469	181	\$9,031	154	\$10,446	127	\$11,025	96	\$13,383
Sunrise	298	\$7,963	332	\$9,500	200	\$9,370	251	\$11,187	315	\$12,545
UMC	677	\$4,964	892	\$5,749	938	\$5,566	352	\$5,920	152	\$7,580
Valley	27	\$11,286	28	\$9,920	24	\$9,107	20	\$9,940	25	\$10,588
Total	2,285	\$7,286	2,568	\$7,878	2,478	\$8,334	1,834	\$9,940	1,516	\$11,473
Washoe										
Carson Tahoe	533	\$4,417	576	\$4,623	604	\$3,780	614	\$3,230	1,425	\$2,236
Northern Nevada	294	\$7,223	276	\$7,749	319	\$7,959	389	\$8,843	333	\$9,891
Renown Regional	552	\$7,118	765	\$7,574	1,151	\$7,636	1,183	\$7,492	2,794	\$4,852
Renown S. Meadows	440	\$7,601	520	\$7,405	889	\$7,483	1,036	\$7,530	1,178	\$5,507
Saint Mary's	2,216	\$3,955	2,020	\$4,006	1,901	\$4,266	1,854	\$4,492	1,696	\$4,757
Sierra Surgery	542	\$826	783	\$935	824	\$1,549	1,060	\$1,558	273	\$1,538
Total	4,577	\$4,580	4,940	\$4,711	5,688	\$5,213	6,136	\$5,226	7,699	\$4,548
Rural										
Battle Mountain	39	\$2,598	58	\$2,040	57	\$2,007	76	\$2,070	69	\$3,016
Boulder City	25	\$2,752	20	\$4,424	22	\$4,963	8	\$3,397	4	\$2,535
Carson Valley	216	\$4,368	184	\$4,221	204	\$4,063	241	\$4,247	300	\$4,199
Churchill	397	\$4,343	484	\$4,454	348	\$4,580	312	\$4,614	362	\$4,878
Desert View	544	\$2,633	401	\$2,841	341	\$4,049	389	\$4,917	317	\$5,075
Grover C. Dils	40	\$1,795	44	\$1,773	59	\$1,553	41	\$1,665	49	\$1,559
Humboldt	168	\$3,761	203	\$3,795	189	\$3,978	166	\$3,887	215	\$3,715
Incline Village	41	\$2,300	32	\$1,971	49	\$2,326	55	\$2,651	41	\$2,342
Mesa View	217	\$6,214	262	\$6,426	238	\$7,132	243	\$7,376	209	\$7,007
Mount Grant	91	\$4,082	92	\$3,885	94	\$4,068	87	\$4,322	66	\$4,443
Northeastern	225	\$4,807	289	\$4,291	504	\$4,477	456	\$4,947	407	\$5,090
Nye	106	\$4,791	70	\$3,732	21	\$4,489	0	\$0	0	\$0
Pershing	29	\$3,270	32	\$1,978	7	\$2,213	11	\$3,249	38	\$3,454
South Lyon	87	\$1,878	118	\$1,875	129	\$1,705	113	\$2,498	158	\$3,244
William Bee Ririe	220	\$3,032	198	\$3,324	193	\$3,434	193	\$3,868	298	\$4,325
Total	2,445	\$3,805	2,487	\$3,890	2,455	\$4,201	2,391	\$4,562	2,533	\$4,574
All Counties	9,307	\$5,041	9,995	\$5,320	10,621	\$5,707	10,361	\$5,907	11,748	\$5,447

Organ Or Disease Oriented Panels (00403)

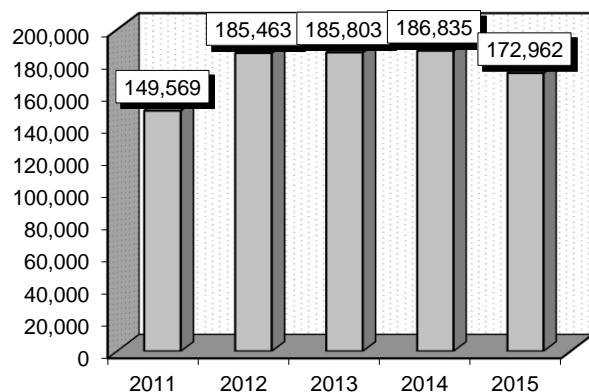
Diagnoses: that frequently accompanied Organ Or Disease Oriented Panels were: 1) Other and unspecified hyperlipidemia (2724), 2) Unspecified essential hypertension (4019), 3) Unspecified acquired hypothyroidism (2449), 4) Pure hypercholesterolemia (2720), 5) Anemia, unspecified (2859), 6) Chronic kidney disease, Stage III (moderate) (5853), 7) Atrial fibrillation (42731), 8) Coronary atherosclerosis of unspecified type of vessel, native or graft (41400), 9) Congestive heart failure, unspecified (4280).

Definitions: **Hyperlipidemia:** An abnormally high concentration of fats or lipids in the blood. **Hypertension:** High blood pressure. **Hypothyroidism:** Diminished production of thyroid hormone, leading to clinical manifestations of thyroid insufficiency, including low metabolic rate, tendency to gain weight, somnolence, and sometimes myxedema.

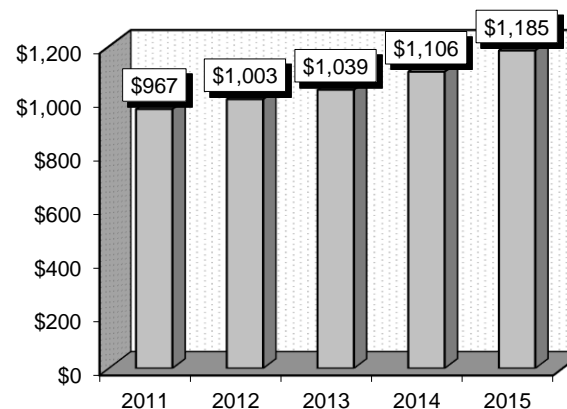
Hypercholesterolemia: An abnormally high concentration of cholesterol in the blood. **Anemia:** A condition marked by a deficiency of red blood cells or of hemoglobin in the blood, resulting in pallor and weariness; diminishes the capacity of the blood to carry oxygen. **Atrial fibrillation:** An irregular and often very fast heart rate. The heart's two upper chambers (the atria) beat chaotically and irregularly - out of coordination with the two lower chambers (the ventricles) of the heart. **Atherosclerosis:** The build up of a waxy plaque on the inside of blood vessels.

	2011		2012		2013		2014		2015	
Gender	Cases	Avg Bill	Cases	Avg Bill	Cases	Avg Bill	Cases	Avg Bill	Cases	Avg Bill
Male	66,130	\$1,030	80,893	\$1,063	81,574	\$1,107	80,219	\$1,181	74,882	\$1,298
Female	83,439	\$917	104,570	\$957	104,229	\$985	106,616	\$1,050	98,080	\$1,099
Age Group	Cases	Avg Bill	Cases	Avg Bill	Cases	Avg Bill	Cases	Avg Bill	Cases	Avg Bill
0-17	3,208	\$912	4,794	\$1,112	4,163	\$1,061	4,133	\$1,145	4,183	\$1,069
18-35	12,007	\$1,153	16,325	\$1,078	15,618	\$1,172	15,783	\$1,242	13,229	\$1,261
36-49	20,468	\$1,033	26,326	\$1,028	24,998	\$1,078	23,664	\$1,145	20,339	\$1,276
50-64	42,745	\$1,025	53,749	\$1,021	53,585	\$1,066	51,201	\$1,163	45,903	\$1,306
65+	71,141	\$884	84,269	\$964	87,439	\$986	92,054	\$1,039	89,308	\$1,097
Total	149,569	\$967	185,463	\$1,003	185,803	\$1,039	186,835	\$1,106	172,962	\$1,185

Patient Discharges



Average Billed Charges



County / Hospital	2011		2012		2013		2014		2015	
	Cases	Avg Bill	Cases	Avg Bill	Cases	Avg Bill	Cases	Avg Bill	Cases	Avg Bill
Clark										
Centennial Hills	272	\$2,167	324	\$2,709	154	\$2,849	221	\$2,987	148	\$3,811
Desert Springs	132	\$4,425	168	\$3,046	120	\$2,678	169	\$6,779	191	\$5,965
Mountain View	1,324	\$6,129	1,453	\$7,316	1,445	\$7,701	1,521	\$10,256	1,319	\$4,227
North Vista	188	\$3,381	204	\$3,361	157	\$2,669	173	\$2,270	167	\$2,091
Southern Hills	331	\$2,456	412	\$3,380	562	\$2,989	676	\$4,792	554	\$2,600
Spring Valley	177	\$4,327	106	\$5,440	90	\$5,125	146	\$6,532	170	\$4,838
St. Rose-Rose de Lima	179	\$12,707	186	\$8,144	156	\$9,155	155	\$11,689	178	\$18,069
St. Rose-San Martin	572	\$7,391	605	\$7,995	579	\$7,477	593	\$8,299	683	\$10,124
St. Rose-Siena	1,090	\$9,956	1,195	\$12,861	1,232	\$12,854	1,323	\$11,991	975	\$19,224
Summerlin	458	\$2,899	451	\$3,707	609	\$3,127	842	\$3,164	620	\$3,919
Sunrise	1,033	\$5,866	1,617	\$7,831	1,501	\$8,303	1,878	\$9,330	1,788	\$5,757
UMC	11,364	\$1,555	12,185	\$1,745	13,687	\$1,780	5,937	\$2,323	2,173	\$6,763
Valley	198	\$5,629	176	\$4,142	142	\$10,866	204	\$8,998	240	\$5,356
Total	17,318	\$3,178	19,082	\$3,811	20,434	\$3,734	13,838	\$5,810	9,206	\$7,329
Washoe										
Carson Tahoe	22,520	\$685	21,232	\$697	20,730	\$753	21,514	\$793	22,991	\$759
Northern Nevada	1,754	\$673	4,768	\$1,107	3,150	\$935	2,211	\$1,540	2,736	\$3,102
Renown Regional	48,989	\$573	79,117	\$619	84,426	\$637	90,354	\$644	73,345	\$719
Renown S. Meadows	4,358	\$1,475	4,935	\$848	5,110	\$716	5,287	\$712	5,530	\$770
Saint Mary's	4,414	\$1,008	3,601	\$978	3,229	\$1,125	3,401	\$1,340	5,834	\$1,401
Sierra Surgery	4	\$303	0	\$0	1,384	\$582	2,005	\$594	674	\$545
Total	82,039	\$677	113,653	\$675	118,029	\$681	124,772	\$706	111,110	\$823
Rural										
Battle Mountain	1,323	\$587	1,433	\$575	1,381	\$537	1,461	\$558	1,436	\$580
Boulder City	757	\$1,072	596	\$949	613	\$1,647	353	\$2,871	280	\$2,337
Carson Valley	8,327	\$965	7,250	\$944	8,207	\$905	9,654	\$883	10,627	\$899
Churchill	10,039	\$451	10,680	\$434	8,861	\$446	9,120	\$465	9,367	\$505
Desert View	984	\$1,660	946	\$2,036	974	\$3,796	1,434	\$3,811	1,685	\$4,313
Grover C. Dils	1,593	\$340	1,577	\$344	1,318	\$275	1,439	\$272	1,457	\$289
Humboldt	3,759	\$900	5,197	\$1,066	4,512	\$1,059	3,511	\$880	3,935	\$913
Incline Village	1,342	\$394	1,209	\$392	1,660	\$495	1,649	\$500	1,194	\$528
Mesa View	1,539	\$712	1,860	\$724	1,851	\$769	2,171	\$806	5,566	\$815
Mount Grant	2,733	\$452	2,861	\$471	2,827	\$544	2,920	\$530	2,243	\$858
Northeastern	7,497	\$633	7,399	\$704	5,658	\$737	5,326	\$763	5,426	\$810
Nye	2,055	\$956	1,690	\$959	506	\$1,257	0	\$0	0	\$0
Pershing	1,403	\$662	1,565	\$738	1,563	\$614	1,401	\$561	1,295	\$570
South Lyon	2,562	\$349	3,995	\$362	3,448	\$366	4,199	\$505	4,008	\$629
William Bee Ririe	4,299	\$674	4,470	\$705	3,961	\$880	3,587	\$960	4,127	\$1,035
Total	50,212	\$677	52,728	\$695	47,340	\$766	48,225	\$790	52,646	\$875
All Counties	149,569	\$967	185,463	\$1,003	185,803	\$1,039	186,835	\$1,106	172,962	\$1,185

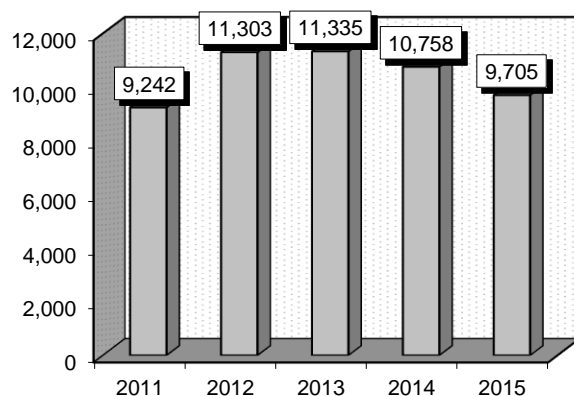
Urinalysis (00410)

Diagnoses: that frequently accompanied Urinalysis were: 1) Diabetes mellitus without mention of complication, type II or unspecified type, not stated as uncontrolled (25000), 2) Dysuria (7881), 3) Abdominal pain, unspecified site (78900), 4) Hematuria, unspecified (59970), 5) Other specified complications of pregnancy, antepartum condition or complication (64683), 6) Threatened premature labor, antepartum condition or complication (64403), 7) Unspecified acquired hypothyroidism (2449), 8) Unspecified vitamin D deficiency (2689), 9) Long-term (current) use of other medications (V5869).

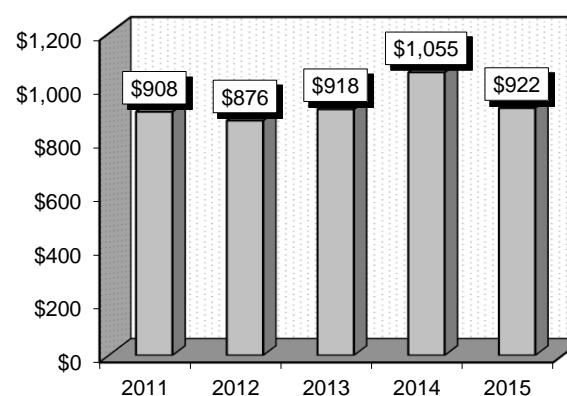
Definitions: **Dysuria:** Painful or difficult urination. **Hematuria:** The presence of blood in urine. **Hypothyroidism:** Diminished production of thyroid hormone, leading to clinical manifestations of thyroid insufficiency, including low metabolic rate, tendency to gain weight, somnolence, and sometimes myxedema.

Gender	2011		2012		2013		2014		2015	
	Cases	Avg Bill	Cases	Avg Bill	Cases	Avg Bill	Cases	Avg Bill	Cases	Avg Bill
Male	1,931	\$385	2,357	\$448	2,431	\$432	2,155	\$413	1,984	\$411
Female	7,311	\$1,046	8,946	\$988	8,904	\$1,050	8,603	\$1,216	7,721	\$1,053
Age Group	Cases	Avg Bill	Cases	Avg Bill	Cases	Avg Bill	Cases	Avg Bill	Cases	Avg Bill
0-17	483	\$499	639	\$573	472	\$521	434	\$793	456	\$788
18-35	3,026	\$1,238	3,679	\$1,159	3,541	\$1,250	3,301	\$1,408	2,847	\$1,369
36-49	1,426	\$1,537	1,622	\$1,425	1,647	\$1,593	1,381	\$1,984	1,133	\$1,745
50-64	1,736	\$826	2,099	\$867	2,119	\$879	1,878	\$1,244	1,491	\$932
65+	2,571	\$303	3,264	\$347	3,556	\$349	3,764	\$341	3,778	\$351
Total	9,242	\$908	11,303	\$876	11,335	\$918	10,758	\$1,055	9,705	\$922

Patient Discharges



Average Billed Charges



County / Hospital	2011		2012		2013		2014		2015	
	Cases	Avg Bill	Cases	Avg Bill	Cases	Avg Bill	Cases	Avg Bill	Cases	Avg Bill
Clark										
Centennial Hills	91	\$1,079	129	\$1,137	130	\$1,425	176	\$2,494	89	\$3,535
Desert Springs	0	\$0	48	\$211	21	\$308	34	\$4,936	21	\$6,949
Mountain View	627	\$2,753	642	\$3,143	578	\$3,739	606	\$3,892	518	\$2,493
North Vista	104	\$7,717	65	\$7,242	57	\$6,281	31	\$5,564	29	\$4,319
Southern Hills	278	\$4,931	265	\$5,663	304	\$5,889	356	\$5,653	167	\$4,133
Spring Valley	41	\$1,437	51	\$1,173	32	\$1,528	61	\$4,297	40	\$3,405
St. Rose-Rose de Lima	8	\$1,517	9	\$1,826	15	\$2,429	13	\$5,412	3	\$1,539
St. Rose-San Martin	40	\$1,895	79	\$1,399	77	\$1,432	50	\$2,352	87	\$2,348
St. Rose-Siena	159	\$2,086	177	\$2,021	242	\$1,646	87	\$2,640	47	\$1,829
Summerlin	53	\$1,664	70	\$1,155	56	\$1,458	102	\$4,745	53	\$5,728
Sunrise	120	\$2,533	163	\$2,050	101	\$1,285	153	\$1,738	87	\$1,607
UMC	945	\$583	879	\$674	1,065	\$747	235	\$929	58	\$3,934
Valley	39	\$1,297	45	\$1,562	35	\$1,505	65	\$4,971	34	\$5,476
Total	2,505	\$2,184	2,622	\$2,200	2,713	\$2,269	1,969	\$3,617	1,233	\$3,128
Washoe										
Carson Tahoe	288	\$581	221	\$474	247	\$507	198	\$481	226	\$460
Northern Nevada	35	\$229	546	\$438	261	\$392	84	\$391	94	\$261
Renown Regional	2,502	\$442	3,757	\$466	4,324	\$457	4,626	\$455	3,993	\$474
Renown S. Meadows	119	\$369	171	\$411	177	\$458	186	\$436	210	\$533
Saint Mary's	197	\$574	160	\$568	143	\$674	129	\$733	246	\$2,775
Sierra Surgery	1	\$182	0	\$0	1	\$76	4	\$140	0	\$0
Total	3,142	\$457	4,855	\$465	5,153	\$462	5,227	\$461	4,769	\$590
Rural										
Battle Mountain	132	\$254	132	\$291	154	\$279	132	\$254	124	\$301
Boulder City	2	\$1,349	1	\$191	0	\$0	1	\$530	0	\$0
Carson Valley	53	\$453	48	\$473	116	\$352	83	\$398	75	\$352
Churchill	691	\$333	644	\$288	514	\$337	585	\$381	524	\$407
Desert View	25	\$768	16	\$2,207	37	\$858	81	\$763	70	\$3,673
Grover C. Dils	34	\$119	33	\$95	36	\$182	34	\$115	44	\$113
Humboldt	910	\$488	1,029	\$702	939	\$744	723	\$851	707	\$759
Incline Village	58	\$182	59	\$210	57	\$236	56	\$294	48	\$259
Mesa View	76	\$497	70	\$388	56	\$438	108	\$586	261	\$365
Mount Grant	12	\$268	3	\$218	7	\$183	7	\$257	81	\$213
Northeastern	560	\$793	609	\$922	631	\$969	656	\$769	619	\$1,232
Nye	148	\$221	134	\$217	10	\$195	0	\$0	0	\$0
Pershing	170	\$212	164	\$214	152	\$192	123	\$171	134	\$200
South Lyon	391	\$138	540	\$139	445	\$150	708	\$192	707	\$234
William Bee Ririe	333	\$325	344	\$360	315	\$383	265	\$408	309	\$388
Total	3,595	\$413	3,826	\$489	3,469	\$537	3,562	\$511	3,703	\$615
All Counties	9,242	\$908	11,303	\$876	11,335	\$918	10,758	\$1,055	9,705	\$922

Venipuncture (00457)

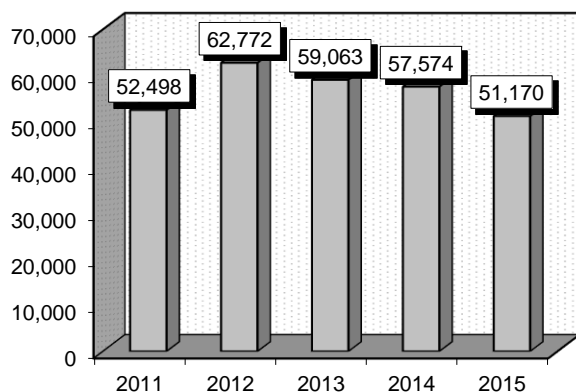
Diagnoses: that frequently accompanied Venipuncture were: 1) Long-term (current) use of anticoagulants (V5861), 2) Atrial fibrillation (42731), 3) Unspecified acquired hypothyroidism (2449), 4) Encounter for therapeutic drug monitoring (V5883), 5) Other malaise and fatigue (78079), 6) Long-term (current) use of other medications (V5869), 7) Anemia, unspecified (2859), 8) Other and unspecified hyperlipidemia (2724), 9) Mitral valve disorders (4240).

Definitions: Venipuncture: The puncture of a vein, usually to withdraw blood or inject a solution. **Atrial fibrillation:** An irregular and often very fast heart rate. The heart's two upper chambers (the atria) beat chaotically and irregularly - out of coordination with the two lower chambers (the ventricles) of the heart. **Hypothyroidism:** Diminished production of thyroid hormone, leading to clinical manifestations of thyroid insufficiency, including low metabolic rate, tendency to gain weight, somnolence, and sometimes myxedema.

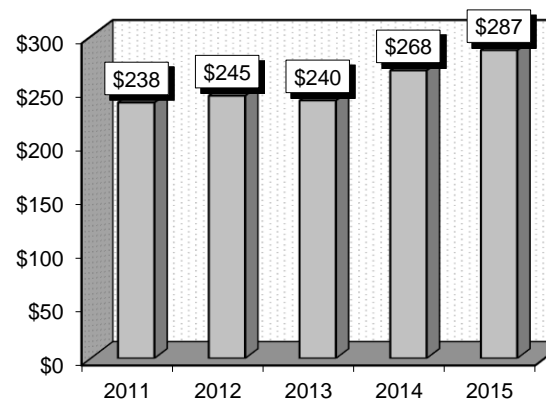
Anemia: A condition marked by a deficiency of red blood cells or of hemoglobin in the blood, resulting in pallor and weariness; diminishes the capacity of the blood to carry oxygen. **Hyperlipidemia:** An abnormally high concentration of fats or lipids in the blood.

	2011		2012		2013		2014		2015	
Gender	Cases	Avg Bill	Cases	Avg Bill	Cases	Avg Bill	Cases	Avg Bill	Cases	Avg Bill
Male	21,209	\$219	25,035	\$231	23,263	\$209	21,528	\$236	19,118	\$249
Female	31,289	\$252	37,737	\$254	35,800	\$261	36,046	\$288	32,052	\$310
Age Group	Cases	Avg Bill	Cases	Avg Bill	Cases	Avg Bill	Cases	Avg Bill	Cases	Avg Bill
0-17	2,080	\$702	2,477	\$602	2,350	\$334	2,150	\$372	2,182	\$370
18-35	6,795	\$272	8,605	\$279	8,663	\$291	8,624	\$313	8,190	\$363
36-49	5,897	\$302	6,835	\$299	6,536	\$318	6,346	\$346	5,653	\$380
50-64	10,350	\$248	11,958	\$277	11,343	\$281	11,209	\$329	9,882	\$314
65+	27,376	\$178	32,897	\$186	30,171	\$187	29,245	\$208	25,263	\$225
Total	52,498	\$238	62,772	\$245	59,063	\$240	57,574	\$268	51,170	\$287

Patient Discharges



Average Billed Charges



County / Hospital	2011		2012		2013		2014		2015	
	Cases	Avg Bill	Cases	Avg Bill	Cases	Avg Bill	Cases	Avg Bill	Cases	Avg Bill
Clark										
Centennial Hills	4	\$298	9	\$549	13	\$583	23	\$1,132	40	\$1,756
Desert Springs	28	\$807	38	\$1,403	16	\$1,120	16	\$3,795	21	\$1,439
Mountain View	112	\$1,997	58	\$4,563	0	\$0	0	\$0	0	\$0
North Vista	31	\$1,436	32	\$851	39	\$576	40	\$734	13	\$6,702
Southern Hills	69	\$1,190	60	\$1,744	50	\$2,014	40	\$1,985	41	\$1,084
Spring Valley	8	\$839	9	\$903	7	\$1,165	9	\$3,514	28	\$1,246
St. Rose-Rose de Lima	45	\$2,059	28	\$3,431	25	\$3,357	17	\$4,862	26	\$2,122
St. Rose-San Martin	52	\$1,777	45	\$4,448	56	\$3,617	48	\$5,049	49	\$8,660
St. Rose-Siena	92	\$1,865	87	\$4,696	91	\$3,885	115	\$4,580	148	\$2,618
Summerlin	36	\$911	33	\$2,600	26	\$1,513	54	\$1,700	41	\$2,545
Sunrise	156	\$9,048	147	\$7,800	82	\$1,920	84	\$2,510	69	\$1,774
UMC	1,132	\$336	1,012	\$328	1,096	\$405	685	\$235	507	\$377
Valley	7	\$1,305	25	\$922	16	\$973	40	\$3,412	39	\$2,009
Total	1,772	\$1,451	1,583	\$1,741	1,517	\$958	1,171	\$1,434	1,022	\$1,595
Washoe										
Carson Tahoe	10,918	\$202	12,918	\$196	11,584	\$195	10,658	\$203	9,474	\$208
Northern Nevada	451	\$157	877	\$318	804	\$194	743	\$367	936	\$502
Renown Regional	13,859	\$210	20,639	\$230	20,975	\$250	22,713	\$267	17,171	\$298
Renown S. Meadows	1,318	\$191	1,266	\$234	1,468	\$267	1,371	\$297	1,355	\$319
Saint Mary's	1,453	\$342	1,085	\$361	786	\$539	745	\$764	1,332	\$567
Sierra Surgery	0	\$0	0	\$0	186	\$280	299	\$332	106	\$604
Total	27,999	\$212	36,785	\$224	35,803	\$238	36,529	\$262	30,374	\$290
Rural										
Battle Mountain	0	\$0	0	\$0	0	\$0	1	\$105	0	\$0
Boulder City	273	\$279	313	\$246	156	\$570	80	\$501	91	\$215
Carson Valley	4,030	\$263	3,440	\$255	3,409	\$269	3,569	\$282	3,304	\$266
Churchill	4,787	\$154	5,170	\$161	3,947	\$166	3,480	\$182	3,666	\$195
Desert View	430	\$150	458	\$209	305	\$577	458	\$780	583	\$400
Grover C. Dils	366	\$118	298	\$115	416	\$94	370	\$89	372	\$77
Humboldt	2,136	\$192	2,870	\$231	2,542	\$229	1,961	\$212	2,011	\$239
Incline Village	556	\$95	468	\$94	872	\$127	857	\$132	546	\$149
Mesa View	426	\$175	770	\$151	761	\$174	827	\$155	2,257	\$137
Mount Grant	1,315	\$114	1,390	\$118	1,210	\$134	1,169	\$144	775	\$232
Northeastern	2,550	\$223	2,558	\$224	2,394	\$251	2,080	\$266	1,703	\$281
Nye	758	\$193	664	\$228	178	\$223	0	\$0	0	\$0
Pershing	873	\$148	808	\$167	752	\$164	689	\$155	623	\$168
South Lyon	2,230	\$70	3,196	\$73	2,953	\$69	2,604	\$107	2,135	\$156
William Bee Ririe	1,997	\$172	2,001	\$184	1,848	\$207	1,729	\$206	1,708	\$245
Total	22,727	\$176	24,404	\$179	21,743	\$194	19,874	\$211	19,774	\$216
All Counties	52,498	\$238	62,772	\$245	59,063	\$240	57,574	\$268	51,170	\$287

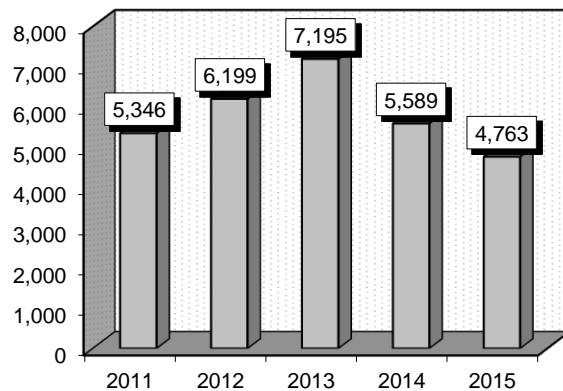
Infections Of Upper Respiratory Tract (00562)

Diagnoses: that frequently accompanied Infections Of Upper Respiratory Tract were: 1) Acute pharyngitis (462), 2) Allergic rhinitis, cause unspecified (4779), 3) Acute sinusitis, unspecified (4619), 4) Acute bronchitis (4660), 5) Streptococcal sore throat (0340), 6) Tobacco use disorder (3051), 7) Acute tonsillitis (463).

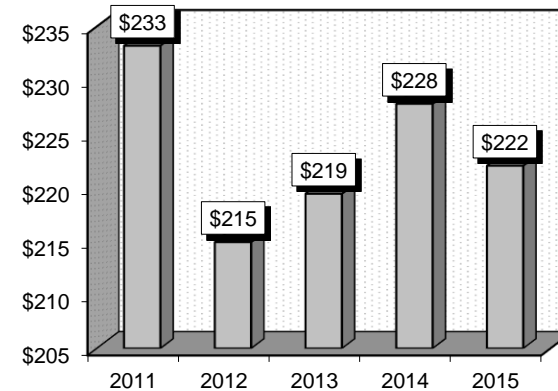
Definitions: **Pharyngitis:** Inflammation of the pharynx, causing a sore throat. **Rhinitis:** Inflammation of the nasal mucous membrane. **Sinusitis:** Inflammation of a nasal sinus. **Bronchitis:** An inflammation of the air passages between the nose and the lungs, including the windpipe or trachea and the larger air tubes of the lung that bring air in from the trachea (bronchi). **Tonsillitis:** Inflammation of the tonsils.

	2011		2012		2013		2014		2015	
Gender	Cases	Avg Bill	Cases	Avg Bill	Cases	Avg Bill	Cases	Avg Bill	Cases	Avg Bill
Male	2,317	\$235	2,687	\$215	3,092	\$220	2,393	\$226	1,935	\$221
Female	3,029	\$232	3,512	\$215	4,103	\$219	3,196	\$229	2,828	\$223
Age Group	Cases	Avg Bill	Cases	Avg Bill	Cases	Avg Bill	Cases	Avg Bill	Cases	Avg Bill
0-17	1,844	\$223	2,309	\$199	2,535	\$207	1,744	\$230	1,417	\$216
18-35	1,035	\$231	1,133	\$227	1,369	\$217	1,075	\$219	967	\$215
36-49	919	\$230	971	\$216	1,101	\$216	862	\$219	741	\$210
50-64	857	\$242	1,010	\$224	1,228	\$226	1,042	\$218	865	\$218
65+	691	\$258	776	\$232	962	\$252	866	\$254	773	\$257
Total	5,346	\$233	6,199	\$215	7,195	\$219	5,589	\$228	4,763	\$222

Patient Discharges



Average Billed Charges



County / Hospital	2011		2012		2013		2014		2015	
	Cases	Avg Bill	Cases	Avg Bill	Cases	Avg Bill	Cases	Avg Bill	Cases	Avg Bill
Clark										
Centennial Hills	0	\$0	1	\$301	0	\$0	0	\$0	0	\$0
Desert Springs	0	\$0	0	\$0	0	\$0	0	\$0	0	\$0
Mountain View	0	\$0	0	\$0	0	\$0	1	\$418	0	\$0
North Vista	0	\$0	0	\$0	0	\$0	0	\$0	0	\$0
Southern Hills	1	\$502	2	\$842	0	\$0	0	\$0	0	\$0
Spring Valley	0	\$0	0	\$0	0	\$0	0	\$0	1	\$1,081
St. Rose-Rose de Lima	0	\$0	0	\$0	0	\$0	0	\$0	0	\$0
St. Rose-San Martin	0	\$0	0	\$0	0	\$0	0	\$0	0	\$0
St. Rose-Siena	0	\$0	0	\$0	0	\$0	0	\$0	0	\$0
Summerlin	0	\$0	1	\$213	0	\$0	0	\$0	0	\$0
Sunrise	0	\$0	0	\$0	0	\$0	0	\$0	0	\$0
UMC	371	\$284	250	\$280	270	\$291	184	\$261	0	\$0
Valley	0	\$0	0	\$0	0	\$0	0	\$0	0	\$0
Total	372	\$284	254	\$284	270	\$291	185	\$262	1	\$1,081
Washoe										
Carson Tahoe	1,999	\$357	1,792	\$323	1,813	\$369	1,738	\$389	2,026	\$310
Northern Nevada	0	\$0	0	\$0	0	\$0	0	\$0	0	\$0
Renown Regional	0	\$0	77	\$274	171	\$282	132	\$258	117	\$261
Renown S. Meadows	0	\$0	0	\$0	0	\$0	0	\$0	0	\$0
Saint Mary's	0	\$0	0	\$0	0	\$0	0	\$0	0	\$0
Sierra Surgery	0	\$0	0	\$0	0	\$0	0	\$0	0	\$0
Total	1,999	\$357	1,869	\$321	1,984	\$361	1,870	\$379	2,143	\$307
Rural										
Battle Mountain	2	\$219	0	\$0	1	\$315	0	\$0	0	\$0
Boulder City	0	\$0	0	\$0	0	\$0	0	\$0	0	\$0
Carson Valley	163	\$295	153	\$291	264	\$294	195	\$310	127	\$330
Churchill	0	\$0	0	\$0	0	\$0	0	\$0	0	\$0
Desert View	0	\$0	0	\$0	0	\$0	0	\$0	0	\$0
Grover C. Dils	0	\$0	0	\$0	0	\$0	0	\$0	0	\$0
Humboldt	1,966	\$132	3,070	\$164	3,530	\$146	2,424	\$137	1,472	\$140
Incline Village	34	\$168	21	\$183	0	\$0	4	\$436	0	\$0
Mesa View	0	\$0	0	\$0	0	\$0	0	\$0	0	\$0
Mount Grant	0	\$0	0	\$0	0	\$0	0	\$0	634	\$157
Northeastern	0	\$0	1	\$102	0	\$0	1	\$850	5	\$106
Nye	0	\$0	1	\$254	366	\$253	0	\$0	0	\$0
Pershing	803	\$138	809	\$130	778	\$124	479	\$134	380	\$133
South Lyon	6	\$143	21	\$140	2	\$222	431	\$131	1	\$135
William Bee Ririe	1	\$507	0	\$0	0	\$0	0	\$0	0	\$0
Total	2,975	\$143	4,076	\$162	4,941	\$158	3,534	\$146	2,619	\$152
All Counties	5,346	\$233	6,199	\$215	7,195	\$219	5,589	\$228	4,763	\$222

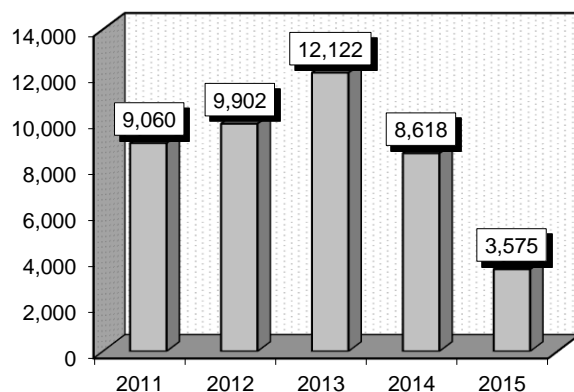
Hypertension (00599)

Diagnoses: that frequently accompanied Hypertension were: 1) Unspecified essential hypertension (4019), 2) Other and unspecified hyperlipidemia (2724), 3) Diabetes mellitus without mention of complication, type II or unspecified type, not stated as uncontrolled (25000), 4) Unspecified acquired hypothyroidism (2449), 5) Tobacco use disorder (3051), 6) Obesity, unspecified (27800), 7) Pure hypercholesterolemia (2720), 8) Coronary atherosclerosis of native coronary artery (41401), 9) Long-term (current) use of other medications (V5869), 10) Personal history of transient ischemic attack (TIA), and cerebral infarction without residual deficits (V1254).

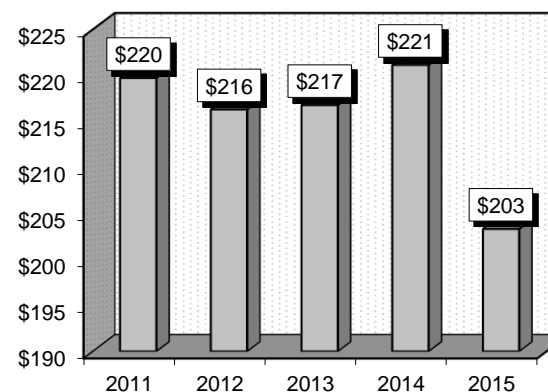
Definitions: **Hypertension:** High blood pressure. **Hyperlipidemia:** An abnormally high concentration of fats or lipids in the blood. **Hypothyroidism:** Diminished production of thyroid hormone, leading to clinical manifestations of thyroid insufficiency, including low metabolic rate, tendency to gain weight, somnolence, and sometimes myxedema. **Hypercholesterolemia:** An abnormally high concentration of cholesterol in the blood. **Atherosclerosis:** The build up of a waxy plaque on the inside of blood vessels. **Cerebral infarction:** A type of ischemic stroke resulting from a blockage in the blood vessels supplying blood to the brain.

	2011		2012		2013		2014		2015	
Gender	Cases	Avg Bill	Cases	Avg Bill	Cases	Avg Bill	Cases	Avg Bill	Cases	Avg Bill
Male	4,071	\$219	4,571	\$216	5,538	\$217	4,004	\$220	1,678	\$201
Female	4,989	\$220	5,331	\$217	6,584	\$217	4,614	\$222	1,897	\$205
Age Group	Cases	Avg Bill	Cases	Avg Bill	Cases	Avg Bill	Cases	Avg Bill	Cases	Avg Bill
0-17	0	\$0	0	\$0	2	\$80	1	\$133	0	\$0
18-35	259	\$207	265	\$204	314	\$207	177	\$203	74	\$196
36-49	1,493	\$212	1,597	\$211	2,028	\$211	1,213	\$213	384	\$187
50-64	4,433	\$212	5,065	\$215	6,659	\$214	4,412	\$219	1,240	\$197
65+	2,875	\$237	2,975	\$222	3,119	\$226	2,815	\$230	1,877	\$211
Total	9,060	\$220	9,902	\$216	12,122	\$217	8,618	\$221	3,575	\$203

Patient Discharges



Average Billed Charges



County / Hospital	2011		2012		2013		2014		2015	
	Cases	Avg Bill	Cases	Avg Bill	Cases	Avg Bill	Cases	Avg Bill	Cases	Avg Bill
Clark										
Centennial Hills	0	\$0	0	\$0	0	\$0	0	\$0	0	\$0
Desert Springs	0	\$0	0	\$0	0	\$0	0	\$0	0	\$0
Mountain View	0	\$0	0	\$0	0	\$0	0	\$0	0	\$0
North Vista	0	\$0	0	\$0	0	\$0	0	\$0	0	\$0
Southern Hills	0	\$0	0	\$0	0	\$0	0	\$0	0	\$0
Spring Valley	0	\$0	0	\$0	0	\$0	0	\$0	0	\$0
St. Rose-Rose de Lima	0	\$0	0	\$0	0	\$0	0	\$0	0	\$0
St. Rose-San Martin	0	\$0	0	\$0	0	\$0	0	\$0	0	\$0
St. Rose-Siena	0	\$0	0	\$0	0	\$0	0	\$0	0	\$0
Summerlin	0	\$0	0	\$0	0	\$0	0	\$0	0	\$0
Sunrise	0	\$0	0	\$0	0	\$0	0	\$0	0	\$0
UMC	6,276	\$217	6,427	\$222	6,844	\$221	3,992	\$227	1	\$664
Valley	0	\$0	0	\$0	0	\$0	0	\$0	0	\$0
Total	6,276	\$217	6,427	\$222	6,844	\$221	3,992	\$227	1	\$664
Washoe										
Carson Tahoe	12	\$555	24	\$507	24	\$445	29	\$551	46	\$302
Northern Nevada	0	\$0	0	\$0	0	\$0	0	\$0	0	\$0
Renown Regional	0	\$0	517	\$227	2,211	\$220	1,773	\$229	1,143	\$231
Renown S. Meadows	0	\$0	0	\$0	0	\$0	0	\$0	0	\$0
Saint Mary's	656	\$220	0	\$0	0	\$0	0	\$0	0	\$0
Sierra Surgery	0	\$0	0	\$0	0	\$0	0	\$0	0	\$0
Total	668	\$226	541	\$240	2,235	\$222	1,802	\$234	1,189	\$234
Rural										
Battle Mountain	0	\$0	0	\$0	0	\$0	0	\$0	0	\$0
Boulder City	0	\$0	0	\$0	0	\$0	0	\$0	0	\$0
Carson Valley	1,088	\$303	1,084	\$287	1,066	\$293	1,005	\$314	614	\$326
Churchill	0	\$0	0	\$0	0	\$0	0	\$0	0	\$0
Desert View	0	\$0	0	\$0	0	\$0	0	\$0	0	\$0
Grover C. Dils	0	\$0	0	\$0	0	\$0	0	\$0	0	\$0
Humboldt	780	\$150	1,499	\$155	1,519	\$149	1,251	\$147	773	\$158
Incline Village	0	\$0	3	\$133	0	\$0	0	\$0	0	\$0
Mesa View	0	\$0	0	\$0	0	\$0	0	\$0	0	\$0
Mount Grant	0	\$0	0	\$0	0	\$0	0	\$0	883	\$124
Northeastern	0	\$0	0	\$0	0	\$0	0	\$0	0	\$0
Nye	0	\$0	0	\$0	126	\$260	0	\$0	0	\$0
Pershing	248	\$123	343	\$128	332	\$135	142	\$145	115	\$147
South Lyon	0	\$0	5	\$108	0	\$0	426	\$140	0	\$0
William Bee Ririe	0	\$0	0	\$0	0	\$0	0	\$0	0	\$0
Total	2,116	\$225	2,934	\$201	3,043	\$202	2,824	\$205	2,385	\$188
All Counties	9,060	\$220	9,902	\$216	12,122	\$217	8,618	\$221	3,575	\$203

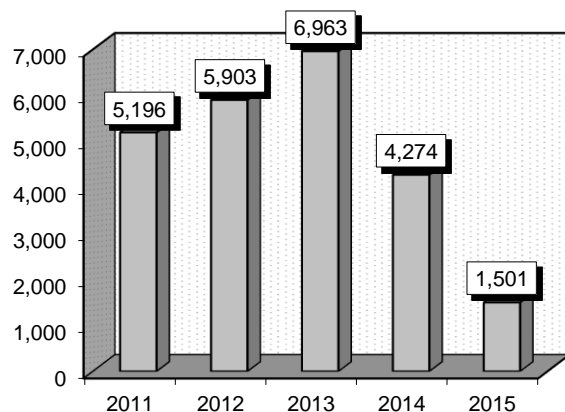
Diabetes Without Complications (00713)

Diagnoses: that frequently accompanied Diabetes Without Complications were: 1) Unspecified essential hypertension (4019), 2) Other and unspecified hyperlipidemia (2724), 3) Long-term (current) use of insulin (V5867), 4) Unspecified acquired hypothyroidism (2449), 5) Pure hypercholesterolemia (2720), 6) Obesity, unspecified (27800), 7) Chronic kidney disease, unspecified (5859), 8) Unspecified vitamin D deficiency (2689), 9) Tobacco use disorder (3051), 10) Coronary atherosclerosis of native coronary artery (41401), 11) Asthma, unspecified type, unspecified (49390).

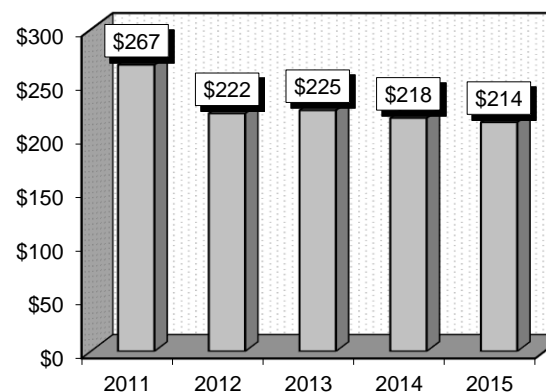
Definitions: **Hyperlipidemia:** An abnormally high concentration of fats or lipids in the blood. **Hypothyroidism:** Diminished production of thyroid hormone, leading to clinical manifestations of thyroid insufficiency, including low metabolic rate, tendency to gain weight, somnolence, and sometimes myxedema. **Hypercholesterolemia:** An abnormally high concentration of cholesterol in the blood. **Atherosclerosis:** The build up of a waxy plaque on the inside of blood vessels.

	2011		2012		2013		2014		2015	
Gender	Cases	Avg Bill	Cases	Avg Bill	Cases	Avg Bill	Cases	Avg Bill	Cases	Avg Bill
Male	2,664	\$286	2,904	\$222	3,418	\$224	2,106	\$218	713	\$211
Female	2,532	\$247	2,999	\$222	3,545	\$225	2,168	\$217	788	\$216
Age Group	Cases	Avg Bill	Cases	Avg Bill	Cases	Avg Bill	Cases	Avg Bill	Cases	Avg Bill
0-17	6	\$233	3	\$195	4	\$187	3	\$124	3	\$190
18-35	257	\$256	247	\$223	310	\$227	156	\$227	64	\$228
36-49	1,056	\$290	1,135	\$233	1,448	\$233	709	\$227	239	\$215
50-64	2,772	\$266	3,272	\$225	3,961	\$227	2,381	\$223	671	\$215
65+	1,105	\$252	1,246	\$202	1,240	\$206	1,025	\$197	524	\$210
Total	5,196	\$267	5,903	\$222	6,963	\$225	4,274	\$218	1,501	\$214

Patient Discharges



Average Billed Charges



County / Hospital	2011		2012		2013		2014		2015	
	Cases	Avg Bill	Cases	Avg Bill	Cases	Avg Bill	Cases	Avg Bill	Cases	Avg Bill
Clark										
Centennial Hills	0	\$0	0	\$0	0	\$0	0	\$0	0	\$0
Desert Springs	15	\$549	0	\$0	2	\$657	0	\$0	1	\$1,129
Mountain View	0	\$0	0	\$0	0	\$0	0	\$0	0	\$0
North Vista	60	\$1,093	0	\$0	0	\$0	0	\$0	0	\$0
Southern Hills	0	\$0	0	\$0	0	\$0	0	\$0	0	\$0
Spring Valley	0	\$0	0	\$0	0	\$0	0	\$0	0	\$0
St. Rose-Rose de Lima	4	\$568	1	\$541	0	\$0	0	\$0	0	\$0
St. Rose-San Martin	4	\$282	0	\$0	0	\$0	0	\$0	0	\$0
St. Rose-Siena	0	\$0	0	\$0	0	\$0	0	\$0	0	\$0
Summerlin	1	\$3,135	0	\$0	0	\$0	1	\$600	0	\$0
Sunrise	16	\$2,499	0	\$0	0	\$0	0	\$0	0	\$0
UMC	3,985	\$256	3,862	\$239	3,636	\$235	1,950	\$230	0	\$0
Valley	14	\$1,212	0	\$0	0	\$0	0	\$0	1	\$1,065
Total	4,099	\$283	3,863	\$239	3,638	\$236	1,951	\$230	2	\$1,097
Washoe										
Carson Tahoe	72	\$333	1	\$219	3	\$339	2	\$242	7	\$381
Northern Nevada	7	\$281	0	\$0	0	\$0	0	\$0	0	\$0
Renown Regional	150	\$256	679	\$228	2,089	\$233	1,183	\$242	656	\$250
Renown S. Meadows	0	\$0	0	\$0	0	\$0	0	\$0	0	\$0
Saint Mary's	8	\$227	0	\$0	0	\$0	0	\$0	1	\$361
Sierra Surgery	0	\$0	0	\$0	0	\$0	0	\$0	0	\$0
Total	237	\$279	680	\$228	2,092	\$233	1,185	\$242	664	\$251
Rural										
Battle Mountain	0	\$0	0	\$0	0	\$0	0	\$0	0	\$0
Boulder City	0	\$0	0	\$0	0	\$0	0	\$0	0	\$0
Carson Valley	235	\$296	222	\$297	224	\$296	175	\$307	141	\$321
Churchill	0	\$0	0	\$0	0	\$0	0	\$0	0	\$0
Desert View	0	\$0	0	\$0	0	\$0	0	\$0	0	\$0
Grover C. Dils	0	\$0	0	\$0	0	\$0	0	\$0	0	\$0
Humboldt	370	\$155	773	\$153	833	\$149	586	\$152	446	\$164
Incline Village	8	\$149	1	\$65	0	\$0	0	\$0	0	\$0
Mesa View	0	\$0	0	\$0	0	\$0	0	\$0	0	\$0
Mount Grant	1	\$1,585	0	\$0	0	\$0	0	\$0	191	\$125
Northeastern	1	\$76	4	\$43	0	\$0	0	\$0	1	\$49
Nye	0	\$0	0	\$0	33	\$287	0	\$0	0	\$0
Pershing	245	\$139	335	\$134	143	\$139	67	\$153	56	\$164
South Lyon	0	\$0	25	\$110	0	\$0	310	\$133	0	\$0
William Bee Ririe	0	\$0	0	\$0	0	\$0	0	\$0	0	\$0
Total	860	\$190	1,360	\$171	1,233	\$178	1,138	\$171	835	\$182
All Counties	5,196	\$267	5,903	\$222	6,963	\$225	4,274	\$218	1,501	\$214

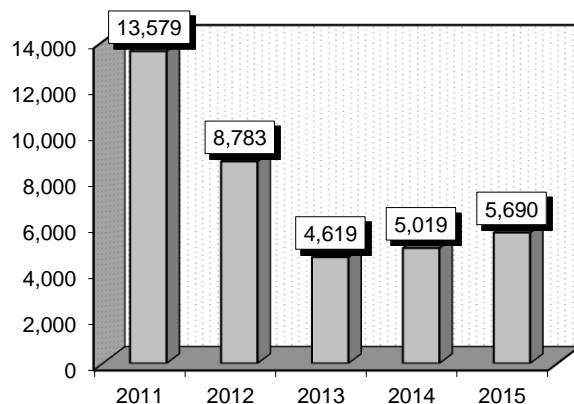
Other Aftercare & Convalescence (00872)

Diagnoses: that frequently accompanied Other Aftercare & Convalescence were: 1) Follow-up examination, following radiotherapy (V671), 2) Encounter for therapeutic drug monitoring (V5883), 3) Long-term (current) use of anticoagulants (V5861), 4) Other follow-up examination (V6759), 5) Atrial fibrillation (42731), 6) Unspecified acquired hypothyroidism (2449), 7) Cervicalgia (7231), 8) Arthropathy, unspecified, site unspecified (71690), 9) Asthma, unspecified type, unspecified (49390), 10) Anemia, unspecified (2859), 11) Fitting and adjustment of vascular catheter (V5881).

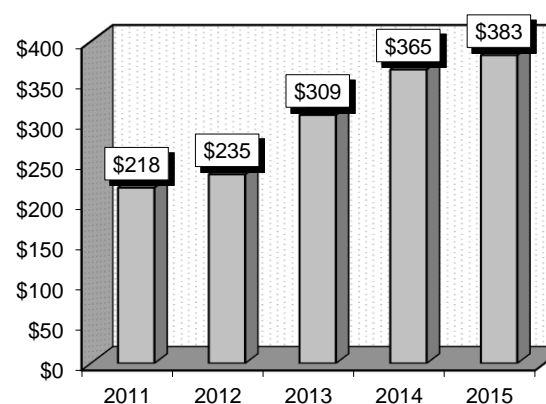
Definitions: **Anticoagulants:** Drugs that suppress, delay, or prevent blood clots. **Atrial fibrillation:** An irregular and often very fast heart rate. The heart's two upper chambers (the atria) beat chaotically and irregularly - out of coordination with the two lower chambers (the ventricles) of the heart. **Hypothyroidism:** Diminished production of thyroid hormone, leading to clinical manifestations of thyroid insufficiency, including low metabolic rate, tendency to gain weight, somnolence, and sometimes myxedema. **Arthropathy:** Any disease or abnormal condition affecting a joint.

Gender	2011		2012		2013		2014		2015	
	Cases	Avg Bill	Cases	Avg Bill	Cases	Avg Bill	Cases	Avg Bill	Cases	Avg Bill
Male	7,095	\$216	4,101	\$239	2,380	\$310	2,662	\$371	2,883	\$384
Female	6,484	\$221	4,682	\$231	2,239	\$307	2,357	\$358	2,807	\$382
Age Group	2011		2012		2013		2014		2015	
	Cases	Avg Bill	Cases	Avg Bill	Cases	Avg Bill	Cases	Avg Bill	Cases	Avg Bill
0-17	63	\$212	138	\$222	138	\$244	310	\$499	260	\$668
18-35	474	\$313	553	\$244	186	\$407	213	\$405	201	\$456
36-49	1,032	\$226	1,881	\$228	463	\$305	509	\$380	394	\$368
50-64	2,687	\$213	4,058	\$229	1,297	\$294	1,476	\$342	1,259	\$371
65+	9,323	\$214	2,153	\$251	2,535	\$313	2,511	\$356	3,576	\$364
Total	13,579	\$218	8,783	\$235	4,619	\$309	5,019	\$365	5,690	\$383

Patient Discharges



Average Billed Charges



County / Hospital	2011		2012		2013		2014		2015	
	Cases	Avg Bill	Cases	Avg Bill	Cases	Avg Bill	Cases	Avg Bill	Cases	Avg Bill
Clark										
Centennial Hills	2	\$862	3	\$886	0	\$0	0	\$0	0	\$0
Desert Springs	2	\$396	4	\$1,206	5	\$861	2	\$898	1	\$672
Mountain View	2	\$320	5	\$358	0	\$0	1	\$418	0	\$0
North Vista	0	\$0	2	\$964	9	\$1,030	1	\$504	3	\$635
Southern Hills	0	\$0	0	\$0	1	\$1,938	1	\$818	2	\$1,576
Spring Valley	17	\$2,397	1	\$2,605	4	\$3,164	0	\$0	2	\$679
St. Rose-Rose de Lima	52	\$237	68	\$272	32	\$256	37	\$1,273	38	\$400
St. Rose-San Martin	36	\$216	21	\$226	40	\$293	37	\$350	40	\$427
St. Rose-Siena	0	\$0	0	\$0	0	\$0	0	\$0	6	\$1,314
Summerlin	4	\$875	8	\$1,238	0	\$0	1	\$863	2	\$962
Sunrise	5	\$971	3	\$520	7	\$1,063	2	\$909	2	\$2,327
UMC	286	\$303	274	\$336	230	\$341	472	\$542	433	\$731
Valley	5	\$975	6	\$1,322	4	\$1,298	1	\$1,212	1	\$1,065
Total	411	\$399	395	\$376	332	\$419	555	\$583	530	\$701
Washoe										
Carson Tahoe	123	\$302	29	\$254	64	\$138	28	\$264	58	\$218
Northern Nevada	0	\$0	1	\$325	0	\$0	0	\$0	0	\$0
Renown Regional	908	\$145	6,527	\$242	2,735	\$357	3,336	\$367	3,395	\$360
Renown S. Meadows	0	\$0	0	\$0	194	\$351	292	\$332	690	\$365
Saint Mary's	11,088	\$220	1,103	\$171	852	\$172	588	\$243	843	\$340
Sierra Surgery	0	\$0	0	\$0	0	\$0	0	\$0	0	\$0
Total	12,119	\$215	7,660	\$232	3,845	\$312	4,244	\$347	4,986	\$356
Rural										
Battle Mountain	0	\$0	33	\$156	87	\$159	42	\$148	4	\$117
Boulder City	0	\$0	0	\$0	0	\$0	0	\$0	0	\$0
Carson Valley	911	\$187	474	\$216	212	\$228	62	\$245	75	\$238
Churchill	3	\$148	5	\$335	2	\$237	2	\$200	3	\$498
Desert View	0	\$0	0	\$0	0	\$0	0	\$0	0	\$0
Grover C. Dils	0	\$0	0	\$0	0	\$0	0	\$0	0	\$0
Humboldt	88	\$138	134	\$149	118	\$164	92	\$155	48	\$195
Incline Village	30	\$139	12	\$123	0	\$0	0	\$0	0	\$0
Mesa View	6	\$206	2	\$481	4	\$235	0	\$0	0	\$0
Mount Grant	0	\$0	0	\$0	0	\$0	1	\$159	39	\$116
Northeastern	0	\$0	0	\$0	4	\$314	1	\$102	4	\$54
Nye	0	\$0	3	\$182	0	\$0	0	\$0	0	\$0
Pershing	4	\$97	47	\$79	10	\$85	3	\$111	1	\$100
South Lyon	5	\$166	17	\$207	4	\$154	16	\$117	0	\$0
William Bee Ririe	2	\$179	1	\$292	1	\$178	1	\$184	0	\$0
Total	1,049	\$181	728	\$192	442	\$194	220	\$176	174	\$196
All Counties	13,579	\$218	8,783	\$235	4,619	\$309	5,019	\$365	5,690	\$383

