



Personal Health Choices

University of Nevada Las Vegas
Center for Health Information Analysis
&

Nevada Department of Health and Human Services
Division of Health Care Financing and Policy



BOOK 1
GENERAL ACUTE CARE HOSPITALS
Twenty-Eighth Edition

Table of Contents

Foreword	i
Acknowledgments	ii
Introduction	iii
Factors to Consider in Reviewing this Report	iv
General Acute Care Hospitals	v
Listing of DRG Groups (Reports)	vi - viii
Discussion and Graphics: 75 Diagnostic Related Groups	1 - 150

Foreword

Personal Health Choices is a joint publication of the Center for Health Information Analysis (CHIA) and the Nevada Department of Health and Human Services, Division of Health Care Financing and Policy. This report presents general acute care hospital inpatient discharge billing records data for 75 common medical and surgical diagnoses by MS-DRG (Medicare Severity Diagnosis-Related Group) as reported by 34 of Nevada's acute care hospitals that discharged patients within the period of 2011 to 2015.

These data are available through the standard Uniform Billing form, which is utilized by hospitals to bill for their hospital charges. These data include patients who were admitted to a hospital as an inpatient, but do not include patients who were treated and released from the emergency room. It includes information about patients discharged from non-federal hospitals in Nevada. These data identify billed charges, not the actual payments received by the hospital.

The data were compiled by CHIA using information from inpatient hospital billing records. This information was gathered and analyzed as part of a contractual agreement between the Department of Health and Human Services and the University under the authority granted in Section 439B of the Nevada Revised Statutes. CHIA audits the data and requests corrections when errors are found. It is not possible to detect all errors. CHIA is not responsible for errors that cannot be found by an audit.

An electronic copy of this publication can be downloaded from <http://www.nevadacomparecare.net/static-choices.php>

Nevada Department of Health and Human Services
Division of Health Care Financing and Policy
1100 East William Street, Suite 101
Carson City, NV 89701
Telephone: (775) 684-3676

Personal Health Choices
Twenty-Eighth Edition, 2011-2015
Published June, 2016

The Great Seal of the State of Nevada is a large, faint watermark in the background. It features a circular border with the text "THE GREAT SEAL OF THE STATE OF NEVADA" and "FOR OUR COUNTRY" at the bottom. Inside the seal is a landscape with a mountain, a river, a plow, and a sheaf of wheat, surrounded by stars.

PERSONAL HEALTH CHOICES: 2011-2015

Book 1 - Acute Care Hospitals - Inpatient

ACKNOWLEDGMENTS

Department of Health and Human Services

Richard Whitley, MS, Director

University of Nevada, Las Vegas, School of Community Health Sciences

Shawn Gerstenberger, PhD, Dean

Center for Health Information Analysis

Joseph Greenway, MPH, Director

Division of Health Care Financing and Policy

Marta Jensen, Acting Administrator

Janice Prentice, Chief, Reimbursement Analysis and Payment Unit

Introduction

This twenty-eighth edition, Book 1 of Personal Health Choices compares 34 of Nevada's general acute care hospitals with respect to 75 common medical diagnoses and surgical procedures, defined by Medicare Severity Diagnosis Related Groups (MS-DRGs: see below). The definitions to all DRGs can be found on the narrative page for each DRG. Each diagnosis and procedure in this publication may be based on an individual DRG or multiple related DRGs.

THE DIAGNOSIS RELATED GROUP (DRG) SYSTEM

Diagnosis Related Group (DRG), is a classification system that is based on principal and secondary disease diagnoses, medical and surgical procedures, complications, comorbidities (coexisting conditions), age and discharge status. The DRG system is complex in its construction, and is based upon documentation in the patient's medical record. DRGs are divided into 25 exclusive categories referred to as major diagnostic categories (MDCs). DRGs enable hospitals to recover the appropriate reimbursement for services rendered, evaluate the quality of care and assist in evaluating utilization of services. The DRGs classify patients with similar utilization of hospital resources and length of stay patterns. Each DRG represents the average resources needed to treat patients grouped to that DRG compared to the national average of resources to treat all Medicare patients. Hospitals are reimbursed at a flat rate based on the theory that patients with similar illnesses undergoing similar procedures will require similar care. The primary outcome of the DRG system is the more efficiently a hospital delivers care, the greater its operating margin will be.

INFORMATION LEVEL

Personal Health Choices is intended as a source of information regarding the billed charges of hospitals in Nevada, and should not be construed as a definitive guide for selecting a hospital in order to receive inpatient medical care. The financial information in this report is based on billed charges rather than the amount actually collected on discharged patients per DRG. Billed charges and collected charges can differ significantly. This report provides the reader information about one component of healthcare pricing - inpatient hospitalization. Hospital outpatient services as well as professional physician and other non-hospital inpatient ancillary healthcare services are not covered in this report.

CREDIT DUE: Google Web was extensively used to obtain definitions for medical terms. This can be accessed by typing, 'define: term' in the Google search box. Also <http://medical-dictionary.thefreedictionary.com/>

Factors

The information provided in this report is formatted so as to present narrative and tabular data on the first page and detailed tabular data on the second. This report covers a five-year trend line for DRG-related data. DRGs are sometimes broken down by age factors and/or presence of comorbidity. Comorbidity or comorbid conditions are defined as two or more coexisting medical conditions.

The first page of each selected DRG presents gender and age breakdowns of the overall hospital inpatient population, factored by the total number of discharges, average length of hospital stay and average billed charges. The age categories consist of 0-17, 18-35, 36-49, 50-64, and 65+. These age categories were selected to best illustrate the impact of the disease diagnoses and medical and surgical procedures on the populations affected. The narrative information on the first page for each DRG is based on the available data and may contain information on specific diagnoses and surgical procedures involved in the treatment of the patient. These diagnoses and procedures may not always be directly related to the primary ailment. The second page examines specific hospitals in Clark, Washoe and the Rural counties with regard to total discharges, average length of stays, and average billed charges.

It should be noted that, when comparing hospitals to average length of stay and billed charges, information based on small numbers of cases cannot provide a reliable statistical base upon which information can reflect a given hospital's experience. Further, physician charges (including those of surgeons) are normally separate from hospital charges, except in rural areas where some physician services -- such as radiology, anesthesia, and laboratory tests -- may be included in the hospital charges.

The Center for Health Information Analysis (CHIA) receives patient bill records directly from all the hospitals. These data are audited and if errors are found a resend is requested. The audit includes missing or out of range fields as well as statistical mixes of fields such as payer, gender, and race. Although CHIA does everything it can to validate the data, there are some types of errors that cannot be audited. The hospitals are typically very good at creating data and coding so these errors are a rarity.

GENERAL ACUTE CARE HOSPITALS

Hospital Name	Address	Phone	Beds	County
Battle Mountain General Hospital	535 Humboldt St., Battle Mountain, NV 89820	(775) 635-2550	25	Lander
Boulder City Hospital	901 Adams Blvd., Boulder City, NV 89005	(702) 293-4111	82	Clark
Carson Tahoe Regional Medical Center	1600 Medical Pkwy., Carson City, NV 89703	(775) 445-8000	211	Carson
Carson Valley Medical Center	1107 Highway 395, Gardnerville, NV 89410	(775) 782-1500	23	Douglas
Centennial Hills Hospital Medical Center	6900 N. Durango Dr., Las Vegas, NV 89149	(702) 835-9700	190	Clark
Churchill Community Hospital	801 E. Williams Ave., Fallon, NV 89406	(775) 423-3151	25	Churchill
Desert Springs Hospital	2075 E. Flamingo Rd., Las Vegas, NV 89119	(702) 369-7610	293	Clark
Desert View Regional Medical Center	360 S. Lola Ln., Pahrump, NV 89048	(775) 751-7500	25	Nye
Grover C. Dils Medical Center	700 N. Spring St., Caliente, NV 89008	(775) 726-3171	20	Lincoln
Humboldt General Hospital	118 E. Haskell St., Winnemucca, NV 89445	(775) 623-5222	53	Humboldt
Incline Village Community Hospital	880 Alder Ave., Incline Village, NV 89451	(775) 833-4100	4	Washoe
Mesa View Regional Hospital	1299 Bertha Howe Ave., Mesquite, NV 89027	(702) 346-8040	25	Clark
Mount Grant General Hospital	1st & A St., Hawthorne, NV 89415	(775) 945-2461	35	Mineral
Mountain View Hospital	3100 N. Tenaya Way, Las Vegas, NV 89128	(702) 255-5000	340	Clark
North Vista Hospital	1409 E. Lake Mead Blvd., North Las Vegas, NV 89030	(702) 649-7711	177	Clark
Northeastern Nevada Regional Hospital	2001 Errecart Blvd., Elko, NV 89801	(775) 738-5151	75	Elko
Northern Nevada Medical Center	2375 E. Prater Way, Sparks, NV 89434	(775) 356-4001	108	Washoe
Nye Regional Medical Center (CLOSED In 2015)	825 Erie Main St., Tonopah, NV 89409	(775) 482-6233	12	Nye
Pershing General Hospital	855 6th St., Lovelock, NV 89419	(775) 273-2621	38	Pershing
Renown Regional Medical Center	1155 Mill St., Reno, NV 89502	(775) 982-4511	808	Washoe
Renown South Meadows Medical Center	10101 Double R Blvd., Reno, NV 89521	(775) 982-7000	76	Washoe
Saint Mary's Regional Medical Center	235 W. Sixth St., Reno, NV 89503	(775) 770-3000	380	Washoe
Saint Rose Dominican Hospitals Rose de Lima Campus	102 E. Lake Mead Dr., Henderson, NV 89015	(702) 616-5000	110	Clark
Saint Rose Dominican Hospitals San Martin Campus	8280 W. Warm Springs Rd. Las Vegas, NV 89113	(702) 616-5509	147	Clark
Saint Rose Dominican Hospitals Siena Campus	3001 St. Rose Pkwy., Henderson, NV 89052	(702) 616-5000	326	Clark
Sierra Surgery Hospital	1400 Medical Pkwy., Carson City, NV 89703	(775) 883-1700	15	Carson
South Lyon Medical Center	213 Whitacre St., Yerington, NV 89447	(775) 463-2301	63	Lyon
Southern Hills Hospital & Medical Center	9300 W. Sunset Rd., Las Vegas, NV 89148	(702) 855-1850	180	Clark
Spring Valley Hospital Medical Center	5400 S. Rainbow Blvd., Las Vegas, NV 89118	(702) 853-3333	238	Clark
Summerlin Hospital Medical Center	657 Town Center Dr., Las Vegas, NV 89144	(702) 233-7000	454	Clark
Sunrise Hospital & Medical Center	3186 S. Maryland Pkwy., Las Vegas, NV 89109	(702) 731-8000	690	Clark
University Medical Center of Southern Nevada	1800 W. Charleston Blvd., Las Vegas, NV 89102	(702) 383-2000	541	Clark
Valley Hospital Medical Center	620 Shadow Ln., Las Vegas, NV 89106	(702) 388-4000	301	Clark
William Bee Ririe Hospital	1500 Avenue H, Ely, NV 89301	(775) 289-3001	25	White Pine

Listing of DRG Groups (Reports)

MSDRGs	Group Name	MDC	Pages
056-057	Degenerative Nervous System Disorders	01	1-2
058-060	Multiple Sclerosis & Cerebellar Ataxia	01	3-4
061-063	Acute Ischemic Stroke With Use Of Thrombolytic Agent	01	5-6
064-066	Intracranial Hemorrhage Or Cerebral Infarction	01	7-8
069	Transient Ischemia	01	9-10
088-090	Concussion	01	11-12
163-165	Major Chest Procedures	04	13-14
177-179	Respiratory Infections & Inflammations	04	15-16
180-182	Respiratory Neoplasms	04	17-18
183-185	Major Chest Trauma	04	19-20
189	Pulmonary Edema & Respiratory Failure	04	21-22
190-192	Chronic Obstructive Pulmonary Disease	04	23-24
193-195	Simple Pneumonia & Pleurisy	04	25-26
202-203	Bronchitis & Asthma	04	27-28
216-221	Cardiac Valve & Other Major Cardiothoracic Procedures	05	29-30
231-232	Coronary Bypass With PTCA	05	31-32
233-236	Coronary Bypass	05	33-34
237-238,268-272	Major Cardiovascular Procedures	05	35-36
242-244	Permanent Cardiac Pacemaker Implant	05	37-38
280-282	Acute Myocardial Infarction, Discharged Alive	05	39-40
283-285	Acute Myocardial Infarction, Expired	05	41-42
291-293	Heart Failure & Shock	05	43-44
296-298	Cardiac Arrest, Unexplained	05	45-46
299-301	Peripheral Vascular Disorders	05	47-48
302-303	Atherosclerosis	05	49-50

Listing of DRG Groups (Reports)

MSDRGs	Group Name	MDC	Pages
304-305	Hypertension	05	51-52
306-307	Cardiac Congenital & Valvular Disorders	05	53-54
308-310	Cardiac Arrhythmia & Conduction Disorders	05	55-56
311	Angina Pectoris	05	57-58
313	Chest Pain	05	59-60
326-328	Stomach, Esophageal & Duodenal Procedures	06	61-62
329-331	Major Small & Large Bowel Procedures	06	63-64
332-334	Rectal Resection	06	65-66
338-343	Appendectomy	06	67-68
344-346	Minor Small & Large Bowel Procedures	06	69-70
350-352	Inguinal & Femoral Hernia Procedures	06	71-72
353-355	Hernia Procedures Except Inguinal & Femoral	06	73-74
377-379	Gastrointestinal Hemorrhage	06	75-76
380-384	Peptic Ulcer	06	77-78
385-387	Inflammatory Bowel Disease	06	79-80
388-390	Gastrointestinal Obstruction	06	81-82
411-416	Cholecystectomy - Nonlaparoscopic	07	83-84
417-419	Cholecystectomy - Laparoscopic	07	85-86
432-434	Cirrhosis & Alcoholic Hepatitis	07	87-88
480-482	Hip & Femur Procedures Except Major Joint	08	89-90
485-489	Knee Procedures	08	91-92
490-491,518-520	Back & Neck Procedures Except Spinal Fusion	08	93-94
551-552	Medical Back Problems	08	95-96
582-583	Mastectomy For Malignancy	09	97-98
619-621	Operating Room Procedures For Obesity	10	99-100

Listing of DRG Groups (Reports)

MSDRGs	Group Name	MDC	Pages
637-639	Diabetes	10	101-102
643-645	Endocrine Disorders	10	103-104
656-658	Kidney & Ureter Procedures For Neoplasm	11	105-106
659-661	Kidney And Ureter Procedures For Non-Neoplasm	11	107-108
665-667	Prostatectomy	11	109-110
682-684	Renal Failure	11	111-112
685	Admit For Renal Dialysis	11	113-114
686-688	Kidney & Urinary Tract Neoplasms	11	115-116
689-690	Kidney And Urinary Tract Infections	11	117-118
691-694	Urinary Stones	11	119-120
765	Cesarean Section With Complications	14	121-122
766	Cesarean Section Without Complications	14	123-124
774	Vaginal Delivery With Complicating Diagnoses	14	125-126
775	Vaginal Delivery Without Complicating Diagnoses	14	127-128
780	False Labor	14	129-130
791	Prematurity With Major Problems	15	131-132
795	Normal Newborn	15	133-134
856-858,862-863	Postoperative Or Post-Traumatic Infections	18	135-136
865-866	Viral Illness	18	137-138
870-872	Septicemia Or Severe Sepsis	18	139-140
881	Depressive Neuroses	19	141-142
895-897	Alcohol/Drug Abuse Or Dependence	20	143-144
913-914	Traumatic Injury	21	145-146
915-916	Allergic Reactions	21	147-148
917-918	Poisoning & Toxic Effects Of Drugs	21	149-150

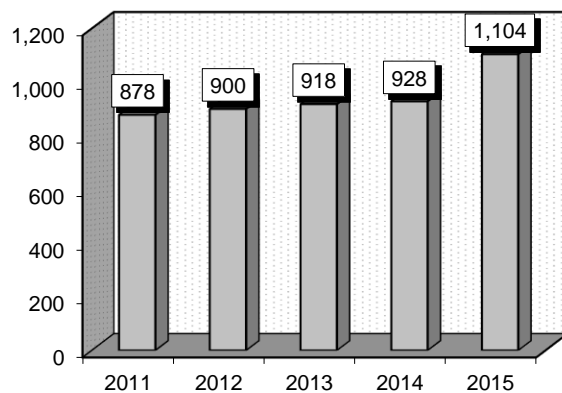
Degenerative Nervous System Disorders (056-057)

Diagnoses: that frequently accompanied Degenerative Nervous System Disorders were: 1) Alzheimer's disease (3310), 2) Unspecified essential hypertension (4019), 3) Paralysis agitans (3320), 4) Hemiplegia, unspecified, affecting unspecified side (34290), 5) Dementia with lewy bodies (33182).

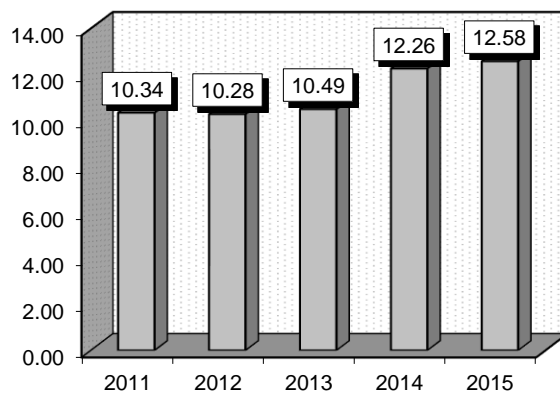
Definitions: **Alzheimer's disease:** A progressive, degenerative disorder that attacks the brain's nerve cells, or neurons, resulting in loss of memory, thinking and language skills, and behavioral changes. **Hypertension:** High blood pressure. **Hemiplegia:** Paralysis of one side of the body. **Dementia:** A general term for a decline in mental ability severe enough to interfere with daily life. Memory loss is an example. Alzheimer's is the most common type of dementia.

Gender	2011			2012			2013			2014			2015		
	Cases	Avg LOS	Avg Bill	Cases	Avg LOS	Avg Bill	Cases	Avg LOS	Avg Bill	Cases	Avg LOS	Avg Bill	Cases	Avg LOS	Avg Bill
Male	398	10.01	\$59,406	406	10.15	\$62,384	446	10.09	\$64,654	425	10.60	\$71,056	535	12.50	\$88,059
Female	480	10.61	\$56,888	494	10.38	\$65,867	472	10.87	\$66,973	503	13.67	\$78,888	569	12.66	\$92,143
Age Group	Cases	Avg LOS	Avg Bill	Cases	Avg LOS	Avg Bill	Cases	Avg LOS	Avg Bill	Cases	Avg LOS	Avg Bill	Cases	Avg LOS	Avg Bill
0-17	3	2.67	\$33,153	7	1.86	\$15,042	7	4.57	\$53,887	5	5.60	\$62,779	10	2.40	\$31,455
18-35	23	7.13	\$61,071	31	5.29	\$93,421	35	4.40	\$65,189	31	5.61	\$93,885	35	4.91	\$76,146
36-49	45	9.04	\$67,348	47	8.32	\$76,094	41	4.20	\$61,672	56	4.64	\$66,013	84	6.93	\$86,461
50-64	108	8.17	\$48,025	120	6.16	\$55,247	141	5.92	\$56,710	119	10.38	\$69,160	178	9.74	\$89,585
65+	699	10.89	\$58,981	695	11.43	\$64,257	694	12.16	\$68,103	717	13.50	\$76,330	797	14.27	\$92,035
Total	878	10.34	\$58,029	900	10.28	\$64,296	918	10.49	\$65,847	928	12.26	\$75,301	1,104	12.58	\$90,164

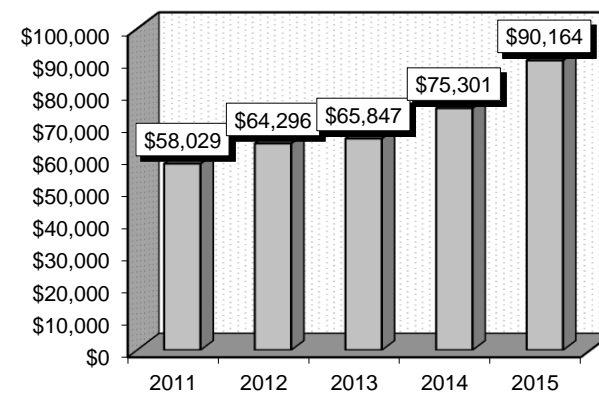
Patient Discharges



Average Length of Stay



Average Billed Charges



County / Hospital	2011			2012			2013			2014			2015		
	Cases	Avg LOS	Avg Bill	Cases	Avg LOS	Avg Bill	Cases	Avg LOS	Avg Bill	Cases	Avg LOS	Avg Bill	Cases	Avg LOS	Avg Bill
Clark															
Centennial Hills	17	7.47	\$61,202	16	4.19	\$60,318	25	4.52	\$73,922	25	5.52	\$80,814	35	3.66	\$64,577
Desert Springs	21	5.10	\$44,397	37	8.92	\$72,417	45	11.71	\$66,933	55	15.85	\$81,748	83	11.41	\$71,514
Mountain View	49	6.20	\$63,337	45	4.27	\$50,010	59	4.46	\$55,770	50	4.34	\$62,881	91	8.33	\$81,050
North Vista	13	10.00	\$35,242	14	18.50	\$58,546	22	14.77	\$48,937	9	46.00	\$118,635	8	16.00	\$65,606
Southern Hills	6	4.33	\$92,420	45	9.53	\$42,766	72	12.08	\$53,302	78	11.38	\$48,190	98	10.97	\$64,071
Spring Valley	36	3.47	\$50,090	28	4.25	\$85,008	24	3.92	\$39,703	29	5.48	\$75,975	54	9.91	\$100,511
St. Rose-Rose de Lima	12	7.25	\$44,829	11	4.73	\$46,888	14	2.93	\$40,420	13	6.62	\$56,713	26	16.96	\$141,335
St. Rose-San Martin	11	5.27	\$47,020	14	6.29	\$100,124	19	4.74	\$75,228	17	6.29	\$106,421	14	3.07	\$60,347
St. Rose-Siena	44	9.59	\$70,456	35	4.97	\$64,331	39	4.26	\$63,260	29	5.21	\$76,177	28	4.86	\$91,906
Summerlin	35	3.74	\$36,251	40	3.20	\$42,394	18	3.67	\$53,299	42	5.71	\$86,805	67	12.34	\$117,402
Sunrise	64	5.17	\$55,947	41	4.90	\$55,266	54	6.63	\$67,146	54	4.33	\$67,878	121	9.66	\$107,821
UMC	40	8.90	\$36,171	33	7.27	\$49,271	44	5.18	\$36,328	44	22.09	\$61,552	36	11.81	\$63,358
Valley	63	5.59	\$57,647	82	4.84	\$67,464	66	6.74	\$100,426	65	5.57	\$86,598	100	8.26	\$80,242
Total	411	6.22	\$53,468	441	6.07	\$59,655	501	7.16	\$62,459	510	9.49	\$72,734	761	9.77	\$86,877
Washoe															
Carson Tahoe	75	18.99	\$66,892	121	13.15	\$52,684	113	16.13	\$63,523	115	16.20	\$61,864	91	20.20	\$67,012
Northern Nevada	274	15.72	\$73,605	249	16.78	\$85,774	214	17.48	\$85,351	234	17.64	\$94,850	185	22.82	\$129,942
Renown Regional	69	8.39	\$41,891	56	9.55	\$52,170	39	7.72	\$50,288	25	8.84	\$68,207	32	7.06	\$56,008
Renown S. Meadows	5	2.00	\$14,411	1	1.00	\$14,815	5	3.20	\$20,557	2	2.00	\$13,129	1	1.00	\$20,361
Saint Mary's	11	3.55	\$26,114	8	3.25	\$18,018	26	3.81	\$51,361	15	5.80	\$63,369	24	5.29	\$55,184
Sierra Surgery	0	0.00	\$0	0	0.00	\$0	0	0.00	\$0	0	0.00	\$0	0	0.00	\$0
Total	434	14.65	\$65,517	435	14.55	\$70,834	397	15.06	\$72,651	391	16.12	\$81,819	333	19.26	\$99,923
Rural															
Battle Mountain	0	0.00	\$0	0	0.00	\$0	0	0.00	\$0	0	0.00	\$0	0	0.00	\$0
Boulder City	5	4.80	\$8,449	2	4.50	\$9,925	3	5.00	\$16,627	11	13.64	\$39,457	1	3.00	\$5,727
Carson Valley	0	0.00	\$0	2	4.00	\$20,570	0	0.00	\$0	1	2.00	\$12,395	0	0.00	\$0
Churchill	8	4.75	\$15,147	4	32.25	\$71,765	1	5.00	\$25,872	3	4.33	\$20,074	1	3.00	\$20,937
Desert View	3	6.33	\$30,258	2	2.50	\$11,763	1	1.00	\$3,125	4	3.50	\$25,490	3	3.67	\$19,275
Grover C. Dils	0	0.00	\$0	0	0.00	\$0	0	0.00	\$0	0	0.00	\$0	0	0.00	\$0
Humboldt	0	0.00	\$0	4	5.25	\$20,179	1	6.00	\$25,004	1	29.00	\$16,306	1	7.00	\$4,248
Incline Village	0	0.00	\$0	0	0.00	\$0	0	0.00	\$0	0	0.00	\$0	0	0.00	\$0
Mesa View	3	2.67	\$13,253	1	1.00	\$4,227	4	1.75	\$14,801	0	0.00	\$0	2	3.00	\$11,720
Mount Grant	2	3.00	\$12,696	0	0.00	\$0	2	4.50	\$13,618	0	0.00	\$0	0	0.00	\$0
Northeastern	3	3.67	\$19,494	7	9.14	\$39,217	6	3.17	\$17,000	6	4.17	\$25,402	2	3.00	\$20,421
Nye	0	0.00	\$0	0	0.00	\$0	1	1.00	\$299	0	0.00	\$0	0	0.00	\$0
Pershing	2	3.50	\$8,984	0	0.00	\$0	0	0.00	\$0	0	0.00	\$0	0	0.00	\$0
South Lyon	3	8.00	\$12,374	1	5.00	\$11,391	1	4.00	\$20,124	0	0.00	\$0	0	0.00	\$0
William Bee Ririe	4	6.25	\$26,704	1	1.00	\$2,745	0	0.00	\$0	1	3.00	\$16,951	0	0.00	\$0
Total	33	4.91	\$16,355	24	10.13	\$31,049	20	3.35	\$15,637	27	8.74	\$29,418	10	3.60	\$15,302
All Counties	878	10.34	\$58,029	900	10.28	\$64,296	918	10.49	\$65,847	928	12.26	\$75,301	1,104	12.58	\$90,164

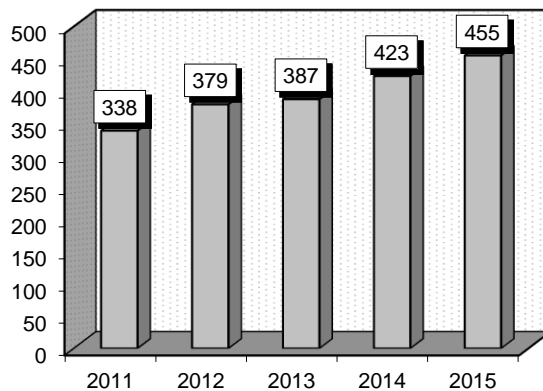
Multiple Sclerosis & Cerebellar Ataxia (058-060)

Diagnoses: that frequently accompanied Multiple Sclerosis & Cerebellar Ataxia were: 1) Unspecified essential hypertension (4019), 2) Chronic pain syndrome (3384), 3) Abnormality of gait (7812), 4) Anxiety state, unspecified (30000), 5) Tobacco use disorder (3051), 6) Hemiplegia, unspecified, affecting unspecified side (34290).

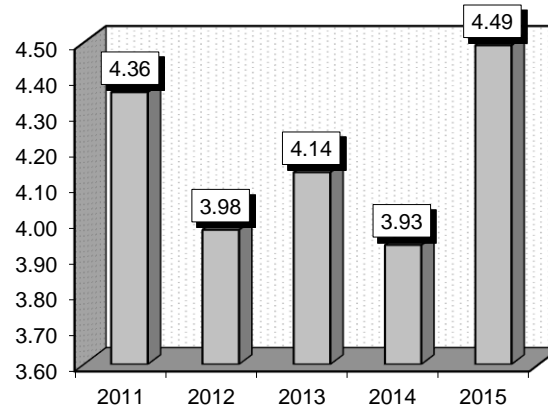
Definitions: **Multiple sclerosis:** A chronic degenerative disease of the central nervous system in which gradual destruction of myelin occurs in patches throughout the brain or spinal cord or both, interfering with the nerve pathways and causing muscular weakness, loss of coordination, and speech and visual disturbances. **Hypertension:** High blood pressure. **Neuromyelitis:** Also called Devic's disease, is a central nervous system disorder causing primarily swelling and inflammation of the eye nerves (optic neuritis) and the spinal cord (myelitis). **Myelin:** An insulating layer, or sheath, that forms around nerves, including those in the brain and spinal cord. It is made up of protein and fatty substances. **Hemiplegia:** Paralysis of one side of the body.

Gender	2011			2012			2013			2014			2015		
	Cases	Avg LOS	Avg Bill	Cases	Avg LOS	Avg Bill	Cases	Avg LOS	Avg Bill	Cases	Avg LOS	Avg Bill	Cases	Avg LOS	Avg Bill
Male	95	4.48	\$58,305	88	3.95	\$50,110	105	4.51	\$53,053	110	4.11	\$58,433	114	5.14	\$69,887
Female	243	4.31	\$43,647	291	3.98	\$46,445	282	4.00	\$47,686	313	3.87	\$57,517	341	4.28	\$62,459
Age Group	Cases	Avg LOS	Avg Bill	Cases	Avg LOS	Avg Bill	Cases	Avg LOS	Avg Bill	Cases	Avg LOS	Avg Bill	Cases	Avg LOS	Avg Bill
0-17	1	2.00	\$22,864	4	4.00	\$26,687	2	3.50	\$27,992	3	1.67	\$24,974	8	4.13	\$42,691
18-35	76	3.39	\$40,306	113	3.40	\$38,580	95	4.19	\$47,408	129	3.67	\$49,082	120	4.10	\$59,745
36-49	127	4.50	\$53,818	128	4.12	\$54,665	143	4.10	\$52,230	148	4.26	\$66,921	175	4.50	\$63,415
50-64	99	5.24	\$49,669	87	4.08	\$44,796	113	4.24	\$50,150	109	3.63	\$54,134	106	4.62	\$70,200
65+	35	3.54	\$37,344	47	4.79	\$54,563	34	3.82	\$38,894	34	4.68	\$65,270	46	5.26	\$69,913
Total	338	4.36	\$47,767	379	3.98	\$47,296	387	4.14	\$49,142	423	3.93	\$57,755	455	4.49	\$64,320

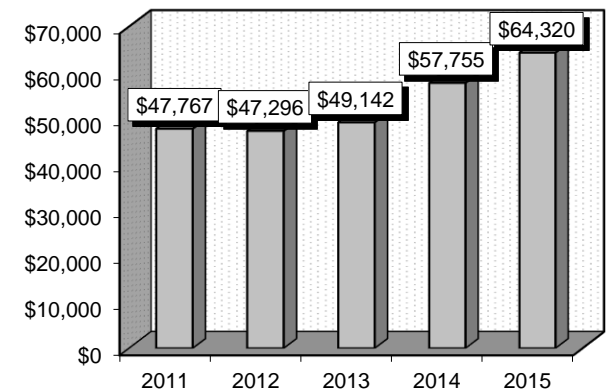
Patient Discharges



Average Length of Stay



Average Billed Charges



County / Hospital	2011			2012			2013			2014			2015		
	Cases	Avg LOS	Avg Bill	Cases	Avg LOS	Avg Bill	Cases	Avg LOS	Avg Bill	Cases	Avg LOS	Avg Bill	Cases	Avg LOS	Avg Bill
Clark															
Centennial Hills	27	3.85	\$62,059	35	3.80	\$54,390	38	3.61	\$59,398	37	3.38	\$65,208	32	3.72	\$74,071
Desert Springs	6	3.50	\$41,838	15	4.80	\$58,947	18	5.61	\$52,634	22	4.05	\$56,307	40	6.03	\$68,046
Mountain View	25	5.56	\$50,562	19	3.37	\$37,400	30	3.93	\$47,014	35	3.80	\$66,830	61	4.49	\$61,252
North Vista	5	5.60	\$37,735	4	4.00	\$50,570	7	5.00	\$31,271	13	3.46	\$38,835	5	6.00	\$31,986
Southern Hills	4	3.00	\$31,116	9	5.11	\$72,820	9	2.00	\$27,369	18	3.94	\$69,266	15	3.67	\$72,157
Spring Valley	29	3.72	\$49,677	31	3.03	\$55,607	41	4.90	\$63,183	31	5.16	\$81,436	30	4.70	\$80,628
St. Rose-Rose de Lima	5	3.40	\$33,997	5	4.60	\$71,470	8	2.63	\$31,403	4	3.50	\$71,752	9	4.67	\$104,513
St. Rose-San Martin	12	3.67	\$36,508	7	4.86	\$75,829	10	3.60	\$31,806	21	3.71	\$61,728	22	4.50	\$75,565
St. Rose-Siena	23	4.17	\$31,540	23	3.43	\$27,234	18	4.72	\$56,876	11	2.91	\$45,084	23	3.52	\$43,845
Summerlin	22	3.05	\$45,306	35	4.37	\$68,392	29	4.97	\$68,548	30	4.47	\$80,377	47	4.64	\$84,696
Sunrise	45	3.73	\$65,335	47	3.26	\$35,689	36	5.25	\$59,933	54	3.24	\$42,348	44	4.89	\$64,425
UMC	20	5.35	\$31,147	33	3.52	\$27,543	24	3.96	\$27,433	34	3.85	\$29,248	20	5.40	\$42,087
Valley	63	4.76	\$58,573	54	3.69	\$55,194	46	3.00	\$55,656	47	3.72	\$62,503	59	3.93	\$66,432
Total	286	4.23	\$50,796	317	3.73	\$49,069	314	4.20	\$52,955	357	3.82	\$58,756	407	4.56	\$68,004
Washoe															
Carson Tahoe	5	5.00	\$24,664	2	2.50	\$18,655	7	3.43	\$21,748	1	1.00	\$7,203	1	3.00	\$31,709
Northern Nevada	7	9.43	\$63,893	7	7.29	\$65,969	2	3.50	\$28,601	4	3.25	\$36,882	1	2.00	\$29,639
Renown Regional	23	5.39	\$30,630	35	6.09	\$41,487	41	4.32	\$31,978	32	3.72	\$29,628	25	3.80	\$25,992
Renown S. Meadows	1	1.00	\$6,643	2	1.50	\$36,862	5	2.60	\$15,455	1	5.00	\$42,446	3	2.00	\$16,313
Saint Mary's	9	3.00	\$28,095	10	3.30	\$25,791	10	4.20	\$67,651	12	9.17	\$166,982	11	5.82	\$67,402
Sierra Surgery	0	0.00	\$0	0	0.00	\$0	0	0.00	\$0	0	0.00	\$0	0	0.00	\$0
Total	45	5.40	\$34,102	56	5.45	\$40,764	65	4.05	\$34,990	50	4.96	\$62,981	41	4.15	\$36,622
Rural															
Battle Mountain	0	0.00	\$0	0	0.00	\$0	0	0.00	\$0	0	0.00	\$0	0	0.00	\$0
Boulder City	0	0.00	\$0	0	0.00	\$0	0	0.00	\$0	2	1.50	\$3,296	0	0.00	\$0
Carson Valley	1	5.00	\$23,685	0	0.00	\$0	0	0.00	\$0	0	0.00	\$0	0	0.00	\$0
Churchill	0	0.00	\$0	0	0.00	\$0	1	3.00	\$13,368	2	5.50	\$21,283	0	0.00	\$0
Desert View	4	2.25	\$7,817	1	1.00	\$5,038	1	4.00	\$23,929	5	3.60	\$20,802	2	3.00	\$13,544
Grover C. Dils	0	0.00	\$0	0	0.00	\$0	0	0.00	\$0	0	0.00	\$0	0	0.00	\$0
Humboldt	0	0.00	\$0	1	2.00	\$38,367	1	1.00	\$14,290	1	1.00	\$9,911	1	3.00	\$22,178
Incline Village	0	0.00	\$0	0	0.00	\$0	0	0.00	\$0	0	0.00	\$0	0	0.00	\$0
Mesa View	0	0.00	\$0	0	0.00	\$0	0	0.00	\$0	0	0.00	\$0	0	0.00	\$0
Mount Grant	0	0.00	\$0	0	0.00	\$0	0	0.00	\$0	0	0.00	\$0	0	0.00	\$0
Northeastern	1	3.00	\$15,915	2	2.00	\$13,819	2	3.50	\$27,214	4	3.75	\$28,105	1	1.00	\$8,451
Nye	1	3.00	\$12,082	0	0.00	\$0	2	1.00	\$299	0	0.00	\$0	0	0.00	\$0
Pershing	0	0.00	\$0	0	0.00	\$0	0	0.00	\$0	0	0.00	\$0	0	0.00	\$0
South Lyon	0	0.00	\$0	0	0.00	\$0	0	0.00	\$0	0	0.00	\$0	0	0.00	\$0
William Bee Ririe	0	0.00	\$0	2	6.50	\$8,113	1	3.00	\$9,298	2	3.00	\$14,971	3	3.00	\$9,578
Total	7	2.86	\$11,850	6	3.33	\$14,545	8	2.50	\$14,489	16	3.38	\$19,090	7	2.71	\$12,350
All Counties	338	4.36	\$47,767	379	3.98	\$47,296	387	4.14	\$49,142	423	3.93	\$57,755	455	4.49	\$64,320

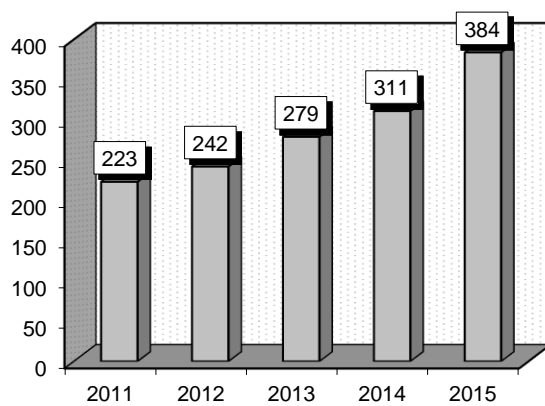
Acute Ischemic Stroke With Use Of Thrombolytic Agent (061-063)

Diagnoses: that frequently accompanied Acute Ischemic Stroke With Use Of Thrombolytic Agent were: 1) Cerebral artery occlusion, unspecified with cerebral infarction (43491), 2) Hemiplegia, unspecified, affecting unspecified side (34290), 3) Unspecified essential hypertension (4019), 4) Other and unspecified hyperlipidemia (2724), 5) Aphasia (7843).

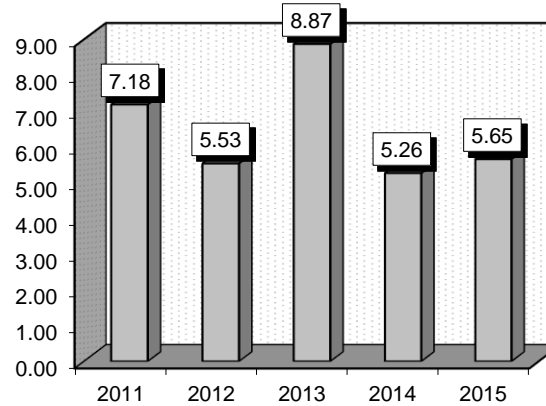
Definitions: **Ischemic stroke:** A stroke caused by diminished blood flow to a particular artery in the brain, e.g., as a result of a clot in the artery or an embolus lodging in the artery. **Ischemia:** An insufficient supply of blood to an organ, usually due to a blocked artery. **Hemiplegia:** Paralysis of one side of the body. **Thrombosis:** Formation of a clot in the blood that either blocks, or partially blocks a blood vessel. The thrombus may lead to infarction, or death of tissue, due to a blocked blood supply. **Embolism:** The obstruction of a blood vessel by a foreign substance or a blood clot that travels through the bloodstream, lodging in a blood vessel, plugging the vessel. Foreign substances that can cause embolisms include air bubbles, amniotic fluid, globules of fat, clumps of bacteria, chemicals (such as talc), and drugs (mainly illegal ones). **Infarction:** Death of tissue from deprivation of its blood supply. **Stenosis:** The abnormal narrowing of a passage in the body. **Hyperlipidemia:** An abnormally high concentration of fats or lipids in the blood.

Gender	2011			2012			2013			2014			2015		
	Cases	Avg LOS	Avg Bill	Cases	Avg LOS	Avg Bill	Cases	Avg LOS	Avg Bill	Cases	Avg LOS	Avg Bill	Cases	Avg LOS	Avg Bill
Male	122	7.31	\$97,790	128	5.58	\$95,719	156	6.35	\$109,087	161	5.19	\$109,554	184	5.01	\$116,979
Female	101	7.03	\$107,025	114	5.48	\$105,631	123	12.07	\$142,700	150	5.34	\$110,336	200	6.25	\$118,243
Age Group	Cases	Avg LOS	Avg Bill	Cases	Avg LOS	Avg Bill	Cases	Avg LOS	Avg Bill	Cases	Avg LOS	Avg Bill	Cases	Avg LOS	Avg Bill
0-17	1	14.00	\$123,712	0	0.00	\$0	0	0.00	\$0	0	0.00	\$0	0	0.00	\$0
18-35	2	6.50	\$115,037	5	2.20	\$64,893	5	6.40	\$112,194	9	3.67	\$114,173	11	4.91	\$105,622
36-49	24	5.75	\$107,502	23	5.74	\$79,080	27	6.63	\$105,291	24	5.21	\$109,357	42	4.95	\$131,840
50-64	63	10.43	\$109,594	77	5.58	\$99,270	77	10.18	\$130,360	79	3.90	\$95,233	107	5.52	\$110,024
65+	133	5.86	\$97,005	137	5.59	\$105,889	170	8.71	\$124,284	199	5.88	\$115,644	224	5.88	\$119,201
Total	223	7.18	\$101,973	242	5.53	\$100,388	279	8.87	\$123,906	311	5.26	\$109,931	384	5.65	\$117,638

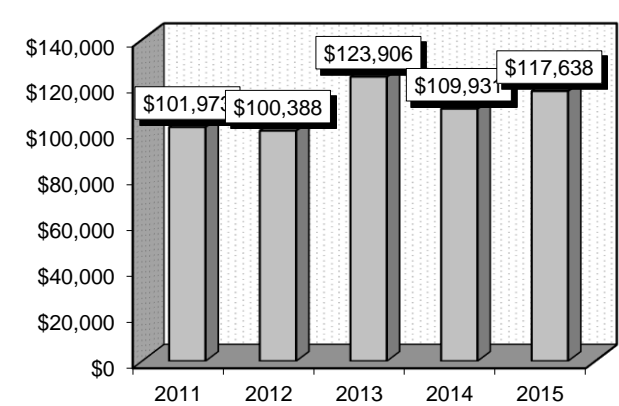
Patient Discharges



Average Length of Stay



Average Billed Charges



County / Hospital	2011			2012			2013			2014			2015		
	Cases	Avg LOS	Avg Bill	Cases	Avg LOS	Avg Bill	Cases	Avg LOS	Avg Bill	Cases	Avg LOS	Avg Bill	Cases	Avg LOS	Avg Bill
Clark															
Centennial Hills	0	0.00	\$0	3	3.00	\$82,510	9	7.00	\$171,868	18	4.50	\$146,555	26	5.73	\$151,527
Desert Springs	10	3.80	\$74,924	21	6.67	\$118,114	27	6.67	\$116,083	23	7.17	\$128,888	18	6.56	\$131,235
Mountain View	20	4.30	\$83,795	14	4.57	\$105,133	24	8.21	\$121,421	20	6.50	\$124,861	31	4.45	\$109,928
North Vista	0	0.00	\$0	0	0.00	\$0	1	3.00	\$108,150	0	0.00	\$0	0	0.00	\$0
Southern Hills	3	4.33	\$59,665	9	5.00	\$76,006	7	2.29	\$64,263	6	2.33	\$64,417	17	4.82	\$97,980
Spring Valley	18	10.11	\$145,411	23	5.04	\$110,644	19	7.74	\$161,085	33	4.91	\$134,659	45	4.27	\$142,472
St. Rose-Rose de Lima	0	0.00	\$0	2	4.00	\$70,556	5	5.00	\$81,779	7	4.29	\$80,203	7	3.71	\$92,750
St. Rose-San Martin	0	0.00	\$0	2	7.00	\$142,060	0	0.00	\$0	5	3.40	\$63,891	7	3.86	\$76,200
St. Rose-Siena	18	6.06	\$94,676	19	3.84	\$83,793	16	4.25	\$81,830	20	4.60	\$79,585	18	6.83	\$105,434
Summerlin	8	4.88	\$131,199	2	3.00	\$100,916	7	5.43	\$185,028	20	7.35	\$185,508	31	4.81	\$155,985
Sunrise	67	6.00	\$113,202	53	4.68	\$110,000	33	6.70	\$120,583	54	5.46	\$108,137	46	5.76	\$125,064
UMC	11	13.55	\$70,001	16	4.81	\$59,841	15	6.13	\$74,041	11	5.18	\$69,720	10	8.60	\$115,938
Valley	30	12.97	\$128,970	46	5.98	\$113,511	55	19.07	\$198,736	32	5.25	\$125,722	38	6.58	\$141,188
Total	185	7.61	\$109,183	210	5.12	\$103,127	218	9.63	\$138,750	249	5.45	\$119,446	294	5.46	\$129,184
Washoe															
Carson Tahoe	0	0.00	\$0	0	0.00	\$0	0	0.00	\$0	0	0.00	\$0	0	0.00	\$0
Northern Nevada	4	2.00	\$45,825	2	16.50	\$129,924	2	8.00	\$77,801	2	1.50	\$49,872	5	5.40	\$91,972
Renown Regional	25	5.12	\$67,082	18	7.94	\$74,529	44	6.77	\$66,960	38	4.89	\$62,006	56	5.07	\$62,776
Renown S. Meadows	0	0.00	\$0	0	0.00	\$0	2	2.00	\$25,385	0	0.00	\$0	0	0.00	\$0
Saint Mary's	9	6.56	\$75,629	12	7.33	\$86,317	12	4.83	\$96,836	22	4.09	\$90,481	29	8.79	\$110,946
Sierra Surgery	0	0.00	\$0	0	0.00	\$0	0	0.00	\$0	0	0.00	\$0	0	0.00	\$0
Total	38	5.13	\$66,869	32	8.25	\$82,412	60	6.27	\$71,911	62	4.50	\$71,719	90	6.29	\$79,919
Rural															
Battle Mountain	0	0.00	\$0	0	0.00	\$0	0	0.00	\$0	0	0.00	\$0	0	0.00	\$0
Boulder City	0	0.00	\$0	0	0.00	\$0	0	0.00	\$0	0	0.00	\$0	0	0.00	\$0
Carson Valley	0	0.00	\$0	0	0.00	\$0	1	1.00	\$7,633	0	0.00	\$0	0	0.00	\$0
Churchill	0	0.00	\$0	0	0.00	\$0	0	0.00	\$0	0	0.00	\$0	0	0.00	\$0
Desert View	0	0.00	\$0	0	0.00	\$0	0	0.00	\$0	0	0.00	\$0	0	0.00	\$0
Grover C. Dils	0	0.00	\$0	0	0.00	\$0	0	0.00	\$0	0	0.00	\$0	0	0.00	\$0
Humboldt	0	0.00	\$0	0	0.00	\$0	0	0.00	\$0	0	0.00	\$0	0	0.00	\$0
Incline Village	0	0.00	\$0	0	0.00	\$0	0	0.00	\$0	0	0.00	\$0	0	0.00	\$0
Mesa View	0	0.00	\$0	0	0.00	\$0	0	0.00	\$0	0	0.00	\$0	0	0.00	\$0
Mount Grant	0	0.00	\$0	0	0.00	\$0	0	0.00	\$0	0	0.00	\$0	0	0.00	\$0
Northeastern	0	0.00	\$0	0	0.00	\$0	0	0.00	\$0	0	0.00	\$0	0	0.00	\$0
Nye	0	0.00	\$0	0	0.00	\$0	0	0.00	\$0	0	0.00	\$0	0	0.00	\$0
Pershing	0	0.00	\$0	0	0.00	\$0	0	0.00	\$0	0	0.00	\$0	0	0.00	\$0
South Lyon	0	0.00	\$0	0	0.00	\$0	0	0.00	\$0	0	0.00	\$0	0	0.00	\$0
William Bee Ririe	0	0.00	\$0	0	0.00	\$0	0	0.00	\$0	0	0.00	\$0	0	0.00	\$0
Total	0	0.00	\$0	0	0.00	\$0	1	1.00	\$7,633	0	0.00	\$0	0	0.00	\$0
All Counties	223	7.18	\$101,973	242	5.53	\$100,388	279	8.87	\$123,906	311	5.26	\$109,931	384	5.65	\$117,638

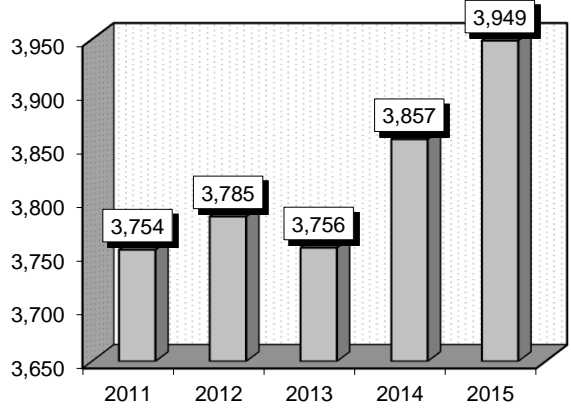
Intracranial Hemorrhage Or Cerebral Infarction (064-066)

Diagnoses: that frequently accompanied Intracranial Hemorrhage Or Cerebral Infarction were: 1) Cerebral artery occlusion, unspecified with cerebral infarction (43491), 2) Cerebral embolism with cerebral infarction (43411), 3) Occlusion and stenosis of carotid artery with cerebral infarction (43311), 4) Subdural hemorrhage (4321), 5) Unspecified essential hypertension (4019), 6) Acute respiratory failure (51881), 7) Hemiplegia, unspecified, affecting unspecified side (34290), 8) Tobacco use disorder (3051), 9) Long-term (current) use of aspirin (V5866).

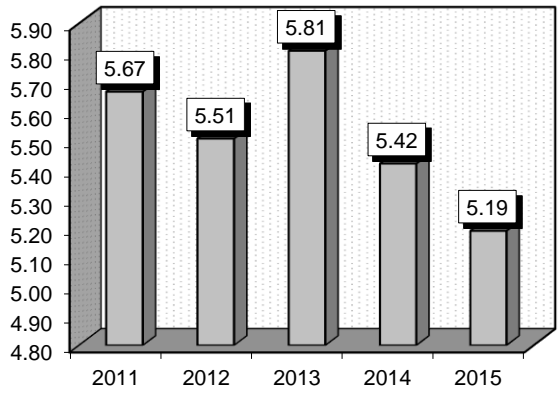
Definitions: **Occlusion:** The blockage or closing of a blood vessel or hollow organ. **Hemorrhage:** An escape of blood from the blood vessels, especially when excessive. **Arteriography:** Radiography of an artery, carried out after injection of a radio-opaque substance. **Thrombosis:** Formation of a clot in the blood that either blocks, or partially blocks a blood vessel. The thrombus may lead to infarction, or death of tissue, due to a blocked blood supply. **Embolism:** The obstruction of a blood vessel by a foreign substance or a blood clot that travels through the bloodstream, lodging in a blood vessel, plugging the vessel. Foreign substances that can cause embolisms include air bubbles, amniotic fluid, globules of fat, clumps of bacteria, chemicals (such as talc), and drugs (mainly illegal ones). **Infarction:** Death of tissue from deprivation of its blood supply. **Stenosis:** The abnormal narrowing of a passage in the body. **Hypertension:** High blood pressure. **Hemiplegia:** Paralysis of one side of the body.

Gender	2011			2012			2013			2014			2015		
	Cases	Avg LOS	Avg Bill	Cases	Avg LOS	Avg Bill	Cases	Avg LOS	Avg Bill	Cases	Avg LOS	Avg Bill	Cases	Avg LOS	Avg Bill
Male	1,911	6.03	\$60,698	1,978	5.65	\$63,861	1,973	6.03	\$70,798	1,993	5.81	\$72,926	2,114	5.55	\$73,182
Female	1,843	5.30	\$56,547	1,807	5.34	\$62,848	1,783	5.56	\$65,691	1,864	5.01	\$66,533	1,835	4.78	\$72,569
Age Group	Cases	Avg LOS	Avg Bill	Cases	Avg LOS	Avg Bill	Cases	Avg LOS	Avg Bill	Cases	Avg LOS	Avg Bill	Cases	Avg LOS	Avg Bill
0-17	13	3.62	\$34,700	15	5.07	\$49,874	7	4.57	\$49,382	11	6.09	\$74,420	17	4.12	\$87,599
18-35	85	5.51	\$61,890	59	6.61	\$74,258	76	7.22	\$92,595	64	5.45	\$74,359	82	4.91	\$86,340
36-49	296	8.05	\$77,162	279	7.70	\$84,711	294	8.67	\$83,878	284	5.51	\$74,549	305	5.10	\$84,747
50-64	976	6.83	\$64,789	1,087	6.71	\$69,767	1,010	7.26	\$79,432	1,116	6.85	\$80,568	1,062	6.25	\$78,635
65+	2,384	4.91	\$53,869	2,345	4.66	\$57,690	2,369	4.79	\$61,014	2,382	4.74	\$64,104	2,483	4.77	\$68,443
Total	3,754	5.67	\$58,660	3,785	5.51	\$63,377	3,756	5.81	\$68,374	3,857	5.42	\$69,837	3,949	5.19	\$72,897

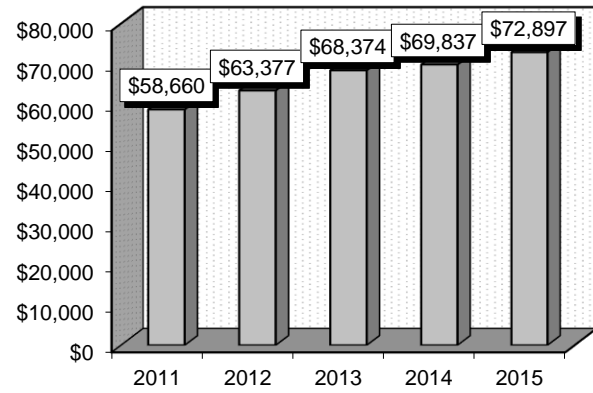
Patient Discharges



Average Length of Stay



Average Billed Charges



County / Hospital	2011			2012			2013			2014			2015		
	Cases	Avg LOS	Avg Bill	Cases	Avg LOS	Avg Bill	Cases	Avg LOS	Avg Bill	Cases	Avg LOS	Avg Bill	Cases	Avg LOS	Avg Bill
Clark															
Centennial Hills	85	4.95	\$59,658	81	3.52	\$65,995	103	4.05	\$77,799	134	3.85	\$81,039	183	4.64	\$91,072
Desert Springs	164	5.75	\$62,192	163	5.02	\$65,860	156	6.83	\$79,206	155	6.06	\$77,528	188	4.24	\$76,958
Mountain View	227	5.76	\$72,399	266	5.17	\$67,771	262	5.05	\$72,882	280	5.04	\$73,912	317	4.49	\$78,612
North Vista	35	5.83	\$51,866	36	7.72	\$58,002	24	4.96	\$47,178	36	4.44	\$48,960	37	4.38	\$47,404
Southern Hills	40	4.95	\$63,165	63	5.08	\$60,387	58	4.52	\$64,337	61	3.77	\$57,613	90	4.07	\$66,306
Spring Valley	258	4.76	\$63,175	238	5.62	\$76,920	239	6.77	\$91,964	255	5.25	\$89,477	240	4.68	\$88,106
St. Rose-Rose de Lima	58	4.14	\$47,235	82	3.93	\$49,764	92	2.78	\$44,671	101	3.05	\$51,717	107	4.50	\$73,207
St. Rose-San Martin	48	2.71	\$37,557	84	4.19	\$55,716	71	3.30	\$48,191	70	3.96	\$63,928	100	4.67	\$75,275
St. Rose-Siena	324	4.22	\$52,553	292	5.14	\$60,758	275	3.81	\$56,285	287	4.12	\$60,038	225	4.79	\$71,294
Summerlin	131	3.73	\$53,419	157	3.76	\$63,253	195	4.76	\$77,433	176	4.90	\$86,909	203	4.64	\$86,142
Sunrise	526	6.79	\$81,659	481	6.86	\$92,809	452	6.50	\$91,007	510	6.76	\$98,644	548	6.36	\$101,856
UMC	246	9.30	\$55,605	298	7.48	\$52,414	293	7.25	\$56,214	257	5.41	\$48,371	242	6.86	\$62,767
Valley	512	6.46	\$81,058	494	6.33	\$92,329	465	9.26	\$113,598	452	7.17	\$106,396	443	5.96	\$90,098
Total	2,654	5.91	\$67,463	2,735	5.79	\$73,350	2,685	6.20	\$80,017	2,774	5.52	\$81,010	2,923	5.29	\$83,726
Washoe															
Carson Tahoe	153	4.25	\$30,106	144	3.58	\$27,566	162	3.10	\$27,307	159	3.50	\$27,951	130	3.48	\$27,133
Northern Nevada	40	5.10	\$53,065	47	2.89	\$40,187	55	2.69	\$40,519	52	3.31	\$43,374	56	3.50	\$47,912
Renown Regional	566	6.13	\$43,692	556	5.39	\$41,845	590	5.63	\$43,507	596	6.07	\$46,229	585	5.75	\$48,081
Renown S. Meadows	30	2.60	\$30,601	11	2.45	\$27,410	12	3.50	\$42,005	21	2.33	\$28,500	17	3.06	\$32,986
Saint Mary's	180	4.11	\$34,674	188	4.83	\$37,453	178	4.99	\$41,408	176	5.33	\$46,569	174	4.32	\$38,270
Sierra Surgery	0	0.00	\$0	0	0.00	\$0	0	0.00	\$0	0	0.00	\$0	0	0.00	\$0
Total	969	5.30	\$39,854	946	4.84	\$38,549	997	4.92	\$40,317	1,004	5.31	\$42,876	962	5.01	\$43,199
Rural															
Battle Mountain	0	0.00	\$0	0	0.00	\$0	0	0.00	\$0	0	0.00	\$0	0	0.00	\$0
Boulder City	0	0.00	\$0	4	1.00	\$2,033	6	4.00	\$20,364	5	3.00	\$7,911	0	0.00	\$0
Carson Valley	16	2.69	\$18,212	13	3.23	\$27,828	3	3.33	\$21,005	11	2.09	\$10,334	8	2.38	\$13,797
Churchill	24	4.29	\$18,962	20	3.75	\$19,562	8	4.13	\$23,026	7	2.57	\$18,362	9	3.33	\$20,960
Desert View	31	3.23	\$16,238	9	8.00	\$36,336	6	2.33	\$15,598	9	2.67	\$21,485	9	3.78	\$25,319
Grover C. Dils	2	3.50	\$7,075	2	7.50	\$14,575	1	3.00	\$5,011	5	2.80	\$3,821	2	3.50	\$4,986
Humboldt	5	4.40	\$25,588	12	3.33	\$28,286	11	3.91	\$25,965	18	5.06	\$26,443	3	5.33	\$42,844
Incline Village	0	0.00	\$0	0	0.00	\$0	0	0.00	\$0	0	0.00	\$0	0	0.00	\$0
Mesa View	15	2.80	\$16,229	6	2.67	\$12,080	8	2.75	\$14,672	4	2.75	\$14,911	6	2.67	\$14,145
Mount Grant	1	3.00	\$7,059	1	2.00	\$6,969	2	5.00	\$15,686	2	6.00	\$21,766	1	4.00	\$9,806
Northeastern	26	2.85	\$27,273	30	4.47	\$39,443	23	3.91	\$35,159	15	3.60	\$32,578	19	2.79	\$37,531
Nye	4	2.00	\$10,799	2	4.50	\$22,642	1	2.00	\$17,184	0	0.00	\$0	0	0.00	\$0
Pershing	1	2.00	\$8,940	1	1.00	\$1,580	0	0.00	\$0	0	0.00	\$0	0	0.00	\$0
South Lyon	1	4.00	\$7,269	3	3.00	\$8,324	4	3.50	\$7,980	1	3.00	\$7,926	1	3.00	\$7,839
William Bee Ririe	5	7.20	\$27,075	1	3.00	\$13,674	1	2.00	\$9,255	2	3.00	\$10,693	6	4.67	\$17,205
Total	131	3.39	\$19,438	104	4.06	\$26,971	74	3.61	\$23,911	79	3.43	\$20,144	64	3.28	\$24,754
All Counties	3,754	5.67	\$58,660	3,785	5.51	\$63,377	3,756	5.81	\$68,374	3,857	5.42	\$69,837	3,949	5.19	\$72,897

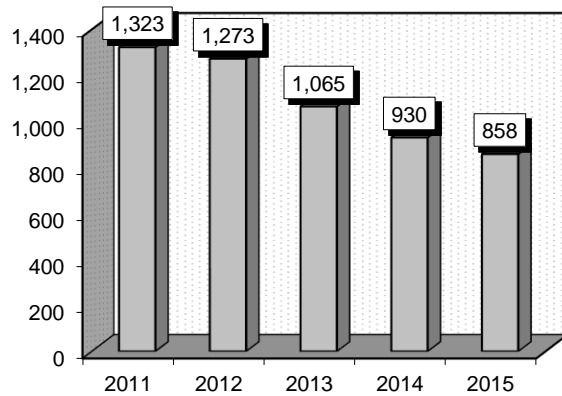
Transient Ischemia (069)

Diagnoses: that frequently accompanied Transient Ischemia were: 1) Unspecified transient cerebral ischemia (4359), 2) Unspecified essential hypertension (4019), 3) Other and unspecified hyperlipidemia (2724), 4) Personal history of transient ischemic attack (TIA), and cerebral infarction without residual deficits (V1254), 5) Diabetes mellitus without mention of complication, type II or unspecified type, not stated as uncontrolled (25000).

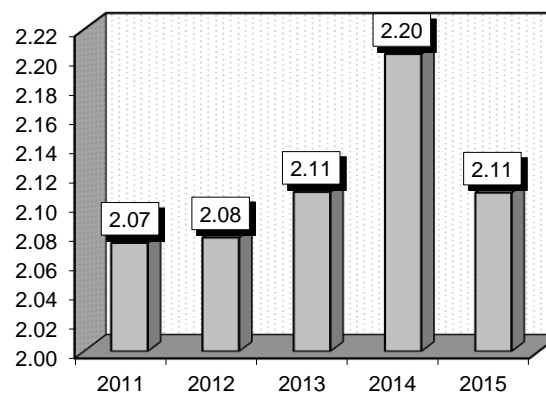
Definitions: **Ischemic stroke:** A stroke caused by diminished blood flow to a particular artery in the brain, e.g., as a result of a clot in the artery or an embolus lodging in the artery. **Ischemia:** An insufficient supply of blood to an organ, usually due to a blocked artery. **Transient ischemic attack (TIA):** A neurological event with the signs and symptoms of a stroke, but which go away within a short period of time. Also called a mini-stroke, a TIA is due to a temporary lack of adequate blood and oxygen (ischemia) to the brain. **Hyperlipidemia:** An abnormally high concentration of fats or lipids in the blood.

Gender	2011			2012			2013			2014			2015		
	Cases	Avg LOS	Avg Bill	Cases	Avg LOS	Avg Bill	Cases	Avg LOS	Avg Bill	Cases	Avg LOS	Avg Bill	Cases	Avg LOS	Avg Bill
Male	566	1.90	\$29,147	564	2.15	\$32,323	463	2.25	\$35,758	416	2.38	\$41,226	378	2.18	\$44,062
Female	757	2.20	\$31,617	709	2.02	\$33,184	602	2.00	\$33,947	514	2.06	\$40,841	480	2.05	\$43,849
Age Group	Cases	Avg LOS	Avg Bill	Cases	Avg LOS	Avg Bill	Cases	Avg LOS	Avg Bill	Cases	Avg LOS	Avg Bill	Cases	Avg LOS	Avg Bill
0-17	0	0.00	\$0	0	0.00	\$0	0	0.00	\$0	1	1.00	\$6,918	0	0.00	\$0
18-35	18	1.39	\$34,042	27	1.93	\$34,503	19	1.42	\$33,220	22	1.95	\$43,717	27	2.04	\$44,536
36-49	127	2.16	\$35,182	130	1.97	\$37,416	108	1.87	\$38,842	95	2.07	\$46,876	82	1.57	\$40,827
50-64	358	1.90	\$30,411	319	2.07	\$32,663	290	2.22	\$36,332	264	2.07	\$39,232	229	2.21	\$46,656
65+	820	2.15	\$29,834	797	2.10	\$32,049	648	2.12	\$33,379	548	2.30	\$40,809	520	2.15	\$43,209
Total	1,323	2.07	\$30,560	1,273	2.08	\$32,803	1,065	2.11	\$34,734	930	2.20	\$41,013	858	2.11	\$43,943

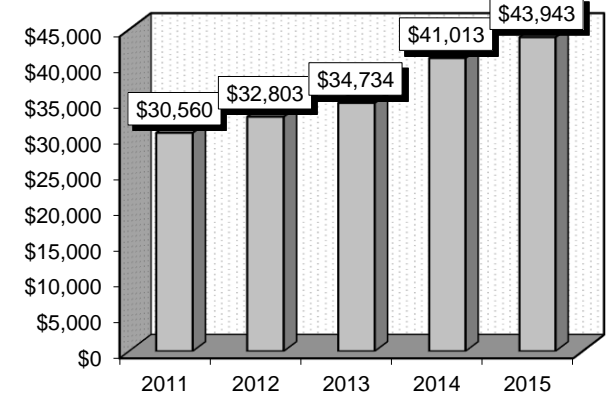
Patient Discharges



Average Length of Stay



Average Billed Charges



County / Hospital	2011			2012			2013			2014			2015		
	Cases	Avg LOS	Avg Bill	Cases	Avg LOS	Avg Bill	Cases	Avg LOS	Avg Bill	Cases	Avg LOS	Avg Bill	Cases	Avg LOS	Avg Bill
Clark															
Centennial Hills	74	2.22	\$35,514	60	2.20	\$36,919	75	1.85	\$43,643	77	1.73	\$46,140	89	2.09	\$51,790
Desert Springs	78	2.12	\$28,607	119	2.21	\$37,501	88	2.41	\$38,866	78	2.22	\$42,251	39	2.31	\$52,332
Mountain View	117	2.06	\$35,934	148	2.10	\$38,066	102	2.27	\$39,132	82	2.61	\$52,501	104	2.03	\$49,459
North Vista	22	2.55	\$33,012	17	2.76	\$30,512	10	2.60	\$35,619	12	2.42	\$30,629	18	1.33	\$26,654
Southern Hills	22	2.50	\$33,855	19	2.32	\$37,701	29	1.72	\$35,448	18	1.83	\$36,975	27	2.19	\$40,235
Spring Valley	155	1.63	\$30,644	118	1.61	\$31,484	120	2.53	\$38,273	97	2.29	\$39,814	60	2.25	\$52,519
St. Rose-Rose de Lima	17	2.06	\$34,705	9	2.89	\$35,424	13	1.77	\$34,749	15	2.33	\$49,139	7	2.43	\$47,067
St. Rose-San Martin	18	2.28	\$29,550	18	2.44	\$32,293	14	1.50	\$31,545	6	1.67	\$46,632	5	2.40	\$51,391
St. Rose-Siena	69	2.28	\$33,891	41	2.07	\$33,416	40	1.60	\$38,681	17	1.76	\$47,383	16	1.63	\$42,405
Summerlin	120	2.19	\$32,558	100	2.05	\$37,190	91	2.27	\$40,936	116	2.51	\$53,082	98	2.18	\$55,740
Sunrise	92	2.30	\$41,391	112	2.21	\$46,083	63	2.10	\$43,966	97	2.53	\$46,897	96	2.23	\$51,430
UMC	39	2.10	\$26,201	43	1.79	\$25,587	50	2.38	\$27,928	35	2.03	\$26,124	38	2.79	\$41,639
Valley	160	2.26	\$36,109	114	1.96	\$37,953	112	2.19	\$41,395	100	2.29	\$47,584	88	1.98	\$44,003
Total	983	2.12	\$33,834	918	2.06	\$36,862	807	2.20	\$39,195	750	2.29	\$45,667	685	2.14	\$49,096
Washoe															
Carson Tahoe	55	1.82	\$17,247	47	1.98	\$20,177	53	1.83	\$19,080	41	1.88	\$19,153	43	2.02	\$19,613
Northern Nevada	14	1.86	\$33,238	9	1.00	\$25,415	10	1.90	\$35,786	7	1.00	\$28,946	3	1.00	\$43,895
Renown Regional	145	2.18	\$25,638	179	2.47	\$25,689	71	1.87	\$24,474	51	2.06	\$26,943	43	2.65	\$32,431
Renown S. Meadows	13	1.38	\$27,492	12	1.25	\$23,178	8	1.75	\$24,842	2	1.50	\$28,659	1	3.00	\$32,048
Saint Mary's	34	1.62	\$22,492	52	1.67	\$19,908	78	1.78	\$19,754	46	1.85	\$21,003	59	1.44	\$20,652
Sierra Surgery	0	0.00	\$0	0	0.00	\$0	0	0.00	\$0	0	0.00	\$0	0	0.00	\$0
Total	261	1.97	\$23,960	299	2.16	\$23,708	220	1.83	\$22,029	147	1.88	\$23,030	149	1.96	\$24,296
Rural															
Battle Mountain	0	0.00	\$0	0	0.00	\$0	1	2.00	\$213	0	0.00	\$0	0	0.00	\$0
Boulder City	1	3.00	\$11,793	0	0.00	\$0	1	1.00	\$1,629	0	0.00	\$0	1	1.00	\$8,046
Carson Valley	4	1.50	\$13,564	4	1.25	\$14,597	1	1.00	\$12,361	0	0.00	\$0	2	1.00	\$10,499
Churchill	11	1.64	\$9,763	15	1.47	\$12,394	10	2.60	\$17,116	3	1.67	\$15,934	1	5.00	\$16,108
Desert View	25	1.84	\$10,835	11	1.91	\$9,573	14	1.64	\$10,733	16	1.50	\$11,323	6	2.00	\$14,365
Grover C. Dils	0	0.00	\$0	0	0.00	\$0	0	0.00	\$0	0	0.00	\$0	0	0.00	\$0
Humboldt	7	1.14	\$14,665	5	3.60	\$26,242	2	1.00	\$14,690	1	1.00	\$3,686	2	1.50	\$14,530
Incline Village	0	0.00	\$0	0	0.00	\$0	0	0.00	\$0	0	0.00	\$0	0	0.00	\$0
Mesa View	14	1.36	\$9,354	4	1.50	\$7,578	2	2.00	\$17,893	1	4.00	\$23,281	0	0.00	\$0
Mount Grant	7	4.14	\$12,278	1	1.00	\$2,097	1	4.00	\$15,225	0	0.00	\$0	0	0.00	\$0
Northeastern	7	1.71	\$20,498	12	1.83	\$21,793	6	1.33	\$16,633	12	1.92	\$20,908	11	2.18	\$25,571
Nye	1	1.00	\$5,990	2	2.50	\$11,280	0	0.00	\$0	0	0.00	\$0	0	0.00	\$0
Pershing	0	0.00	\$0	0	0.00	\$0	0	0.00	\$0	0	0.00	\$0	0	0.00	\$0
South Lyon	0	0.00	\$0	0	0.00	\$0	0	0.00	\$0	0	0.00	\$0	0	0.00	\$0
William Bee Ririe	2	1.00	\$2,726	2	2.00	\$16,508	0	0.00	\$0	0	0.00	\$0	1	2.00	\$10,580
Total	79	1.82	\$11,630	56	1.86	\$14,827	38	1.87	\$13,574	33	1.73	\$15,358	24	2.04	\$18,844
All Counties	1,323	2.07	\$30,560	1,273	2.08	\$32,803	1,065	2.11	\$34,734	930	2.20	\$41,013	858	2.11	\$43,943

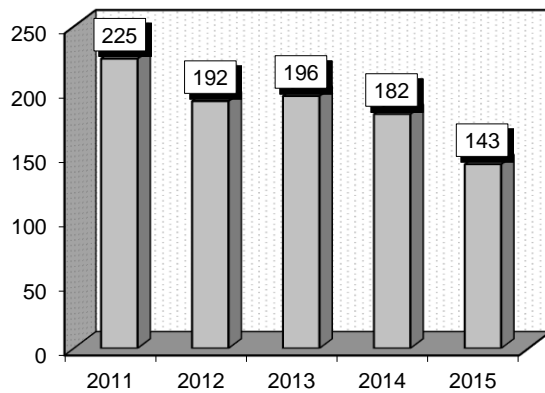
Concussion (088-090)

Diagnoses: that frequently accompanied Concussion were: 1) Concussion with loss of consciousness of unspecified duration (8505), 2) Concussion, with loss of consciousness of 30 minutes or less (85011), 3) Concussion with no loss of consciousness (8500).

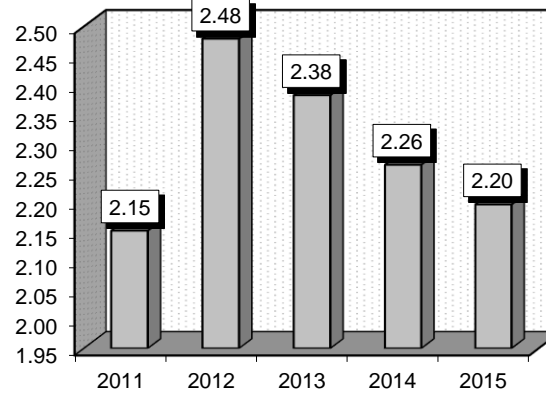
Definitions: Concussion: A trauma-induced change in mental status, with confusion and amnesia, and with or without a brief loss of consciousness. **Subcutaneous tissue:** A layer of loose, irregular connective tissue immediately beneath the skin.

	2011			2012			2013			2014			2015		
Gender	Cases	Avg LOS	Avg Bill	Cases	Avg LOS	Avg Bill	Cases	Avg LOS	Avg Bill	Cases	Avg LOS	Avg Bill	Cases	Avg LOS	Avg Bill
Male	130	1.92	\$35,271	137	2.62	\$38,009	123	2.50	\$40,824	125	2.33	\$47,585	90	2.44	\$52,130
Female	95	2.47	\$36,122	55	2.13	\$37,130	73	2.19	\$41,230	57	2.12	\$39,118	53	1.77	\$41,181
Age Group	Cases	Avg LOS	Avg Bill	Cases	Avg LOS	Avg Bill	Cases	Avg LOS	Avg Bill	Cases	Avg LOS	Avg Bill	Cases	Avg LOS	Avg Bill
0-17	45	1.62	\$26,290	57	1.44	\$27,609	49	1.53	\$30,803	42	1.29	\$29,917	28	1.54	\$28,921
18-35	68	1.59	\$36,809	47	2.04	\$41,460	51	1.98	\$40,874	41	1.71	\$52,000	42	1.81	\$50,058
36-49	30	2.00	\$40,541	26	2.00	\$37,059	27	2.26	\$37,713	32	2.59	\$48,278	23	1.74	\$57,520
50-64	30	2.33	\$34,520	31	2.71	\$45,090	33	3.64	\$52,232	33	2.94	\$47,975	23	3.61	\$66,937
65+	52	3.33	\$39,981	31	5.23	\$44,054	36	3.06	\$47,090	34	3.18	\$48,859	27	2.67	\$40,723
Total	225	2.15	\$35,631	192	2.48	\$37,757	196	2.38	\$40,975	182	2.26	\$44,933	143	2.20	\$48,072

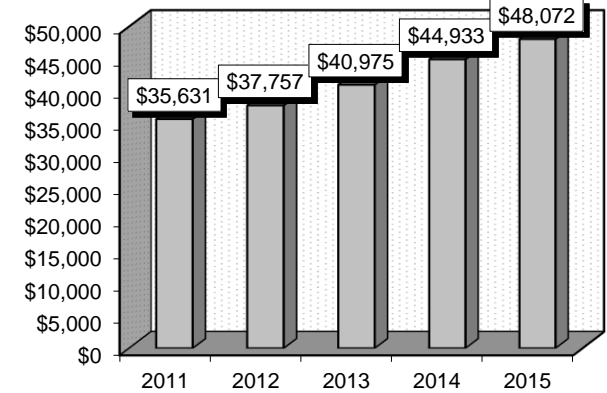
Patient Discharges



Average Length of Stay



Average Billed Charges



County / Hospital	2011			2012			2013			2014			2015		
	Cases	Avg LOS	Avg Bill	Cases	Avg LOS	Avg Bill	Cases	Avg LOS	Avg Bill	Cases	Avg LOS	Avg Bill	Cases	Avg LOS	Avg Bill
Clark															
Centennial Hills	1	1.00	\$29,219	1	5.00	\$66,801	2	1.00	\$41,779	1	1.00	\$59,408	3	1.00	\$27,257
Desert Springs	2	1.00	\$20,277	1	4.00	\$55,332	5	3.60	\$70,629	5	2.40	\$44,757	1	4.00	\$45,121
Mountain View	5	1.60	\$29,065	4	2.50	\$35,504	11	3.18	\$42,864	7	2.43	\$40,831	2	4.00	\$58,435
North Vista	1	2.00	\$11,427	0	0.00	\$0	0	0.00	\$0	0	0.00	\$0	1	1.00	\$20,397
Southern Hills	2	1.00	\$23,366	2	1.50	\$34,279	3	1.67	\$28,952	0	0.00	\$0	1	1.00	\$25,082
Spring Valley	8	1.38	\$26,841	5	3.20	\$45,438	0	0.00	\$0	7	3.57	\$55,713	7	1.86	\$45,806
St. Rose-Rose de Lima	1	3.00	\$82,398	0	0.00	\$0	0	0.00	\$0	3	2.67	\$51,696	0	0.00	\$0
St. Rose-San Martin	1	4.00	\$30,424	1	2.00	\$23,083	0	0.00	\$0	0	0.00	\$0	2	2.00	\$39,521
St. Rose-Siena	12	1.83	\$31,199	7	1.29	\$23,690	10	2.10	\$34,907	3	1.00	\$29,422	3	2.33	\$48,604
Summerlin	7	5.57	\$64,250	3	2.67	\$47,525	9	4.22	\$65,711	1	3.00	\$83,558	2	3.00	\$76,737
Sunrise	32	2.72	\$47,988	24	1.88	\$46,508	24	3.42	\$55,679	34	2.94	\$66,404	18	3.06	\$76,452
UMC	79	1.57	\$32,425	78	2.53	\$35,071	54	1.70	\$33,409	70	1.70	\$34,632	53	2.08	\$44,401
Valley	6	1.33	\$22,822	2	2.50	\$30,750	4	1.25	\$16,416	1	1.00	\$31,929	3	2.33	\$40,034
Total	157	1.99	\$36,045	128	2.38	\$37,536	122	2.44	\$42,144	132	2.19	\$45,453	96	2.28	\$50,393
Washoe															
Carson Tahoe	3	1.67	\$10,283	0	0.00	\$0	2	4.00	\$21,342	1	3.00	\$19,019	2	6.00	\$30,272
Northern Nevada	1	1.00	\$10,966	0	0.00	\$0	0	0.00	\$0	1	2.00	\$23,708	0	0.00	\$0
Renown Regional	47	2.72	\$42,676	57	2.84	\$41,890	63	2.14	\$42,252	40	2.43	\$48,482	40	1.83	\$47,174
Renown S. Meadows	2	2.00	\$30,884	1	1.00	\$8,347	0	0.00	\$0	0	0.00	\$0	0	0.00	\$0
Saint Mary's	0	0.00	\$0	1	2.00	\$13,329	5	4.00	\$32,257	3	4.67	\$35,479	2	2.00	\$15,651
Sierra Surgery	0	0.00	\$0	0	0.00	\$0	0	0.00	\$0	0	0.00	\$0	0	0.00	\$0
Total	53	2.60	\$39,799	59	2.80	\$40,837	70	2.33	\$40,941	45	2.58	\$46,410	44	2.02	\$44,973
Rural															
Battle Mountain	0	0.00	\$0	1	3.00	\$3,843	1	3.00	\$2,280	0	0.00	\$0	0	0.00	\$0
Boulder City	2	3.00	\$4,635	0	0.00	\$0	0	0.00	\$0	0	0.00	\$0	0	0.00	\$0
Carson Valley	0	0.00	\$0	0	0.00	\$0	0	0.00	\$0	0	0.00	\$0	0	0.00	\$0
Churchill	3	1.33	\$13,199	1	1.00	\$10,951	0	0.00	\$0	0	0.00	\$0	0	0.00	\$0
Desert View	1	1.00	\$5,423	0	0.00	\$0	0	0.00	\$0	0	0.00	\$0	0	0.00	\$0
Grover C. Dils	0	0.00	\$0	0	0.00	\$0	0	0.00	\$0	1	2.00	\$5,187	0	0.00	\$0
Humboldt	1	1.00	\$4,313	1	1.00	\$7,702	0	0.00	\$0	1	1.00	\$3,907	0	0.00	\$0
Incline Village	0	0.00	\$0	0	0.00	\$0	0	0.00	\$0	0	0.00	\$0	0	0.00	\$0
Mesa View	1	1.00	\$2,099	0	0.00	\$0	0	0.00	\$0	0	0.00	\$0	1	3.00	\$11,284
Mount Grant	0	0.00	\$0	0	0.00	\$0	0	0.00	\$0	0	0.00	\$0	0	0.00	\$0
Northeastern	4	3.75	\$38,975	0	0.00	\$0	1	1.00	\$16,117	3	1.33	\$26,803	2	1.50	\$23,221
Nye	2	2.00	\$13,573	0	0.00	\$0	2	1.00	\$2,606	0	0.00	\$0	0	0.00	\$0
Pershing	0	0.00	\$0	1	1.00	\$1,898	0	0.00	\$0	0	0.00	\$0	0	0.00	\$0
South Lyon	1	1.00	\$4,774	0	0.00	\$0	0	0.00	\$0	0	0.00	\$0	0	0.00	\$0
William Bee Ririe	0	0.00	\$0	1	1.00	\$10,944	0	0.00	\$0	0	0.00	\$0	0	0.00	\$0
Total	15	2.20	\$16,568	5	1.40	\$7,068	4	1.50	\$5,902	5	1.40	\$17,901	3	2.00	\$19,242
All Counties	225	2.15	\$35,631	192	2.48	\$37,757	196	2.38	\$40,975	182	2.26	\$44,933	143	2.20	\$48,072

Major Chest Procedures (163-165)

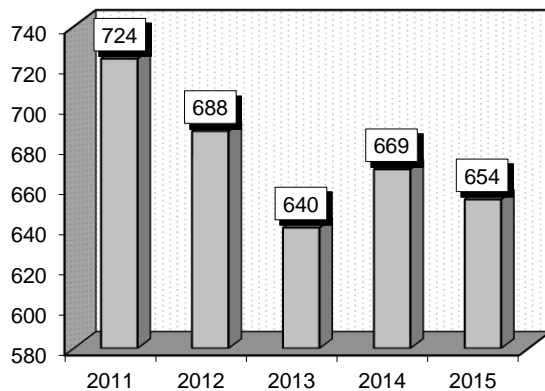
Procedures: that frequently accompanied Major Chest Procedures were: 1) Insertion of intercostal catheter for drainage (3404), 2) Lobectomies of the lung (324), 3) Decortication of lung (3451), 4) Fiber-optic bronchoscopy (3322), 5) Biopsy of lymphatic structure (4011).

Definitions: **Bronchoscopy:** A procedure in which a cylindrical fiberoptic scope is inserted into the airways. This scope contains a viewing device that allows the visual examination of the lower airways. **Thoracoscopy:** A procedure in which a thin tube is attached to a camera and inserted into the chest cavity through small incisions in the skin. **Wedge resection:** A surgical procedure to remove a triangle-shaped slice of tissue. It may be used to remove a tumor or some other type of tissue that requires removal and typically includes a small amount of normal tissue around it. **Lobectomy:** The surgical removal of a lobe of an organ. It most often refers to the removal of a section of a lung. It may also refer to the liver, brain, thyroid gland, and other organs. **Decortication:** A medical procedure involving the surgical removal of the surface layer, membrane, or fibrous cover of an organ. The procedure is usually performed when the lung is covered by a thick, inelastic pleural peel restricting lung expansion. **Intercostal:** Located or occurring between the ribs.

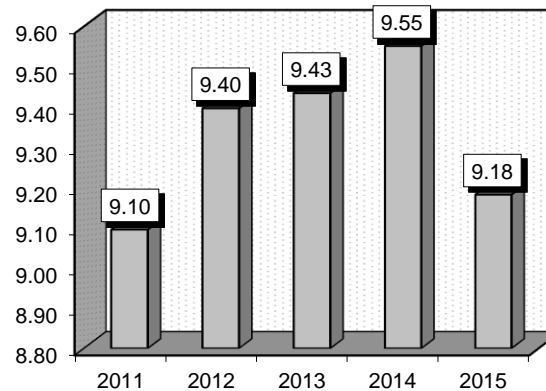
Comment: This procedure includes surgery on structures within the chest cavity, excluding the heart. The most common procedures are those involving the lungs and the esophagus.

Gender	2011			2012			2013			2014			2015		
	Cases	Avg LOS	Avg Bill	Cases	Avg LOS	Avg Bill	Cases	Avg LOS	Avg Bill	Cases	Avg LOS	Avg Bill	Cases	Avg LOS	Avg Bill
Male	384	9.13	\$118,722	374	10.22	\$136,755	330	9.58	\$136,276	342	10.30	\$164,539	337	10.00	\$168,826
Female	340	9.06	\$114,844	314	8.42	\$116,442	310	9.27	\$138,923	327	8.77	\$136,530	317	8.31	\$146,817
Age Group	Cases	Avg LOS	Avg Bill	Cases	Avg LOS	Avg Bill	Cases	Avg LOS	Avg Bill	Cases	Avg LOS	Avg Bill	Cases	Avg LOS	Avg Bill
0-17	64	8.27	\$93,995	33	8.15	\$113,510	51	13.61	\$212,135	47	6.49	\$106,723	41	7.20	\$101,487
18-35	63	8.79	\$103,315	59	9.46	\$114,000	40	10.18	\$140,124	63	11.57	\$191,837	37	8.62	\$143,038
36-49	67	10.18	\$123,192	66	9.53	\$114,424	54	8.96	\$119,755	48	11.10	\$148,767	62	9.92	\$172,916
50-64	186	10.20	\$126,003	189	10.10	\$138,063	184	9.80	\$135,203	170	9.88	\$156,492	188	9.60	\$163,664
65+	344	8.50	\$117,503	341	9.09	\$127,834	311	8.52	\$129,482	341	9.22	\$146,837	326	9.12	\$161,019
Total	724	9.10	\$116,901	688	9.40	\$127,484	640	9.43	\$137,558	669	9.55	\$150,848	654	9.18	\$158,158

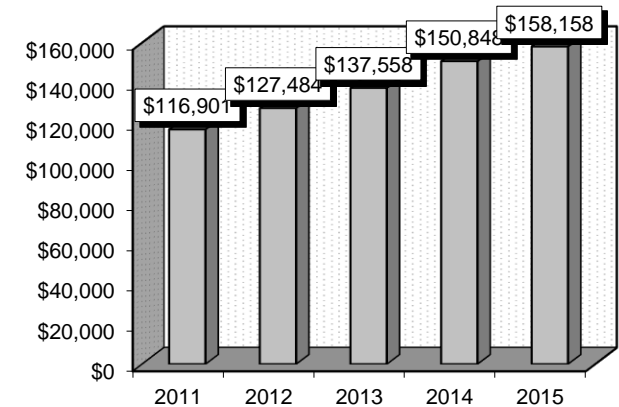
Patient Discharges



Average Length of Stay



Average Billed Charges



County / Hospital	2011			2012			2013			2014			2015		
	Cases	Avg LOS	Avg Bill	Cases	Avg LOS	Avg Bill	Cases	Avg LOS	Avg Bill	Cases	Avg LOS	Avg Bill	Cases	Avg LOS	Avg Bill
Clark															
Centennial Hills	5	10.20	\$186,129	13	12.00	\$223,180	12	14.75	\$236,531	16	18.38	\$271,184	9	12.44	\$285,545
Desert Springs	34	12.50	\$178,126	38	11.76	\$186,130	38	11.34	\$169,703	25	14.36	\$248,449	32	12.25	\$205,994
Mountain View	51	8.90	\$129,517	48	8.00	\$133,807	66	8.61	\$175,478	80	10.31	\$230,225	84	9.45	\$215,780
North Vista	3	14.67	\$240,375	1	17.00	\$147,477	9	15.44	\$192,452	18	11.06	\$154,868	2	9.50	\$99,126
Southern Hills	12	10.17	\$157,772	9	13.56	\$188,594	10	10.30	\$174,853	20	10.35	\$163,175	19	9.89	\$173,594
Spring Valley	13	11.85	\$142,435	10	17.20	\$275,392	9	16.56	\$324,044	10	23.70	\$344,782	15	20.00	\$388,950
St. Rose-Rose de Lima	0	0.00	\$0	0	0.00	\$0	0	0.00	\$0	3	20.33	\$305,479	2	9.00	\$173,222
St. Rose-San Martin	125	7.26	\$109,970	126	8.13	\$117,520	60	8.20	\$109,424	41	8.15	\$130,159	48	10.06	\$153,420
St. Rose-Siena	48	10.13	\$121,407	38	12.18	\$139,490	35	10.63	\$147,627	32	12.94	\$189,380	36	9.17	\$155,524
Summerlin	54	9.63	\$131,301	60	9.88	\$170,459	61	11.02	\$185,081	45	7.80	\$142,347	35	9.00	\$166,621
Sunrise	78	10.38	\$144,371	52	10.98	\$179,570	70	10.01	\$186,764	96	9.65	\$179,234	74	10.11	\$214,109
UMC	35	16.06	\$159,335	38	13.55	\$165,060	33	17.30	\$202,852	25	14.36	\$167,419	58	10.48	\$186,032
Valley	37	13.41	\$218,883	22	11.32	\$202,406	25	8.92	\$153,322	55	9.27	\$160,956	32	9.38	\$192,518
Total	495	10.17	\$140,725	455	10.36	\$156,911	428	10.74	\$172,637	466	10.89	\$187,619	446	10.33	\$198,551
Washoe															
Carson Tahoe	43	5.26	\$72,209	33	6.70	\$89,717	33	5.85	\$80,262	29	5.31	\$69,037	35	8.20	\$92,053
Northern Nevada	4	13.75	\$171,295	0	0.00	\$0	0	0.00	\$0	1	3.00	\$91,469	2	5.00	\$100,873
Renown Regional	99	8.71	\$67,028	113	9.34	\$74,331	120	7.92	\$69,139	116	7.27	\$65,312	121	7.31	\$69,779
Renown S. Meadows	20	4.90	\$44,110	29	2.62	\$31,014	16	2.63	\$30,813	8	4.13	\$40,394	5	6.60	\$70,359
Saint Mary's	60	4.83	\$57,702	58	6.88	\$69,922	43	5.93	\$63,026	47	5.53	\$71,165	44	3.98	\$58,688
Sierra Surgery	0	0.00	\$0	0	0.00	\$0	0	0.00	\$0	0	0.00	\$0	0	0.00	\$0
Total	226	6.77	\$65,355	233	7.52	\$70,021	212	6.79	\$66,738	201	6.43	\$66,357	207	6.71	\$71,502
Rural															
Battle Mountain	0	0.00	\$0	0	0.00	\$0	0	0.00	\$0	0	0.00	\$0	0	0.00	\$0
Boulder City	0	0.00	\$0	0	0.00	\$0	0	0.00	\$0	0	0.00	\$0	0	0.00	\$0
Carson Valley	3	7.33	\$69,045	0	0.00	\$0	0	0.00	\$0	1	8.00	\$81,696	1	8.00	\$80,735
Churchill	0	0.00	\$0	0	0.00	\$0	0	0.00	\$0	1	13.00	\$67,908	0	0.00	\$0
Desert View	0	0.00	\$0	0	0.00	\$0	0	0.00	\$0	0	0.00	\$0	0	0.00	\$0
Grover C. Dils	0	0.00	\$0	0	0.00	\$0	0	0.00	\$0	0	0.00	\$0	0	0.00	\$0
Humboldt	0	0.00	\$0	0	0.00	\$0	0	0.00	\$0	0	0.00	\$0	0	0.00	\$0
Incline Village	0	0.00	\$0	0	0.00	\$0	0	0.00	\$0	0	0.00	\$0	0	0.00	\$0
Mesa View	0	0.00	\$0	0	0.00	\$0	0	0.00	\$0	0	0.00	\$0	0	0.00	\$0
Mount Grant	0	0.00	\$0	0	0.00	\$0	0	0.00	\$0	0	0.00	\$0	0	0.00	\$0
Northeastern	0	0.00	\$0	0	0.00	\$0	0	0.00	\$0	0	0.00	\$0	0	0.00	\$0
Nye	0	0.00	\$0	0	0.00	\$0	0	0.00	\$0	0	0.00	\$0	0	0.00	\$0
Pershing	0	0.00	\$0	0	0.00	\$0	0	0.00	\$0	0	0.00	\$0	0	0.00	\$0
South Lyon	0	0.00	\$0	0	0.00	\$0	0	0.00	\$0	0	0.00	\$0	0	0.00	\$0
William Bee Ririe	0	0.00	\$0	0	0.00	\$0	0	0.00	\$0	0	0.00	\$0	0	0.00	\$0
Total	3	7.33	\$69,045	0	0.00	\$0	0	0.00	\$0	2	10.50	\$74,802	1	8.00	\$80,735
All Counties	724	9.10	\$116,901	688	9.40	\$127,484	640	9.43	\$137,558	669	9.55	\$150,848	654	9.18	\$158,158

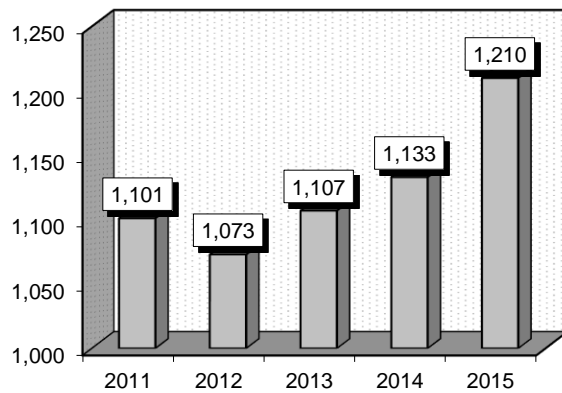
Respiratory Infections & Inflammations (177-179)

Diagnoses: that frequently accompanied Respiratory Infections & Inflammations were: 1) Pneumonitis due to inhalation of food or vomitus (5070), 2) Unspecified essential hypertension (4019), 3) Chronic airway obstruction, not elsewhere classified (496), 4) Hypoxemia (79902), 5) Dysphagia, unspecified (78720), 6) Anemia, unspecified (2859), 7) Personal history of tobacco use (V1582).

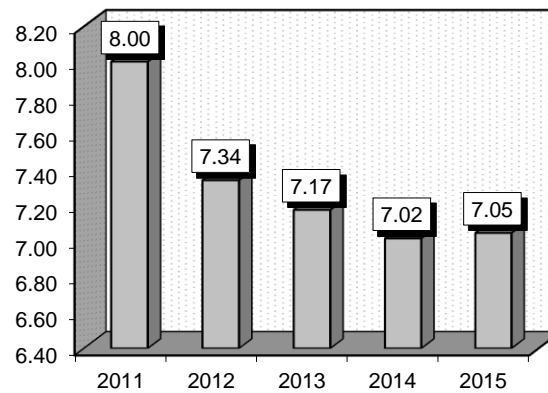
Definitions: **Pneumonia:** Inflammation of the lungs, usually due to infection with bacteria, viruses, or other pathogenic organisms. **Pseudomonas:** A genus of motile, polar-flagellate, non-spore-forming, strictly aerobic bacteria (family Pseudomonadaceae) containing gram-negative rods that occur singly. The metabolism is oxidative. They occur commonly in soil and in freshwater and marine environments. Some species are plant pathogens. Others are involved in human infections. **Hypoxemia:** An abnormal deficiency in the concentration of oxygen in arterial blood. **Dysphagia:** Difficulty in swallowing. **Staphylococcus:** A genus of nonmotile spheric gram-positive bacteria. Some species are normally found on the skin and in the throat. Certain species cause severe purulent infections or produce an enterotoxin, which may cause nausea, vomiting, and diarrhea. Life-threatening staphylococcal infections may arise within hospitals. **Pathogen:** Any virus, microorganism, or other substance causing disease. **Aspiration pneumonia:** An inflammatory condition of the lungs and bronchi caused by inhalation of foreign material or vomitus. **Hypertension:** High blood pressure.

Gender	2011			2012			2013			2014			2015		
	Cases	Avg LOS	Avg Bill	Cases	Avg LOS	Avg Bill	Cases	Avg LOS	Avg Bill	Cases	Avg LOS	Avg Bill	Cases	Avg LOS	Avg Bill
Male	627	8.03	\$76,162	576	7.59	\$74,317	630	7.22	\$74,911	654	7.20	\$80,093	662	7.41	\$84,468
Female	474	7.97	\$75,213	497	7.05	\$69,352	477	7.12	\$72,310	479	6.76	\$70,327	548	6.60	\$77,713
Age Group	Cases	Avg LOS	Avg Bill	Cases	Avg LOS	Avg Bill	Cases	Avg LOS	Avg Bill	Cases	Avg LOS	Avg Bill	Cases	Avg LOS	Avg Bill
0-17	41	8.12	\$74,103	35	7.63	\$60,300	50	8.98	\$86,741	37	7.14	\$72,503	52	7.77	\$98,177
18-35	69	8.06	\$74,176	79	7.27	\$68,666	80	8.48	\$98,244	84	7.61	\$76,288	69	6.70	\$81,910
36-49	100	9.08	\$77,290	69	7.80	\$72,110	84	8.40	\$75,914	80	5.69	\$73,012	71	11.44	\$109,511
50-64	218	8.12	\$79,889	219	8.17	\$76,359	207	7.34	\$78,466	224	7.49	\$76,765	206	7.47	\$89,311
65+	673	7.79	\$74,448	671	7.01	\$71,596	686	6.69	\$68,324	708	6.94	\$76,187	812	6.54	\$75,831
Total	1,101	8.00	\$75,754	1,073	7.34	\$72,017	1,107	7.17	\$73,790	1,133	7.02	\$75,964	1,210	7.05	\$81,409

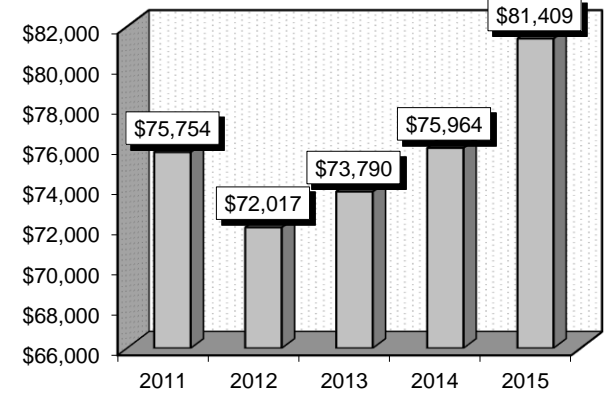
Patient Discharges



Average Length of Stay



Average Billed Charges



County / Hospital	2011			2012			2013			2014			2015		
	Cases	Avg LOS	Avg Bill	Cases	Avg LOS	Avg Bill	Cases	Avg LOS	Avg Bill	Cases	Avg LOS	Avg Bill	Cases	Avg LOS	Avg Bill
Clark															
Centennial Hills	56	7.88	\$98,550	29	6.59	\$91,655	37	6.16	\$104,715	48	6.25	\$103,009	43	6.37	\$104,727
Desert Springs	66	7.88	\$87,331	54	8.85	\$96,919	50	9.86	\$120,369	57	8.60	\$106,759	57	6.56	\$97,863
Mountain View	76	7.54	\$91,545	90	8.12	\$110,110	97	7.81	\$109,158	99	7.22	\$108,988	105	7.26	\$106,501
North Vista	46	10.07	\$94,093	33	10.36	\$99,490	27	11.74	\$126,625	35	9.00	\$80,738	59	5.46	\$53,343
Southern Hills	35	7.83	\$95,272	24	7.04	\$96,242	19	8.89	\$94,191	24	7.25	\$96,734	59	10.39	\$111,449
Spring Valley	49	6.29	\$84,603	43	6.21	\$83,011	35	5.26	\$79,241	47	7.36	\$112,573	45	6.73	\$118,953
St. Rose-Rose de Lima	21	8.81	\$77,996	38	6.03	\$64,352	39	5.08	\$55,093	53	5.64	\$66,607	38	5.66	\$74,738
St. Rose-San Martin	36	6.72	\$71,005	30	6.27	\$68,611	35	7.80	\$67,504	34	7.88	\$77,301	47	7.49	\$87,027
St. Rose-Siena	80	7.89	\$77,675	72	8.03	\$80,420	69	6.99	\$75,381	76	6.08	\$73,482	69	7.48	\$89,456
Summerlin	57	8.32	\$112,085	56	8.18	\$114,057	54	7.69	\$114,281	61	8.20	\$128,063	69	6.99	\$127,628
Sunrise	84	8.08	\$94,437	75	6.20	\$75,038	86	7.63	\$104,277	70	7.06	\$98,941	85	8.56	\$120,701
UMC	80	9.34	\$72,540	77	9.38	\$78,083	72	11.00	\$86,914	73	9.85	\$79,774	58	9.07	\$94,639
Valley	53	10.60	\$128,254	48	8.54	\$122,288	32	9.38	\$140,596	35	6.97	\$106,765	40	9.68	\$147,159
Total	739	8.25	\$91,176	669	7.81	\$91,413	652	8.08	\$98,269	712	7.48	\$95,926	774	7.56	\$103,209
Washoe															
Carson Tahoe	67	5.96	\$42,251	89	5.58	\$37,344	87	4.79	\$33,538	98	4.96	\$35,674	96	5.89	\$40,509
Northern Nevada	24	5.33	\$47,173	21	4.52	\$45,591	22	3.91	\$43,887	13	7.23	\$77,153	5	3.60	\$44,968
Renown Regional	132	9.73	\$54,955	134	8.69	\$50,663	145	7.37	\$48,032	156	7.75	\$51,599	146	7.03	\$51,028
Renown S. Meadows	11	6.64	\$41,841	26	5.12	\$34,492	23	3.48	\$25,265	16	4.31	\$31,353	27	3.78	\$29,115
Saint Mary's	44	8.48	\$45,420	53	6.53	\$32,345	93	6.51	\$38,532	65	5.48	\$33,313	84	6.13	\$39,691
Sierra Surgery	0	0.00	\$0	0	0.00	\$0	0	0.00	\$0	0	0.00	\$0	0	0.00	\$0
Total	278	8.12	\$49,193	323	6.92	\$42,356	370	6.10	\$40,574	348	6.36	\$43,722	358	6.22	\$43,810
Rural															
Battle Mountain	2	2.50	\$5,991	0	0.00	\$0	0	0.00	\$0	0	0.00	\$0	0	0.00	\$0
Boulder City	4	7.75	\$18,406	5	9.00	\$40,404	1	8.00	\$46,490	6	3.17	\$20,390	2	12.00	\$65,145
Carson Valley	18	4.17	\$31,335	30	3.67	\$25,736	28	3.36	\$22,217	23	3.30	\$24,877	27	3.44	\$22,331
Churchill	22	8.18	\$34,950	18	9.11	\$47,845	19	7.95	\$43,521	12	9.83	\$51,953	19	6.84	\$38,493
Desert View	8	5.00	\$25,177	3	3.67	\$20,480	5	5.80	\$49,604	5	4.40	\$33,957	6	5.83	\$50,938
Grover C. Dils	0	0.00	\$0	2	4.00	\$12,366	2	3.50	\$7,396	1	4.00	\$4,969	0	0.00	\$0
Humboldt	4	5.25	\$33,763	1	7.00	\$50,719	5	4.60	\$20,974	4	12.25	\$52,062	2	18.50	\$82,486
Incline Village	0	0.00	\$0	0	0.00	\$0	0	0.00	\$0	0	0.00	\$0	0	0.00	\$0
Mesa View	8	4.00	\$21,377	5	2.00	\$9,433	7	2.86	\$17,300	4	2.75	\$16,596	7	4.00	\$23,205
Mount Grant	5	5.80	\$22,663	2	3.50	\$12,030	2	6.50	\$21,832	3	9.00	\$31,757	2	8.00	\$30,509
Northeastern	9	3.78	\$30,349	10	3.70	\$30,236	11	4.36	\$38,360	7	8.29	\$78,716	12	6.58	\$64,341
Nye	1	2.00	\$8,045	0	0.00	\$0	0	0.00	\$0	0	0.00	\$0	0	0.00	\$0
Pershing	0	0.00	\$0	0	0.00	\$0	0	0.00	\$0	0	0.00	\$0	0	0.00	\$0
South Lyon	2	2.50	\$8,487	2	3.50	\$12,267	0	0.00	\$0	2	3.00	\$7,843	0	0.00	\$0
William Bee Ririe	1	1.00	\$12,740	3	2.33	\$22,596	5	5.60	\$30,369	6	3.00	\$20,623	1	2.00	\$6,264
Total	84	5.42	\$27,979	81	5.10	\$30,100	85	4.95	\$30,608	73	5.59	\$34,973	78	5.69	\$37,654
All Counties	1,101	8.00	\$75,754	1,073	7.34	\$72,017	1,107	7.17	\$73,790	1,133	7.02	\$75,964	1,210	7.05	\$81,409

Respiratory Neoplasms (180-182)

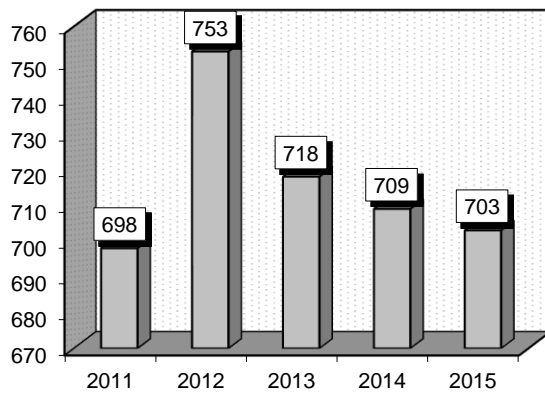
Diagnoses: that frequently accompanied Respiratory Neoplasms were: 1) Unspecified essential hypertension (4019), 2) Personal history of tobacco use (V1582), 3) Tobacco use disorder (3051), 4) Pneumonia, organism unspecified (486), 5) Diabetes mellitus without mention of complication, type II or unspecified type, not stated as uncontrolled (25000).

Definitions: **Hypertension:** High blood pressure. **Neoplasm:** An abnormal tissue that grows by cellular proliferation more rapidly than normal and continues to grow after the stimuli that initiated the new growth cease. Neoplasms show partial or complete lack of structural organization and functional coordination with the normal tissue, and usually form a distinct mass of tissue that may be either benign (benign tumor) or malignant (cancer). **Malignant:** Tending to become worse and end in death. **Pneumonia:** Inflammation of the lungs, usually due to infection with bacteria, viruses, or other pathogenic organisms. **Hypoxia:** An inadequate supply of oxygen to tissues. **Cyanosis:** A bluish color of the skin and the mucous membranes due to insufficient oxygen in the blood. **Bronchiectasis:** A condition in which an area of the bronchial tubes is permanently and abnormally widened (dilated), with accompanying infection.

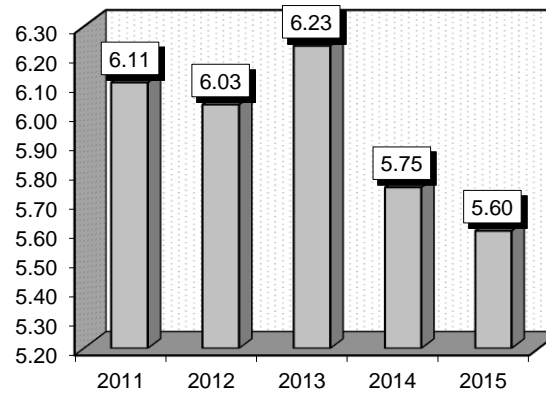
Comment: The lungs consist of bronchial tubes and lobes. During respiration air enters the bronchial tubes. These tubes continuously branch into smaller tubules called bronchioles. There are 5 sections or lobes within the lung. The right lung contains three lobes: upper, middle and lower. The left lung contains two: upper and lower. Neoplasms may be found in any part of the lung, from the bronchial tubes (ICD-9 1629) to the lobes (ICD-9 1623).

Gender	2011			2012			2013			2014			2015		
	Cases	Avg LOS	Avg Bill	Cases	Avg LOS	Avg Bill	Cases	Avg LOS	Avg Bill	Cases	Avg LOS	Avg Bill	Cases	Avg LOS	Avg Bill
Male	323	5.78	\$60,336	353	6.29	\$69,890	322	6.53	\$73,847	335	5.87	\$75,156	345	5.30	\$75,213
Female	375	6.39	\$64,367	400	5.81	\$64,271	396	5.99	\$69,982	374	5.64	\$73,636	358	5.89	\$81,353
Age Group	Cases	Avg LOS	Avg Bill	Cases	Avg LOS	Avg Bill	Cases	Avg LOS	Avg Bill	Cases	Avg LOS	Avg Bill	Cases	Avg LOS	Avg Bill
0-17	0	0.00	\$0	0	0.00	\$0	2	2.00	\$12,580	2	9.50	\$174,980	3	5.33	\$103,016
18-35	5	6.20	\$45,914	3	3.00	\$40,916	5	6.80	\$57,115	9	8.00	\$134,494	10	8.30	\$79,287
36-49	39	8.36	\$79,144	39	6.10	\$61,958	31	7.45	\$68,796	41	6.90	\$83,905	38	5.24	\$75,079
50-64	190	6.16	\$60,035	236	6.07	\$64,887	197	6.73	\$72,549	218	5.44	\$67,153	200	5.60	\$78,901
65+	464	5.90	\$62,292	475	6.03	\$68,478	483	5.96	\$71,959	439	5.73	\$75,346	452	5.58	\$78,180
Total	698	6.11	\$62,502	753	6.03	\$66,905	718	6.23	\$71,715	709	5.75	\$74,354	703	5.60	\$78,339

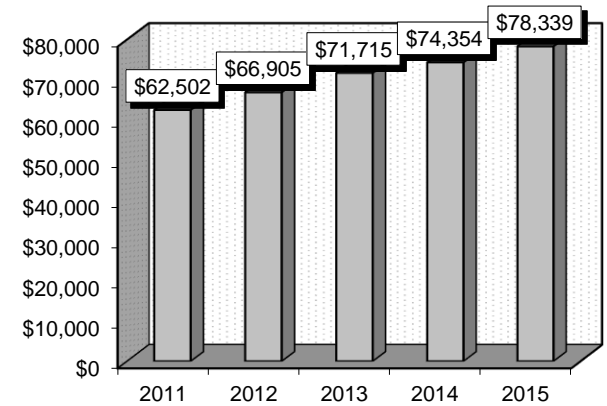
Patient Discharges



Average Length of Stay



Average Billed Charges



County / Hospital	2011			2012			2013			2014			2015		
	Cases	Avg LOS	Avg Bill	Cases	Avg LOS	Avg Bill	Cases	Avg LOS	Avg Bill	Cases	Avg LOS	Avg Bill	Cases	Avg LOS	Avg Bill
Clark															
Centennial Hills	27	5.04	\$81,956	23	4.43	\$66,355	31	5.06	\$83,546	31	3.52	\$58,573	30	2.40	\$59,537
Desert Springs	27	9.07	\$75,037	26	5.38	\$63,072	51	5.47	\$70,927	45	5.33	\$79,130	40	5.95	\$91,307
Mountain View	60	5.32	\$73,780	62	6.56	\$95,785	60	6.57	\$96,397	70	6.16	\$102,863	93	5.59	\$94,744
North Vista	13	7.15	\$80,127	13	9.31	\$88,810	9	8.67	\$76,692	9	4.33	\$47,163	6	5.17	\$56,310
Southern Hills	8	4.13	\$64,895	14	7.79	\$98,022	21	5.38	\$72,264	24	5.00	\$78,243	31	6.48	\$100,272
Spring Valley	34	5.09	\$66,749	38	6.45	\$88,233	35	5.17	\$78,783	47	5.66	\$96,662	27	4.33	\$77,157
St. Rose-Rose de Lima	25	4.96	\$48,978	29	6.76	\$66,180	20	5.35	\$62,655	25	5.72	\$71,780	23	5.70	\$84,635
St. Rose-San Martin	45	3.60	\$45,874	42	4.88	\$54,742	26	6.77	\$83,010	25	4.44	\$61,360	32	4.28	\$77,129
St. Rose-Siena	47	6.09	\$64,856	63	6.13	\$63,937	56	6.04	\$68,468	51	5.96	\$77,253	57	6.39	\$83,916
Summerlin	45	6.98	\$90,226	46	6.83	\$97,692	49	9.63	\$126,800	54	7.04	\$113,097	52	6.02	\$111,305
Sunrise	74	7.19	\$88,016	87	5.03	\$68,624	82	6.20	\$85,933	60	5.70	\$98,668	81	6.36	\$97,264
UMC	77	6.61	\$51,830	111	6.93	\$60,462	73	8.84	\$58,831	62	6.95	\$50,078	58	6.74	\$64,189
Valley	46	5.52	\$66,851	39	5.51	\$83,371	36	6.00	\$81,868	29	5.34	\$93,679	32	4.50	\$68,482
Total	528	6.02	\$69,076	593	6.15	\$73,622	549	6.67	\$81,427	532	5.77	\$83,721	562	5.65	\$86,402
Washoe															
Carson Tahoe	24	4.58	\$35,383	24	3.67	\$29,754	16	3.44	\$29,916	24	6.00	\$50,081	19	4.32	\$44,192
Northern Nevada	6	4.83	\$50,394	2	2.50	\$31,628	6	5.33	\$66,459	4	2.00	\$28,087	3	6.33	\$82,680
Renown Regional	79	8.41	\$51,037	70	6.80	\$49,363	71	6.01	\$51,189	82	6.65	\$52,644	77	6.03	\$51,356
Renown S. Meadows	9	3.22	\$22,244	7	2.29	\$23,595	5	3.60	\$29,371	10	3.50	\$38,246	5	1.40	\$23,904
Saint Mary's	26	5.62	\$49,408	37	6.57	\$53,367	50	4.52	\$35,459	44	5.39	\$43,187	22	5.55	\$41,411
Sierra Surgery	0	0.00	\$0	0	0.00	\$0	0	0.00	\$0	0	0.00	\$0	0	0.00	\$0
Total	144	6.79	\$46,307	140	5.91	\$45,518	148	5.12	\$43,457	164	5.91	\$48,255	126	5.51	\$48,196
Rural															
Battle Mountain	0	0.00	\$0	2	5.00	\$7,139	0	0.00	\$0	0	0.00	\$0	0	0.00	\$0
Boulder City	1	5.00	\$6,554	0	0.00	\$0	3	2.67	\$18,626	1	3.00	\$26,935	1	6.00	\$27,745
Carson Valley	2	1.50	\$3,452	0	0.00	\$0	2	2.00	\$19,847	1	2.00	\$13,481	3	2.67	\$23,268
Churchill	4	5.25	\$30,177	2	3.50	\$22,668	0	0.00	\$0	4	3.25	\$17,690	2	2.50	\$18,998
Desert View	3	4.67	\$17,481	5	3.80	\$17,187	4	1.50	\$10,062	2	3.00	\$27,244	2	4.00	\$34,765
Grover C. Dils	1	1.00	\$5,447	0	0.00	\$0	0	0.00	\$0	0	0.00	\$0	0	0.00	\$0
Humboldt	4	5.50	\$28,391	1	1.00	\$14,655	2	2.50	\$8,240	0	0.00	\$0	0	0.00	\$0
Incline Village	0	0.00	\$0	0	0.00	\$0	0	0.00	\$0	0	0.00	\$0	0	0.00	\$0
Mesa View	1	4.00	\$27,718	1	3.00	\$18,418	3	2.67	\$9,636	0	0.00	\$0	0	0.00	\$0
Mount Grant	0	0.00	\$0	0	0.00	\$0	1	2.00	\$7,276	2	2.50	\$12,582	2	10.00	\$33,066
Northeastern	4	2.75	\$14,811	4	3.25	\$25,666	5	2.80	\$22,418	3	2.67	\$24,188	4	4.75	\$39,484
Nye	1	3.00	\$13,534	1	4.00	\$16,808	0	0.00	\$0	0	0.00	\$0	0	0.00	\$0
Pershing	3	5.33	\$17,017	0	0.00	\$0	0	0.00	\$0	0	0.00	\$0	0	0.00	\$0
South Lyon	0	0.00	\$0	1	7.00	\$15,677	0	0.00	\$0	0	0.00	\$0	0	0.00	\$0
William Bee Ririe	2	3.00	\$14,152	3	1.33	\$11,829	1	7.00	\$55,845	0	0.00	\$0	1	4.00	\$13,040
Total	26	4.08	\$18,672	20	3.40	\$17,463	21	2.57	\$16,972	13	2.85	\$20,261	15	4.67	\$29,479
All Counties	698	6.11	\$62,502	753	6.03	\$66,905	718	6.23	\$71,715	709	5.75	\$74,354	703	5.60	\$78,339

Major Chest Trauma (183-185)

Diagnoses: that frequently accompanied Major Chest Trauma were: 1) Unspecified essential hypertension (4019), 2) Closed fracture of one rib (80701), 3) Closed fracture of two ribs (80702), 4) Closed fracture of three ribs (80703), 5) Tobacco use disorder (3051), 6) Contusion of lung without mention of open wound into thorax (86121), 7) Other and unspecified hyperlipidemia (2724).

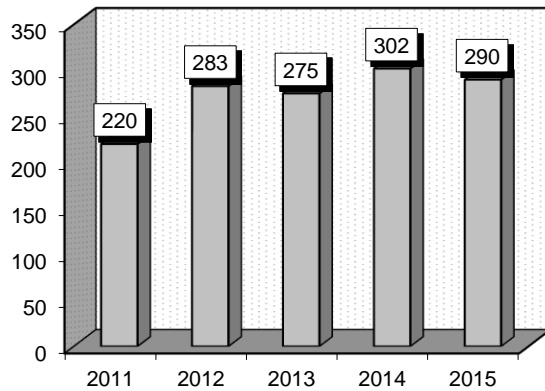
Definitions: **Hypertension:** High blood pressure. **Fracture:** A break in bone or cartilage. Although usually a result of trauma, a fracture can be the result of an acquired disease of bone, such as osteoporosis, or of abnormal formation of bone in a congenital disease of bone, such as osteogenesis imperfecta ('brittle bone disease'). **Thorax:** The part of the body between the neck and abdomen; it is separated from the abdomen by the diaphragm. **Diaphragm:** The musculomembranous partition separating the thoracic and abdominal cavities. **Contusion:** An injury in which the skin is not broken, often characterized by ruptured blood vessels and discolorations; a bruise. **Hyperlipidemia:** An abnormally high concentration of fats or lipids in the blood.

Comment: Major chest trauma is normally the result of an accident, such as an automobile accident (E8495). The resulting damage may be broken ribs or sternum, a collapsed or damaged lung or other chest organs.

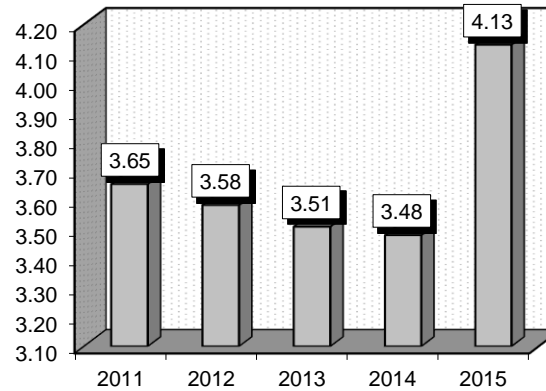
Note: Throughout this publication you may find a number of ailments accompanied by tobacco use disorder and/or hypertension. These often do not have a direct correlation to the ailment, but are left in to demonstrate to the reader their high frequency.

Gender	2011			2012			2013			2014			2015		
	Cases	Avg LOS	Avg Bill	Cases	Avg LOS	Avg Bill	Cases	Avg LOS	Avg Bill	Cases	Avg LOS	Avg Bill	Cases	Avg LOS	Avg Bill
Male	143	3.49	\$39,707	169	3.43	\$40,560	177	3.45	\$40,516	199	3.49	\$47,614	174	4.02	\$52,233
Female	77	3.96	\$37,843	114	3.81	\$37,713	98	3.61	\$37,024	103	3.47	\$37,867	116	4.29	\$53,004
Age Group	Cases	Avg LOS	Avg Bill	Cases	Avg LOS	Avg Bill	Cases	Avg LOS	Avg Bill	Cases	Avg LOS	Avg Bill	Cases	Avg LOS	Avg Bill
0-17	2	2.50	\$27,095	3	1.00	\$27,348	4	1.50	\$20,854	3	3.33	\$32,442	0	0.00	\$0
18-35	26	2.65	\$38,538	34	2.35	\$38,699	20	2.05	\$28,642	21	2.67	\$47,049	15	2.33	\$46,807
36-49	33	2.70	\$34,080	54	3.43	\$39,214	40	2.93	\$34,163	42	2.17	\$39,044	33	3.76	\$55,682
50-64	72	4.24	\$40,067	74	3.55	\$39,553	69	3.49	\$42,871	110	3.60	\$44,565	89	3.98	\$53,328
65+	87	3.86	\$40,534	118	4.09	\$39,929	142	3.94	\$40,977	126	3.95	\$45,620	153	4.48	\$51,969
Total	220	3.65	\$39,055	283	3.58	\$39,413	275	3.51	\$39,272	302	3.48	\$44,290	290	4.13	\$52,542

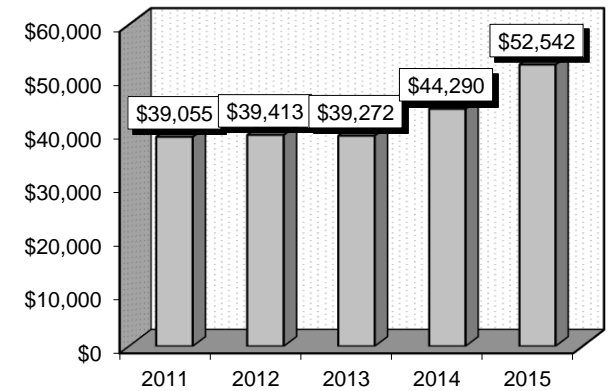
Patient Discharges



Average Length of Stay



Average Billed Charges



County / Hospital	2011			2012			2013			2014			2015		
	Cases	Avg LOS	Avg Bill	Cases	Avg LOS	Avg Bill	Cases	Avg LOS	Avg Bill	Cases	Avg LOS	Avg Bill	Cases	Avg LOS	Avg Bill
Clark															
Centennial Hills	3	4.33	\$33,127	1	1.00	\$9,268	10	2.50	\$37,129	2	2.50	\$58,846	2	6.50	\$34,466
Desert Springs	7	4.29	\$33,738	5	2.40	\$30,911	2	5.50	\$38,345	8	3.25	\$36,667	4	9.50	\$120,870
Mountain View	7	3.43	\$45,014	7	5.43	\$55,559	7	4.00	\$54,929	4	4.50	\$74,201	8	4.00	\$67,014
North Vista	0	0.00	\$0	0	0.00	\$0	1	6.00	\$32,322	2	2.50	\$22,075	1	4.00	\$17,728
Southern Hills	0	0.00	\$0	2	4.00	\$36,308	1	3.00	\$64,589	1	2.00	\$28,266	1	6.00	\$40,804
Spring Valley	11	4.36	\$49,735	7	2.00	\$26,861	5	3.80	\$49,850	4	2.25	\$49,912	5	2.40	\$41,634
St. Rose-Rose de Lima	1	1.00	\$9,744	2	6.50	\$67,772	2	5.50	\$34,616	1	3.00	\$36,982	2	4.00	\$60,199
St. Rose-San Martin	1	2.00	\$25,666	0	0.00	\$0	1	8.00	\$74,024	1	3.00	\$39,131	1	1.00	\$52,058
St. Rose-Siena	19	4.84	\$55,553	9	6.00	\$53,847	13	3.23	\$36,377	11	3.55	\$51,205	20	3.45	\$51,549
Summerlin	3	2.33	\$31,651	4	3.00	\$33,839	6	1.67	\$26,436	2	11.00	\$178,015	4	3.75	\$70,395
Sunrise	23	3.22	\$45,323	43	3.42	\$46,310	39	3.38	\$55,017	43	4.02	\$65,288	44	3.93	\$76,004
UMC	51	3.16	\$37,182	82	3.13	\$38,016	68	3.13	\$33,004	90	3.16	\$40,822	70	3.17	\$45,201
Valley	5	2.40	\$33,233	1	2.00	\$39,334	5	3.20	\$34,547	2	5.00	\$65,241	5	1.60	\$26,468
Total	131	3.54	\$41,897	163	3.42	\$41,208	160	3.28	\$40,725	171	3.50	\$50,217	167	3.60	\$56,772
Washoe															
Carson Tahoe	3	2.00	\$16,496	5	3.00	\$26,276	4	4.25	\$25,378	12	4.08	\$24,888	5	3.80	\$25,717
Northern Nevada	1	2.00	\$25,570	2	8.50	\$100,373	2	2.50	\$33,592	3	3.33	\$37,173	1	2.00	\$28,849
Renown Regional	76	3.97	\$37,849	87	3.79	\$41,136	86	4.06	\$42,046	95	3.48	\$41,722	104	5.21	\$51,096
Renown S. Meadows	3	4.00	\$16,955	3	4.00	\$30,560	2	2.50	\$23,570	1	4.00	\$19,123	1	3.00	\$29,403
Saint Mary's	2	2.50	\$8,440	5	4.40	\$21,409	9	4.22	\$26,083	9	3.22	\$17,916	5	2.80	\$17,318
Sierra Surgery	0	0.00	\$0	0	0.00	\$0	0	0.00	\$0	0	0.00	\$0	0	0.00	\$0
Total	85	3.85	\$35,522	102	3.88	\$40,291	103	4.02	\$39,481	120	3.53	\$37,951	116	5.00	\$48,167
Rural															
Battle Mountain	0	0.00	\$0	2	2.00	\$3,490	0	0.00	\$0	0	0.00	\$0	0	0.00	\$0
Boulder City	0	0.00	\$0	1	4.00	\$4,710	0	0.00	\$0	0	0.00	\$0	0	0.00	\$0
Carson Valley	0	0.00	\$0	3	1.67	\$8,895	1	4.00	\$44,607	1	2.00	\$17,210	4	2.00	\$23,970
Churchill	1	1.00	\$3,315	2	5.50	\$24,037	1	1.00	\$6,332	0	0.00	\$0	0	0.00	\$0
Desert View	1	5.00	\$22,125	4	4.25	\$18,534	2	2.00	\$13,865	3	3.00	\$18,421	0	0.00	\$0
Grover C. Dils	0	0.00	\$0	0	0.00	\$0	0	0.00	\$0	0	0.00	\$0	0	0.00	\$0
Humboldt	1	2.00	\$26,127	0	0.00	\$0	0	0.00	\$0	1	4.00	\$18,230	2	3.50	\$15,859
Incline Village	0	0.00	\$0	0	0.00	\$0	0	0.00	\$0	0	0.00	\$0	0	0.00	\$0
Mesa View	0	0.00	\$0	0	0.00	\$0	0	0.00	\$0	2	2.00	\$22,126	0	0.00	\$0
Mount Grant	0	0.00	\$0	0	0.00	\$0	0	0.00	\$0	0	0.00	\$0	0	0.00	\$0
Northeastern	1	5.00	\$32,642	5	3.40	\$29,697	4	3.25	\$24,209	4	2.50	\$24,814	1	2.00	\$41,237
Nye	0	0.00	\$0	0	0.00	\$0	3	1.00	\$3,458	0	0.00	\$0	0	0.00	\$0
Pershing	0	0.00	\$0	0	0.00	\$0	0	0.00	\$0	0	0.00	\$0	0	0.00	\$0
South Lyon	0	0.00	\$0	1	2.00	\$18,202	0	0.00	\$0	0	0.00	\$0	0	0.00	\$0
William Bee Ririe	0	0.00	\$0	0	0.00	\$0	1	2.00	\$31,233	0	0.00	\$0	0	0.00	\$0
Total	4	3.25	\$21,052	18	3.33	\$18,182	12	2.25	\$18,093	11	2.64	\$21,292	7	2.43	\$24,119
All Counties	220	3.65	\$39,055	283	3.58	\$39,413	275	3.51	\$39,272	302	3.48	\$44,290	290	4.13	\$52,542

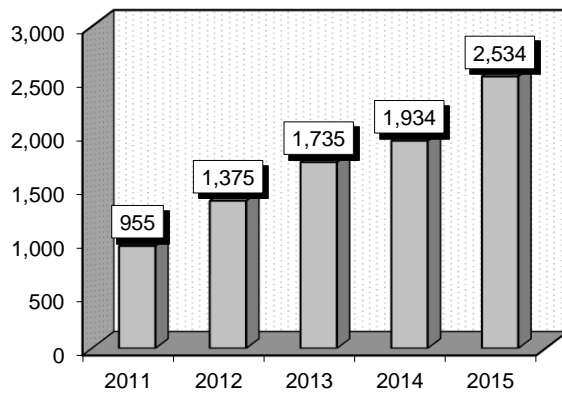
Pulmonary Edema & Respiratory Failure (189)

Diagnoses: that frequently accompanied Pulmonary Edema & Respiratory Failure were: 1) Acute respiratory failure (51881), 2) Unspecified essential hypertension (4019), 3) Obstructive chronic bronchitis with (acute) exacerbation (49121), 4) Congestive heart failure, unspecified (4280), 5) Personal history of tobacco use (V1582), 6) Pneumonia, organism unspecified (486).

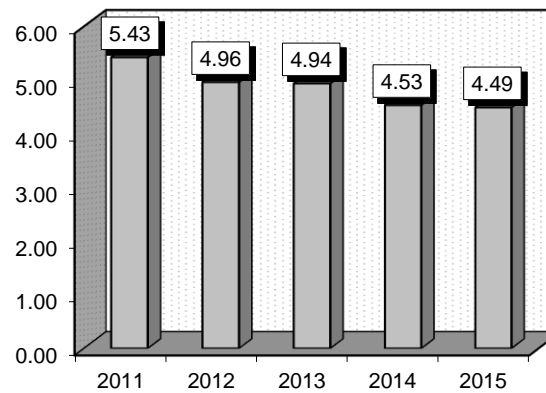
Definitions: **Edema:** Swelling of soft tissues as a result of excess fluid accumulation. **Hypertension:** High blood pressure. **Bronchitis:** An inflammation of the air passages between the nose and the lungs, including the windpipe or trachea and the larger air tubes of the lung that bring air in from the trachea (bronchi). **Chronic obstructive pulmonary disease:** Refers to a group of lung diseases that block airflow and make breathing difficult. Emphysema and chronic bronchitis are the two most common conditions that make up COPD. **Exacerbation:** Increase in severity of a disease or any of its symptoms. **Hypoxia:** An inadequate supply of oxygen to tissues. **Cyanosis:** A bluish color of the skin and the mucous membranes due to insufficient oxygen in the blood. **Bronchiectasis:** A condition in which an area of the bronchial tubes is permanently and abnormally widened (dilated), with accompanying infection. **Pneumonia:** Inflammation of the lungs, usually due to infection with bacteria, viruses, or other pathogenic organisms.

Gender	2011			2012			2013			2014			2015		
	Cases	Avg LOS	Avg Bill	Cases	Avg LOS	Avg Bill	Cases	Avg LOS	Avg Bill	Cases	Avg LOS	Avg Bill	Cases	Avg LOS	Avg Bill
Male	438	5.03	\$58,688	584	4.64	\$58,512	747	4.95	\$61,414	825	4.56	\$59,923	1,054	4.40	\$60,738
Female	517	5.76	\$62,866	791	5.20	\$61,536	988	4.93	\$59,097	1,109	4.51	\$57,828	1,480	4.56	\$58,628
Age Group	Cases	Avg LOS	Avg Bill	Cases	Avg LOS	Avg Bill	Cases	Avg LOS	Avg Bill	Cases	Avg LOS	Avg Bill	Cases	Avg LOS	Avg Bill
0-17	9	2.56	\$24,150	8	1.00	\$11,586	14	3.14	\$47,554	17	3.06	\$45,021	24	5.25	\$69,054
18-35	25	4.64	\$56,430	54	3.67	\$40,122	56	3.45	\$47,109	82	3.33	\$45,359	90	3.22	\$44,537
36-49	73	4.88	\$56,834	102	4.76	\$57,287	124	4.73	\$58,983	140	3.86	\$52,679	194	5.19	\$72,605
50-64	246	5.44	\$59,487	380	4.96	\$60,609	453	5.01	\$59,759	535	4.80	\$60,935	730	4.26	\$56,801
65+	602	5.56	\$62,785	831	5.11	\$62,229	1,088	5.03	\$61,191	1,160	4.60	\$59,576	1,496	4.58	\$59,874
Total	955	5.43	\$60,950	1,375	4.96	\$60,252	1,735	4.94	\$60,095	1,934	4.53	\$58,722	2,534	4.49	\$59,506

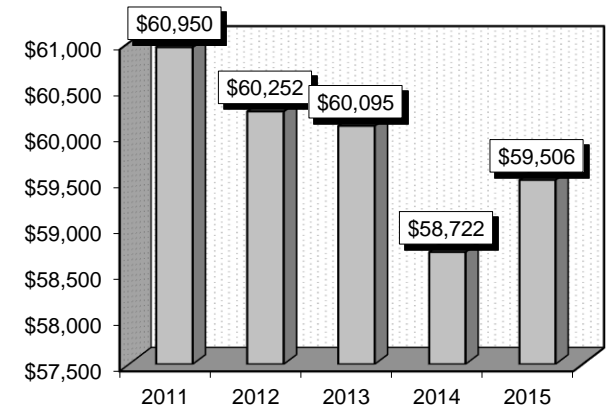
Patient Discharges



Average Length of Stay



Average Billed Charges



County / Hospital	2011			2012			2013			2014			2015		
	Cases	Avg LOS	Avg Bill	Cases	Avg LOS	Avg Bill	Cases	Avg LOS	Avg Bill	Cases	Avg LOS	Avg Bill	Cases	Avg LOS	Avg Bill
Clark															
Centennial Hills	42	5.57	\$73,948	51	4.37	\$77,957	92	4.87	\$78,971	93	3.87	\$64,331	97	5.24	\$85,524
Desert Springs	42	5.55	\$64,788	44	5.00	\$65,231	49	5.92	\$80,261	59	5.78	\$75,687	100	4.98	\$70,249
Mountain View	71	6.86	\$90,452	145	6.04	\$83,067	165	5.60	\$76,785	203	4.98	\$80,819	326	5.05	\$77,121
North Vista	47	5.62	\$70,012	60	6.15	\$69,725	62	5.55	\$69,074	77	4.65	\$59,493	135	3.24	\$34,557
Southern Hills	76	5.34	\$59,634	102	5.38	\$64,273	103	5.44	\$68,130	83	5.77	\$71,384	118	4.97	\$67,329
Spring Valley	50	5.06	\$72,356	65	5.15	\$75,826	60	4.57	\$78,665	67	6.51	\$123,042	93	4.76	\$85,342
St. Rose-Rose de Lima	77	5.12	\$52,173	126	4.73	\$49,530	82	5.39	\$53,881	89	3.58	\$52,324	98	4.69	\$67,769
St. Rose-San Martin	30	6.47	\$55,600	41	5.39	\$61,502	31	6.16	\$69,702	50	6.10	\$62,179	63	4.97	\$64,888
St. Rose-Siena	45	5.13	\$57,203	65	5.14	\$53,206	81	4.65	\$56,124	74	4.38	\$60,401	131	4.81	\$62,728
Summerlin	58	5.79	\$79,415	92	5.75	\$93,690	183	5.53	\$81,082	130	6.49	\$99,124	142	5.77	\$103,156
Sunrise	81	5.25	\$75,334	95	4.31	\$63,037	134	4.52	\$69,697	145	4.08	\$69,815	186	5.18	\$84,263
UMC	11	4.18	\$44,074	13	3.31	\$36,039	20	4.00	\$36,300	26	3.88	\$36,315	30	5.70	\$59,243
Valley	37	7.00	\$112,401	71	6.07	\$106,894	87	5.09	\$92,032	74	5.99	\$111,752	120	5.27	\$92,943
Total	667	5.64	\$70,916	970	5.29	\$71,593	1,149	5.21	\$73,040	1,170	5.05	\$76,977	1,639	4.95	\$75,172
Washoe															
Carson Tahoe	29	3.62	\$31,375	28	3.89	\$32,712	63	3.17	\$28,787	186	3.80	\$28,640	215	3.90	\$29,465
Northern Nevada	6	5.00	\$50,667	12	4.75	\$51,864	61	3.74	\$43,105	110	3.04	\$39,007	99	4.17	\$53,668
Renown Regional	146	5.83	\$45,124	185	4.74	\$38,376	163	6.53	\$51,888	179	4.54	\$37,938	267	4.13	\$34,135
Renown S. Meadows	17	4.59	\$38,633	25	4.40	\$40,626	14	4.86	\$47,246	5	1.80	\$24,203	15	2.60	\$23,300
Saint Mary's	49	4.41	\$28,292	121	3.68	\$25,124	231	3.60	\$23,714	228	3.37	\$23,103	216	2.82	\$20,175
Sierra Surgery	0	0.00	\$0	0	0.00	\$0	0	0.00	\$0	0	0.00	\$0	0	0.00	\$0
Total	247	5.18	\$39,858	371	4.31	\$34,214	532	4.50	\$35,790	708	3.71	\$30,787	812	3.70	\$31,366
Rural															
Battle Mountain	0	0.00	\$0	0	0.00	\$0	0	0.00	\$0	1	2.00	\$9,298	0	0.00	\$0
Boulder City	4	2.25	\$9,962	2	3.50	\$17,745	1	1.00	\$9,693	1	4.00	\$27,827	0	0.00	\$0
Carson Valley	5	3.60	\$35,575	3	2.67	\$20,712	1	4.00	\$37,201	3	1.67	\$15,186	11	2.18	\$20,129
Churchill	1	3.00	\$15,200	3	4.33	\$25,598	8	7.00	\$40,655	13	4.31	\$25,317	23	3.43	\$21,330
Desert View	7	2.57	\$16,880	11	2.00	\$11,374	13	2.38	\$21,336	8	2.00	\$20,102	9	2.56	\$24,342
Grover C. Dils	1	2.00	\$3,762	0	0.00	\$0	0	0.00	\$0	0	0.00	\$0	0	0.00	\$0
Humboldt	3	7.67	\$90,758	5	4.40	\$53,142	11	3.91	\$20,854	5	6.00	\$42,148	3	5.00	\$46,297
Incline Village	0	0.00	\$0	0	0.00	\$0	0	0.00	\$0	0	0.00	\$0	0	0.00	\$0
Mesa View	3	1.00	\$5,205	1	1.00	\$4,914	4	2.75	\$19,619	6	3.00	\$21,527	6	3.33	\$20,699
Mount Grant	0	0.00	\$0	0	0.00	\$0	3	2.33	\$8,042	0	0.00	\$0	2	4.00	\$15,461
Northeastern	7	3.57	\$37,035	2	2.00	\$29,241	7	3.29	\$35,295	13	5.92	\$54,610	16	3.31	\$38,854
Nye	6	3.67	\$15,304	4	2.00	\$12,433	1	1.00	\$23,398	0	0.00	\$0	0	0.00	\$0
Pershing	0	0.00	\$0	0	0.00	\$0	0	0.00	\$0	1	2.00	\$7,190	0	0.00	\$0
South Lyon	2	6.00	\$20,000	0	0.00	\$0	0	0.00	\$0	0	0.00	\$0	0	0.00	\$0
William Bee Ririe	2	2.50	\$13,768	3	1.67	\$9,618	5	1.80	\$9,992	5	3.40	\$15,647	13	3.85	\$20,298
Total	41	3.41	\$25,886	34	2.65	\$20,801	54	3.44	\$24,110	56	4.05	\$30,498	83	3.28	\$25,429
All Counties	955	5.43	\$60,950	1,375	4.96	\$60,252	1,735	4.94	\$60,095	1,934	4.53	\$58,722	2,534	4.49	\$59,506

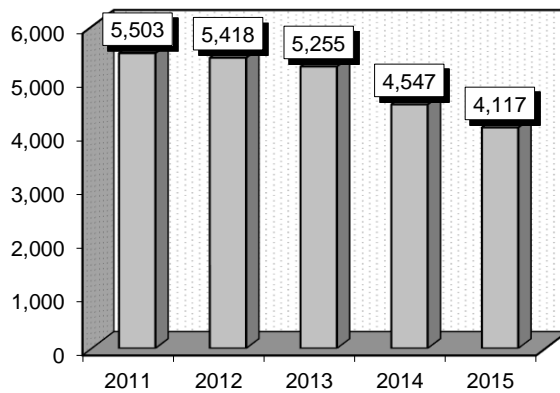
Chronic Obstructive Pulmonary Disease (190-192)

Diagnoses: that frequently accompanied Chronic Obstructive Pulmonary Disease were: 1) Obstructive chronic bronchitis with (acute) exacerbation (49121), 2) Unspecified essential hypertension (4019), 3) Tobacco use disorder (3051), 4) Other and unspecified hyperlipidemia (2724), 5) Congestive heart failure, unspecified (4280).

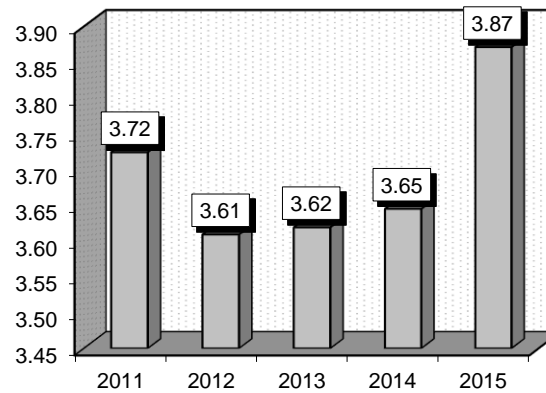
Definitions: Chronic obstructive pulmonary disease: Refers to a group of lung diseases that block airflow and make breathing difficult. Emphysema and chronic bronchitis are the two most common conditions that make up COPD. **Hypertension:** High blood pressure. **Exacerbation:** Increase in severity of a disease or any of its symptoms. **Asthma:** Chronic inflammatory disease of the airways. **Status asthmaticus:** A condition of severe, prolonged asthma. **Hypoxia:** An inadequate supply of oxygen to tissues. **Cyanosis:** A bluish color of the skin and the mucous membranes due to insufficient oxygen in the blood. **Bronchiectasis:** A condition in which an area of the bronchial tubes is permanently and abnormally widened (dilated), with accompanying infection.

Gender	2011			2012			2013			2014			2015		
	Cases	Avg LOS	Avg Bill	Cases	Avg LOS	Avg Bill	Cases	Avg LOS	Avg Bill	Cases	Avg LOS	Avg Bill	Cases	Avg LOS	Avg Bill
Male	2,384	3.57	\$36,510	2,408	3.50	\$37,302	2,281	3.44	\$38,778	1,889	3.60	\$42,848	1,737	3.57	\$47,935
Female	3,119	3.84	\$37,540	3,010	3.70	\$39,080	2,974	3.76	\$39,892	2,658	3.68	\$43,676	2,380	4.09	\$49,593
Age Group	Cases	Avg LOS	Avg Bill	Cases	Avg LOS	Avg Bill	Cases	Avg LOS	Avg Bill	Cases	Avg LOS	Avg Bill	Cases	Avg LOS	Avg Bill
0-17	4	2.00	\$13,829	7	6.43	\$69,005	4	4.75	\$58,316	7	2.43	\$18,209	4	4.50	\$64,245
18-35	32	3.50	\$31,560	47	3.55	\$40,619	34	3.94	\$43,114	40	2.45	\$26,121	29	3.28	\$39,907
36-49	324	3.56	\$35,504	311	3.42	\$37,180	318	3.24	\$37,838	277	3.43	\$41,073	224	3.51	\$49,019
50-64	1,799	3.68	\$37,096	1,749	3.52	\$37,303	1,720	3.51	\$38,234	1,516	3.54	\$43,084	1,402	3.71	\$48,170
65+	3,344	3.77	\$37,328	3,304	3.67	\$38,818	3,179	3.71	\$40,137	2,707	3.75	\$44,022	2,458	4.00	\$49,376
Total	5,503	3.72	\$37,094	5,418	3.61	\$38,290	5,255	3.62	\$39,408	4,547	3.65	\$43,332	4,117	3.87	\$48,893

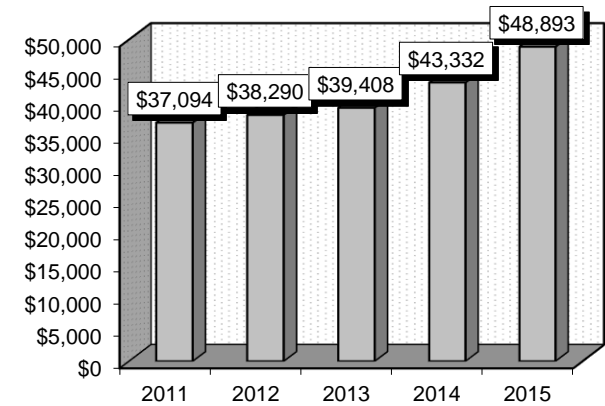
Patient Discharges



Average Length of Stay



Average Billed Charges



County / Hospital	2011			2012			2013			2014			2015		
	Cases	Avg LOS	Avg Bill	Cases	Avg LOS	Avg Bill	Cases	Avg LOS	Avg Bill	Cases	Avg LOS	Avg Bill	Cases	Avg LOS	Avg Bill
Clark															
Centennial Hills	230	4.00	\$47,387	187	3.80	\$49,338	179	3.64	\$54,909	181	3.49	\$57,636	240	3.63	\$61,765
Desert Springs	248	3.86	\$37,909	300	3.81	\$43,487	308	4.32	\$51,867	329	3.85	\$52,887	368	3.51	\$54,921
Mountain View	471	4.22	\$51,501	414	4.09	\$54,789	413	4.36	\$60,410	368	3.86	\$56,925	359	3.77	\$58,366
North Vista	235	4.30	\$43,777	285	3.83	\$35,855	297	4.15	\$38,700	230	3.23	\$31,848	135	2.87	\$30,730
Southern Hills	66	3.12	\$38,260	92	4.07	\$48,065	67	3.22	\$40,753	92	4.30	\$53,898	94	3.87	\$51,734
Spring Valley	209	3.52	\$46,604	201	4.06	\$48,960	230	3.24	\$50,639	213	3.33	\$56,465	186	3.90	\$67,984
St. Rose-Rose de Lima	247	3.70	\$35,168	197	3.44	\$35,090	216	3.54	\$36,988	153	3.32	\$39,843	147	3.82	\$50,754
St. Rose-San Martin	188	3.96	\$37,662	138	3.78	\$38,023	168	4.01	\$39,757	90	3.71	\$40,710	134	4.24	\$49,876
St. Rose-Siena	253	3.74	\$36,889	239	4.12	\$42,162	226	3.80	\$41,048	180	3.33	\$43,267	181	3.93	\$53,049
Summerlin	265	4.27	\$55,334	192	4.65	\$63,618	199	3.95	\$59,885	232	4.31	\$67,054	180	4.36	\$72,659
Sunrise	569	3.33	\$44,395	598	3.05	\$45,360	477	3.13	\$46,929	393	3.72	\$57,485	468	4.13	\$67,707
UMC	354	3.54	\$31,120	406	3.58	\$33,436	316	3.57	\$29,492	279	3.46	\$29,694	218	5.13	\$39,734
Valley	348	4.07	\$50,432	352	3.62	\$54,805	317	3.50	\$55,361	287	4.77	\$73,347	304	3.34	\$54,234
Total	3,683	3.83	\$43,633	3,601	3.74	\$45,509	3,413	3.75	\$47,390	3,027	3.77	\$52,237	3,014	3.88	\$56,837
Washoe															
Carson Tahoe	313	3.72	\$24,775	295	3.11	\$22,482	305	3.31	\$24,484	184	3.43	\$24,149	137	3.15	\$23,140
Northern Nevada	154	3.13	\$32,540	146	3.06	\$34,877	92	2.43	\$29,747	67	2.73	\$32,254	84	2.75	\$38,623
Renown Regional	526	3.82	\$27,881	561	3.59	\$27,043	602	3.61	\$27,846	479	3.46	\$27,530	310	3.29	\$28,901
Renown S. Meadows	86	2.77	\$22,731	85	3.35	\$26,757	130	3.55	\$27,733	96	3.27	\$26,364	94	3.36	\$31,746
Saint Mary's	171	3.42	\$21,788	188	3.16	\$20,956	184	3.26	\$20,462	111	2.89	\$19,183	64	2.45	\$17,889
Sierra Surgery	0	0.00	\$0	0	0.00	\$0	0	0.00	\$0	0	0.00	\$0	0	0.00	\$0
Total	1,250	3.58	\$26,489	1,275	3.34	\$25,968	1,313	3.40	\$26,152	937	3.32	\$26,095	689	3.13	\$28,306
Rural															
Battle Mountain	0	0.00	\$0	1	2.00	\$5,266	1	2.00	\$5,597	6	1.67	\$9,878	2	3.00	\$8,269
Boulder City	24	3.13	\$7,373	34	4.06	\$10,950	26	6.27	\$27,122	27	4.48	\$25,959	9	4.00	\$22,206
Carson Valley	30	2.63	\$23,242	33	2.73	\$21,105	22	2.05	\$14,977	22	2.82	\$21,874	37	2.38	\$18,602
Churchill	113	4.05	\$21,160	134	4.36	\$23,135	110	4.44	\$25,852	105	4.55	\$28,185	75	3.48	\$22,795
Desert View	165	3.38	\$17,181	111	2.72	\$16,823	111	2.96	\$21,838	181	2.83	\$24,741	115	8.78	\$27,896
Grover C. Dils	5	2.00	\$6,691	9	3.22	\$8,815	9	3.44	\$7,353	9	2.44	\$5,247	10	6.60	\$13,983
Humboldt	38	3.24	\$19,007	31	3.26	\$22,217	38	2.68	\$17,744	42	4.86	\$24,771	33	5.03	\$33,458
Incline Village	0	0.00	\$0	0	0.00	\$0	1	2.00	\$27,521	0	0.00	\$0	0	0.00	\$0
Mesa View	53	2.72	\$13,724	57	2.75	\$14,996	54	2.76	\$15,130	31	2.81	\$15,857	33	3.48	\$21,289
Mount Grant	30	3.77	\$11,943	21	4.95	\$16,126	23	3.22	\$11,325	22	3.59	\$14,450	16	4.13	\$17,088
Northeastern	73	2.81	\$24,643	73	3.01	\$27,546	84	3.24	\$29,121	103	3.23	\$30,367	64	3.20	\$31,928
Nye	8	2.88	\$13,306	7	2.86	\$13,425	16	1.00	\$361	0	0.00	\$0	0	0.00	\$0
Pershing	5	2.00	\$8,298	5	2.40	\$6,945	3	2.67	\$9,391	1	25.00	\$62,609	1	2.00	\$5,338
South Lyon	10	4.20	\$9,737	8	3.25	\$9,162	13	3.46	\$8,033	6	3.33	\$9,363	2	1.50	\$5,933
William Bee Ririe	16	3.69	\$20,663	18	2.78	\$13,859	18	2.00	\$15,170	28	3.89	\$22,666	17	4.24	\$22,562
Total	570	3.33	\$18,099	542	3.39	\$19,309	529	3.33	\$20,815	583	3.54	\$24,798	414	5.06	\$25,330
All Counties	5,503	3.72	\$37,094	5,418	3.61	\$38,290	5,255	3.62	\$39,408	4,547	3.65	\$43,332	4,117	3.87	\$48,893

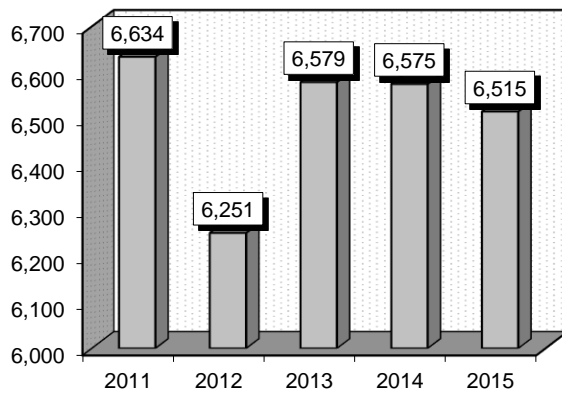
Simple Pneumonia & Pleurisy (193-195)

Diagnoses: that frequently accompanied Simple Pneumonia & Pleurisy were: 1) Unspecified essential hypertension (4019), 2) Acute respiratory failure (51881), 3) Congestive heart failure, unspecified (4280), 4) Personal history of tobacco use (V1582), 5) Chronic airway obstruction, not elsewhere classified (496), 6) Obstructive chronic bronchitis with (acute) exacerbation (49121), 7) Hypoxemia (79902), 8) Asthma, unspecified type, unspecified (49390), 9) Diabetes mellitus without mention of complication, type II or unspecified type, not stated as uncontrolled (25000), 10) Unspecified acquired hypothyroidism (2449).

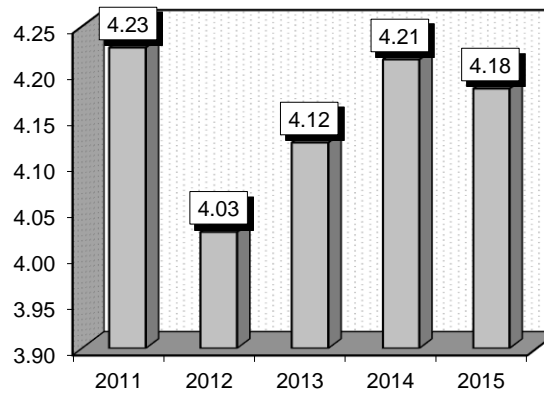
Definitions: **Hypertension:** High blood pressure. **Pneumonia:** Inflammation of the lungs, usually due to infection with bacteria, viruses, or other pathogenic organisms. **Pulmonary alveoli:** Small outpouchings along the walls of the alveolar sacs and alveolar ducts; through them, gas exchange takes place between alveolar gas and pulmonary capillary blood. **Bronchioles:** Small airways extending from the bronchi into the lobes of the lungs. **Pleurisy:** An inflammation of the membrane that surrounds and protects the lungs (the pleura). **Bronchitis:** An inflammation of the air passages between the nose and the lungs, including the windpipe or trachea and the larger air tubes of the lung that bring air in from the trachea (bronchi). **Exacerbation:** Increase in severity of a disease or any of its symptoms. **Hypoxemia:** An abnormal deficiency in the concentration of oxygen in arterial blood. **Asthma:** Chronic inflammatory disease of the airways. **Hypothyroidism:** Diminished production of thyroid hormone, leading to clinical manifestations of thyroid insufficiency, including low metabolic rate, tendency to gain weight, somnolence, and sometimes myxedema.

Gender	2011			2012			2013			2014			2015		
	Cases	Avg LOS	Avg Bill	Cases	Avg LOS	Avg Bill	Cases	Avg LOS	Avg Bill	Cases	Avg LOS	Avg Bill	Cases	Avg LOS	Avg Bill
Male	3,279	4.20	\$40,559	3,068	3.97	\$41,474	3,308	4.02	\$42,825	3,235	4.17	\$47,731	3,158	4.18	\$51,570
Female	3,355	4.26	\$39,723	3,183	4.08	\$41,396	3,271	4.23	\$42,917	3,340	4.26	\$47,625	3,357	4.19	\$51,147
Age Group	Cases	Avg LOS	Avg Bill	Cases	Avg LOS	Avg Bill	Cases	Avg LOS	Avg Bill	Cases	Avg LOS	Avg Bill	Cases	Avg LOS	Avg Bill
0-17	758	2.92	\$20,000	702	2.79	\$20,132	787	2.97	\$22,397	714	2.96	\$24,403	786	3.08	\$32,053
18-35	447	3.56	\$35,271	406	3.50	\$36,725	365	3.62	\$38,998	350	3.92	\$47,684	361	3.76	\$51,260
36-49	690	3.85	\$38,567	630	3.49	\$38,839	593	3.91	\$42,195	618	4.01	\$48,355	540	3.74	\$49,682
50-64	1,357	4.22	\$43,190	1,302	4.00	\$42,618	1,415	4.32	\$46,356	1,500	4.21	\$50,152	1,320	4.27	\$55,709
65+	3,382	4.69	\$44,387	3,211	4.48	\$46,716	3,419	4.40	\$46,671	3,393	4.55	\$51,357	3,508	4.51	\$54,304
Total	6,634	4.23	\$40,136	6,251	4.03	\$41,434	6,579	4.12	\$42,871	6,575	4.21	\$47,677	6,515	4.18	\$51,352

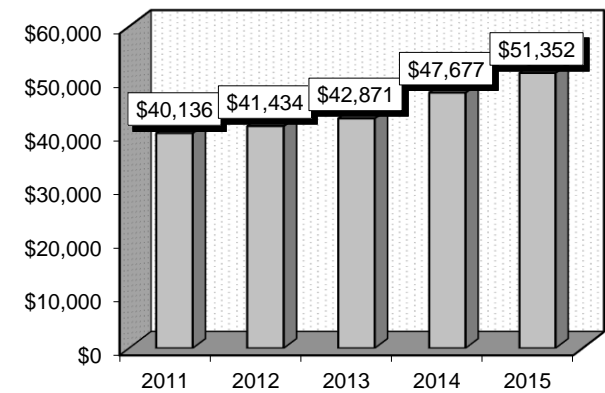
Patient Discharges



Average Length of Stay



Average Billed Charges



County / Hospital	2011			2012			2013			2014			2015		
	Cases	Avg LOS	Avg Bill	Cases	Avg LOS	Avg Bill	Cases	Avg LOS	Avg Bill	Cases	Avg LOS	Avg Bill	Cases	Avg LOS	Avg Bill
Clark															
Centennial Hills	236	4.39	\$55,685	193	4.15	\$65,746	221	3.83	\$57,193	219	3.75	\$62,241	244	4.11	\$69,812
Desert Springs	328	4.87	\$51,452	295	4.50	\$57,387	346	4.42	\$56,702	329	5.04	\$64,444	338	4.46	\$65,523
Mountain View	410	4.58	\$56,891	355	4.89	\$66,927	447	5.57	\$76,420	538	5.27	\$78,408	641	4.79	\$74,536
North Vista	154	5.15	\$49,760	143	4.97	\$47,639	131	4.86	\$46,517	109	5.27	\$49,655	46	3.13	\$32,929
Southern Hills	144	5.49	\$65,757	165	4.91	\$60,526	159	4.94	\$60,803	218	5.21	\$67,804	230	5.26	\$73,190
Spring Valley	248	4.22	\$52,275	231	4.71	\$65,317	252	4.37	\$61,530	263	4.13	\$74,400	274	4.04	\$69,837
St. Rose-Rose de Lima	238	4.24	\$41,572	159	4.17	\$39,837	160	3.99	\$47,129	187	4.14	\$51,566	180	4.34	\$59,005
St. Rose-San Martin	281	3.65	\$37,292	190	4.38	\$44,576	214	4.79	\$49,369	223	4.01	\$46,000	181	4.96	\$57,914
St. Rose-Siena	332	4.44	\$40,660	347	4.18	\$41,899	366	4.24	\$44,986	313	4.85	\$55,938	318	5.08	\$59,187
Summerlin	496	4.39	\$52,319	443	4.40	\$57,784	421	4.21	\$56,856	410	4.39	\$65,242	468	4.12	\$63,071
Sunrise	554	4.65	\$54,150	532	3.68	\$49,118	545	3.92	\$53,033	579	3.99	\$59,036	721	4.41	\$67,873
UMC	647	3.60	\$30,582	575	3.70	\$31,624	540	3.86	\$28,326	438	3.82	\$27,159	392	4.06	\$38,190
Valley	321	4.63	\$60,383	261	4.14	\$65,460	281	4.42	\$69,044	249	5.18	\$80,655	211	4.31	\$70,327
Total	4,389	4.38	\$48,401	3,889	4.25	\$51,840	4,083	4.37	\$53,831	4,075	4.51	\$60,637	4,244	4.46	\$64,239
Washoe															
Carson Tahoe	338	4.12	\$26,083	378	3.43	\$23,355	411	3.63	\$23,854	424	3.98	\$28,879	368	4.02	\$28,256
Northern Nevada	93	3.22	\$31,354	95	2.99	\$34,486	86	3.26	\$36,524	89	3.02	\$38,018	107	3.45	\$44,248
Renown Regional	553	4.31	\$28,043	641	4.08	\$27,311	764	4.03	\$28,234	743	3.97	\$27,676	733	3.89	\$28,278
Renown S. Meadows	134	3.99	\$28,710	146	3.62	\$27,167	153	3.22	\$24,989	148	3.07	\$24,019	175	3.20	\$26,178
Saint Mary's	328	4.06	\$23,201	337	3.88	\$24,924	327	3.94	\$22,436	281	3.39	\$21,492	226	3.23	\$21,705
Sierra Surgery	0	0.00	\$0	0	0.00	\$0	0	0.00	\$0	0	0.00	\$0	0	0.00	\$0
Total	1,446	4.11	\$26,761	1,597	3.77	\$26,284	1,741	3.81	\$26,235	1,685	3.75	\$27,173	1,609	3.72	\$28,183
Rural															
Battle Mountain	6	4.00	\$11,125	14	2.29	\$5,829	6	3.17	\$6,457	10	3.00	\$11,216	9	2.67	\$10,969
Boulder City	33	3.55	\$10,495	35	4.60	\$15,949	40	4.55	\$20,408	27	3.85	\$21,076	18	5.28	\$25,713
Carson Valley	61	2.75	\$18,395	53	3.04	\$22,557	53	2.60	\$16,877	80	3.09	\$21,252	87	3.01	\$21,148
Churchill	141	5.01	\$22,428	108	4.22	\$22,500	128	4.40	\$23,749	120	4.62	\$26,635	89	3.71	\$21,453
Desert View	94	3.19	\$17,787	95	3.14	\$19,118	129	3.40	\$25,737	165	3.22	\$28,067	123	3.57	\$29,514
Grover C. Dils	11	3.18	\$9,217	6	2.17	\$5,990	13	2.85	\$5,872	12	3.08	\$6,332	8	2.88	\$4,956
Humboldt	24	3.88	\$21,203	27	3.81	\$19,550	30	3.00	\$16,471	41	4.73	\$23,799	23	4.48	\$32,687
Incline Village	2	3.00	\$5,366	3	1.00	\$10,078	1	3.00	\$24,038	3	2.00	\$15,559	1	4.00	\$25,393
Mesa View	62	2.69	\$15,327	40	2.55	\$14,027	38	2.53	\$12,948	48	2.98	\$16,204	56	3.18	\$18,964
Mount Grant	85	4.86	\$17,175	69	4.68	\$16,627	56	4.68	\$17,597	42	5.05	\$20,469	35	4.23	\$16,724
Northeastern	183	3.14	\$24,632	210	3.17	\$27,434	195	3.20	\$28,332	203	3.57	\$32,274	169	3.43	\$32,985
Nye	11	2.45	\$11,628	19	2.68	\$12,489	6	1.67	\$9,015	0	0.00	\$0	0	0.00	\$0
Pershing	9	2.89	\$9,195	6	1.67	\$7,960	7	3.71	\$12,351	6	2.33	\$8,907	5	3.40	\$9,714
South Lyon	24	3.00	\$10,294	42	3.10	\$9,922	26	2.92	\$7,695	23	3.91	\$11,897	17	3.53	\$12,307
William Bee Ririe	53	2.94	\$14,544	38	2.76	\$15,244	27	3.37	\$19,691	35	3.83	\$22,015	22	2.86	\$15,697
Total	799	3.61	\$18,945	765	3.42	\$20,165	755	3.52	\$21,958	815	3.71	\$25,268	662	3.51	\$25,049
All Counties	6,634	4.23	\$40,136	6,251	4.03	\$41,434	6,579	4.12	\$42,871	6,575	4.21	\$47,677	6,515	4.18	\$51,352

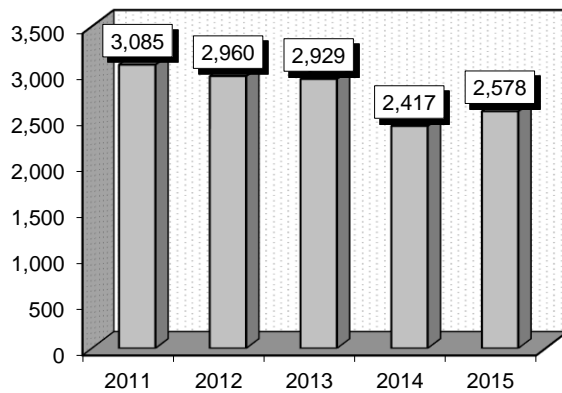
Bronchitis & Asthma (202-203)

Diagnoses: that frequently accompanied Bronchitis & Asthma were: 1) Hypoxemia (79902), 2) Unspecified essential hypertension (4019), 3) Pneumonia, organism unspecified (486), 4) Other and unspecified hyperlipidemia (2724), 5) Hypopotassemia (2768), 6) Obesity, unspecified (27800), 7) Acute bronchiolitis due to respiratory syncytial virus (RSV) (46611), 8) Unspecified otitis media (3829), 9) Dehydration (27651), 10) Diabetes mellitus without mention of complication, type II or unspecified type, not stated as uncontrolled (25000).

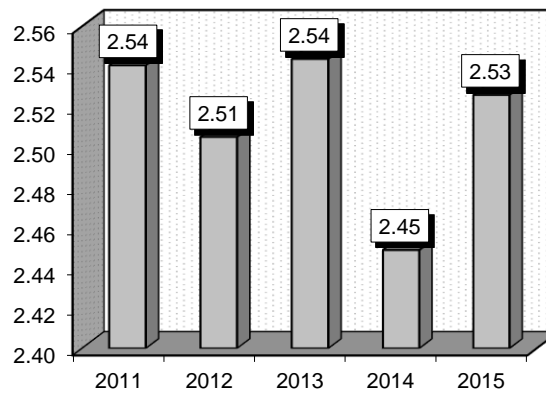
Definitions: **Hypertension:** High blood pressure. **Hypoxemia:** An abnormal deficiency in the concentration of oxygen in arterial blood. **Diabetes mellitus:** A condition in which the pancreas no longer produces enough insulin or cells stop responding to the insulin that is produced, so that glucose in the blood cannot be absorbed into the cells of the body. **Hypopotassemia:** A deficiency of potassium in the blood. **Bronchitis:** An inflammation of the air passages between the nose and the lungs, including the windpipe or trachea and the larger air tubes of the lung that bring air in from the trachea (bronchi). **Asthma:** Chronic inflammatory disease of the airways. **Asphyxia:** The extreme condition caused by lack of oxygen and excess of carbon dioxide in the blood. **Otitis media:** An inflammation or infection of the middle ear, common in early childhood.

Gender	2011			2012			2013			2014			2015		
	Cases	Avg LOS	Avg Bill	Cases	Avg LOS	Avg Bill	Cases	Avg LOS	Avg Bill	Cases	Avg LOS	Avg Bill	Cases	Avg LOS	Avg Bill
Male	1,502	2.41	\$18,519	1,436	2.35	\$20,950	1,380	2.40	\$22,025	1,155	2.29	\$23,398	1,215	2.36	\$26,827
Female	1,583	2.66	\$22,673	1,524	2.65	\$24,760	1,549	2.67	\$25,702	1,262	2.59	\$28,231	1,363	2.68	\$32,128
Age Group	Cases	Avg LOS	Avg Bill	Cases	Avg LOS	Avg Bill	Cases	Avg LOS	Avg Bill	Cases	Avg LOS	Avg Bill	Cases	Avg LOS	Avg Bill
0-17	1,675	2.53	\$15,896	1,648	2.48	\$18,782	1,578	2.48	\$19,064	1,300	2.41	\$20,689	1,471	2.43	\$23,676
18-35	401	2.22	\$21,245	339	2.23	\$23,376	314	2.18	\$24,057	350	2.28	\$28,468	297	2.14	\$29,820
36-49	361	2.53	\$27,721	349	2.53	\$27,335	355	2.45	\$29,169	271	2.39	\$31,123	258	2.87	\$36,661
50-64	322	2.85	\$29,328	287	2.59	\$29,193	361	2.91	\$30,748	260	2.53	\$33,193	266	2.58	\$40,391
65+	326	2.67	\$27,947	337	2.82	\$32,706	321	2.91	\$34,625	236	2.91	\$36,981	286	3.04	\$43,706
Total	3,085	2.54	\$20,651	2,960	2.51	\$22,911	2,929	2.54	\$23,969	2,417	2.45	\$25,921	2,578	2.53	\$29,630

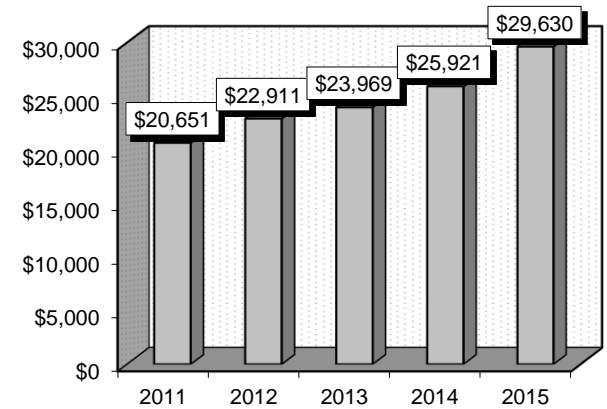
Patient Discharges



Average Length of Stay



Average Billed Charges



County / Hospital	2011			2012			2013			2014			2015		
	Cases	Avg LOS	Avg Bill	Cases	Avg LOS	Avg Bill	Cases	Avg LOS	Avg Bill	Cases	Avg LOS	Avg Bill	Cases	Avg LOS	Avg Bill
Clark															
Centennial Hills	86	3.02	\$34,688	62	2.19	\$32,924	88	2.68	\$35,074	71	1.80	\$34,247	82	2.29	\$42,814
Desert Springs	67	2.25	\$23,689	73	3.16	\$37,373	66	2.79	\$33,930	75	2.32	\$33,019	76	2.29	\$36,983
Mountain View	189	2.70	\$30,206	113	2.86	\$38,618	130	2.85	\$41,567	116	2.58	\$40,122	131	2.99	\$48,706
North Vista	26	2.46	\$25,324	54	2.63	\$24,795	60	1.92	\$22,187	51	2.08	\$24,957	49	1.90	\$20,618
Southern Hills	22	3.09	\$33,228	38	2.37	\$29,895	47	3.17	\$40,573	30	2.73	\$41,138	44	2.77	\$37,334
Spring Valley	57	2.54	\$30,554	67	2.22	\$32,926	66	1.80	\$29,562	60	2.05	\$36,151	43	1.95	\$43,218
St. Rose-Rose de Lima	68	2.01	\$19,098	33	1.97	\$23,086	48	2.75	\$27,980	18	2.50	\$32,180	17	3.12	\$38,910
St. Rose-San Martin	70	2.29	\$21,185	50	2.86	\$29,633	52	3.71	\$32,664	35	2.51	\$30,321	40	3.78	\$36,046
St. Rose-Siena	229	2.47	\$14,747	180	2.57	\$18,230	184	2.60	\$19,754	110	2.59	\$23,200	128	2.79	\$22,497
Summerlin	405	2.98	\$25,490	353	2.88	\$25,847	360	2.59	\$26,900	243	2.54	\$31,064	318	2.58	\$33,120
Sunrise	542	2.23	\$21,722	620	2.30	\$25,489	519	2.20	\$27,455	494	2.14	\$29,301	699	2.43	\$33,699
UMC	470	2.19	\$17,814	492	2.25	\$19,391	419	2.58	\$19,917	377	2.76	\$22,578	317	2.53	\$24,431
Valley	78	2.50	\$32,505	64	2.59	\$40,923	64	2.83	\$42,353	63	2.84	\$46,842	54	2.35	\$43,990
Total	2,309	2.47	\$22,769	2,199	2.48	\$25,660	2,103	2.53	\$27,382	1,743	2.42	\$29,786	1,998	2.53	\$33,235
Washoe															
Carson Tahoe	159	2.69	\$12,123	139	2.50	\$11,428	111	2.59	\$11,787	99	2.37	\$10,785	79	2.25	\$12,906
Northern Nevada	37	2.11	\$21,650	54	2.00	\$23,163	42	1.95	\$22,173	24	1.88	\$24,588	27	2.00	\$28,778
Renown Regional	294	3.01	\$16,009	275	2.71	\$16,047	334	2.90	\$17,299	285	2.69	\$17,658	257	2.63	\$18,680
Renown S. Meadows	23	1.70	\$16,548	29	2.38	\$21,683	28	1.68	\$15,901	24	2.21	\$18,864	14	2.43	\$21,897
Saint Mary's	81	3.19	\$13,907	88	2.82	\$14,297	109	2.51	\$12,726	79	2.04	\$9,988	88	2.27	\$12,327
Sierra Surgery	0	0.00	\$0	0	0.00	\$0	0	0.00	\$0	0	0.00	\$0	0	0.00	\$0
Total	594	2.84	\$15,054	585	2.59	\$15,622	624	2.66	\$15,785	511	2.47	\$15,523	465	2.46	\$17,180
Rural															
Battle Mountain	0	0.00	\$0	1	1.00	\$1,806	0	0.00	\$0	0	0.00	\$0	0	0.00	\$0
Boulder City	1	1.00	\$16,179	5	2.60	\$12,082	5	3.20	\$19,981	1	1.00	\$4,407	3	2.33	\$16,621
Carson Valley	3	2.00	\$13,474	6	2.17	\$14,643	2	2.50	\$22,239	4	3.75	\$25,263	6	2.17	\$15,773
Churchill	46	2.57	\$11,224	64	2.30	\$11,949	68	2.35	\$12,463	43	2.42	\$14,186	36	2.75	\$15,523
Desert View	18	2.72	\$13,664	21	1.90	\$10,611	9	1.56	\$11,379	20	2.30	\$19,211	14	3.07	\$24,606
Grover C. Dils	2	2.50	\$4,903	1	1.00	\$3,462	0	0.00	\$0	3	2.00	\$3,753	1	3.00	\$7,968
Humboldt	15	2.13	\$11,159	9	2.11	\$9,988	15	2.40	\$13,494	9	2.33	\$13,565	3	3.67	\$16,886
Incline Village	0	0.00	\$0	0	0.00	\$0	0	0.00	\$0	1	2.00	\$10,402	1	1.00	\$15,534
Mesa View	11	1.64	\$10,950	2	1.50	\$9,863	8	2.13	\$15,293	2	1.50	\$10,238	3	1.67	\$15,982
Mount Grant	22	3.64	\$12,512	27	4.11	\$13,196	26	3.23	\$11,908	17	3.47	\$12,741	10	3.10	\$11,241
Northeastern	37	2.38	\$14,256	13	3.08	\$24,393	43	2.63	\$20,945	50	2.88	\$21,783	26	2.35	\$20,815
Nye	8	1.88	\$9,261	4	1.75	\$6,966	16	1.00	\$914	0	0.00	\$0	0	0.00	\$0
Pershing	2	2.00	\$6,587	1	3.00	\$9,466	2	1.00	\$5,224	2	8.00	\$16,335	3	3.00	\$10,246
South Lyon	3	1.67	\$9,667	4	1.50	\$4,972	1	2.00	\$3,717	0	0.00	\$0	1	8.00	\$19,723
William Bee Ririe	14	1.93	\$11,093	18	1.94	\$15,091	7	1.57	\$16,411	11	1.73	\$18,277	8	1.88	\$14,838
Total	182	2.46	\$12,037	176	2.49	\$12,801	202	2.36	\$13,727	163	2.67	\$17,198	115	2.66	\$17,328
All Counties	3,085	2.54	\$20,651	2,960	2.51	\$22,911	2,929	2.54	\$23,969	2,417	2.45	\$25,921	2,578	2.53	\$29,630

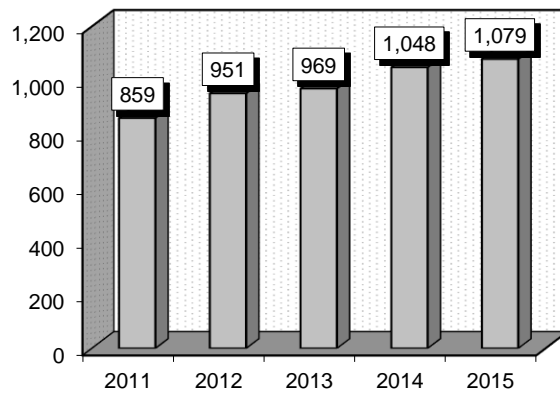
Cardiac Valve & Other Major Cardiothoracic Procedures (216-221)

Procedures: that frequently accompanied Cardiac Valve & Other Major Cardiothoracic Procedures were: 1) Coronary arteriography using catheter(s) (8855-6), 2) Extracorporeal circulation auxiliary to open heart surgery (3961), 3) Open and other replacement of aortic valve with tissue graft (3521), 4) Angiocardiology (8850-4), 5) Monitoring of cardiac output (8967-8), 6) Transfusion (990), 7) Cardioplegia (3963).

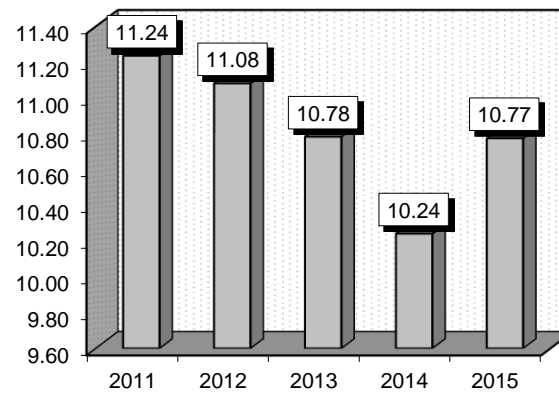
Definitions: **Coronary:** Pertaining to encircling structures, such as the coronary arteries; pertaining to the heart. **Aorta:** The main artery of the body, supplying oxygenated blood to the circulatory system. **Arteriography:** Radiography of an artery, carried out after injection of a radio-opaque substance. **Catheter:** A hollow flexible tube for insertion into a body cavity, duct, or vessel to allow the passage of fluids or distend a passageway. **Angiocardiology:** A radiographic diagnostic study of the heart in which valves and vessels are examined via x-ray and fluoroscopy following the introduction of contrast media. **Transfusion:** Transfer of blood or a blood component from one person (donor) to another (recipient). **Cardioplegia:** Paralysis of the heart, as may be done electively in stopping the heart during cardiac surgery.

Gender	2011			2012			2013			2014			2015		
	Cases	Avg LOS	Avg Bill	Cases	Avg LOS	Avg Bill	Cases	Avg LOS	Avg Bill	Cases	Avg LOS	Avg Bill	Cases	Avg LOS	Avg Bill
Male	520	11.15	\$289,801	578	10.99	\$322,128	606	10.00	\$333,600	648	9.99	\$342,877	687	10.40	\$397,416
Female	339	11.37	\$286,264	373	11.22	\$311,500	363	12.09	\$372,974	400	10.65	\$362,900	392	11.42	\$409,790
Age Group	Cases	Avg LOS	Avg Bill	Cases	Avg LOS	Avg Bill	Cases	Avg LOS	Avg Bill	Cases	Avg LOS	Avg Bill	Cases	Avg LOS	Avg Bill
0-17	26	6.96	\$311,037	38	17.76	\$530,164	38	11.11	\$533,752	25	20.76	\$741,934	42	19.24	\$714,615
18-35	23	8.17	\$226,763	21	7.71	\$292,881	23	14.17	\$418,516	20	10.30	\$339,582	29	10.38	\$406,560
36-49	67	11.40	\$266,062	51	13.16	\$309,329	40	9.58	\$304,236	73	11.16	\$327,916	65	9.91	\$378,059
50-64	214	12.51	\$303,526	210	10.77	\$302,594	201	9.75	\$306,002	254	10.34	\$327,018	262	11.03	\$409,265
65+	529	11.04	\$286,685	631	10.73	\$311,826	667	11.03	\$350,775	676	9.71	\$347,639	681	10.25	\$381,876
Total	859	11.24	\$288,405	951	11.08	\$317,959	969	10.78	\$348,350	1,048	10.24	\$350,520	1,079	10.77	\$401,912

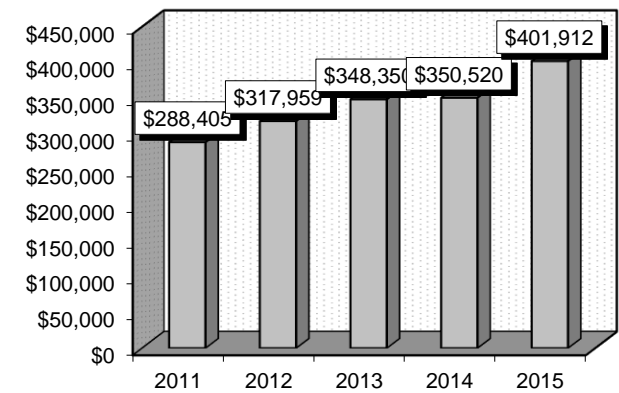
Patient Discharges



Average Length of Stay



Average Billed Charges



County / Hospital	2011			2012			2013			2014			2015		
	Cases	Avg LOS	Avg Bill	Cases	Avg LOS	Avg Bill	Cases	Avg LOS	Avg Bill	Cases	Avg LOS	Avg Bill	Cases	Avg LOS	Avg Bill
Clark															
Centennial Hills	0	0.00	\$0	0	0.00	\$0	0	0.00	\$0	0	0.00	\$0	0	0.00	\$0
Desert Springs	54	14.17	\$312,622	65	12.15	\$317,037	56	13.55	\$345,395	62	11.56	\$346,962	64	12.16	\$403,043
Mountain View	72	10.97	\$382,204	84	11.00	\$415,586	95	14.60	\$542,102	108	12.42	\$518,841	130	11.08	\$522,319
North Vista	0	0.00	\$0	0	0.00	\$0	0	0.00	\$0	0	0.00	\$0	0	0.00	\$0
Southern Hills	0	0.00	\$0	0	0.00	\$0	0	0.00	\$0	0	0.00	\$0	0	0.00	\$0
Spring Valley	25	10.96	\$291,361	29	17.76	\$436,895	24	11.79	\$382,503	29	12.55	\$382,079	40	11.48	\$419,703
St. Rose-Rose de Lima	0	0.00	\$0	0	0.00	\$0	0	0.00	\$0	0	0.00	\$0	0	0.00	\$0
St. Rose-San Martin	133	12.24	\$314,433	133	10.74	\$296,425	65	9.98	\$305,379	81	8.96	\$341,655	69	9.09	\$384,678
St. Rose-Siena	58	10.21	\$253,664	63	10.38	\$330,158	112	10.62	\$313,019	110	11.22	\$361,853	103	10.75	\$401,409
Summerlin	52	11.94	\$392,988	51	12.55	\$368,208	54	11.83	\$386,863	43	12.91	\$460,914	69	11.90	\$457,720
Sunrise	163	8.99	\$331,103	209	11.58	\$413,099	217	9.91	\$472,546	201	10.33	\$494,521	204	13.20	\$601,597
UMC	45	16.24	\$292,899	48	18.79	\$368,414	45	14.44	\$351,201	39	15.05	\$354,651	46	15.59	\$433,237
Valley	49	15.33	\$334,041	43	13.14	\$321,151	45	17.04	\$428,465	53	11.04	\$349,041	53	16.00	\$479,194
Total	651	11.70	\$325,914	725	12.19	\$365,546	713	11.88	\$411,568	726	11.28	\$423,765	778	12.20	\$485,870
Washoe															
Carson Tahoe	39	7.62	\$157,490	50	7.50	\$170,076	56	8.77	\$186,221	67	7.36	\$185,347	47	6.38	\$165,430
Northern Nevada	0	0.00	\$0	0	0.00	\$0	0	0.00	\$0	0	0.00	\$0	0	0.00	\$0
Renown Regional	137	10.23	\$166,412	137	7.34	\$158,007	126	7.07	\$157,815	167	7.67	\$169,126	175	7.29	\$171,976
Renown S. Meadows	0	0.00	\$0	0	0.00	\$0	0	0.00	\$0	0	0.00	\$0	0	0.00	\$0
Saint Mary's	32	10.53	\$207,165	39	8.15	\$184,813	74	8.01	\$186,360	88	8.78	\$216,239	79	7.10	\$225,122
Sierra Surgery	0	0.00	\$0	0	0.00	\$0	0	0.00	\$0	0	0.00	\$0	0	0.00	\$0
Total	208	9.78	\$171,009	226	7.52	\$165,303	256	7.71	\$172,280	322	7.91	\$185,377	301	7.10	\$184,903
Rural															
Battle Mountain	0	0.00	\$0	0	0.00	\$0	0	0.00	\$0	0	0.00	\$0	0	0.00	\$0
Boulder City	0	0.00	\$0	0	0.00	\$0	0	0.00	\$0	0	0.00	\$0	0	0.00	\$0
Carson Valley	0	0.00	\$0	0	0.00	\$0	0	0.00	\$0	0	0.00	\$0	0	0.00	\$0
Churchill	0	0.00	\$0	0	0.00	\$0	0	0.00	\$0	0	0.00	\$0	0	0.00	\$0
Desert View	0	0.00	\$0	0	0.00	\$0	0	0.00	\$0	0	0.00	\$0	0	0.00	\$0
Grover C. Dils	0	0.00	\$0	0	0.00	\$0	0	0.00	\$0	0	0.00	\$0	0	0.00	\$0
Humboldt	0	0.00	\$0	0	0.00	\$0	0	0.00	\$0	0	0.00	\$0	0	0.00	\$0
Incline Village	0	0.00	\$0	0	0.00	\$0	0	0.00	\$0	0	0.00	\$0	0	0.00	\$0
Mesa View	0	0.00	\$0	0	0.00	\$0	0	0.00	\$0	0	0.00	\$0	0	0.00	\$0
Mount Grant	0	0.00	\$0	0	0.00	\$0	0	0.00	\$0	0	0.00	\$0	0	0.00	\$0
Northeastern	0	0.00	\$0	0	0.00	\$0	0	0.00	\$0	0	0.00	\$0	0	0.00	\$0
Nye	0	0.00	\$0	0	0.00	\$0	0	0.00	\$0	0	0.00	\$0	0	0.00	\$0
Pershing	0	0.00	\$0	0	0.00	\$0	0	0.00	\$0	0	0.00	\$0	0	0.00	\$0
South Lyon	0	0.00	\$0	0	0.00	\$0	0	0.00	\$0	0	0.00	\$0	0	0.00	\$0
William Bee Ririe	0	0.00	\$0	0	0.00	\$0	0	0.00	\$0	0	0.00	\$0	0	0.00	\$0
Total	0	0.00	\$0	0	0.00	\$0	0	0.00	\$0	0	0.00	\$0	0	0.00	\$0
All Counties	859	11.24	\$288,405	951	11.08	\$317,959	969	10.78	\$348,350	1,048	10.24	\$350,520	1,079	10.77	\$401,912

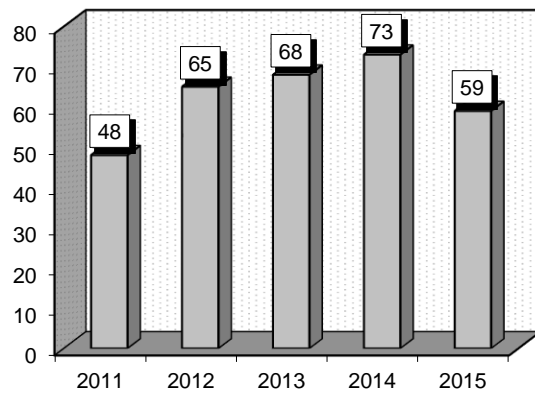
Coronary Bypass With PTCA (231-232)

Procedures: that frequently accompanied Coronary Bypass With PTCA were: 1) Percutaneous transluminal coronary angioplasty [PTCA] (0066), 2) Single internal mammary-coronary artery bypass (3615), 3) Left heart cardiac catheterization (3722), 4) Coronary arteriography using two catheters (8856).

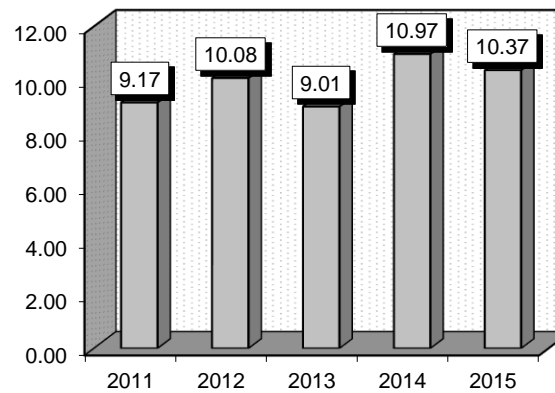
Definitions: **PTCA:** A minimally invasive procedure to open up blocked coronary arteries, allowing blood to circulate unobstructed to the heart muscle. **Angioplasty:** A procedure used to widen vessels narrowed by stenoses or occlusions. **Coronary:** Pertaining to encircling structures, such as the coronary arteries; pertaining to the heart. **Aorta:** The main artery of the body, supplying oxygenated blood to the circulatory system. **Arteriography:** Radiography of an artery, carried out after injection of a radio-opaque substance. **Catheter:** A hollow flexible tube for insertion into a body cavity, duct, or vessel to allow the passage of fluids or distend a passageway. **Angiocardiology:** A radiographic diagnostic study of the heart in which valves and vessels are examined via x-ray and fluoroscopy following the introduction of contrast media.

Gender	2011			2012			2013			2014			2015		
	Cases	Avg LOS	Avg Bill	Cases	Avg LOS	Avg Bill	Cases	Avg LOS	Avg Bill	Cases	Avg LOS	Avg Bill	Cases	Avg LOS	Avg Bill
Male	37	9.08	\$267,362	53	9.60	\$317,287	55	9.22	\$311,699	52	9.79	\$313,355	49	9.98	\$389,203
Female	11	9.45	\$299,081	12	12.17	\$323,388	13	8.15	\$258,276	21	13.90	\$386,573	10	12.30	\$485,461
Age Group	Cases	Avg LOS	Avg Bill	Cases	Avg LOS	Avg Bill	Cases	Avg LOS	Avg Bill	Cases	Avg LOS	Avg Bill	Cases	Avg LOS	Avg Bill
0-17	0	0.00	\$0	0	0.00	\$0	0	0.00	\$0	0	0.00	\$0	0	0.00	\$0
18-35	0	0.00	\$0	0	0.00	\$0	0	0.00	\$0	0	0.00	\$0	1	12.00	\$387,304
36-49	2	9.00	\$268,546	6	8.67	\$352,302	1	12.00	\$330,153	3	11.33	\$210,608	3	6.33	\$273,051
50-64	23	10.00	\$294,746	30	9.17	\$287,948	38	9.21	\$312,039	38	10.97	\$351,099	24	11.25	\$413,589
65+	23	8.35	\$255,045	29	11.31	\$342,918	29	8.66	\$286,668	32	10.94	\$326,215	31	10.03	\$412,677
Total	48	9.17	\$274,631	65	10.08	\$318,414	68	9.01	\$301,486	73	10.97	\$334,418	59	10.37	\$405,518

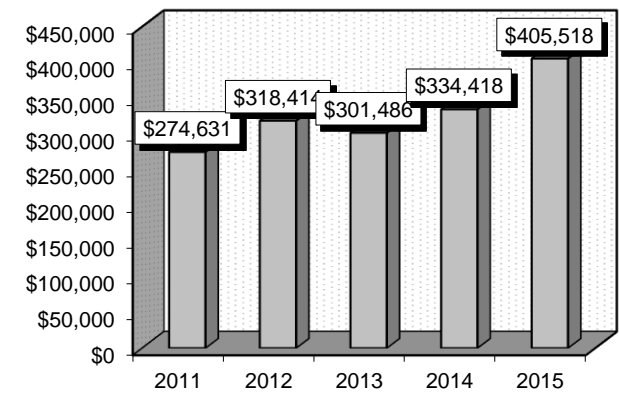
Patient Discharges



Average Length of Stay



Average Billed Charges



County / Hospital	2011			2012			2013			2014			2015		
	Cases	Avg LOS	Avg Bill	Cases	Avg LOS	Avg Bill	Cases	Avg LOS	Avg Bill	Cases	Avg LOS	Avg Bill	Cases	Avg LOS	Avg Bill
Clark															
Centennial Hills	0	0.00	\$0	0	0.00	\$0	0	0.00	\$0	0	0.00	\$0	0	0.00	\$0
Desert Springs	6	10.00	\$327,651	7	9.14	\$273,489	4	13.75	\$348,024	3	12.00	\$333,366	5	8.20	\$332,068
Mountain View	4	11.25	\$418,820	10	14.40	\$479,348	9	8.11	\$378,787	7	13.00	\$467,362	5	10.00	\$543,795
North Vista	0	0.00	\$0	0	0.00	\$0	0	0.00	\$0	0	0.00	\$0	0	0.00	\$0
Southern Hills	0	0.00	\$0	0	0.00	\$0	0	0.00	\$0	0	0.00	\$0	0	0.00	\$0
Spring Valley	3	11.33	\$303,484	3	8.00	\$261,865	3	13.33	\$422,239	10	15.10	\$427,833	7	8.14	\$407,798
St. Rose-Rose de Lima	0	0.00	\$0	0	0.00	\$0	0	0.00	\$0	0	0.00	\$0	0	0.00	\$0
St. Rose-San Martin	2	9.00	\$262,759	1	6.00	\$206,993	1	6.00	\$257,704	4	16.25	\$430,816	0	0.00	\$0
St. Rose-Siena	5	8.80	\$250,073	9	11.00	\$309,938	10	12.50	\$371,541	7	10.14	\$352,366	10	11.60	\$417,729
Summerlin	4	10.75	\$271,510	4	7.50	\$394,966	6	6.67	\$286,051	4	12.75	\$412,517	6	8.00	\$365,554
Sunrise	6	6.33	\$294,767	8	10.13	\$414,081	7	8.57	\$389,820	8	8.88	\$467,619	8	12.25	\$569,385
UMC	1	21.00	\$342,758	1	12.00	\$336,156	2	19.00	\$329,667	3	8.33	\$266,529	4	10.50	\$375,952
Valley	5	8.80	\$288,949	5	13.80	\$374,549	5	9.80	\$378,876	3	13.00	\$372,704	5	14.60	\$457,778
Total	36	9.64	\$304,713	48	11.02	\$366,487	47	10.34	\$362,548	49	12.24	\$409,153	50	10.50	\$439,046
Washoe															
Carson Tahoe	3	5.33	\$198,330	4	8.00	\$178,241	4	6.00	\$162,387	5	10.60	\$236,870	0	0.00	\$0
Northern Nevada	0	0.00	\$0	0	0.00	\$0	0	0.00	\$0	0	0.00	\$0	0	0.00	\$0
Renown Regional	7	9.14	\$184,771	10	7.00	\$176,475	14	6.14	\$156,797	15	7.27	\$167,288	8	9.75	\$217,730
Renown S. Meadows	0	0.00	\$0	0	0.00	\$0	0	0.00	\$0	0	0.00	\$0	0	0.00	\$0
Saint Mary's	2	6.50	\$162,124	3	8.00	\$209,275	3	5.67	\$205,517	4	9.75	\$167,577	1	9.00	\$231,429
Sierra Surgery	0	0.00	\$0	0	0.00	\$0	0	0.00	\$0	0	0.00	\$0	0	0.00	\$0
Total	12	7.75	\$184,386	17	7.41	\$182,679	21	6.05	\$164,822	24	8.38	\$181,833	9	9.67	\$219,252
Rural															
Battle Mountain	0	0.00	\$0	0	0.00	\$0	0	0.00	\$0	0	0.00	\$0	0	0.00	\$0
Boulder City	0	0.00	\$0	0	0.00	\$0	0	0.00	\$0	0	0.00	\$0	0	0.00	\$0
Carson Valley	0	0.00	\$0	0	0.00	\$0	0	0.00	\$0	0	0.00	\$0	0	0.00	\$0
Churchill	0	0.00	\$0	0	0.00	\$0	0	0.00	\$0	0	0.00	\$0	0	0.00	\$0
Desert View	0	0.00	\$0	0	0.00	\$0	0	0.00	\$0	0	0.00	\$0	0	0.00	\$0
Grover C. Dils	0	0.00	\$0	0	0.00	\$0	0	0.00	\$0	0	0.00	\$0	0	0.00	\$0
Humboldt	0	0.00	\$0	0	0.00	\$0	0	0.00	\$0	0	0.00	\$0	0	0.00	\$0
Incline Village	0	0.00	\$0	0	0.00	\$0	0	0.00	\$0	0	0.00	\$0	0	0.00	\$0
Mesa View	0	0.00	\$0	0	0.00	\$0	0	0.00	\$0	0	0.00	\$0	0	0.00	\$0
Mount Grant	0	0.00	\$0	0	0.00	\$0	0	0.00	\$0	0	0.00	\$0	0	0.00	\$0
Northeastern	0	0.00	\$0	0	0.00	\$0	0	0.00	\$0	0	0.00	\$0	0	0.00	\$0
Nye	0	0.00	\$0	0	0.00	\$0	0	0.00	\$0	0	0.00	\$0	0	0.00	\$0
Pershing	0	0.00	\$0	0	0.00	\$0	0	0.00	\$0	0	0.00	\$0	0	0.00	\$0
South Lyon	0	0.00	\$0	0	0.00	\$0	0	0.00	\$0	0	0.00	\$0	0	0.00	\$0
William Bee Ririe	0	0.00	\$0	0	0.00	\$0	0	0.00	\$0	0	0.00	\$0	0	0.00	\$0
Total	0	0.00	\$0	0	0.00	\$0	0	0.00	\$0	0	0.00	\$0	0	0.00	\$0
All Counties	48	9.17	\$274,631	65	10.08	\$318,414	68	9.01	\$301,486	73	10.97	\$334,418	59	10.37	\$405,518

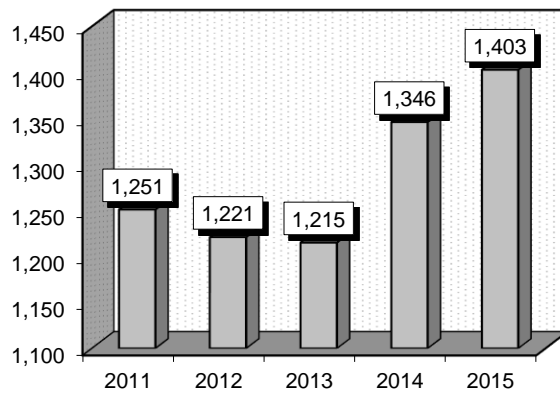
Coronary Bypass (233-236)

Procedures: that frequently accompanied Coronary Bypass were: 1) Single internal mammary-coronary artery bypass (3615), 2) Coronary arteriography using two catheters (8856), 3) Left heart cardiac catheterization (3722), 4) Angiocardiology of left heart structures (8853), 5) Extracorporeal circulation auxiliary to open heart surgery (3961), 6) (Aorto)coronary bypass of three coronary arteries (3613), 7) (Aorto)coronary bypass of two coronary arteries (3612).

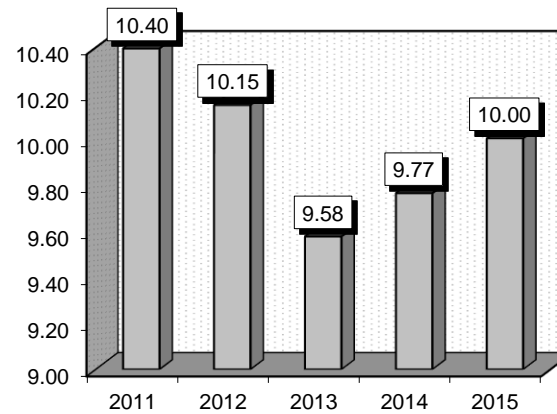
Definitions: **Coronary bypass:** A surgical procedure performed to improve blood supply to the heart by creating new routes for blood flow when one or more of the coronary arteries become obstructed. **Atherosclerosis:** The build up of a waxy plaque on the inside of blood vessels. **Subendocardial:** Beneath the endocardium. **Endocardium:** The lining of the interior surface of the heart chambers. **Angiocardiology:** A radiographic diagnostic study of the heart in which valves and vessels are examined via x-ray and fluoroscopy following the introduction of contrast media. **Myocardial infarction:** Death of the cells of an area of the heart muscle (myocardium) as a result of oxygen deprivation, which in turn is caused by obstruction of the blood supply; commonly referred to as a heart attack.

Gender	2011			2012			2013			2014			2015		
	Cases	Avg LOS	Avg Bill	Cases	Avg LOS	Avg Bill	Cases	Avg LOS	Avg Bill	Cases	Avg LOS	Avg Bill	Cases	Avg LOS	Avg Bill
Male	938	10.22	\$229,739	934	9.98	\$242,820	930	9.20	\$257,977	1,047	9.66	\$288,391	1,091	9.76	\$315,878
Female	313	10.91	\$244,376	287	10.70	\$255,532	285	10.80	\$281,000	299	10.12	\$309,029	312	10.86	\$351,382
Age Group	Cases	Avg LOS	Avg Bill	Cases	Avg LOS	Avg Bill	Cases	Avg LOS	Avg Bill	Cases	Avg LOS	Avg Bill	Cases	Avg LOS	Avg Bill
0-17	0	0.00	\$0	0	0.00	\$0	0	0.00	\$0	0	0.00	\$0	0	0.00	\$0
18-35	3	9.33	\$225,385	2	4.50	\$169,941	3	9.67	\$241,066	3	6.33	\$209,734	5	12.60	\$397,981
36-49	65	8.80	\$221,426	73	9.29	\$243,807	83	8.66	\$251,317	63	8.76	\$276,246	60	9.27	\$290,807
50-64	429	10.20	\$224,527	433	10.03	\$233,732	411	9.51	\$269,185	497	9.53	\$281,559	498	9.74	\$302,692
65+	754	10.65	\$239,515	713	10.32	\$253,560	718	9.72	\$261,541	783	10.01	\$301,887	840	10.20	\$338,184
Total	1,251	10.40	\$233,401	1,221	10.15	\$245,808	1,215	9.58	\$263,378	1,346	9.77	\$292,976	1,403	10.00	\$323,773

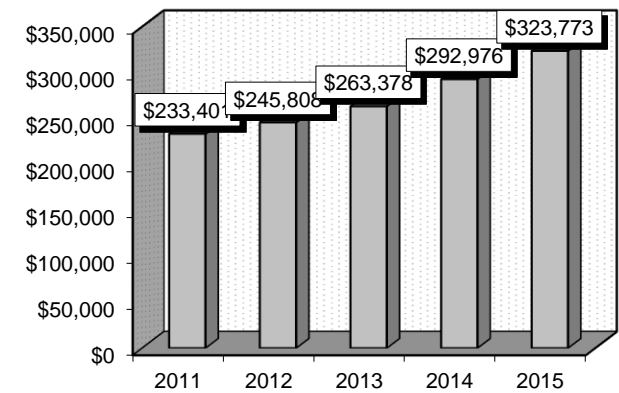
Patient Discharges



Average Length of Stay



Average Billed Charges



County / Hospital	2011			2012			2013			2014			2015		
	Cases	Avg LOS	Avg Bill	Cases	Avg LOS	Avg Bill	Cases	Avg LOS	Avg Bill	Cases	Avg LOS	Avg Bill	Cases	Avg LOS	Avg Bill
Clark															
Centennial Hills	0	0.00	\$0	0	0.00	\$0	0	0.00	\$0	0	0.00	\$0	0	0.00	\$0
Desert Springs	159	11.62	\$237,554	132	10.08	\$243,150	103	10.92	\$266,632	108	11.48	\$308,278	99	11.63	\$323,745
Mountain View	78	11.14	\$323,445	76	11.55	\$340,172	97	11.66	\$390,748	123	10.41	\$397,947	138	10.83	\$427,501
North Vista	0	0.00	\$0	0	0.00	\$0	0	0.00	\$0	0	0.00	\$0	0	0.00	\$0
Southern Hills	0	0.00	\$0	0	0.00	\$0	0	0.00	\$0	0	0.00	\$0	0	0.00	\$0
Spring Valley	80	11.11	\$255,073	76	12.71	\$275,388	73	10.22	\$276,210	76	12.25	\$306,297	99	10.89	\$325,856
St. Rose-Rose de Lima	0	0.00	\$0	0	0.00	\$0	0	0.00	\$0	0	0.00	\$0	0	0.00	\$0
St. Rose-San Martin	81	10.52	\$238,744	95	9.27	\$230,020	66	7.79	\$220,228	51	9.73	\$310,287	50	9.14	\$341,997
St. Rose-Siena	110	10.34	\$231,563	107	11.32	\$254,572	161	9.30	\$234,459	167	10.19	\$271,274	143	9.82	\$307,164
Summerlin	107	10.13	\$251,129	84	9.60	\$266,655	90	9.89	\$290,194	105	9.85	\$321,932	105	10.58	\$371,490
Sunrise	218	9.73	\$286,416	208	9.71	\$328,581	184	9.29	\$390,949	239	9.59	\$412,771	236	10.17	\$473,253
UMC	88	12.11	\$221,369	95	13.32	\$242,767	107	12.10	\$248,717	85	11.62	\$275,288	124	11.49	\$307,250
Valley	85	13.40	\$264,669	97	12.02	\$255,020	83	11.66	\$280,083	101	9.90	\$282,005	110	11.34	\$308,861
Total	1,006	10.94	\$257,955	970	10.85	\$274,756	964	10.25	\$296,394	1,055	10.39	\$332,687	1,104	10.66	\$368,748
Washoe															
Carson Tahoe	46	7.04	\$130,386	46	7.13	\$144,207	46	7.96	\$144,615	58	7.21	\$149,989	57	7.02	\$155,095
Northern Nevada	0	0.00	\$0	0	0.00	\$0	0	0.00	\$0	0	0.00	\$0	0	0.00	\$0
Renown Regional	143	8.59	\$128,795	160	7.48	\$127,118	137	6.53	\$128,026	149	7.18	\$137,110	159	7.50	\$151,160
Renown S. Meadows	0	0.00	\$0	0	0.00	\$0	0	0.00	\$0	0	0.00	\$0	0	0.00	\$0
Saint Mary's	56	8.02	\$144,052	45	7.67	\$147,691	68	7.34	\$148,360	84	8.29	\$169,424	83	8.14	\$172,062
Sierra Surgery	0	0.00	\$0	0	0.00	\$0	0	0.00	\$0	0	0.00	\$0	0	0.00	\$0
Total	245	8.17	\$132,581	251	7.45	\$133,938	251	7.01	\$136,575	291	7.51	\$149,005	299	7.59	\$157,713
Rural															
Battle Mountain	0	0.00	\$0	0	0.00	\$0	0	0.00	\$0	0	0.00	\$0	0	0.00	\$0
Boulder City	0	0.00	\$0	0	0.00	\$0	0	0.00	\$0	0	0.00	\$0	0	0.00	\$0
Carson Valley	0	0.00	\$0	0	0.00	\$0	0	0.00	\$0	0	0.00	\$0	0	0.00	\$0
Churchill	0	0.00	\$0	0	0.00	\$0	0	0.00	\$0	0	0.00	\$0	0	0.00	\$0
Desert View	0	0.00	\$0	0	0.00	\$0	0	0.00	\$0	0	0.00	\$0	0	0.00	\$0
Grover C. Dils	0	0.00	\$0	0	0.00	\$0	0	0.00	\$0	0	0.00	\$0	0	0.00	\$0
Humboldt	0	0.00	\$0	0	0.00	\$0	0	0.00	\$0	0	0.00	\$0	0	0.00	\$0
Incline Village	0	0.00	\$0	0	0.00	\$0	0	0.00	\$0	0	0.00	\$0	0	0.00	\$0
Mesa View	0	0.00	\$0	0	0.00	\$0	0	0.00	\$0	0	0.00	\$0	0	0.00	\$0
Mount Grant	0	0.00	\$0	0	0.00	\$0	0	0.00	\$0	0	0.00	\$0	0	0.00	\$0
Northeastern	0	0.00	\$0	0	0.00	\$0	0	0.00	\$0	0	0.00	\$0	0	0.00	\$0
Nye	0	0.00	\$0	0	0.00	\$0	0	0.00	\$0	0	0.00	\$0	0	0.00	\$0
Pershing	0	0.00	\$0	0	0.00	\$0	0	0.00	\$0	0	0.00	\$0	0	0.00	\$0
South Lyon	0	0.00	\$0	0	0.00	\$0	0	0.00	\$0	0	0.00	\$0	0	0.00	\$0
William Bee Ririe	0	0.00	\$0	0	0.00	\$0	0	0.00	\$0	0	0.00	\$0	0	0.00	\$0
Total	0	0.00	\$0	0	0.00	\$0	0	0.00	\$0	0	0.00	\$0	0	0.00	\$0
All Counties	1,251	10.40	\$233,401	1,221	10.15	\$245,808	1,215	9.58	\$263,378	1,346	9.77	\$292,976	1,403	10.00	\$323,773

Major Cardiovascular Procedures (237-238,268-272)

Procedures: that frequently accompanied Major Cardiovascular Procedures were: 1) Implant of pulsation balloon (3761), 2) Coronary arteriography using two catheters (8856), 3) Insertion of endotracheal tube (9604), 4) Left heart cardiac catheterization (3722), 5) Endovascular implantation of other graft in abdominal aorta (3971), 6) Aortography (8842), 7) Arteriography of femoral and other lower extremity arteries (8848).

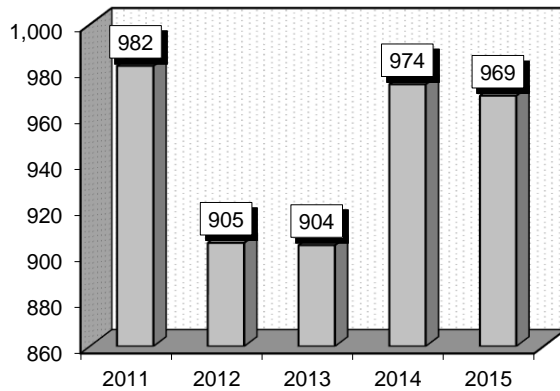
Definitions: Cardiovascular disease: Any abnormal condition characterized by dysfunction of the heart and blood vessels. **Atherosclerosis:** The build up of a waxy plaque on the inside of blood vessels. **Cardiac catheterization:** A diagnostic procedure which does a comprehensive examination of how the heart and its blood vessels function. **Bypass:** An auxiliary flow; a shunt; a surgically created pathway circumventing the normal anatomical pathway, such as in an artery or the intestine. **Aneurysm:** A localized dilation of the wall of a blood vessel. **Arteriography:** Radiography of an artery, carried out after injection of a radio-opaque substance. **Catheter:** A hollow flexible tube for insertion into a body cavity, duct, or vessel to allow the passage of fluids or distend a passageway. **Angioplasty:** A procedure used to widen vessels narrowed by stenoses or occlusions.

Comment: Cardiovascular procedures include (but are not limited to) diagnostic cardiac catheterization, coronary artery bypass graft procedures, cardiac pacemaker procedures, and heart valve procedures.

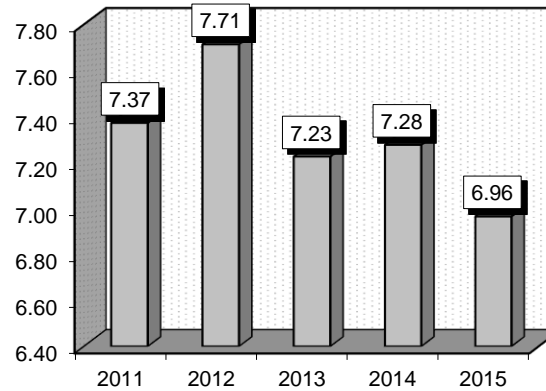
Note: DRGs 237-238 were replaced with DRGs 268-272 by the Centers for Medicare & Medicaid Services (CMS) On 10/01/2015.

Gender	2011			2012			2013			2014			2015		
	Cases	Avg LOS	Avg Bill	Cases	Avg LOS	Avg Bill	Cases	Avg LOS	Avg Bill	Cases	Avg LOS	Avg Bill	Cases	Avg LOS	Avg Bill
Male	658	7.10	\$169,780	606	7.70	\$187,761	606	6.82	\$184,409	634	6.80	\$201,849	645	6.60	\$214,139
Female	324	7.92	\$158,661	299	7.74	\$158,018	298	8.05	\$187,498	340	8.16	\$217,874	324	7.70	\$199,473
Age Group	Cases	Avg LOS	Avg Bill	Cases	Avg LOS	Avg Bill	Cases	Avg LOS	Avg Bill	Cases	Avg LOS	Avg Bill	Cases	Avg LOS	Avg Bill
0-17	41	18.71	\$449,960	36	23.69	\$486,078	39	30.64	\$652,671	35	33.49	\$810,052	31	17.32	\$569,674
18-35	20	7.55	\$172,689	24	7.63	\$146,488	27	9.11	\$150,721	18	6.44	\$137,034	32	7.16	\$169,445
36-49	60	8.42	\$157,351	51	5.47	\$143,805	45	8.09	\$180,982	66	8.02	\$175,944	59	7.34	\$179,953
50-64	244	8.14	\$155,863	204	8.20	\$167,799	220	6.51	\$159,131	248	7.08	\$179,913	222	7.87	\$215,595
65+	617	6.21	\$151,941	590	6.77	\$166,867	573	5.75	\$165,706	607	5.79	\$189,456	625	6.08	\$193,900
Total	982	7.37	\$166,112	905	7.71	\$177,935	904	7.23	\$185,427	974	7.28	\$207,443	969	6.96	\$209,235

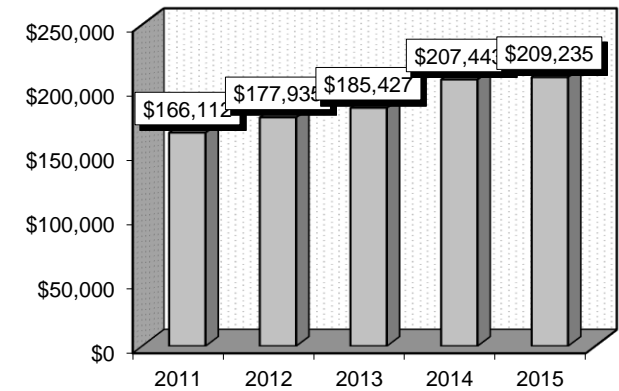
Patient Discharges



Average Length of Stay



Average Billed Charges



County / Hospital	2011			2012			2013			2014			2015		
	Cases	Avg LOS	Avg Bill	Cases	Avg LOS	Avg Bill	Cases	Avg LOS	Avg Bill	Cases	Avg LOS	Avg Bill	Cases	Avg LOS	Avg Bill
Clark															
Centennial Hills	10	3.00	\$81,295	21	3.71	\$105,425	16	4.81	\$179,228	12	7.33	\$208,287	25	3.88	\$155,611
Desert Springs	85	6.47	\$167,940	75	7.00	\$182,057	61	6.28	\$182,236	74	7.08	\$216,599	79	7.43	\$244,058
Mountain View	62	7.15	\$163,803	64	6.55	\$201,475	72	6.26	\$191,291	73	8.05	\$252,972	76	7.55	\$249,257
North Vista	1	8.00	\$110,988	2	8.50	\$222,756	6	4.33	\$117,954	11	5.73	\$154,748	3	2.00	\$127,367
Southern Hills	10	5.70	\$126,598	13	5.15	\$133,300	21	5.24	\$144,430	11	6.09	\$134,823	13	6.00	\$227,875
Spring Valley	31	6.68	\$169,737	42	7.24	\$199,656	44	8.25	\$203,410	32	6.91	\$217,782	62	5.35	\$189,695
St. Rose-Rose de Lima	3	6.67	\$94,181	3	2.00	\$71,743	4	5.75	\$158,956	5	4.00	\$131,612	8	6.13	\$210,882
St. Rose-San Martin	88	5.09	\$151,881	72	4.43	\$145,270	45	6.04	\$184,155	58	5.21	\$154,668	53	5.26	\$188,221
St. Rose-Siena	77	7.32	\$155,132	67	8.42	\$174,996	68	5.97	\$184,204	83	6.02	\$195,726	65	7.25	\$212,310
Summerlin	47	7.53	\$174,594	41	10.02	\$255,947	33	8.82	\$251,169	58	7.79	\$247,877	43	6.70	\$245,731
Sunrise	194	9.75	\$244,560	152	12.32	\$287,391	165	12.11	\$311,428	190	11.71	\$338,132	143	9.80	\$352,458
UMC	39	11.64	\$149,785	46	12.93	\$198,475	42	8.93	\$168,172	46	7.80	\$178,460	48	8.54	\$193,779
Valley	107	7.83	\$193,061	56	6.95	\$200,528	65	5.71	\$170,669	81	4.91	\$195,623	63	6.63	\$240,859
Total	754	7.78	\$185,179	654	8.51	\$208,353	642	8.02	\$217,644	734	7.91	\$239,373	681	7.33	\$246,881
Washoe															
Carson Tahoe	58	4.52	\$100,671	58	4.60	\$110,814	84	5.01	\$112,038	64	3.59	\$97,641	79	4.86	\$112,060
Northern Nevada	3	4.67	\$113,220	8	6.63	\$138,606	5	5.40	\$156,691	3	2.00	\$60,431	8	4.38	\$128,978
Renown Regional	103	7.48	\$100,991	144	6.10	\$86,481	133	5.50	\$97,600	130	5.69	\$104,396	154	6.88	\$112,612
Renown S. Meadows	0	0.00	\$0	0	0.00	\$0	0	0.00	\$0	1	4.00	\$37,397	0	0.00	\$0
Saint Mary's	63	5.17	\$109,216	41	5.24	\$116,559	40	5.18	\$118,086	42	7.17	\$150,246	47	5.96	\$157,359
Sierra Surgery	0	0.00	\$0	0	0.00	\$0	0	0.00	\$0	0	0.00	\$0	0	0.00	\$0
Total	227	6.04	\$103,354	251	5.63	\$98,678	262	5.29	\$106,485	240	5.34	\$109,790	288	6.10	\$120,217
Rural															
Battle Mountain	0	0.00	\$0	0	0.00	\$0	0	0.00	\$0	0	0.00	\$0	0	0.00	\$0
Boulder City	0	0.00	\$0	0	0.00	\$0	0	0.00	\$0	0	0.00	\$0	0	0.00	\$0
Carson Valley	0	0.00	\$0	0	0.00	\$0	0	0.00	\$0	0	0.00	\$0	0	0.00	\$0
Churchill	0	0.00	\$0	0	0.00	\$0	0	0.00	\$0	0	0.00	\$0	0	0.00	\$0
Desert View	0	0.00	\$0	0	0.00	\$0	0	0.00	\$0	0	0.00	\$0	0	0.00	\$0
Grover C. Dils	0	0.00	\$0	0	0.00	\$0	0	0.00	\$0	0	0.00	\$0	0	0.00	\$0
Humboldt	0	0.00	\$0	0	0.00	\$0	0	0.00	\$0	0	0.00	\$0	0	0.00	\$0
Incline Village	0	0.00	\$0	0	0.00	\$0	0	0.00	\$0	0	0.00	\$0	0	0.00	\$0
Mesa View	0	0.00	\$0	0	0.00	\$0	0	0.00	\$0	0	0.00	\$0	0	0.00	\$0
Mount Grant	0	0.00	\$0	0	0.00	\$0	0	0.00	\$0	0	0.00	\$0	0	0.00	\$0
Northeastern	1	2.00	\$34,919	0	0.00	\$0	0	0.00	\$0	0	0.00	\$0	0	0.00	\$0
Nye	0	0.00	\$0	0	0.00	\$0	0	0.00	\$0	0	0.00	\$0	0	0.00	\$0
Pershing	0	0.00	\$0	0	0.00	\$0	0	0.00	\$0	0	0.00	\$0	0	0.00	\$0
South Lyon	0	0.00	\$0	0	0.00	\$0	0	0.00	\$0	0	0.00	\$0	0	0.00	\$0
William Bee Ririe	0	0.00	\$0	0	0.00	\$0	0	0.00	\$0	0	0.00	\$0	0	0.00	\$0
Total	1	2.00	\$34,919	0	0.00	\$0	0	0.00	\$0	0	0.00	\$0	0	0.00	\$0
All Counties	982	7.37	\$166,112	905	7.71	\$177,935	904	7.23	\$185,427	974	7.28	\$207,443	969	6.96	\$209,235

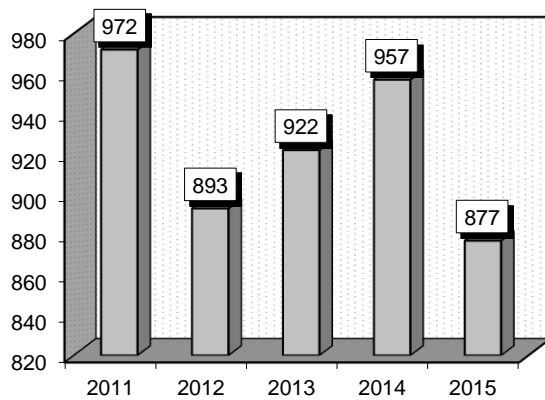
Permanent Cardiac Pacemaker Implant (242-244)

Procedures: that frequently accompanied Permanent Cardiac Pacemaker Implant were: 1) Coronary arteriography using two catheters (8856), 2) Hemodialysis (3995), 3) Left heart cardiac catheterization (3722), 4) Angiocardiography of left heart structures (8853), 5) Transfusion of packed cells (9904), 6) Continuous invasive mechanical ventilation for less than 96 consecutive hours (9671), 7) Initial insertion of transvenous lead [electrode] into ventricle (3771).

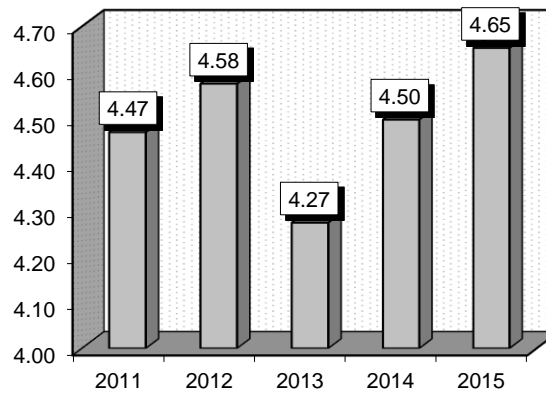
Definitions: **Hemodialysis:** A method of mechanically cleansing the blood outside of the body, in order to remove various substances that would normally be cleared by the kidneys. **Atrioventricular block:** Partial or complete block of electrical impulses originating in the atrium or sinus node, preventing them from reaching the AV node and ventricles. **Subendocardial:** Beneath the endocardium. **Myocardial infarction:** Death of the cells of an area of the heart muscle (myocardium) as a result of oxygen deprivation, which in turn is caused by obstruction of the blood supply; commonly referred to as a heart attack. **Dysrhythmia:** An irregular heartbeat - the heart may beat too fast (tachycardia), too slowly (bradycardia), too early (premature contraction) or too irregularly (fibrillation). **Atrial fibrillation:** An irregular and often very fast heart rate. The heart's two upper chambers (the atria) beat chaotically and irregularly - out of coordination with the two lower chambers (the ventricles) of the heart.

Gender	2011			2012			2013			2014			2015		
	Cases	Avg LOS	Avg Bill	Cases	Avg LOS	Avg Bill	Cases	Avg LOS	Avg Bill	Cases	Avg LOS	Avg Bill	Cases	Avg LOS	Avg Bill
Male	559	4.37	\$108,585	501	4.49	\$118,394	525	4.07	\$114,974	544	4.38	\$127,720	484	4.60	\$132,202
Female	413	4.61	\$101,989	392	4.68	\$112,735	397	4.54	\$118,957	413	4.65	\$127,391	393	4.72	\$132,811
Age Group	Cases	Avg LOS	Avg Bill	Cases	Avg LOS	Avg Bill	Cases	Avg LOS	Avg Bill	Cases	Avg LOS	Avg Bill	Cases	Avg LOS	Avg Bill
0-17	8	6.63	\$115,019	4	4.75	\$252,552	7	1.71	\$79,815	1	3.00	\$111,556	2	1.00	\$93,429
18-35	5	2.80	\$97,358	8	3.38	\$111,059	5	4.60	\$99,250	5	1.80	\$106,697	12	4.67	\$129,666
36-49	24	3.83	\$113,220	15	4.27	\$114,046	22	5.27	\$147,788	28	6.07	\$159,471	20	6.60	\$143,677
50-64	130	4.39	\$104,404	115	4.78	\$117,993	107	4.51	\$121,673	125	4.19	\$132,373	102	4.79	\$140,939
65+	805	4.49	\$105,744	751	4.56	\$114,952	781	4.23	\$115,572	798	4.51	\$125,859	741	4.59	\$131,158
Total	972	4.47	\$105,782	893	4.58	\$115,910	922	4.27	\$116,689	957	4.50	\$127,578	877	4.65	\$132,475

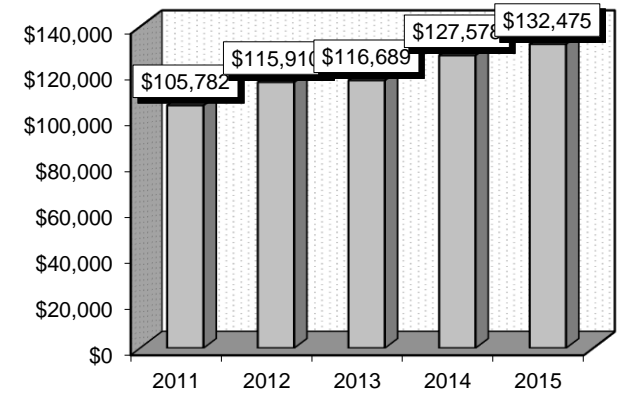
Patient Discharges



Average Length of Stay



Average Billed Charges



County / Hospital	2011			2012			2013			2014			2015		
	Cases	Avg LOS	Avg Bill	Cases	Avg LOS	Avg Bill	Cases	Avg LOS	Avg Bill	Cases	Avg LOS	Avg Bill	Cases	Avg LOS	Avg Bill
Clark															
Centennial Hills	34	2.79	\$106,456	29	4.31	\$139,542	22	3.59	\$152,571	35	4.23	\$156,838	38	5.00	\$174,899
Desert Springs	100	4.24	\$111,555	83	4.28	\$122,701	68	3.99	\$117,445	79	4.34	\$127,501	52	4.50	\$140,757
Mountain View	93	4.26	\$106,649	86	5.12	\$128,418	76	5.75	\$152,190	64	5.41	\$164,733	72	5.19	\$175,130
North Vista	3	5.67	\$93,926	7	5.43	\$106,734	6	6.17	\$109,776	5	7.80	\$148,238	15	6.20	\$112,730
Southern Hills	10	8.80	\$201,891	12	4.08	\$168,187	18	6.00	\$173,864	24	4.17	\$133,408	22	3.68	\$155,739
Spring Valley	33	6.48	\$119,570	30	4.50	\$132,735	29	3.45	\$136,600	31	6.77	\$222,711	32	4.66	\$131,036
St. Rose-Rose de Lima	14	9.29	\$127,703	9	3.44	\$87,876	15	4.00	\$134,481	21	5.10	\$147,957	16	6.56	\$167,865
St. Rose-San Martin	36	4.61	\$131,515	45	4.38	\$136,178	35	4.14	\$142,071	35	4.14	\$143,357	33	4.09	\$131,637
St. Rose-Siena	76	4.43	\$121,723	87	3.34	\$117,787	102	3.95	\$135,263	78	4.06	\$143,699	66	5.09	\$169,458
Summerlin	85	4.41	\$169,484	75	4.67	\$172,081	82	4.39	\$169,832	77	4.30	\$180,979	63	4.11	\$192,696
Sunrise	102	4.96	\$101,656	71	4.99	\$127,517	74	4.43	\$114,209	76	5.55	\$150,450	83	6.48	\$168,630
UMC	48	4.52	\$70,114	38	5.76	\$73,744	36	4.81	\$63,282	42	4.95	\$67,356	32	4.81	\$96,077
Valley	79	3.91	\$120,107	64	7.11	\$159,856	47	5.51	\$176,680	40	5.65	\$179,418	34	6.06	\$179,111
Total	713	4.59	\$118,292	636	4.78	\$132,361	610	4.52	\$138,369	607	4.85	\$151,005	558	5.11	\$160,215
Washoe															
Carson Tahoe	47	4.34	\$80,893	51	4.75	\$88,858	56	4.13	\$86,357	61	3.74	\$79,956	55	3.25	\$81,881
Northern Nevada	11	3.18	\$83,075	9	3.67	\$89,990	9	2.22	\$79,154	12	4.17	\$104,259	12	3.92	\$102,235
Renown Regional	139	4.29	\$70,244	126	3.93	\$70,577	138	4.03	\$75,549	132	4.53	\$91,559	140	4.34	\$79,722
Renown S. Meadows	5	4.60	\$47,340	3	11.67	\$129,540	0	0.00	\$0	0	0.00	\$0	0	0.00	\$0
Saint Mary's	52	3.63	\$67,322	61	3.54	\$69,967	106	3.47	\$66,567	136	3.34	\$85,181	107	3.42	\$87,777
Sierra Surgery	0	0.00	\$0	0	0.00	\$0	0	0.00	\$0	0	0.00	\$0	0	0.00	\$0
Total	254	4.13	\$71,721	250	4.08	\$75,564	309	3.80	\$74,532	341	3.90	\$87,387	314	3.82	\$83,706
Rural															
Battle Mountain	0	0.00	\$0	0	0.00	\$0	0	0.00	\$0	0	0.00	\$0	0	0.00	\$0
Boulder City	0	0.00	\$0	0	0.00	\$0	0	0.00	\$0	0	0.00	\$0	0	0.00	\$0
Carson Valley	0	0.00	\$0	0	0.00	\$0	0	0.00	\$0	0	0.00	\$0	0	0.00	\$0
Churchill	0	0.00	\$0	0	0.00	\$0	0	0.00	\$0	0	0.00	\$0	0	0.00	\$0
Desert View	0	0.00	\$0	0	0.00	\$0	1	2.00	\$48,756	1	1.00	\$69,201	0	0.00	\$0
Grover C. Dils	0	0.00	\$0	0	0.00	\$0	0	0.00	\$0	0	0.00	\$0	0	0.00	\$0
Humboldt	0	0.00	\$0	0	0.00	\$0	0	0.00	\$0	0	0.00	\$0	0	0.00	\$0
Incline Village	0	0.00	\$0	0	0.00	\$0	0	0.00	\$0	0	0.00	\$0	0	0.00	\$0
Mesa View	1	6.00	\$53,739	2	2.00	\$45,540	1	1.00	\$39,315	0	0.00	\$0	0	0.00	\$0
Mount Grant	0	0.00	\$0	0	0.00	\$0	0	0.00	\$0	0	0.00	\$0	0	0.00	\$0
Northeastern	4	4.25	\$51,806	5	4.40	\$68,823	1	2.00	\$63,850	8	3.88	\$70,488	5	5.60	\$99,444
Nye	0	0.00	\$0	0	0.00	\$0	0	0.00	\$0	0	0.00	\$0	0	0.00	\$0
Pershing	0	0.00	\$0	0	0.00	\$0	0	0.00	\$0	0	0.00	\$0	0	0.00	\$0
South Lyon	0	0.00	\$0	0	0.00	\$0	0	0.00	\$0	0	0.00	\$0	0	0.00	\$0
William Bee Ririe	0	0.00	\$0	0	0.00	\$0	0	0.00	\$0	0	0.00	\$0	0	0.00	\$0
Total	5	4.60	\$52,192	7	3.71	\$62,171	3	1.67	\$50,640	9	3.56	\$70,345	5	5.60	\$99,444
All Counties	972	4.47	\$105,782	893	4.58	\$115,910	922	4.27	\$116,689	957	4.50	\$127,578	877	4.65	\$132,475

Acute Myocardial Infarction, Discharged Alive (280-282)

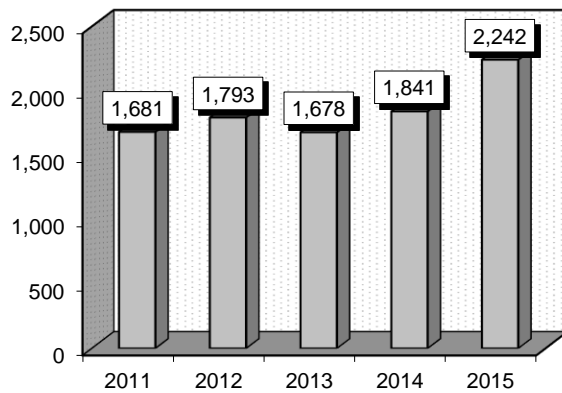
Diagnoses: that frequently accompanied Acute Myocardial Infarction, Discharged Alive were: 1) Subendocardial infarction (4107), 2) Congestive heart failure, unspecified (4280), 3) Coronary atherosclerosis of native coronary artery (41401), 4) Unspecified essential hypertension (4019), 5) Mixed hyperlipidemia (2722), 6) Tobacco use disorder (3051).

Definitions: **Subendocardial:** Beneath the endocardium. **Endocardium:** The lining of the interior surface of the heart chambers. **Myocardial infarction:** Death of the cells of an area of the heart muscle (myocardium) as a result of oxygen deprivation, which in turn is caused by obstruction of the blood supply; commonly referred to as a heart attack.

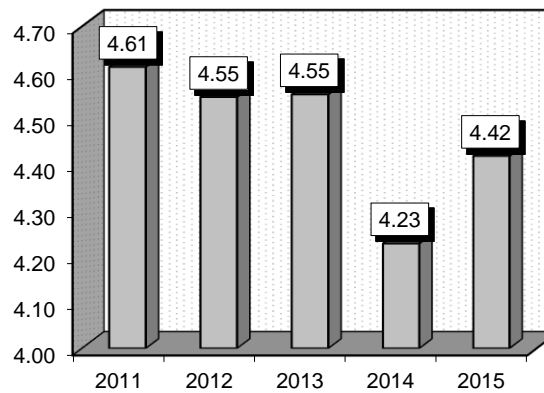
Necrosis: Death of cells or tissues through injury or disease, especially in a localized area of the body. **Coronary artery(s):** Either of two arteries that arise one from the left and one from the right side of the aorta immediately above the semilunar valves and supply the tissues of the heart itself. **Atherosclerosis:** The build up of a waxy plaque on the inside of blood vessels. **Hypertension:** High blood pressure. **Hyperlipidemia:** An abnormally high concentration of fats or lipids in the blood.

Gender	2011			2012			2013			2014			2015		
	Cases	Avg LOS	Avg Bill	Cases	Avg LOS	Avg Bill	Cases	Avg LOS	Avg Bill	Cases	Avg LOS	Avg Bill	Cases	Avg LOS	Avg Bill
Male	947	4.53	\$64,160	1,026	4.58	\$68,363	929	4.47	\$73,332	1,033	4.27	\$72,654	1,307	4.40	\$74,516
Female	734	4.71	\$61,886	767	4.50	\$61,048	749	4.65	\$69,685	808	4.18	\$67,138	935	4.45	\$75,611
Age Group	Cases	Avg LOS	Avg Bill	Cases	Avg LOS	Avg Bill	Cases	Avg LOS	Avg Bill	Cases	Avg LOS	Avg Bill	Cases	Avg LOS	Avg Bill
0-17	0	0.00	\$0	0	0.00	\$0	0	0.00	\$0	0	0.00	\$0	0	0.00	\$0
18-35	21	3.14	\$51,925	20	3.55	\$52,193	13	2.46	\$52,092	23	2.83	\$62,718	42	3.36	\$64,917
36-49	118	3.22	\$54,091	142	3.36	\$59,534	117	3.24	\$61,060	142	3.47	\$62,265	156	2.74	\$58,897
50-64	415	4.02	\$61,789	426	4.16	\$65,695	426	4.88	\$82,080	490	3.73	\$68,982	545	4.00	\$80,078
65+	1,127	5.00	\$64,834	1,205	4.84	\$65,959	1,122	4.59	\$69,101	1,186	4.55	\$71,850	1,499	4.78	\$75,071
Total	1,681	4.61	\$63,167	1,793	4.55	\$65,234	1,678	4.55	\$71,704	1,841	4.23	\$70,233	2,242	4.42	\$74,973

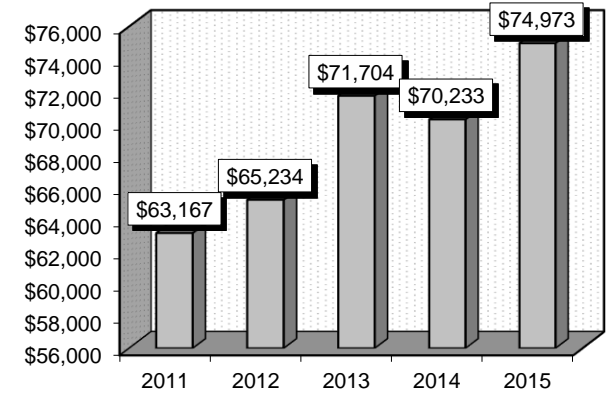
Patient Discharges



Average Length of Stay



Average Billed Charges



County / Hospital	2011			2012			2013			2014			2015		
	Cases	Avg LOS	Avg Bill	Cases	Avg LOS	Avg Bill	Cases	Avg LOS	Avg Bill	Cases	Avg LOS	Avg Bill	Cases	Avg LOS	Avg Bill
Clark															
Centennial Hills	113	4.67	\$79,146	108	4.00	\$72,628	112	3.33	\$77,925	107	4.01	\$84,934	124	3.15	\$77,248
Desert Springs	131	4.34	\$58,508	122	4.70	\$71,307	107	5.77	\$79,889	136	5.18	\$81,191	184	4.76	\$85,949
Mountain View	119	4.48	\$70,743	124	4.78	\$80,390	112	5.18	\$93,769	115	4.61	\$87,767	178	5.26	\$101,455
North Vista	60	6.18	\$84,981	62	4.68	\$61,450	75	5.75	\$71,033	76	4.30	\$63,792	116	3.52	\$52,634
Southern Hills	31	3.68	\$61,570	26	3.19	\$51,761	42	3.83	\$72,535	41	4.73	\$76,469	69	4.04	\$83,193
Spring Valley	92	3.87	\$73,007	83	4.93	\$91,763	128	5.41	\$95,497	106	4.20	\$89,746	132	4.36	\$100,840
St. Rose-Rose de Lima	69	4.00	\$53,000	74	4.55	\$69,580	69	4.06	\$78,201	66	4.06	\$81,035	65	3.95	\$82,907
St. Rose-San Martin	48	5.25	\$72,036	44	5.52	\$72,596	29	4.17	\$79,551	44	2.82	\$72,131	34	5.41	\$84,981
St. Rose-Siena	110	4.37	\$63,669	89	3.69	\$62,550	98	4.01	\$73,324	90	3.53	\$73,064	114	4.91	\$84,460
Summerlin	77	4.97	\$83,960	113	5.05	\$91,135	90	5.11	\$88,943	109	4.76	\$100,888	122	4.48	\$92,332
Sunrise	191	5.59	\$89,686	176	5.60	\$86,553	135	5.19	\$95,507	173	5.08	\$100,760	202	5.42	\$108,278
UMC	53	4.60	\$47,315	90	4.94	\$52,989	54	5.37	\$54,359	71	4.11	\$43,515	89	6.36	\$56,713
Valley	109	5.68	\$86,777	132	5.83	\$102,069	126	6.06	\$113,180	113	4.96	\$104,961	167	5.44	\$113,111
Total	1,203	4.81	\$73,508	1,243	4.88	\$78,011	1,177	4.98	\$86,116	1,247	4.48	\$85,161	1,596	4.75	\$89,969
Washoe															
Carson Tahoe	67	4.40	\$37,049	136	3.54	\$36,009	109	3.66	\$39,632	138	3.80	\$41,772	145	3.70	\$39,386
Northern Nevada	24	5.46	\$61,358	28	3.61	\$46,780	40	3.13	\$49,957	44	3.16	\$50,621	37	4.05	\$68,719
Renown Regional	184	4.71	\$43,037	213	4.41	\$40,289	192	3.70	\$38,946	206	4.30	\$42,511	234	4.00	\$42,010
Renown S. Meadows	9	2.67	\$27,681	10	1.90	\$19,280	11	1.91	\$21,939	13	2.85	\$28,068	15	2.60	\$26,590
Saint Mary's	84	4.69	\$38,471	84	3.61	\$33,515	95	3.97	\$35,412	102	3.66	\$34,323	140	3.36	\$31,007
Sierra Surgery	0	0.00	\$0	0	0.00	\$0	0	0.00	\$0	0	0.00	\$0	0	0.00	\$0
Total	368	4.65	\$41,724	471	3.92	\$37,785	447	3.65	\$38,929	503	3.89	\$40,984	571	3.73	\$39,972
Rural															
Battle Mountain	0	0.00	\$0	2	3.00	\$13,576	1	2.00	\$4,069	0	0.00	\$0	1	5.00	\$10,122
Boulder City	2	1.00	\$5,414	3	7.00	\$29,073	3	5.67	\$23,931	7	3.00	\$19,752	3	4.00	\$22,350
Carson Valley	6	2.17	\$14,151	5	1.60	\$10,652	4	2.00	\$16,226	2	2.50	\$12,572	5	4.40	\$25,388
Churchill	8	1.75	\$11,663	12	3.67	\$21,378	7	3.14	\$15,474	1	7.00	\$26,290	8	3.38	\$20,060
Desert View	16	2.00	\$11,913	2	2.00	\$11,430	2	1.00	\$4,335	44	2.39	\$21,566	31	2.03	\$18,063
Grover C. Dils	1	4.00	\$6,939	0	0.00	\$0	1	3.00	\$11,782	0	0.00	\$0	0	0.00	\$0
Humboldt	5	1.60	\$20,840	3	1.67	\$7,408	3	3.33	\$23,852	0	0.00	\$0	2	1.00	\$9,963
Incline Village	0	0.00	\$0	0	0.00	\$0	0	0.00	\$0	0	0.00	\$0	0	0.00	\$0
Mesa View	18	2.00	\$11,705	5	2.20	\$13,908	2	1.00	\$6,109	1	1.00	\$9,203	7	1.71	\$11,560
Mount Grant	4	4.25	\$15,020	0	0.00	\$0	0	0.00	\$0	0	0.00	\$0	0	0.00	\$0
Northeastern	41	2.41	\$36,366	36	3.28	\$43,358	31	2.52	\$38,906	33	2.82	\$39,895	16	2.69	\$39,566
Nye	3	2.33	\$12,385	4	2.00	\$9,325	0	0.00	\$0	0	0.00	\$0	0	0.00	\$0
Pershing	0	0.00	\$0	0	0.00	\$0	0	0.00	\$0	1	1.00	\$2,967	0	0.00	\$0
South Lyon	2	1.00	\$11,000	1	1.00	\$3,499	0	0.00	\$0	0	0.00	\$0	0	0.00	\$0
William Bee Ririe	4	4.25	\$21,744	6	3.33	\$9,890	0	0.00	\$0	2	1.50	\$10,439	2	3.00	\$8,402
Total	110	2.28	\$21,806	79	3.11	\$27,846	54	2.67	\$28,878	91	2.59	\$27,343	75	2.56	\$22,336
All Counties	1,681	4.61	\$63,167	1,793	4.55	\$65,234	1,678	4.55	\$71,704	1,841	4.23	\$70,233	2,242	4.42	\$74,973

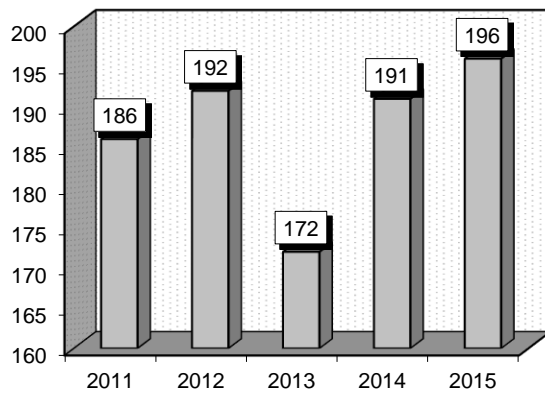
Acute Myocardial Infarction, Expired (283-285)

Diagnoses: that frequently accompanied Acute Myocardial Infarction, Expired were: 1) Acute respiratory failure (51881), 2) Subendocardial infarction (4107), 3) Congestive heart failure, unspecified (4280), 4) Coronary atherosclerosis of native coronary artery (41401), 5) Cardiac arrest (4275), 6) Unspecified essential hypertension (4019), 7) Atrial fibrillation (42731), 8) Diabetes mellitus without mention of complication, type II or unspecified type, not stated as uncontrolled (25000).

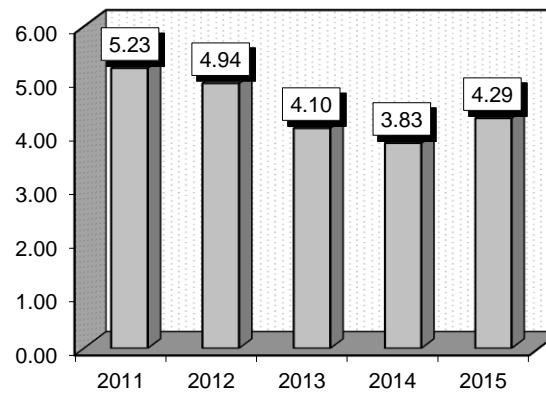
Definitions: **Subendocardial:** Beneath the endocardium. **Endocardium:** The lining of the interior surface of the heart chambers. **Myocardial infarction:** Death of the cells of an area of the heart muscle (myocardium) as a result of oxygen deprivation, which in turn is caused by obstruction of the blood supply; commonly referred to as a heart attack. **Necrosis:** Death of cells or tissues through injury or disease, especially in a localized area of the body. **Coronary artery(s):** Either of two arteries that arise one from the left and one from the right side of the aorta immediately above the semilunar valves and supply the tissues of the heart itself. **Atherosclerosis:** The build up of a waxy plaque on the inside of blood vessels. **Hypertension:** High blood pressure. **Atrial fibrillation:** An irregular and often very fast heart rate. The heart's two upper chambers (the atria) beat chaotically and irregularly - out of coordination with the two lower chambers (the ventricles) of the heart.

Gender	2011			2012			2013			2014			2015		
	Cases	Avg LOS	Avg Bill	Cases	Avg LOS	Avg Bill	Cases	Avg LOS	Avg Bill	Cases	Avg LOS	Avg Bill	Cases	Avg LOS	Avg Bill
Male	101	5.13	\$93,927	122	5.01	\$92,730	96	4.18	\$96,090	111	3.50	\$91,045	129	4.17	\$104,074
Female	85	5.34	\$83,949	70	4.83	\$96,257	76	4.01	\$78,963	80	4.28	\$93,942	67	4.52	\$98,642
Age Group	Cases	Avg LOS	Avg Bill	Cases	Avg LOS	Avg Bill	Cases	Avg LOS	Avg Bill	Cases	Avg LOS	Avg Bill	Cases	Avg LOS	Avg Bill
0-17	0	0.00	\$0	0	0.00	\$0	0	0.00	\$0	1	2.00	\$117,213	0	0.00	\$0
18-35	2	4.00	\$72,189	0	0.00	\$0	0	0.00	\$0	1	1.00	\$19,637	1	2.00	\$167,459
36-49	8	2.00	\$59,262	8	3.50	\$87,192	4	11.00	\$185,578	5	1.80	\$62,391	5	3.80	\$185,896
50-64	27	5.74	\$111,251	35	5.11	\$118,395	29	3.17	\$87,715	33	4.18	\$118,601	32	3.22	\$82,222
65+	149	5.32	\$87,249	149	4.98	\$88,656	139	4.10	\$85,898	151	3.85	\$87,806	158	4.54	\$103,206
Total	186	5.23	\$89,367	192	4.94	\$94,016	172	4.10	\$88,522	191	3.83	\$92,258	196	4.29	\$102,218

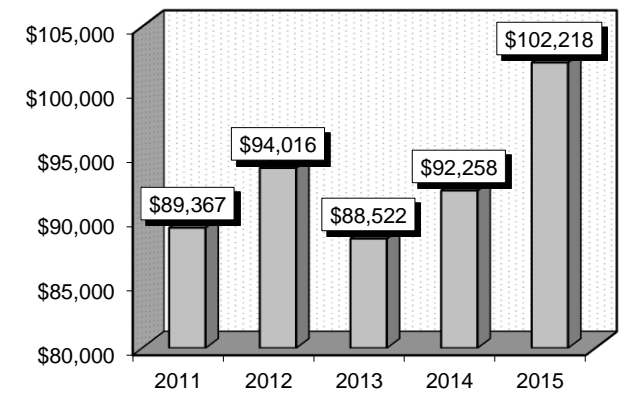
Patient Discharges



Average Length of Stay



Average Billed Charges



County / Hospital	2011			2012			2013			2014			2015		
	Cases	Avg LOS	Avg Bill	Cases	Avg LOS	Avg Bill	Cases	Avg LOS	Avg Bill	Cases	Avg LOS	Avg Bill	Cases	Avg LOS	Avg Bill
Clark															
Centennial Hills	7	2.29	\$76,788	11	5.82	\$129,373	2	1.50	\$45,945	5	2.20	\$92,688	8	3.13	\$102,263
Desert Springs	20	6.20	\$102,425	20	3.20	\$85,421	20	4.75	\$95,352	15	4.60	\$115,003	12	3.00	\$89,095
Mountain View	13	3.62	\$81,688	11	4.91	\$118,402	14	2.57	\$62,817	16	4.25	\$126,950	18	3.94	\$159,656
North Vista	6	7.33	\$164,886	0	0.00	\$0	2	3.00	\$53,111	9	3.67	\$94,625	2	2.00	\$65,528
Southern Hills	1	1.00	\$18,509	4	7.50	\$149,082	6	3.00	\$93,692	3	1.33	\$70,414	6	3.50	\$105,880
Spring Valley	8	7.50	\$123,049	16	4.13	\$87,598	7	3.29	\$109,507	12	3.25	\$122,896	14	2.36	\$88,017
St. Rose-Rose de Lima	3	5.67	\$118,150	3	3.33	\$83,610	4	7.25	\$94,750	9	3.33	\$102,033	4	12.25	\$140,501
St. Rose-San Martin	3	2.00	\$51,634	2	6.50	\$121,812	5	2.60	\$49,231	4	6.00	\$93,838	6	3.00	\$75,187
St. Rose-Siena	13	4.38	\$80,117	14	6.93	\$116,417	17	2.94	\$93,989	16	2.81	\$81,570	17	5.53	\$110,453
Summerlin	10	4.70	\$144,110	5	3.60	\$70,062	8	2.50	\$103,171	7	8.14	\$194,417	8	3.88	\$123,147
Sunrise	17	6.65	\$120,641	19	4.74	\$135,321	12	5.58	\$158,224	18	5.06	\$135,214	26	3.62	\$131,867
UMC	2	4.50	\$62,536	10	12.00	\$109,416	5	12.80	\$192,004	4	2.25	\$58,935	11	11.00	\$157,696
Valley	22	5.18	\$124,363	24	4.29	\$116,894	17	4.53	\$139,504	16	3.44	\$119,202	15	3.47	\$112,569
Total	125	5.24	\$108,353	139	5.24	\$110,627	119	4.21	\$105,814	134	3.99	\$114,133	147	4.41	\$118,962
Washoe															
Carson Tahoe	10	4.90	\$62,558	10	4.20	\$44,866	10	2.90	\$29,585	8	4.75	\$42,201	4	1.25	\$57,999
Northern Nevada	0	0.00	\$0	4	4.00	\$61,293	5	4.60	\$85,670	2	1.00	\$27,514	4	2.75	\$56,851
Renown Regional	33	6.55	\$62,530	27	4.78	\$64,455	26	4.58	\$60,048	31	3.16	\$48,097	30	4.30	\$57,656
Renown S. Meadows	1	11.00	\$75,998	0	0.00	\$0	1	3.00	\$27,329	0	0.00	\$0	0	0.00	\$0
Saint Mary's	8	2.38	\$24,973	5	2.80	\$26,772	9	2.44	\$32,896	9	3.44	\$25,947	8	4.75	\$38,446
Sierra Surgery	0	0.00	\$0	0	0.00	\$0	0	0.00	\$0	0	0.00	\$0	0	0.00	\$0
Total	52	5.67	\$57,017	46	4.37	\$55,825	51	3.84	\$51,153	50	3.38	\$42,343	46	3.98	\$54,275
Rural															
Battle Mountain	0	0.00	\$0	0	0.00	\$0	0	0.00	\$0	0	0.00	\$0	0	0.00	\$0
Boulder City	0	0.00	\$0	0	0.00	\$0	0	0.00	\$0	1	4.00	\$22,876	1	5.00	\$21,248
Carson Valley	2	1.00	\$10,250	1	1.00	\$2,142	0	0.00	\$0	1	1.00	\$7,528	0	0.00	\$0
Churchill	1	2.00	\$20,677	2	4.00	\$16,509	0	0.00	\$0	2	8.00	\$40,342	0	0.00	\$0
Desert View	0	0.00	\$0	0	0.00	\$0	0	0.00	\$0	0	0.00	\$0	0	0.00	\$0
Grover C. Dils	0	0.00	\$0	0	0.00	\$0	0	0.00	\$0	0	0.00	\$0	0	0.00	\$0
Humboldt	0	0.00	\$0	0	0.00	\$0	0	0.00	\$0	0	0.00	\$0	0	0.00	\$0
Incline Village	0	0.00	\$0	0	0.00	\$0	0	0.00	\$0	0	0.00	\$0	0	0.00	\$0
Mesa View	2	1.50	\$5,783	1	3.00	\$12,573	0	0.00	\$0	0	0.00	\$0	0	0.00	\$0
Mount Grant	0	0.00	\$0	0	0.00	\$0	0	0.00	\$0	0	0.00	\$0	1	3.00	\$12,376
Northeastern	1	1.00	\$17,873	2	2.50	\$25,866	0	0.00	\$0	3	2.00	\$33,100	1	1.00	\$17,032
Nye	0	0.00	\$0	0	0.00	\$0	0	0.00	\$0	0	0.00	\$0	0	0.00	\$0
Pershing	0	0.00	\$0	0	0.00	\$0	0	0.00	\$0	0	0.00	\$0	0	0.00	\$0
South Lyon	0	0.00	\$0	0	0.00	\$0	0	0.00	\$0	0	0.00	\$0	0	0.00	\$0
William Bee Ririe	3	4.67	\$14,253	1	2.00	\$6,418	2	4.50	\$12,551	0	0.00	\$0	0	0.00	\$0
Total	9	2.44	\$12,597	7	2.71	\$15,126	2	4.50	\$12,551	7	3.86	\$30,055	3	3.00	\$16,885
All Counties	186	5.23	\$89,367	192	4.94	\$94,016	172	4.10	\$88,522	191	3.83	\$92,258	196	4.29	\$102,218

Heart Failure & Shock (291-293)

Diagnoses: that frequently accompanied Heart Failure & Shock were: 1) Pneumonia, organism unspecified (486), 2) Atrial fibrillation (42731), 3) Diabetes mellitus without mention of complication, type II or unspecified type, not stated as uncontrolled (25000), 4) Unspecified essential hypertension (4019), 5) Other and unspecified hyperlipidemia (2724), 6) Acute kidney failure, unspecified (5849), 7) Coronary atherosclerosis of native coronary artery (41401).

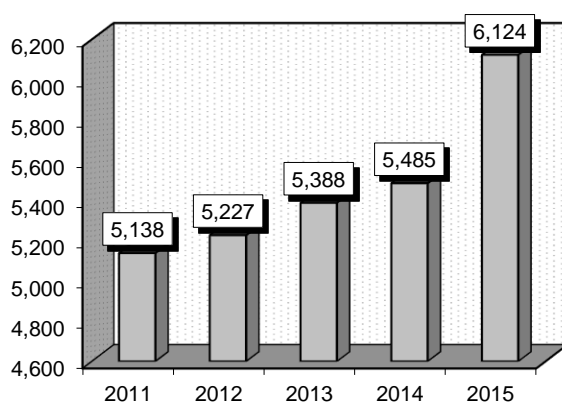
Definitions: **Hypertension:** High blood pressure. **Atrial fibrillation:** An irregular and often very fast heart rate. The heart's two upper chambers (the atria) beat chaotically and irregularly - out of coordination with the two lower chambers (the ventricles) of the heart. **Congestive heart failure:** Inability of the heart to keep up with the demands on it, with failure of the heart to pump blood with normal efficiency. **Shock:** A state characterized by inadequacy of blood flow throughout the body to the extent that damage occurs to the cells of the tissues; if the shock is prolonged, the cardiovascular system itself becomes damaged and begins to deteriorate, resulting in a vicious cycle that leads to death.

Hypertensive heart disease: High blood pressure resulting in a disease of the heart. **Atherosclerosis:** The build up of a waxy plaque on the inside of blood vessels.

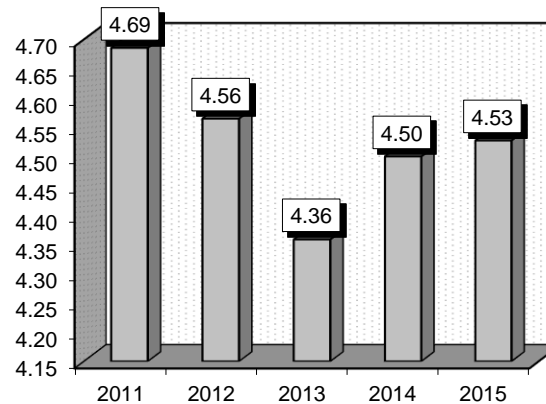
Hyperlipidemia: An abnormally high concentration of fats or lipids in the blood.

Gender	2011			2012			2013			2014			2015		
	Cases	Avg LOS	Avg Bill	Cases	Avg LOS	Avg Bill	Cases	Avg LOS	Avg Bill	Cases	Avg LOS	Avg Bill	Cases	Avg LOS	Avg Bill
Male	2,831	4.73	\$45,050	2,962	4.53	\$46,769	3,171	4.27	\$47,675	3,266	4.37	\$52,174	3,534	4.47	\$57,899
Female	2,307	4.64	\$45,223	2,265	4.60	\$48,612	2,217	4.49	\$49,990	2,219	4.69	\$53,835	2,590	4.60	\$57,083
Age Group	Cases	Avg LOS	Avg Bill	Cases	Avg LOS	Avg Bill	Cases	Avg LOS	Avg Bill	Cases	Avg LOS	Avg Bill	Cases	Avg LOS	Avg Bill
0-17	7	3.14	\$51,177	3	2.00	\$12,683	9	4.67	\$61,927	7	5.57	\$74,412	8	2.88	\$43,183
18-35	100	3.93	\$37,421	111	4.11	\$42,739	134	4.37	\$43,903	122	4.81	\$49,158	135	3.99	\$59,187
36-49	379	4.41	\$41,951	438	5.04	\$44,660	483	4.01	\$42,801	525	4.11	\$49,029	537	4.22	\$55,563
50-64	1,121	5.02	\$47,803	1,229	4.69	\$50,858	1,251	4.32	\$48,647	1,373	4.61	\$53,954	1,458	4.47	\$56,837
65+	3,531	4.63	\$44,825	3,446	4.48	\$46,949	3,511	4.42	\$49,568	3,458	4.50	\$53,072	3,986	4.61	\$58,058
Total	5,138	4.69	\$45,128	5,227	4.56	\$47,568	5,388	4.36	\$48,628	5,485	4.50	\$52,846	6,124	4.53	\$57,554

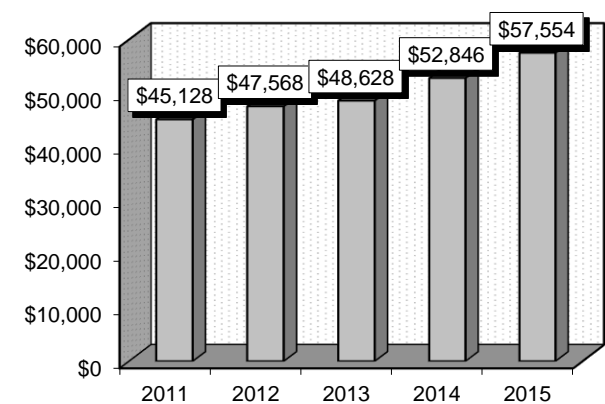
Patient Discharges



Average Length of Stay



Average Billed Charges



County / Hospital	2011			2012			2013			2014			2015		
	Cases	Avg LOS	Avg Bill	Cases	Avg LOS	Avg Bill	Cases	Avg LOS	Avg Bill	Cases	Avg LOS	Avg Bill	Cases	Avg LOS	Avg Bill
Clark															
Centennial Hills	165	4.45	\$55,685	178	5.20	\$66,490	184	4.08	\$59,630	250	4.30	\$67,733	335	4.48	\$69,275
Desert Springs	295	4.77	\$48,304	309	5.34	\$63,347	294	4.64	\$57,663	344	5.55	\$70,052	438	4.34	\$62,894
Mountain View	418	4.95	\$55,267	389	5.33	\$69,013	486	5.34	\$70,194	469	5.19	\$72,679	564	5.13	\$74,797
North Vista	237	5.86	\$56,578	192	5.41	\$49,994	273	5.02	\$47,080	289	4.96	\$45,739	261	3.67	\$35,450
Southern Hills	94	4.93	\$54,483	101	4.50	\$56,446	104	4.63	\$62,918	130	5.53	\$68,872	213	4.54	\$62,140
Spring Valley	205	4.00	\$50,536	204	5.04	\$64,694	243	3.89	\$54,619	236	4.16	\$65,759	257	4.47	\$76,060
St. Rose-Rose de Lima	198	5.07	\$47,846	184	4.18	\$46,562	173	3.73	\$42,426	167	3.62	\$48,219	154	4.22	\$58,056
St. Rose-San Martin	178	5.07	\$53,443	168	4.41	\$48,772	166	4.43	\$46,361	187	4.44	\$49,520	162	4.10	\$50,201
St. Rose-Siena	291	4.98	\$49,590	310	4.72	\$49,560	358	4.10	\$49,261	323	4.33	\$54,418	333	4.70	\$59,597
Summerlin	331	5.63	\$66,557	313	5.05	\$67,773	329	5.15	\$72,176	325	5.19	\$76,947	456	5.13	\$81,537
Sunrise	419	4.84	\$59,396	478	3.78	\$53,585	522	4.45	\$63,247	493	4.24	\$65,658	605	4.80	\$76,840
UMC	486	4.72	\$33,016	577	4.63	\$35,921	468	4.24	\$33,267	453	4.32	\$33,896	405	5.11	\$46,195
Valley	370	4.66	\$56,247	325	5.13	\$65,378	337	4.57	\$66,866	379	4.65	\$72,700	450	4.65	\$73,680
Total	3,687	4.92	\$52,243	3,728	4.79	\$55,708	3,937	4.55	\$56,450	4,045	4.67	\$61,306	4,633	4.67	\$66,356
Washoe															
Carson Tahoe	301	4.37	\$28,941	264	4.10	\$29,769	226	3.66	\$26,798	229	3.99	\$30,060	281	3.96	\$29,953
Northern Nevada	59	3.78	\$39,608	60	3.83	\$41,345	62	3.34	\$37,789	52	3.19	\$39,324	60	3.33	\$43,339
Renown Regional	415	4.60	\$32,453	480	4.81	\$32,913	458	4.32	\$31,793	433	4.13	\$31,419	400	4.90	\$35,803
Renown S. Meadows	56	3.05	\$25,226	53	3.34	\$25,907	70	3.46	\$27,042	60	3.33	\$25,577	90	3.34	\$27,872
Saint Mary's	237	4.25	\$27,404	278	3.84	\$25,469	311	3.89	\$25,414	324	4.84	\$30,782	331	3.96	\$27,704
Sierra Surgery	0	0.00	\$0	0	0.00	\$0	0	0.00	\$0	0	0.00	\$0	0	0.00	\$0
Total	1,068	4.33	\$30,359	1,135	4.29	\$30,477	1,127	3.96	\$29,066	1,098	4.22	\$31,002	1,162	4.20	\$31,856
Rural															
Battle Mountain	2	1.50	\$2,814	6	2.17	\$3,016	1	3.00	\$4,238	2	1.00	\$3,823	3	2.67	\$10,370
Boulder City	20	3.85	\$7,466	19	2.84	\$9,452	30	3.90	\$17,743	25	4.48	\$23,860	10	2.90	\$15,524
Carson Valley	31	3.16	\$24,040	23	3.09	\$22,866	23	2.48	\$19,841	23	2.39	\$15,543	47	2.81	\$21,834
Churchill	53	4.49	\$21,306	49	3.76	\$18,561	51	4.35	\$22,666	52	4.52	\$25,297	43	4.98	\$27,684
Desert View	79	3.11	\$17,304	67	2.97	\$18,021	62	3.39	\$23,734	65	2.65	\$22,398	77	3.77	\$26,947
Grover C. Dils	15	2.60	\$5,803	20	3.10	\$6,565	7	4.43	\$9,826	7	3.29	\$3,623	12	2.75	\$4,750
Humboldt	24	4.00	\$22,608	22	4.09	\$32,049	16	2.31	\$18,742	17	4.18	\$23,528	20	4.00	\$25,674
Incline Village	0	0.00	\$0	0	0.00	\$0	0	0.00	\$0	0	0.00	\$0	0	0.00	\$0
Mesa View	34	2.24	\$13,254	25	2.64	\$15,167	26	2.58	\$14,640	34	3.06	\$16,979	31	2.97	\$17,078
Mount Grant	19	5.37	\$17,531	25	3.36	\$11,233	15	5.20	\$17,388	13	3.62	\$13,913	5	3.20	\$11,531
Northeastern	49	3.10	\$27,334	54	2.81	\$27,659	65	3.35	\$31,599	80	3.46	\$32,913	62	3.40	\$34,015
Nye	18	2.06	\$9,936	12	3.25	\$11,826	2	1.00	\$5,998	0	0.00	\$0	0	0.00	\$0
Pershing	3	3.67	\$11,623	3	3.67	\$11,679	1	4.00	\$18,488	1	2.00	\$8,070	0	0.00	\$0
South Lyon	16	3.19	\$9,513	14	2.71	\$7,843	11	3.09	\$7,451	6	3.00	\$8,591	7	5.29	\$11,701
William Bee Ririe	20	3.60	\$15,286	25	2.32	\$9,916	14	2.79	\$14,927	17	3.06	\$13,416	12	3.75	\$15,601
Total	383	3.39	\$17,809	364	3.08	\$17,486	324	3.45	\$21,623	342	3.42	\$22,916	329	3.61	\$24,357
All Counties	5,138	4.69	\$45,128	5,227	4.56	\$47,568	5,388	4.36	\$48,628	5,485	4.50	\$52,846	6,124	4.53	\$57,554

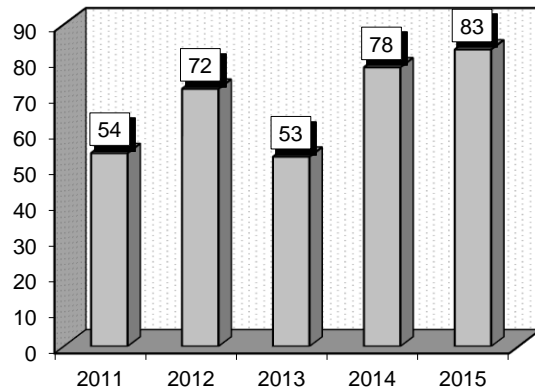
Cardiac Arrest, Unexplained (296-298)

Diagnoses: that frequently accompanied Cardiac Arrest, Unexplained were: 1) Acute respiratory failure (51881), 2) Anoxic brain damage (3481), 3) Unspecified essential hypertension (4019), 4) Acidosis (2762), 5) Acute kidney failure, unspecified (5849), 6) Atrial fibrillation (42731).

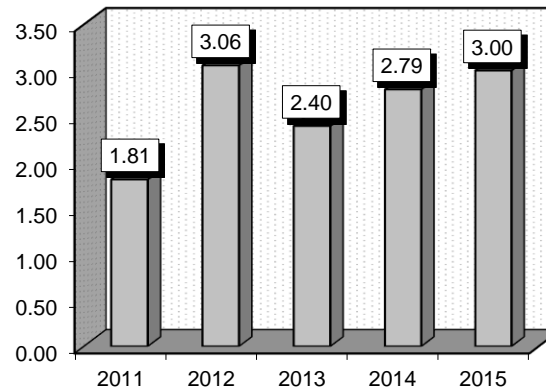
Definitions: **Hypertension:** High blood pressure. **Acidosis:** The accumulation of acid and hydrogen ions or depletion of the alkaline reserve (bicarbonate content) in the blood and body tissues, resulting in a decrease in pH. **Axon:** The single process of a nerve cell that under normal conditions conducts nervous impulses away from the cell body and its remaining processes (dendrites). **Congestive heart failure:** Inability of the heart to keep up with the demands on it, with failure of the heart to pump blood with normal efficiency. **Shock:** A state characterized by inadequacy of blood flow throughout the body to the extent that damage occurs to the cells of the tissues; if the shock is prolonged, the cardiovascular system itself becomes damaged and begins to deteriorate, resulting in a vicious cycle that leads to death. **Atherosclerosis:** The build up of a waxy plaque on the inside of blood vessels.

Gender	2011			2012			2013			2014			2015		
	Cases	Avg LOS	Avg Bill	Cases	Avg LOS	Avg Bill	Cases	Avg LOS	Avg Bill	Cases	Avg LOS	Avg Bill	Cases	Avg LOS	Avg Bill
Male	34	1.76	\$48,189	43	3.77	\$60,901	34	2.59	\$59,671	45	2.84	\$68,800	39	3.33	\$85,788
Female	20	1.90	\$43,378	29	2.00	\$56,944	19	2.05	\$46,079	33	2.73	\$62,649	44	2.70	\$77,768
Age Group	Cases	Avg LOS	Avg Bill	Cases	Avg LOS	Avg Bill	Cases	Avg LOS	Avg Bill	Cases	Avg LOS	Avg Bill	Cases	Avg LOS	Avg Bill
0-17	4	1.25	\$27,238	2	1.50	\$46,597	3	2.33	\$43,303	2	4.00	\$63,528	7	2.57	\$87,035
18-35	3	1.33	\$58,453	4	1.25	\$40,851	3	2.33	\$52,828	6	1.50	\$64,781	8	1.38	\$67,390
36-49	4	1.50	\$50,006	9	2.33	\$55,938	4	1.25	\$56,888	6	3.83	\$110,989	10	4.10	\$111,572
50-64	13	1.92	\$47,167	21	5.67	\$84,199	10	5.40	\$117,149	23	3.30	\$74,169	17	3.88	\$90,054
65+	30	1.93	\$46,950	36	2.00	\$48,387	33	1.64	\$36,875	41	2.49	\$55,509	41	2.76	\$72,501
Total	54	1.81	\$46,407	72	3.06	\$59,307	53	2.40	\$54,798	78	2.79	\$66,198	83	3.00	\$81,537

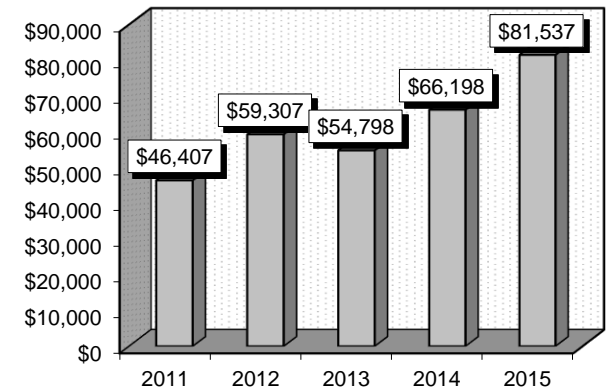
Patient Discharges



Average Length of Stay



Average Billed Charges



County / Hospital	2011			2012			2013			2014			2015		
	Cases	Avg LOS	Avg Bill	Cases	Avg LOS	Avg Bill	Cases	Avg LOS	Avg Bill	Cases	Avg LOS	Avg Bill	Cases	Avg LOS	Avg Bill
Clark															
Centennial Hills	1	3.00	\$83,048	1	2.00	\$102,668	1	1.00	\$25,114	2	1.50	\$31,483	1	1.00	\$27,983
Desert Springs	4	3.25	\$108,201	8	2.00	\$56,095	3	1.00	\$35,577	3	4.00	\$78,499	5	1.40	\$51,874
Mountain View	4	1.00	\$23,713	2	1.50	\$24,137	4	1.00	\$23,755	6	1.33	\$57,656	11	1.91	\$90,107
North Vista	1	1.00	\$2,682	4	3.50	\$61,178	1	1.00	\$29,631	4	1.25	\$47,411	0	0.00	\$0
Southern Hills	4	1.00	\$34,833	1	1.00	\$21,738	0	0.00	\$0	1	1.00	\$14,529	4	1.50	\$72,436
Spring Valley	4	1.75	\$62,853	4	15.25	\$51,092	1	1.00	\$55,042	1	9.00	\$260,627	2	1.00	\$63,940
St. Rose-Rose de Lima	1	1.00	\$18,794	2	1.00	\$23,436	1	1.00	\$16,535	3	4.67	\$119,693	4	2.50	\$102,959
St. Rose-San Martin	1	1.00	\$13,157	2	1.00	\$18,213	1	19.00	\$477,036	2	2.00	\$63,649	4	2.00	\$60,712
St. Rose-Siena	3	2.33	\$59,230	7	1.43	\$29,315	7	1.29	\$40,907	9	2.11	\$54,739	10	3.50	\$95,549
Summerlin	1	3.00	\$87,279	4	3.00	\$119,269	1	1.00	\$50,915	5	5.20	\$96,855	1	4.00	\$67,631
Sunrise	9	1.44	\$40,907	8	1.63	\$51,585	6	3.17	\$95,071	7	1.29	\$74,903	10	2.90	\$101,988
UMC	6	1.33	\$45,810	1	2.00	\$110,294	3	2.67	\$71,778	8	3.50	\$63,863	5	4.00	\$85,211
Valley	3	2.67	\$78,315	4	5.00	\$194,046	1	1.00	\$32,198	3	2.00	\$69,869	3	5.00	\$186,010
Total	42	1.74	\$51,881	48	3.29	\$65,318	30	2.27	\$65,344	54	2.67	\$70,691	60	2.63	\$89,632
Washoe															
Carson Tahoe	1	1.00	\$29,320	5	3.60	\$61,850	1	4.00	\$61,838	5	3.20	\$65,809	5	4.80	\$70,385
Northern Nevada	0	0.00	\$0	1	1.00	\$14,917	0	0.00	\$0	1	5.00	\$121,005	1	1.00	\$33,146
Renown Regional	4	1.25	\$27,109	11	2.27	\$51,454	13	2.00	\$44,796	11	3.36	\$63,287	12	4.75	\$75,255
Renown S. Meadows	0	0.00	\$0	0	0.00	\$0	1	1.00	\$33,129	0	0.00	\$0	0	0.00	\$0
Saint Mary's	1	2.00	\$83,194	2	5.00	\$91,321	0	0.00	\$0	2	1.00	\$21,860	0	0.00	\$0
Sierra Surgery	0	0.00	\$0	0	0.00	\$0	0	0.00	\$0	0	0.00	\$0	0	0.00	\$0
Total	6	1.33	\$36,825	19	2.84	\$56,463	15	2.07	\$45,154	19	3.16	\$62,628	18	4.56	\$71,563
Rural															
Battle Mountain	0	0.00	\$0	0	0.00	\$0	0	0.00	\$0	0	0.00	\$0	0	0.00	\$0
Boulder City	0	0.00	\$0	0	0.00	\$0	0	0.00	\$0	0	0.00	\$0	0	0.00	\$0
Carson Valley	3	1.00	\$3,334	1	1.00	\$20,060	2	8.00	\$83,791	1	2.00	\$14,537	1	2.00	\$14,983
Churchill	0	0.00	\$0	0	0.00	\$0	0	0.00	\$0	0	0.00	\$0	0	0.00	\$0
Desert View	2	6.50	\$41,005	2	2.50	\$15,200	1	6.00	\$39,324	3	3.67	\$38,193	1	1.00	\$10,700
Grover C. Dils	0	0.00	\$0	0	0.00	\$0	0	0.00	\$0	0	0.00	\$0	0	0.00	\$0
Humboldt	1	1.00	\$14,015	0	0.00	\$0	0	0.00	\$0	0	0.00	\$0	0	0.00	\$0
Incline Village	0	0.00	\$0	0	0.00	\$0	0	0.00	\$0	0	0.00	\$0	0	0.00	\$0
Mesa View	0	0.00	\$0	2	1.00	\$5,812	0	0.00	\$0	0	0.00	\$0	1	2.00	\$24,897
Mount Grant	0	0.00	\$0	0	0.00	\$0	0	0.00	\$0	0	0.00	\$0	0	0.00	\$0
Northeastern	0	0.00	\$0	0	0.00	\$0	2	1.00	\$18,265	1	1.00	\$27,050	1	3.00	\$48,647
Nye	0	0.00	\$0	0	0.00	\$0	0	0.00	\$0	0	0.00	\$0	0	0.00	\$0
Pershing	0	0.00	\$0	0	0.00	\$0	0	0.00	\$0	0	0.00	\$0	1	1.00	\$2,275
South Lyon	0	0.00	\$0	0	0.00	\$0	0	0.00	\$0	0	0.00	\$0	0	0.00	\$0
William Bee Ririe	0	0.00	\$0	0	0.00	\$0	3	1.33	\$7,742	0	0.00	\$0	0	0.00	\$0
Total	6	2.83	\$17,671	5	1.60	\$12,417	8	3.50	\$33,333	5	2.80	\$31,233	5	1.80	\$20,300
All Counties	54	1.81	\$46,407	72	3.06	\$59,307	53	2.40	\$54,798	78	2.79	\$66,198	83	3.00	\$81,537

Peripheral Vascular Disorders (299-301)

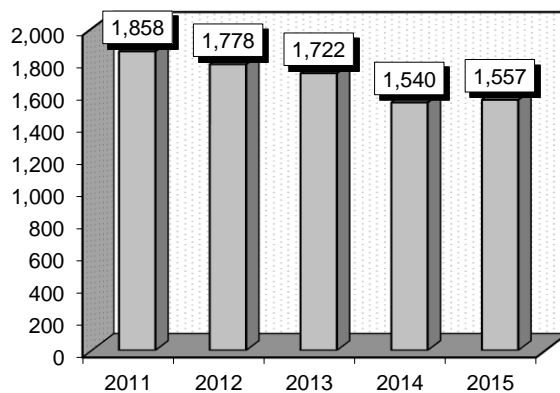
Diagnoses: that frequently accompanied Peripheral Vascular Disorders were: 1) Unspecified essential hypertension (4019), 2) Acute venous embolism and thrombosis of deep vessels of proximal lower extremity (45341), 3) Tobacco use disorder (3051), 4) Chronic airway obstruction, not elsewhere classified (496), 5) Other and unspecified hyperlipidemia (2724), 6) Diabetes mellitus without mention of complication, type II or unspecified type, not stated as uncontrolled (25000).

Definitions: **Hypertension:** High blood pressure. **Embolism:** The obstruction of a blood vessel by a foreign substance or a blood clot that travels through the bloodstream, lodging in a blood vessel, plugging the vessel. Foreign substances that can cause embolisms include air bubbles, amniotic fluid, globules of fat, clumps of bacteria, chemicals (such as talc), and drugs (mainly illegal ones). **Thrombosis:** Formation of a clot in the blood that either blocks, or partially blocks a blood vessel. The thrombus may lead to infarction, or death of tissue, due to a blocked blood supply. **Hyperlipidemia:** An abnormally high concentration of fats or lipids in the blood. **Atrial fibrillation:** An irregular and often very fast heart rate. The heart's two upper chambers (the atria) beat chaotically and irregularly - out of coordination with the two lower chambers (the ventricles) of the heart.

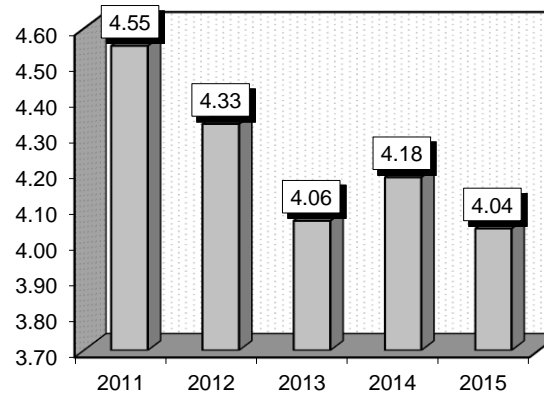
Comment: This page largely pertains to vascular disorders peripheral to the heart.

Gender	2011			2012			2013			2014			2015		
	Cases	Avg LOS	Avg Bill	Cases	Avg LOS	Avg Bill	Cases	Avg LOS	Avg Bill	Cases	Avg LOS	Avg Bill	Cases	Avg LOS	Avg Bill
Male	989	4.58	\$39,418	991	4.19	\$41,188	960	4.15	\$41,035	850	4.31	\$47,299	861	3.99	\$48,699
Female	869	4.52	\$39,801	787	4.51	\$44,104	762	3.95	\$40,992	690	4.02	\$42,163	696	4.11	\$49,020
Age Group	Cases	Avg LOS	Avg Bill	Cases	Avg LOS	Avg Bill	Cases	Avg LOS	Avg Bill	Cases	Avg LOS	Avg Bill	Cases	Avg LOS	Avg Bill
0-17	8	3.88	\$65,610	11	4.55	\$31,998	6	3.00	\$20,227	9	3.44	\$33,377	5	9.00	\$70,649
18-35	114	5.66	\$47,644	101	3.98	\$36,642	114	4.46	\$41,451	97	3.18	\$32,736	118	3.99	\$49,013
36-49	287	4.61	\$38,846	280	4.50	\$42,252	234	4.44	\$39,988	270	4.31	\$47,817	258	4.22	\$47,030
50-64	509	4.53	\$39,616	515	4.35	\$41,729	491	4.20	\$41,536	428	4.65	\$48,399	462	4.05	\$49,585
65+	940	4.42	\$38,619	871	4.31	\$43,803	877	3.84	\$41,085	736	4.01	\$43,744	714	3.94	\$48,836
Total	1,858	4.55	\$39,597	1,778	4.33	\$42,478	1,722	4.06	\$41,016	1,540	4.18	\$44,998	1,557	4.04	\$48,842

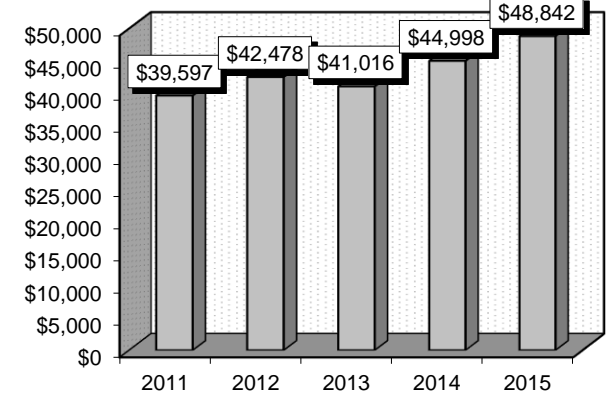
Patient Discharges



Average Length of Stay



Average Billed Charges



County / Hospital	2011			2012			2013			2014			2015		
	Cases	Avg LOS	Avg Bill	Cases	Avg LOS	Avg Bill	Cases	Avg LOS	Avg Bill	Cases	Avg LOS	Avg Bill	Cases	Avg LOS	Avg Bill
Clark															
Centennial Hills	63	4.70	\$47,208	49	5.37	\$57,040	52	3.88	\$50,452	56	3.20	\$49,259	68	3.90	\$58,162
Desert Springs	107	5.46	\$51,479	123	5.12	\$51,935	96	4.33	\$54,721	77	5.16	\$57,892	87	4.13	\$54,604
Mountain View	135	4.39	\$44,838	134	5.15	\$60,403	126	4.67	\$56,264	141	3.88	\$50,466	149	4.54	\$66,334
North Vista	53	7.91	\$60,277	50	6.20	\$48,313	55	5.75	\$44,575	38	5.58	\$44,640	41	3.80	\$32,700
Southern Hills	43	4.07	\$37,312	41	2.24	\$24,390	52	4.50	\$44,287	54	3.98	\$43,298	47	3.00	\$44,465
Spring Valley	79	4.04	\$45,878	73	4.71	\$65,349	97	4.35	\$54,755	83	4.31	\$62,073	89	4.72	\$64,781
St. Rose-Rose de Lima	58	4.95	\$38,639	59	3.95	\$33,889	53	3.17	\$34,719	32	4.13	\$47,103	25	3.76	\$38,305
St. Rose-San Martin	89	4.10	\$38,112	72	4.68	\$38,315	48	4.52	\$47,916	41	5.54	\$53,407	46	3.52	\$50,336
St. Rose-Siena	109	5.06	\$42,807	80	3.93	\$33,562	128	3.78	\$40,192	80	4.90	\$57,680	87	4.30	\$59,848
Summerlin	126	4.32	\$54,995	115	4.34	\$59,092	107	5.43	\$60,193	101	4.09	\$59,659	105	3.55	\$66,623
Sunrise	170	4.46	\$53,822	173	4.92	\$63,137	171	3.74	\$49,338	194	4.40	\$54,152	174	4.32	\$57,430
UMC	194	4.37	\$31,137	175	3.65	\$26,764	163	4.34	\$28,616	154	4.53	\$32,463	136	4.85	\$44,669
Valley	111	4.41	\$47,897	120	5.72	\$67,983	118	3.97	\$48,859	82	4.55	\$66,167	96	4.26	\$59,881
Total	1,337	4.66	\$45,396	1,264	4.66	\$50,211	1,266	4.30	\$47,096	1,133	4.41	\$51,885	1,150	4.21	\$56,589
Washoe															
Carson Tahoe	50	5.44	\$31,646	40	3.03	\$24,599	55	3.29	\$27,494	64	3.19	\$24,239	60	3.70	\$29,031
Northern Nevada	37	2.89	\$22,593	29	2.76	\$29,025	16	3.06	\$26,723	16	2.69	\$33,169	17	3.24	\$42,988
Renown Regional	211	4.68	\$29,233	199	4.04	\$27,844	146	3.97	\$28,968	125	4.10	\$29,189	137	4.58	\$30,047
Renown S. Meadows	26	3.35	\$18,993	48	2.65	\$17,056	42	2.31	\$19,262	43	3.30	\$23,608	46	2.67	\$21,996
Saint Mary's	98	4.11	\$22,818	91	3.80	\$23,159	101	3.96	\$28,117	94	3.31	\$23,709	84	2.94	\$26,341
Sierra Surgery	0	0.00	\$0	0	0.00	\$0	0	0.00	\$0	0	0.00	\$0	0	0.00	\$0
Total	422	4.40	\$26,816	407	3.63	\$25,290	360	3.63	\$27,272	342	3.54	\$26,241	344	3.70	\$28,528
Rural															
Battle Mountain	0	0.00	\$0	0	0.00	\$0	1	1.00	\$4,849	0	0.00	\$0	0	0.00	\$0
Boulder City	9	5.89	\$6,834	6	3.50	\$8,516	6	4.67	\$14,985	2	16.00	\$65,845	3	3.00	\$7,303
Carson Valley	4	3.00	\$14,802	5	3.80	\$22,815	5	2.40	\$16,552	4	1.75	\$13,570	5	3.40	\$12,799
Churchill	18	4.67	\$18,546	24	3.21	\$12,852	13	2.85	\$11,861	7	3.57	\$19,652	5	2.20	\$13,962
Desert View	29	3.52	\$17,284	20	3.30	\$15,463	11	2.36	\$13,565	20	3.35	\$23,905	16	2.63	\$17,041
Grover C. Dils	0	0.00	\$0	0	0.00	\$0	2	4.00	\$4,718	0	0.00	\$0	0	0.00	\$0
Humboldt	8	4.00	\$20,345	8	3.00	\$16,752	6	5.50	\$26,211	1	1.00	\$6,064	4	4.75	\$27,495
Incline Village	0	0.00	\$0	0	0.00	\$0	0	0.00	\$0	0	0.00	\$0	0	0.00	\$0
Mesa View	8	1.88	\$7,647	3	3.00	\$17,080	4	2.00	\$8,882	4	3.75	\$18,619	5	2.80	\$12,320
Mount Grant	5	4.60	\$12,855	2	1.50	\$4,146	1	2.00	\$4,298	3	5.00	\$21,618	0	0.00	\$0
Northeastern	13	3.08	\$21,091	28	3.04	\$24,528	17	3.00	\$24,655	22	3.05	\$25,604	20	2.75	\$25,488
Nye	2	2.50	\$10,175	7	3.43	\$9,821	26	1.00	\$1,507	0	0.00	\$0	0	0.00	\$0
Pershing	1	1.00	\$2,893	1	4.00	\$8,033	0	0.00	\$0	0	0.00	\$0	1	4.00	\$9,967
South Lyon	0	0.00	\$0	0	0.00	\$0	2	2.50	\$7,078	0	0.00	\$0	0	0.00	\$0
William Bee Ririe	2	1.50	\$9,767	3	2.33	\$9,174	2	3.50	\$14,205	2	3.00	\$13,117	4	1.50	\$9,343
Total	99	3.74	\$15,767	107	3.17	\$16,519	96	2.54	\$12,379	65	3.62	\$23,639	63	2.81	\$18,366
All Counties	1,858	4.55	\$39,597	1,778	4.33	\$42,478	1,722	4.06	\$41,016	1,540	4.18	\$44,998	1,557	4.04	\$48,842

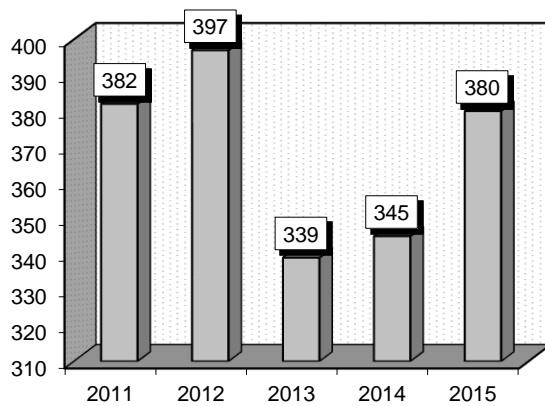
Atherosclerosis (302-303)

Diagnoses: that frequently accompanied Atherosclerosis were: 1) Unspecified essential hypertension (4019), 2) Intermediate coronary syndrome (4111), 3) Old myocardial infarction (412), 4) Tobacco use disorder (3051), 5) Long-term (current) use of aspirin (V5866), 6) Other and unspecified hyperlipidemia (2724), 7) Esophageal reflux (53081).

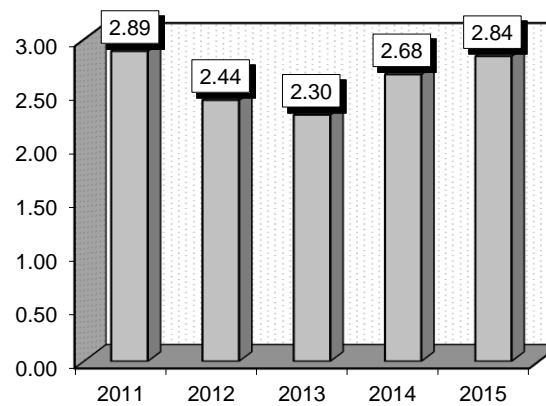
Definitions: **Hypertension:** High blood pressure. **Myocardial infarction:** Death of the cells of an area of the heart muscle (myocardium) as a result of oxygen deprivation, which in turn is caused by obstruction of the blood supply; commonly referred to as a heart attack. **Necrosis:** Death of cells or tissues through injury or disease, especially in a localized area of the body. **Myocardium:** The middle layer of the heart, consisting of cardiac muscle. **Embolism:** The obstruction of a blood vessel by a foreign substance or a blood clot that travels through the bloodstream, lodging in a blood vessel, plugging the vessel. Foreign substances that can cause embolisms include air bubbles, amniotic fluid, globules of fat, clumps of bacteria, chemicals (such as talc), and drugs (mainly illegal ones). **Thrombosis:** Formation of a clot in the blood that either blocks, or partially blocks a blood vessel. The thrombus may lead to infarction, or death of tissue, due to a blocked blood supply. **Hyperlipidemia:** An abnormally high concentration of fats or lipids in the blood. **Atrial fibrillation:** An irregular and often very fast heart rate. The heart's two upper chambers (the atria) beat chaotically and irregularly - out of coordination with the two lower chambers (the ventricles) of the heart. **Atherosclerosis:** The build up of a waxy plaque on the inside of blood vessels.

Gender	2011			2012			2013			2014			2015		
	Cases	Avg LOS	Avg Bill	Cases	Avg LOS	Avg Bill	Cases	Avg LOS	Avg Bill	Cases	Avg LOS	Avg Bill	Cases	Avg LOS	Avg Bill
Male	244	2.90	\$31,558	241	2.57	\$28,003	228	2.34	\$30,839	234	2.34	\$32,287	242	2.74	\$37,134
Female	138	2.88	\$30,465	156	2.22	\$33,437	111	2.21	\$32,774	111	3.38	\$44,983	138	3.04	\$43,973
Age Group	Cases	Avg LOS	Avg Bill	Cases	Avg LOS	Avg Bill	Cases	Avg LOS	Avg Bill	Cases	Avg LOS	Avg Bill	Cases	Avg LOS	Avg Bill
0-17	1	2.00	\$14,038	1	1.00	\$49,791	0	0.00	\$0	0	0.00	\$0	0	0.00	\$0
18-35	4	9.75	\$119,383	3	8.33	\$57,674	5	2.60	\$43,509	3	1.67	\$44,225	3	1.33	\$32,444
36-49	34	2.50	\$34,839	43	2.98	\$34,267	25	2.28	\$30,624	28	2.50	\$40,167	29	1.90	\$28,501
50-64	130	2.71	\$31,501	118	2.17	\$27,737	112	2.35	\$32,389	117	3.47	\$41,603	124	2.42	\$38,673
65+	213	2.94	\$28,793	232	2.40	\$30,153	197	2.26	\$30,754	197	2.24	\$32,605	224	3.22	\$41,676
Total	382	2.89	\$31,163	397	2.44	\$30,138	339	2.30	\$31,473	345	2.68	\$36,371	380	2.84	\$39,618

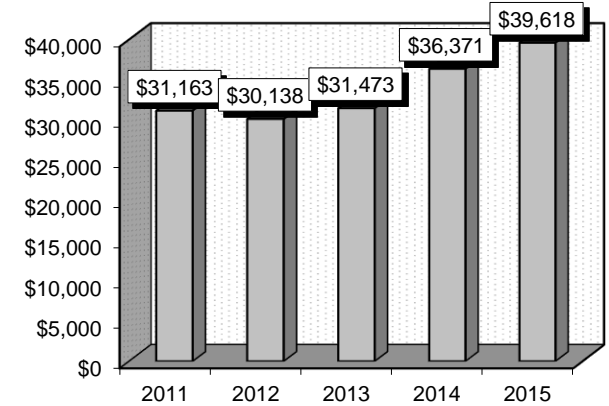
Patient Discharges



Average Length of Stay



Average Billed Charges



County / Hospital	2011			2012			2013			2014			2015		
	Cases	Avg LOS	Avg Bill	Cases	Avg LOS	Avg Bill	Cases	Avg LOS	Avg Bill	Cases	Avg LOS	Avg Bill	Cases	Avg LOS	Avg Bill
Clark															
Centennial Hills	20	1.75	\$30,501	16	3.44	\$45,333	11	1.64	\$51,307	14	1.93	\$48,288	10	3.30	\$56,601
Desert Springs	22	2.27	\$35,042	31	2.48	\$35,159	22	2.82	\$37,918	28	3.04	\$42,338	42	3.76	\$56,817
Mountain View	36	2.14	\$32,790	28	2.61	\$36,036	33	2.48	\$43,390	44	2.07	\$43,078	27	2.74	\$56,538
North Vista	12	5.42	\$57,941	2	1.50	\$24,078	8	2.25	\$29,602	7	1.86	\$39,484	28	1.89	\$25,328
Southern Hills	4	2.25	\$28,358	9	1.44	\$22,473	9	1.33	\$22,844	8	3.25	\$42,118	13	2.08	\$34,883
Spring Valley	22	2.59	\$33,838	18	1.83	\$39,370	19	1.63	\$44,355	15	2.53	\$49,816	21	4.62	\$42,068
St. Rose-Rose de Lima	11	1.82	\$26,645	6	2.67	\$30,190	10	2.70	\$31,098	8	2.25	\$28,426	3	2.67	\$44,871
St. Rose-San Martin	7	4.71	\$107,042	9	2.11	\$19,999	6	2.00	\$41,056	6	3.17	\$45,861	6	5.17	\$66,747
St. Rose-Siena	17	2.88	\$27,285	18	2.56	\$34,314	9	1.44	\$28,376	6	2.17	\$28,809	7	2.71	\$51,235
Summerlin	25	6.44	\$27,848	20	3.05	\$30,828	25	3.48	\$34,154	14	2.57	\$43,020	25	3.48	\$53,403
Sunrise	37	2.41	\$33,444	51	2.04	\$38,745	38	2.32	\$38,286	34	6.12	\$70,291	29	3.34	\$54,342
UMC	28	3.46	\$29,149	38	3.39	\$32,166	24	4.00	\$33,447	30	2.77	\$22,522	28	2.71	\$29,847
Valley	38	3.11	\$39,535	31	2.68	\$41,239	33	2.06	\$32,341	21	2.86	\$47,121	35	3.31	\$49,213
Total	279	3.08	\$35,387	277	2.57	\$35,579	247	2.49	\$36,871	235	3.05	\$44,469	274	3.20	\$47,036
Washoe															
Carson Tahoe	8	4.00	\$32,707	10	1.60	\$14,906	5	1.00	\$13,702	15	1.73	\$17,175	24	1.96	\$19,359
Northern Nevada	5	1.80	\$25,744	4	1.75	\$26,428	5	1.60	\$29,689	2	3.00	\$37,009	2	2.00	\$56,122
Renown Regional	52	2.48	\$21,040	38	2.39	\$21,409	12	3.25	\$24,939	22	2.18	\$24,798	9	1.89	\$23,170
Renown S. Meadows	2	1.50	\$22,638	3	1.00	\$21,808	0	0.00	\$0	2	1.00	\$11,056	0	0.00	\$0
Saint Mary's	12	2.17	\$18,245	44	1.68	\$15,725	58	1.47	\$15,619	61	1.59	\$16,951	66	1.80	\$18,810
Sierra Surgery	0	0.00	\$0	0	0.00	\$0	0	0.00	\$0	0	0.00	\$0	0	0.00	\$0
Total	79	2.52	\$22,135	99	1.93	\$18,441	80	1.71	\$17,777	102	1.75	\$18,954	101	1.85	\$20,068
Rural															
Battle Mountain	0	0.00	\$0	0	0.00	\$0	0	0.00	\$0	0	0.00	\$0	0	0.00	\$0
Boulder City	1	1.00	\$761	1	3.00	\$3,513	1	10.00	\$49,757	0	0.00	\$0	0	0.00	\$0
Carson Valley	1	1.00	\$2,895	0	0.00	\$0	0	0.00	\$0	3	1.33	\$11,357	0	0.00	\$0
Churchill	5	3.40	\$16,889	2	2.50	\$13,762	0	0.00	\$0	1	10.00	\$34,948	0	0.00	\$0
Desert View	8	1.75	\$9,323	5	1.60	\$10,770	2	2.00	\$14,018	2	5.00	\$36,211	2	7.50	\$39,976
Grover C. Dils	0	0.00	\$0	1	1.00	\$2,058	0	0.00	\$0	0	0.00	\$0	0	0.00	\$0
Humboldt	4	2.00	\$17,211	0	0.00	\$0	0	0.00	\$0	0	0.00	\$0	0	0.00	\$0
Incline Village	0	0.00	\$0	0	0.00	\$0	0	0.00	\$0	0	0.00	\$0	0	0.00	\$0
Mesa View	1	1.00	\$4,431	1	1.00	\$13,597	1	1.00	\$6,830	0	0.00	\$0	0	0.00	\$0
Mount Grant	1	1.00	\$7,350	2	15.00	\$29,706	0	0.00	\$0	0	0.00	\$0	0	0.00	\$0
Northeastern	2	1.00	\$12,840	4	2.25	\$21,527	1	6.00	\$46,497	2	1.50	\$11,547	2	1.00	\$24,244
Nye	0	0.00	\$0	4	1.50	\$8,097	7	1.00	\$1,270	0	0.00	\$0	0	0.00	\$0
Pershing	0	0.00	\$0	0	0.00	\$0	0	0.00	\$0	0	0.00	\$0	0	0.00	\$0
South Lyon	0	0.00	\$0	0	0.00	\$0	0	0.00	\$0	0	0.00	\$0	0	0.00	\$0
William Bee Ririe	1	1.00	\$13,738	1	1.00	\$5,338	0	0.00	\$0	0	0.00	\$0	1	1.00	\$11,603
Total	24	1.92	\$11,780	21	3.05	\$13,514	12	2.33	\$11,668	8	3.38	\$20,567	5	3.60	\$28,009
All Counties	382	2.89	\$31,163	397	2.44	\$30,138	339	2.30	\$31,473	345	2.68	\$36,371	380	2.84	\$39,618

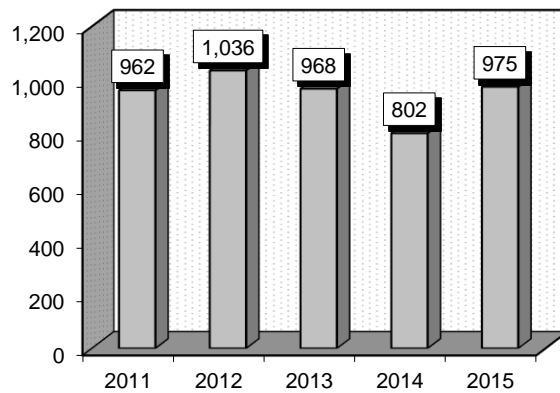
Hypertension (304-305)

Diagnoses: that frequently accompanied Hypertension were: 1) Diabetes mellitus without mention of complication, type II or unspecified type, not stated as uncontrolled (25000), 2) Tobacco use disorder (3051), 3) Other and unspecified hyperlipidemia (2724), 4) Other chest pain (78659), 5) Hypopotassemia (2768).

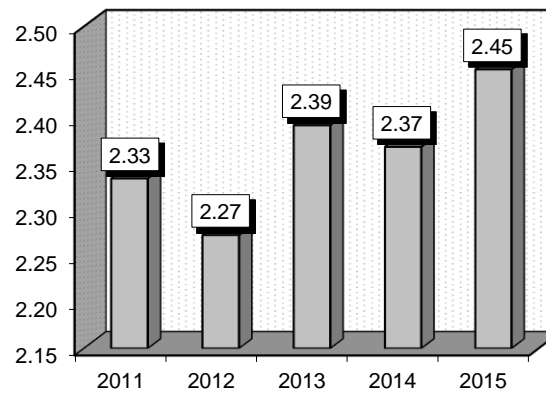
Definitions: **Diabetes mellitus:** A condition in which the pancreas no longer produces enough insulin or cells stop responding to the insulin that is produced, so that glucose in the blood cannot be absorbed into the cells of the body. **Hyperglycemia:** An abnormally high concentration of glucose in the circulating blood, seen especially in patients with diabetes mellitus. **Hypertension:** High blood pressure. **Hyperlipidemia:** An abnormally high concentration of fats or lipids in the blood. **Chest pain:** A physical complaint that requires immediate diagnosis and evaluation. **Hypopotassemia:** A deficiency of potassium in the blood.

Gender	2011			2012			2013			2014			2015		
	Cases	Avg LOS	Avg Bill	Cases	Avg LOS	Avg Bill	Cases	Avg LOS	Avg Bill	Cases	Avg LOS	Avg Bill	Cases	Avg LOS	Avg Bill
Male	341	2.21	\$28,537	397	2.21	\$28,572	410	2.47	\$31,401	341	2.40	\$33,898	375	2.17	\$33,136
Female	621	2.40	\$29,289	639	2.31	\$29,198	558	2.34	\$30,788	461	2.35	\$33,152	600	2.63	\$38,205
Age Group	Cases	Avg LOS	Avg Bill	Cases	Avg LOS	Avg Bill	Cases	Avg LOS	Avg Bill	Cases	Avg LOS	Avg Bill	Cases	Avg LOS	Avg Bill
0-17	3	3.00	\$24,336	3	2.33	\$9,396	4	4.00	\$44,558	7	5.00	\$45,917	2	2.00	\$30,257
18-35	29	2.00	\$28,191	32	2.13	\$31,888	48	2.21	\$41,218	50	2.64	\$39,521	67	2.03	\$32,700
36-49	182	2.10	\$28,602	204	2.02	\$27,659	176	2.18	\$31,220	155	2.16	\$32,458	221	2.12	\$37,197
50-64	307	2.33	\$28,957	363	2.28	\$30,457	356	2.36	\$29,706	257	2.41	\$35,208	290	2.68	\$37,950
65+	441	2.45	\$29,329	434	2.40	\$28,235	384	2.53	\$30,801	333	2.34	\$31,428	395	2.55	\$35,119
Total	962	2.33	\$29,023	1,036	2.27	\$28,958	968	2.39	\$31,048	802	2.37	\$33,469	975	2.45	\$36,256

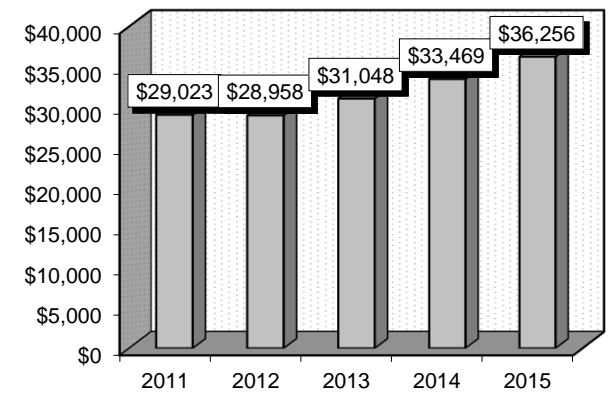
Patient Discharges



Average Length of Stay



Average Billed Charges



County / Hospital	2011			2012			2013			2014			2015		
	Cases	Avg LOS	Avg Bill	Cases	Avg LOS	Avg Bill	Cases	Avg LOS	Avg Bill	Cases	Avg LOS	Avg Bill	Cases	Avg LOS	Avg Bill
Clark															
Centennial Hills	56	2.23	\$33,771	37	1.89	\$33,200	49	1.90	\$38,684	34	1.65	\$39,364	49	2.10	\$47,663
Desert Springs	89	2.80	\$31,119	69	2.43	\$32,857	61	3.85	\$51,411	33	3.39	\$43,700	56	2.59	\$42,921
Mountain View	111	2.17	\$31,093	136	2.19	\$34,500	79	2.46	\$39,808	117	2.18	\$37,897	113	2.91	\$47,663
North Vista	31	3.65	\$40,633	41	2.90	\$28,973	35	3.09	\$34,725	32	2.22	\$34,594	86	1.91	\$25,302
Southern Hills	20	1.55	\$23,288	50	1.72	\$21,317	24	1.79	\$28,213	27	2.26	\$32,136	46	2.22	\$35,529
Spring Valley	43	1.74	\$28,624	32	2.41	\$31,362	35	1.80	\$50,050	29	1.97	\$40,651	62	1.90	\$37,228
St. Rose-Rose de Lima	32	2.25	\$30,270	36	2.58	\$31,953	37	2.32	\$33,057	21	1.90	\$29,110	14	2.79	\$45,418
St. Rose-San Martin	27	2.33	\$31,653	22	2.32	\$32,166	21	2.19	\$33,240	19	1.95	\$27,860	22	2.36	\$41,038
St. Rose-Siena	40	2.18	\$35,803	34	2.47	\$34,123	28	2.82	\$44,926	17	2.59	\$39,691	24	3.50	\$47,054
Summerlin	49	2.16	\$31,589	45	2.33	\$38,345	59	2.32	\$40,287	38	3.32	\$47,227	38	2.03	\$42,085
Sunrise	116	2.28	\$35,214	117	2.38	\$38,017	68	3.41	\$52,485	131	2.85	\$45,795	117	3.58	\$53,942
UMC	94	2.72	\$24,384	105	2.45	\$25,343	90	2.86	\$25,165	50	3.02	\$28,761	39	2.03	\$29,410
Valley	66	2.47	\$32,683	56	2.66	\$36,164	67	2.49	\$36,731	41	2.12	\$33,372	72	2.01	\$35,517
Total	774	2.38	\$31,532	780	2.35	\$32,465	653	2.66	\$39,313	589	2.50	\$38,681	738	2.51	\$41,363
Washoe															
Carson Tahoe	24	2.33	\$17,568	13	1.46	\$13,040	21	2.52	\$24,465	30	1.60	\$17,282	40	1.88	\$17,396
Northern Nevada	8	1.88	\$20,032	9	2.56	\$28,476	4	1.00	\$31,057	3	2.67	\$41,023	4	1.75	\$31,166
Renown Regional	77	2.13	\$22,575	94	1.99	\$23,102	53	2.36	\$22,844	36	2.56	\$25,464	31	2.77	\$26,836
Renown S. Meadows	12	1.83	\$20,281	26	1.73	\$20,843	21	1.52	\$20,632	5	1.20	\$17,625	7	2.14	\$22,085
Saint Mary's	22	2.23	\$19,729	46	1.61	\$16,660	81	2.05	\$17,515	98	1.86	\$17,582	128	2.24	\$19,984
Sierra Surgery	0	0.00	\$0	0	0.00	\$0	0	0.00	\$0	0	0.00	\$0	0	0.00	\$0
Total	143	2.14	\$20,962	188	1.85	\$20,775	180	2.11	\$20,559	172	1.95	\$19,589	210	2.24	\$20,785
Rural															
Battle Mountain	0	0.00	\$0	0	0.00	\$0	1	1.00	\$2,700	0	0.00	\$0	0	0.00	\$0
Boulder City	0	0.00	\$0	3	4.00	\$5,922	2	4.00	\$5,904	2	1.50	\$14,845	1	1.00	\$3,122
Carson Valley	0	0.00	\$0	0	0.00	\$0	1	2.00	\$7,979	0	0.00	\$0	2	4.50	\$17,589
Churchill	6	2.00	\$14,685	12	2.42	\$13,542	3	2.67	\$16,879	8	2.75	\$17,637	6	1.17	\$12,480
Desert View	15	1.93	\$8,995	29	2.34	\$9,714	20	2.40	\$14,782	16	1.94	\$16,079	8	2.25	\$17,818
Grover C. Dils	1	2.00	\$5,088	0	0.00	\$0	1	2.00	\$5,703	0	0.00	\$0	0	0.00	\$0
Humboldt	6	2.33	\$13,328	2	3.50	\$14,807	2	5.00	\$37,105	4	1.50	\$19,045	1	3.00	\$13,799
Incline Village	0	0.00	\$0	0	0.00	\$0	0	0.00	\$0	0	0.00	\$0	0	0.00	\$0
Mesa View	0	0.00	\$0	3	1.33	\$8,253	2	1.50	\$9,015	1	2.00	\$8,633	2	3.00	\$17,635
Mount Grant	6	3.50	\$10,194	10	2.40	\$8,366	6	2.00	\$8,090	5	3.40	\$12,981	2	4.50	\$12,526
Northeastern	7	1.43	\$15,612	5	2.80	\$23,920	3	2.67	\$27,786	4	2.75	\$26,278	5	2.60	\$25,690
Nye	3	2.00	\$9,048	1	8.00	\$33,502	94	1.00	\$888	0	0.00	\$0	0	0.00	\$0
Pershing	0	0.00	\$0	0	0.00	\$0	0	0.00	\$0	0	0.00	\$0	0	0.00	\$0
South Lyon	1	1.00	\$11,000	0	0.00	\$0	0	0.00	\$0	0	0.00	\$0	0	0.00	\$0
William Bee Ririe	0	0.00	\$0	3	2.00	\$6,412	0	0.00	\$0	1	2.00	\$6,768	0	0.00	\$0
Total	45	2.11	\$11,482	68	2.53	\$11,358	135	1.45	\$5,053	41	2.29	\$16,821	27	2.44	\$16,974
All Counties	962	2.33	\$29,023	1,036	2.27	\$28,958	968	2.39	\$31,048	802	2.37	\$33,469	975	2.45	\$36,256

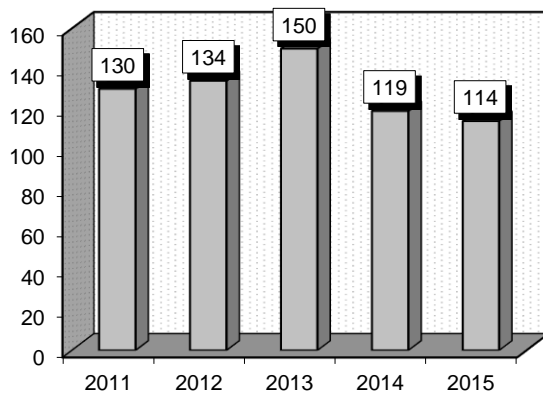
Cardiac Congenital & Valvular Disorders (306-307)

Diagnoses: that frequently accompanied Cardiac Congenital & Valvular Disorders were: 1) Aortic valve disorders (4241), 2) Congestive heart failure, unspecified (4280), 3) Unspecified essential hypertension (4019), 4) Other and unspecified hyperlipidemia (2724).

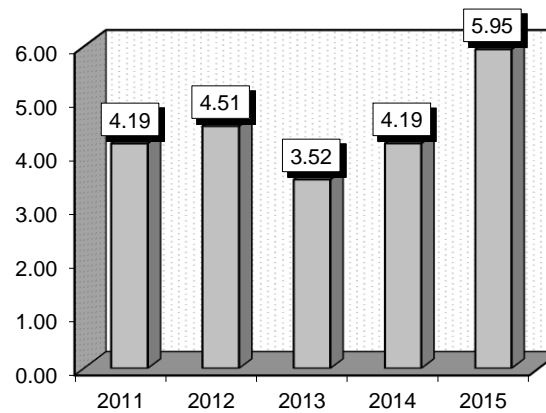
Definitions: **Aorta:** The main artery of the body, supplying oxygenated blood to the circulatory system. **Septal defect:** A defect in the wall separating the left and right sides of the heart. **Hypertension:** High blood pressure. **Hyperlipidemia:** An abnormally high concentration of fats or lipids in the blood. **Chest pain:** A physical complaint that requires immediate diagnosis and evaluation.

Gender	2011			2012			2013			2014			2015		
	Cases	Avg LOS	Avg Bill	Cases	Avg LOS	Avg Bill	Cases	Avg LOS	Avg Bill	Cases	Avg LOS	Avg Bill	Cases	Avg LOS	Avg Bill
Male	61	4.34	\$47,446	65	5.25	\$58,311	69	3.32	\$50,600	63	4.30	\$51,975	45	7.29	\$58,124
Female	69	4.06	\$38,394	69	3.83	\$41,772	81	3.69	\$42,103	56	4.07	\$50,470	69	5.07	\$66,629
Age Group	Cases	Avg LOS	Avg Bill	Cases	Avg LOS	Avg Bill	Cases	Avg LOS	Avg Bill	Cases	Avg LOS	Avg Bill	Cases	Avg LOS	Avg Bill
0-17	22	3.14	\$26,103	16	7.88	\$66,367	20	3.95	\$56,806	18	8.39	\$81,008	12	10.42	\$181,668
18-35	9	6.89	\$51,617	7	2.57	\$31,726	4	2.00	\$101,664	3	1.33	\$30,772	6	7.00	\$97,782
36-49	13	3.85	\$28,234	13	3.31	\$48,633	16	6.69	\$56,340	4	2.00	\$52,523	6	4.00	\$36,230
50-64	14	6.14	\$72,274	14	2.79	\$37,939	15	3.27	\$66,213	18	3.06	\$46,500	8	19.13	\$58,948
65+	72	3.86	\$43,412	84	4.51	\$50,300	95	3.00	\$36,466	76	3.70	\$46,094	82	4.07	\$45,820
Total	130	4.19	\$42,641	134	4.51	\$49,795	150	3.52	\$46,012	119	4.19	\$51,267	114	5.95	\$63,272

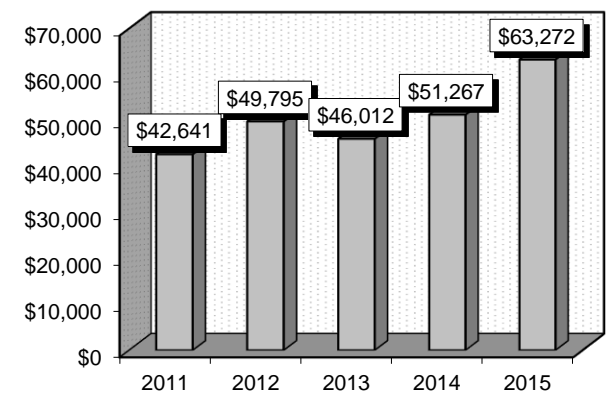
Patient Discharges



Average Length of Stay



Average Billed Charges



County / Hospital	2011			2012			2013			2014			2015		
	Cases	Avg LOS	Avg Bill	Cases	Avg LOS	Avg Bill	Cases	Avg LOS	Avg Bill	Cases	Avg LOS	Avg Bill	Cases	Avg LOS	Avg Bill
Clark															
Centennial Hills	4	3.75	\$47,703	1	3.00	\$51,805	4	2.25	\$50,867	4	3.00	\$62,838	6	2.33	\$48,789
Desert Springs	12	6.83	\$73,765	2	14.50	\$155,669	13	8.54	\$74,820	9	3.00	\$41,043	8	3.75	\$70,476
Mountain View	6	3.83	\$32,245	8	6.75	\$102,273	8	5.00	\$72,830	10	3.00	\$40,694	6	3.33	\$52,002
North Vista	2	9.00	\$141,006	2	4.50	\$53,802	1	8.00	\$55,752	1	6.00	\$24,380	1	8.00	\$56,084
Southern Hills	0	0.00	\$0	2	2.50	\$46,730	4	2.75	\$32,951	0	0.00	\$0	2	2.50	\$34,091
Spring Valley	7	8.00	\$68,971	6	2.50	\$39,240	5	6.60	\$54,461	3	5.67	\$41,687	1	1.00	\$20,685
St. Rose-Rose de Lima	2	12.00	\$72,491	4	5.50	\$56,852	4	5.00	\$74,909	4	2.25	\$40,705	2	2.00	\$42,671
St. Rose-San Martin	10	4.40	\$51,925	11	4.82	\$39,448	5	1.60	\$28,208	3	6.33	\$249,129	2	4.00	\$46,523
St. Rose-Siena	7	4.71	\$50,892	12	4.67	\$51,811	5	2.20	\$32,412	1	2.00	\$21,099	6	4.17	\$46,320
Summerlin	10	2.80	\$41,911	8	1.75	\$26,874	12	3.17	\$38,129	8	3.00	\$50,340	7	8.57	\$112,581
Sunrise	22	2.55	\$29,113	20	5.35	\$81,428	30	2.83	\$57,169	26	4.88	\$66,188	20	4.90	\$112,652
UMC	9	3.56	\$28,921	11	4.27	\$27,746	5	4.80	\$71,312	8	9.00	\$78,777	4	36.00	\$80,301
Valley	8	5.00	\$81,769	5	1.20	\$36,522	7	3.71	\$93,586	7	3.29	\$45,157	3	3.33	\$41,876
Total	99	4.56	\$50,796	92	4.57	\$56,873	103	4.12	\$58,307	84	4.38	\$61,647	68	6.28	\$77,320
Washoe															
Carson Tahoe	1	4.00	\$21,587	2	2.50	\$25,480	4	3.00	\$20,112	3	3.67	\$19,588	3	3.67	\$24,384
Northern Nevada	3	1.33	\$22,952	3	3.00	\$32,321	1	1.00	\$22,101	2	2.00	\$27,851	6	2.83	\$35,974
Renown Regional	12	2.50	\$15,480	19	3.89	\$27,489	14	2.93	\$29,993	16	3.31	\$22,920	15	4.67	\$40,423
Renown S. Meadows	2	3.00	\$29,324	3	4.67	\$37,382	5	2.40	\$24,809	2	3.00	\$19,990	1	1.00	\$12,607
Saint Mary's	2	4.00	\$17,764	8	7.38	\$59,018	6	1.67	\$17,298	5	2.20	\$24,721	6	12.50	\$106,431
Sierra Surgery	0	0.00	\$0	0	0.00	\$0	0	0.00	\$0	0	0.00	\$0	0	0.00	\$0
Total	20	2.60	\$18,519	35	4.60	\$35,843	30	2.53	\$25,009	28	3.04	\$23,027	31	5.61	\$49,888
Rural															
Battle Mountain	0	0.00	\$0	0	0.00	\$0	0	0.00	\$0	0	0.00	\$0	0	0.00	\$0
Boulder City	0	0.00	\$0	0	0.00	\$0	0	0.00	\$0	2	12.00	\$47,160	0	0.00	\$0
Carson Valley	0	0.00	\$0	1	1.00	\$4,979	0	0.00	\$0	0	0.00	\$0	2	1.00	\$11,025
Churchill	2	2.50	\$19,132	1	3.00	\$19,688	0	0.00	\$0	0	0.00	\$0	3	1.67	\$11,808
Desert View	4	3.00	\$14,382	3	3.00	\$18,851	6	2.67	\$19,355	3	6.33	\$48,312	7	3.14	\$25,598
Grover C. Dils	0	0.00	\$0	0	0.00	\$0	0	0.00	\$0	0	0.00	\$0	0	0.00	\$0
Humboldt	0	0.00	\$0	1	6.00	\$51,378	1	1.00	\$9,283	1	2.00	\$14,315	2	22.50	\$76,602
Incline Village	0	0.00	\$0	0	0.00	\$0	0	0.00	\$0	0	0.00	\$0	0	0.00	\$0
Mesa View	1	1.00	\$12,686	0	0.00	\$0	0	0.00	\$0	0	0.00	\$0	0	0.00	\$0
Mount Grant	0	0.00	\$0	0	0.00	\$0	0	0.00	\$0	0	0.00	\$0	0	0.00	\$0
Northeastern	0	0.00	\$0	1	5.00	\$53,138	1	2.00	\$15,689	1	1.00	\$24,026	1	3.00	\$18,790
Nye	4	6.00	\$8,942	0	0.00	\$0	9	1.00	\$524	0	0.00	\$0	0	0.00	\$0
Pershing	0	0.00	\$0	0	0.00	\$0	0	0.00	\$0	0	0.00	\$0	0	0.00	\$0
South Lyon	0	0.00	\$0	0	0.00	\$0	0	0.00	\$0	0	0.00	\$0	0	0.00	\$0
William Bee Ririe	0	0.00	\$0	0	0.00	\$0	0	0.00	\$0	0	0.00	\$0	0	0.00	\$0
Total	11	3.82	\$13,113	7	3.43	\$26,534	17	1.65	\$8,577	7	6.57	\$39,657	15	5.13	\$27,244
All Counties	130	4.19	\$42,641	134	4.51	\$49,795	150	3.52	\$46,012	119	4.19	\$51,267	114	5.95	\$63,272

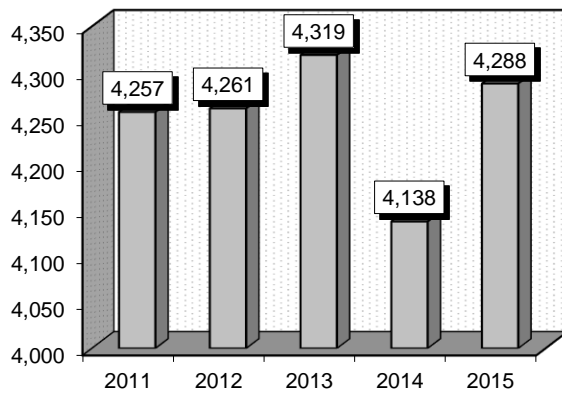
Cardiac Arrhythmia & Conduction Disorders (308-310)

Diagnoses: that frequently accompanied Cardiac Arrhythmia & Conduction Disorders were: 1) Atrial fibrillation (42731), 2) Unspecified essential hypertension (4019), 3) Congestive heart failure, unspecified (4280), 4) Other and unspecified hyperlipidemia (2724), 5) Chronic airway obstruction, not elsewhere classified (496), 6) Diabetes mellitus without mention of complication, type II or unspecified type, not stated as uncontrolled (25000).

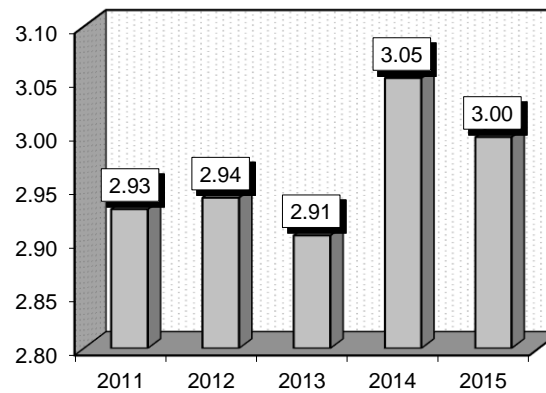
Definitions: **Atrial fibrillation:** An irregular and often very fast heart rate. The heart's two upper chambers (the atria) beat chaotically and irregularly - out of coordination with the two lower chambers (the ventricles) of the heart. **Atrial flutter:** Well-organized but overly rapid contractions of the atrium of the heart. **Sinus node dysfunction:** A group of heart rhythm problems (arrhythmias) in which the sinus node — the heart's natural pacemaker — doesn't work properly. **Cardiac dysrhythmias:** Any abnormality in the rate, regularity, or sequence of cardiac activation. **Paroxysmal ventricular tachycardia:** A rapid heartbeat of sudden onset and termination caused by a quick succession of discharges from an ectopic (an impulse that originates in the heart at a site other than the sinus node) site in the ventricle. **Hypertension:** High blood pressure. **Hyperlipidemia:** An abnormally high concentration of fats or lipids in the blood.

Gender	2011			2012			2013			2014			2015		
	Cases	Avg LOS	Avg Bill	Cases	Avg LOS	Avg Bill	Cases	Avg LOS	Avg Bill	Cases	Avg LOS	Avg Bill	Cases	Avg LOS	Avg Bill
Male	2,300	2.82	\$30,760	2,307	2.85	\$34,118	2,304	2.84	\$36,002	2,248	2.95	\$40,045	2,324	2.95	\$41,811
Female	1,957	3.06	\$31,729	1,954	3.05	\$34,797	2,015	2.98	\$35,253	1,890	3.17	\$40,223	1,964	3.05	\$42,748
Age Group	Cases	Avg LOS	Avg Bill	Cases	Avg LOS	Avg Bill	Cases	Avg LOS	Avg Bill	Cases	Avg LOS	Avg Bill	Cases	Avg LOS	Avg Bill
0-17	28	1.86	\$16,133	21	2.86	\$38,388	24	3.04	\$44,697	28	2.50	\$26,535	30	2.17	\$32,890
18-35	145	1.60	\$21,679	150	1.92	\$26,512	153	1.95	\$27,672	142	1.90	\$29,120	148	2.48	\$38,168
36-49	373	2.22	\$27,021	339	2.33	\$30,941	331	2.21	\$33,305	323	2.31	\$35,867	316	2.00	\$36,743
50-64	998	2.71	\$29,768	1,061	2.80	\$33,291	1,070	2.69	\$33,793	1,016	2.74	\$38,467	1,024	2.70	\$40,186
65+	2,713	3.19	\$32,974	2,690	3.13	\$35,729	2,741	3.13	\$37,028	2,629	3.33	\$42,030	2,770	3.26	\$43,946
Total	4,257	2.93	\$31,205	4,261	2.94	\$34,429	4,319	2.91	\$35,653	4,138	3.05	\$40,126	4,288	3.00	\$42,240

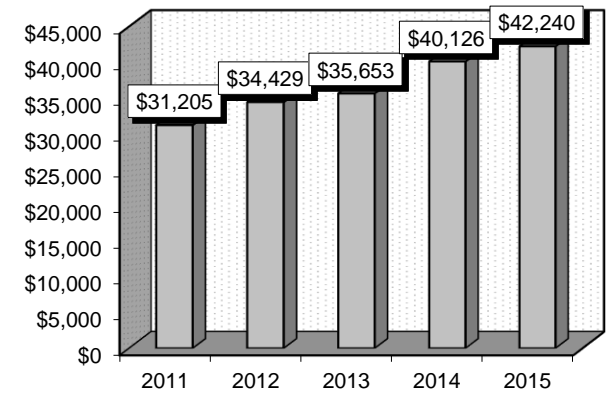
Patient Discharges



Average Length of Stay



Average Billed Charges



County / Hospital	2011			2012			2013			2014			2015		
	Cases	Avg LOS	Avg Bill	Cases	Avg LOS	Avg Bill	Cases	Avg LOS	Avg Bill	Cases	Avg LOS	Avg Bill	Cases	Avg LOS	Avg Bill
Clark															
Centennial Hills	202	2.55	\$38,293	169	3.08	\$43,094	196	2.53	\$45,102	197	2.67	\$47,320	197	2.39	\$41,736
Desert Springs	257	3.18	\$35,297	304	3.36	\$42,358	299	3.46	\$46,817	313	3.35	\$47,642	320	2.98	\$47,745
Mountain View	302	3.16	\$41,566	294	3.32	\$45,186	297	3.18	\$43,214	377	3.64	\$54,555	440	3.45	\$54,956
North Vista	70	3.99	\$43,623	100	5.03	\$45,237	123	3.85	\$37,486	104	3.89	\$45,801	100	3.44	\$34,242
Southern Hills	65	2.62	\$33,499	97	2.76	\$36,508	80	2.86	\$37,548	108	2.99	\$44,244	143	2.77	\$45,028
Spring Valley	249	2.37	\$35,425	210	2.89	\$41,481	219	2.51	\$38,911	213	2.97	\$52,993	232	2.71	\$50,120
St. Rose-Rose de Lima	151	3.75	\$35,518	163	2.48	\$31,865	158	2.58	\$33,112	118	3.08	\$42,863	122	3.01	\$49,511
St. Rose-San Martin	235	3.29	\$27,183	205	3.05	\$31,171	172	2.85	\$33,845	164	3.38	\$42,263	146	3.53	\$49,683
St. Rose-Siena	328	2.86	\$31,797	310	2.57	\$30,511	309	2.56	\$34,692	270	2.70	\$40,668	189	3.63	\$51,331
Summerlin	301	2.85	\$38,983	275	3.16	\$45,652	275	3.48	\$50,586	242	3.16	\$51,974	306	2.89	\$53,490
Sunrise	336	2.96	\$38,889	394	2.73	\$41,098	384	2.86	\$44,814	371	2.93	\$48,207	415	3.60	\$57,617
UMC	237	3.40	\$30,258	267	3.43	\$33,679	264	2.99	\$26,889	215	3.12	\$28,805	181	2.98	\$36,407
Valley	242	2.76	\$37,002	269	2.75	\$44,798	252	2.91	\$52,426	213	3.53	\$55,936	257	2.91	\$50,785
Total	2,975	3.00	\$35,804	3,057	3.05	\$39,599	3,028	2.97	\$41,285	2,905	3.18	\$47,218	3,048	3.13	\$49,897
Washoe															
Carson Tahoe	238	2.60	\$19,198	196	3.08	\$22,891	201	3.11	\$22,806	210	2.91	\$22,629	238	2.53	\$21,599
Northern Nevada	58	2.55	\$27,103	66	2.24	\$30,457	66	1.98	\$28,691	53	2.81	\$37,090	63	2.14	\$32,901
Renown Regional	395	3.22	\$25,572	392	2.90	\$24,112	460	3.14	\$26,568	393	3.07	\$27,664	377	3.33	\$29,457
Renown S. Meadows	49	2.22	\$20,521	75	2.08	\$21,618	50	2.12	\$23,681	52	2.23	\$24,121	57	2.11	\$22,782
Saint Mary's	210	2.77	\$19,456	218	2.42	\$18,893	271	2.50	\$18,800	290	2.53	\$19,187	288	2.14	\$18,046
Sierra Surgery	0	0.00	\$0	0	0.00	\$0	0	0.00	\$0	0	0.00	\$0	0	0.00	\$0
Total	950	2.87	\$22,456	947	2.72	\$22,902	1,048	2.85	\$23,834	998	2.82	\$24,457	1,023	2.67	\$24,257
Rural															
Battle Mountain	0	0.00	\$0	0	0.00	\$0	0	0.00	\$0	0	0.00	\$0	0	0.00	\$0
Boulder City	23	2.70	\$9,825	20	2.20	\$6,151	24	3.63	\$18,855	12	1.83	\$12,661	5	3.00	\$20,950
Carson Valley	24	2.13	\$18,761	11	1.73	\$15,220	17	2.18	\$22,114	15	2.07	\$17,890	31	2.19	\$16,591
Churchill	51	2.69	\$15,360	41	3.15	\$18,181	34	2.62	\$17,285	16	2.44	\$15,247	35	2.17	\$14,658
Desert View	86	2.23	\$11,634	74	2.50	\$14,051	61	2.21	\$14,745	99	2.19	\$18,085	63	2.57	\$18,705
Grover C. Dils	1	1.00	\$3,779	2	3.50	\$6,676	0	0.00	\$0	1	3.00	\$8,444	0	0.00	\$0
Humboldt	27	3.52	\$23,126	8	2.00	\$13,908	18	2.00	\$15,982	17	3.00	\$19,121	14	4.36	\$25,017
Incline Village	0	0.00	\$0	0	0.00	\$0	0	0.00	\$0	0	0.00	\$0	0	0.00	\$0
Mesa View	37	2.24	\$12,577	35	2.06	\$13,099	22	2.05	\$12,327	29	2.21	\$12,748	33	2.45	\$15,831
Mount Grant	13	2.77	\$8,978	7	4.14	\$11,694	11	2.73	\$9,060	4	5.50	\$19,910	1	2.00	\$6,266
Northeastern	45	2.49	\$24,472	43	2.21	\$24,689	35	2.31	\$26,141	35	3.29	\$32,000	26	2.77	\$32,463
Nye	4	1.75	\$8,850	4	2.25	\$11,010	12	1.00	\$971	0	0.00	\$0	0	0.00	\$0
Pershing	1	2.00	\$10,991	1	3.00	\$5,409	0	0.00	\$0	1	3.00	\$11,997	0	0.00	\$0
South Lyon	6	2.00	\$8,932	3	4.33	\$12,084	2	1.00	\$4,263	0	0.00	\$0	0	0.00	\$0
William Bee Ririe	14	2.07	\$8,500	8	2.13	\$9,364	7	2.00	\$12,110	6	2.50	\$15,803	9	4.56	\$21,147
Total	332	2.47	\$15,032	257	2.48	\$15,419	243	2.34	\$16,436	235	2.48	\$18,997	217	2.66	\$19,465
All Counties	4,257	2.93	\$31,205	4,261	2.94	\$34,429	4,319	2.91	\$35,653	4,138	3.05	\$40,126	4,288	3.00	\$42,240

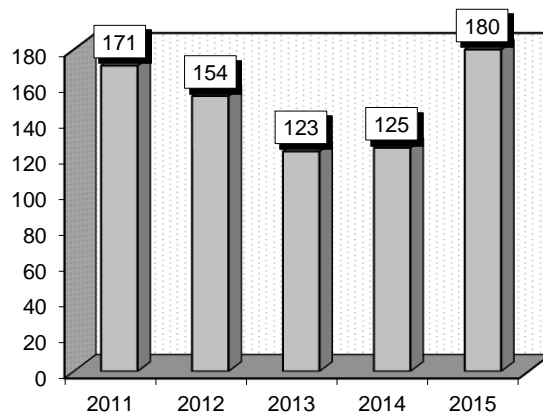
Angina Pectoris (311)

Diagnoses: that frequently accompanied Angina Pectoris were: 1) Intermediate coronary syndrome (4111), 2) Unspecified essential hypertension (4019), 3) Other and unspecified hyperlipidemia (2724), 4) Tobacco use disorder (3051), 5) Diabetes mellitus without mention of complication, type II or unspecified type, not stated as uncontrolled (25000).

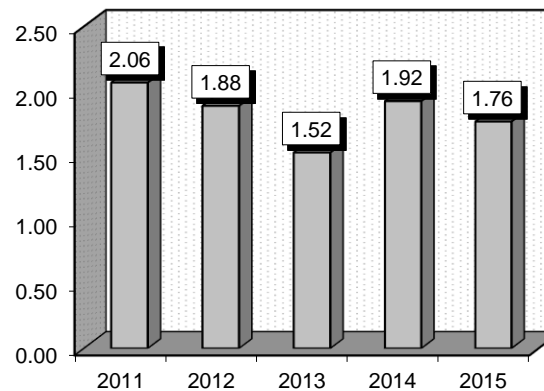
Definitions: **Chest pain:** A physical complaint that requires immediate diagnosis and evaluation. **Angina:** Pain, discomfort, or pressure localized in the chest that is caused by an insufficient supply of blood (ischemia) to the heart muscle. It is also sometimes characterized by a feeling of choking, suffocation, or crushing heaviness. **Diabetes mellitus:** A condition in which the pancreas no longer produces enough insulin or cells stop responding to the insulin that is produced, so that glucose in the blood cannot be absorbed into the cells of the body. **Hyperglycemia:** An abnormally high concentration of glucose in the circulating blood, seen especially in patients with diabetes mellitus. **Ischemia:** An insufficient supply of blood to an organ, usually due to a blocked artery. **Atherosclerosis:** The build up of a waxy plaque on the inside of blood vessels.

Gender	2011			2012			2013			2014			2015		
	Cases	Avg LOS	Avg Bill	Cases	Avg LOS	Avg Bill	Cases	Avg LOS	Avg Bill	Cases	Avg LOS	Avg Bill	Cases	Avg LOS	Avg Bill
Male	97	2.14	\$21,154	87	1.79	\$22,582	68	1.46	\$22,632	67	2.03	\$32,088	100	1.71	\$30,407
Female	74	1.96	\$21,141	67	2.00	\$25,748	55	1.60	\$24,779	58	1.79	\$27,613	80	1.83	\$35,691
Age Group	Cases	Avg LOS	Avg Bill	Cases	Avg LOS	Avg Bill	Cases	Avg LOS	Avg Bill	Cases	Avg LOS	Avg Bill	Cases	Avg LOS	Avg Bill
0-17	0	0.00	\$0	0	0.00	\$0	0	0.00	\$0	0	0.00	\$0	0	0.00	\$0
18-35	2	4.00	\$43,763	4	1.75	\$27,784	5	1.20	\$25,206	1	2.00	\$24,273	4	1.50	\$25,914
36-49	23	1.43	\$20,978	18	1.28	\$23,377	27	1.44	\$22,736	19	1.32	\$29,948	33	1.58	\$34,183
50-64	58	1.72	\$21,224	56	2.09	\$23,141	39	1.36	\$20,844	57	2.07	\$31,746	74	1.61	\$29,486
65+	88	2.41	\$20,629	76	1.88	\$24,499	52	1.71	\$25,942	48	1.98	\$28,097	69	2.03	\$35,976
Total	171	2.06	\$21,148	154	1.88	\$23,959	123	1.52	\$23,592	125	1.92	\$30,012	180	1.76	\$32,756

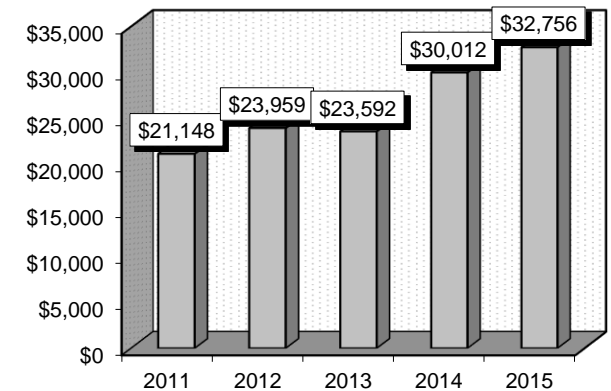
Patient Discharges



Average Length of Stay



Average Billed Charges



County / Hospital	2011			2012			2013			2014			2015		
	Cases	Avg LOS	Avg Bill	Cases	Avg LOS	Avg Bill	Cases	Avg LOS	Avg Bill	Cases	Avg LOS	Avg Bill	Cases	Avg LOS	Avg Bill
Clark															
Centennial Hills	5	1.80	\$31,247	7	2.00	\$40,916	4	1.25	\$21,011	6	3.17	\$22,249	9	5.33	\$88,136
Desert Springs	2	1.50	\$24,308	12	2.25	\$34,074	7	1.57	\$30,058	12	1.75	\$38,663	12	2.00	\$45,019
Mountain View	3	1.67	\$28,127	3	1.00	\$20,757	7	1.57	\$32,564	12	2.33	\$43,800	8	1.88	\$43,762
North Vista	8	3.38	\$41,086	5	1.60	\$33,104	3	1.67	\$23,984	0	0.00	\$0	60	1.08	\$22,705
Southern Hills	0	0.00	\$0	9	1.67	\$25,845	1	3.00	\$25,416	1	1.00	\$17,818	7	1.86	\$35,437
Spring Valley	1	1.00	\$29,460	4	2.50	\$44,892	9	1.22	\$38,679	5	1.20	\$39,353	6	1.50	\$39,174
St. Rose-Rose de Lima	6	1.83	\$32,401	3	2.67	\$33,802	4	2.00	\$24,743	0	0.00	\$0	4	3.00	\$51,068
St. Rose-San Martin	2	3.00	\$27,889	3	1.67	\$30,808	1	1.00	\$21,516	0	0.00	\$0	0	0.00	\$0
St. Rose-Siena	4	1.00	\$20,367	3	1.33	\$32,639	2	1.00	\$27,466	2	1.50	\$34,146	1	5.00	\$53,747
Summerlin	5	1.80	\$24,680	6	1.33	\$23,334	2	2.00	\$45,047	5	1.20	\$35,484	4	1.50	\$41,283
Sunrise	12	1.75	\$39,124	6	1.33	\$37,426	5	1.00	\$20,138	11	2.18	\$47,701	16	1.94	\$46,297
UMC	9	2.33	\$19,126	8	2.13	\$21,348	6	1.50	\$23,803	7	2.57	\$22,721	9	2.11	\$26,059
Valley	19	1.84	\$27,938	12	2.17	\$41,347	20	1.90	\$36,105	12	2.00	\$46,310	8	2.25	\$38,328
Total	76	2.00	\$29,933	81	1.89	\$32,821	71	1.59	\$30,972	73	2.05	\$38,669	144	1.84	\$36,348
Washoe															
Carson Tahoe	4	1.50	\$13,329	4	1.25	\$13,957	1	2.00	\$20,159	7	1.71	\$27,943	6	1.00	\$14,188
Northern Nevada	0	0.00	\$0	0	0.00	\$0	0	0.00	\$0	0	0.00	\$0	1	1.00	\$42,793
Renown Regional	17	2.65	\$21,307	13	2.15	\$18,261	3	1.33	\$23,006	6	2.50	\$23,607	11	1.91	\$24,039
Renown S. Meadows	4	1.25	\$13,932	4	1.75	\$23,354	5	1.00	\$18,985	0	0.00	\$0	1	1.00	\$26,652
Saint Mary's	2	1.00	\$18,207	8	1.13	\$16,981	20	1.35	\$15,421	21	1.38	\$14,520	12	1.25	\$14,060
Sierra Surgery	0	0.00	\$0	0	0.00	\$0	0	0.00	\$0	0	0.00	\$0	0	0.00	\$0
Total	27	2.15	\$18,803	29	1.69	\$18,017	29	1.31	\$16,983	34	1.65	\$18,887	31	1.42	\$18,959
Rural															
Battle Mountain	0	0.00	\$0	0	0.00	\$0	0	0.00	\$0	0	0.00	\$0	0	0.00	\$0
Boulder City	4	1.00	\$4,701	0	0.00	\$0	0	0.00	\$0	0	0.00	\$0	0	0.00	\$0
Carson Valley	1	2.00	\$29,818	0	0.00	\$0	1	1.00	\$5,666	0	0.00	\$0	0	0.00	\$0
Churchill	6	1.33	\$9,392	3	1.33	\$11,091	1	1.00	\$7,163	1	1.00	\$13,908	0	0.00	\$0
Desert View	11	1.55	\$9,271	10	1.50	\$8,962	7	1.86	\$15,263	3	1.00	\$11,553	3	2.00	\$15,000
Grover C. Dils	0	0.00	\$0	0	0.00	\$0	0	0.00	\$0	0	0.00	\$0	0	0.00	\$0
Humboldt	9	1.89	\$13,333	3	1.00	\$7,676	0	0.00	\$0	0	0.00	\$0	0	0.00	\$0
Incline Village	0	0.00	\$0	0	0.00	\$0	0	0.00	\$0	0	0.00	\$0	0	0.00	\$0
Mesa View	2	1.00	\$11,808	1	1.00	\$9,717	0	0.00	\$0	0	0.00	\$0	0	0.00	\$0
Mount Grant	20	3.45	\$11,931	18	2.61	\$8,090	13	1.54	\$5,684	8	2.38	\$8,483	0	0.00	\$0
Northeastern	8	1.50	\$20,703	6	2.33	\$29,756	1	1.00	\$16,734	6	1.83	\$28,338	1	1.00	\$18,015
Nye	5	2.00	\$12,818	3	1.33	\$9,636	0	0.00	\$0	0	0.00	\$0	0	0.00	\$0
Pershing	0	0.00	\$0	0	0.00	\$0	0	0.00	\$0	0	0.00	\$0	0	0.00	\$0
South Lyon	1	1.00	\$11,000	0	0.00	\$0	0	0.00	\$0	0	0.00	\$0	0	0.00	\$0
William Bee Ririe	1	1.00	\$3,904	0	0.00	\$0	0	0.00	\$0	0	0.00	\$0	1	1.00	\$11,245
Total	68	2.10	\$12,262	44	2.00	\$11,561	23	1.57	\$9,144	18	1.89	\$15,914	5	1.60	\$14,852
All Counties	171	2.06	\$21,148	154	1.88	\$23,959	123	1.52	\$23,592	125	1.92	\$30,012	180	1.76	\$32,756

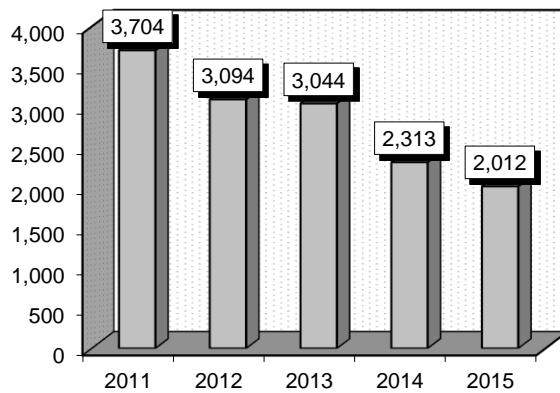
Chest Pain (313)

Diagnoses: that frequently accompanied Chest Pain were: 1) Unspecified essential hypertension (4019), 2) Tobacco use disorder (3051), 3) Other and unspecified hyperlipidemia (2724), 4) Diabetes mellitus without mention of complication, type II or unspecified type, not stated as uncontrolled (25000), 5) Coronary atherosclerosis of native coronary artery (41401).

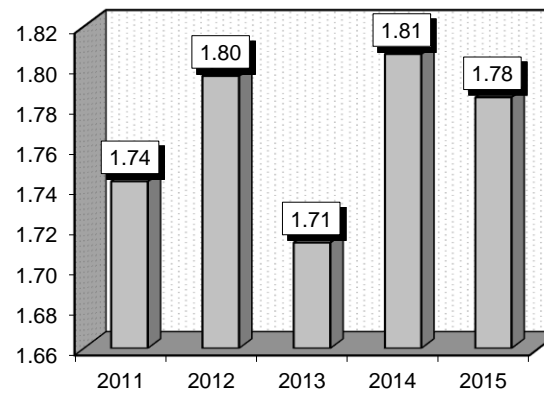
Definitions: Chest pain: A physical complaint that requires immediate diagnosis and evaluation. **Angina:** Pain, discomfort, or pressure localized in the chest that is caused by an insufficient supply of blood (ischemia) to the heart muscle. It is also sometimes characterized by a feeling of choking, suffocation, or crushing heaviness. **Aortic dissection:** A serious condition in which the inner layer of the aorta, the large blood vessel branching off the heart, tears. Blood surges through the tear, causing the inner and middle layers of the aorta to separate (dissect). **Hypertension:** High blood pressure. **Hyperlipidemia:** An abnormally high concentration of fats or lipids in the blood. **Diabetes mellitus:** A condition in which the pancreas no longer produces enough insulin or cells stop responding to the insulin that is produced, so that glucose in the blood cannot be absorbed into the cells of the body. **Hyperglycemia:** An abnormally high concentration of glucose in the circulating blood, seen especially in patients with diabetes mellitus. **Ischemia:** An insufficient supply of blood to an organ, usually due to a blocked artery.

Gender	2011			2012			2013			2014			2015		
	Cases	Avg LOS	Avg Bill	Cases	Avg LOS	Avg Bill	Cases	Avg LOS	Avg Bill	Cases	Avg LOS	Avg Bill	Cases	Avg LOS	Avg Bill
Male	1,802	1.73	\$25,589	1,517	1.80	\$28,118	1,558	1.71	\$27,712	1,146	1.85	\$32,837	1,011	1.84	\$35,452
Female	1,902	1.75	\$26,305	1,577	1.79	\$29,356	1,486	1.72	\$29,402	1,167	1.76	\$33,210	1,001	1.73	\$37,406
Age Group	Cases	Avg LOS	Avg Bill	Cases	Avg LOS	Avg Bill	Cases	Avg LOS	Avg Bill	Cases	Avg LOS	Avg Bill	Cases	Avg LOS	Avg Bill
0-17	5	1.20	\$9,586	5	1.20	\$17,790	7	2.29	\$22,149	0	0.00	\$0	1	1.00	\$17,684
18-35	179	1.64	\$25,602	146	1.73	\$27,780	153	1.82	\$26,120	96	1.68	\$30,409	97	2.24	\$44,473
36-49	763	1.65	\$26,053	629	1.68	\$28,577	670	1.61	\$28,873	462	1.68	\$32,645	432	1.68	\$36,194
50-64	1,329	1.74	\$25,777	1,155	1.78	\$29,335	1,198	1.67	\$28,421	970	1.82	\$32,709	780	1.59	\$33,204
65+	1,428	1.82	\$26,174	1,159	1.89	\$28,427	1,016	1.81	\$28,860	785	1.88	\$33,959	702	2.00	\$39,059
Total	3,704	1.74	\$25,957	3,094	1.80	\$28,749	3,044	1.71	\$28,537	2,313	1.81	\$33,025	2,012	1.78	\$36,424

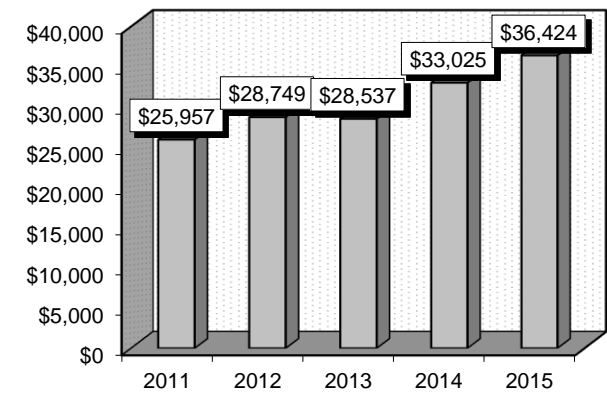
Patient Discharges



Average Length of Stay



Average Billed Charges



County / Hospital	2011			2012			2013			2014			2015		
	Cases	Avg LOS	Avg Bill	Cases	Avg LOS	Avg Bill	Cases	Avg LOS	Avg Bill	Cases	Avg LOS	Avg Bill	Cases	Avg LOS	Avg Bill
Clark															
Centennial Hills	200	1.60	\$29,548	147	1.97	\$37,728	191	1.63	\$38,022	106	1.56	\$40,513	111	1.47	\$39,998
Desert Springs	313	1.82	\$29,980	308	2.06	\$33,609	342	1.85	\$31,546	218	1.92	\$40,817	171	1.83	\$42,634
Mountain View	338	1.76	\$31,151	352	1.61	\$33,204	255	1.87	\$38,050	217	2.10	\$45,790	191	2.12	\$50,924
North Vista	58	1.81	\$28,017	68	2.18	\$26,011	65	1.80	\$24,512	33	1.45	\$24,042	120	1.18	\$22,265
Southern Hills	95	1.37	\$21,269	135	1.33	\$22,492	83	1.37	\$25,246	72	1.42	\$29,391	47	1.43	\$32,462
Spring Valley	207	1.62	\$37,002	186	2.49	\$42,226	188	1.71	\$32,428	129	1.66	\$44,746	113	1.76	\$50,875
St. Rose-Rose de Lima	87	1.61	\$25,140	62	2.00	\$31,036	81	1.63	\$30,224	41	1.51	\$34,310	14	2.07	\$48,732
St. Rose-San Martin	115	1.82	\$22,952	63	1.71	\$24,752	63	1.76	\$28,837	26	1.77	\$38,162	26	1.73	\$43,807
St. Rose-Siena	82	1.67	\$27,164	56	1.71	\$30,018	58	1.43	\$30,122	34	2.00	\$34,321	34	1.88	\$42,946
Summerlin	246	1.67	\$29,977	212	2.32	\$35,025	173	2.36	\$35,612	139	2.42	\$38,927	148	2.21	\$42,682
Sunrise	298	2.04	\$34,760	300	1.64	\$35,651	233	1.78	\$39,174	218	2.38	\$50,351	219	2.54	\$53,732
UMC	353	1.75	\$20,175	208	1.79	\$22,115	267	1.95	\$21,376	182	1.85	\$21,534	109	2.10	\$28,763
Valley	310	1.85	\$31,081	254	1.90	\$34,622	312	1.62	\$33,997	216	2.10	\$43,341	185	1.87	\$41,826
Total	2,702	1.76	\$29,116	2,351	1.89	\$32,720	2,311	1.79	\$32,520	1,631	1.98	\$39,880	1,488	1.94	\$42,770
Washoe															
Carson Tahoe	70	1.81	\$18,631	49	1.84	\$19,237	61	1.75	\$20,266	87	1.29	\$15,904	126	1.26	\$17,665
Northern Nevada	15	1.87	\$23,737	9	1.44	\$29,327	11	1.18	\$23,724	6	1.50	\$35,902	7	1.14	\$31,297
Renown Regional	430	1.85	\$22,670	234	1.53	\$20,371	110	1.62	\$21,576	63	2.03	\$25,049	49	2.02	\$27,536
Renown S. Meadows	57	1.26	\$21,383	60	1.43	\$20,602	18	1.17	\$21,494	12	1.42	\$21,382	4	1.25	\$24,318
Saint Mary's	30	2.17	\$21,372	145	1.24	\$15,281	333	1.26	\$14,951	413	1.24	\$15,636	301	1.24	\$16,880
Sierra Surgery	0	0.00	\$0	0	0.00	\$0	0	0.00	\$0	0	0.00	\$0	0	0.00	\$0
Total	602	1.81	\$22,040	497	1.46	\$18,964	533	1.39	\$17,329	581	1.34	\$17,024	487	1.32	\$18,424
Rural															
Battle Mountain	0	0.00	\$0	0	0.00	\$0	1	2.00	\$2,735	0	0.00	\$0	1	1.00	\$3,051
Boulder City	11	1.82	\$7,838	3	2.67	\$16,625	3	1.00	\$19,145	2	2.00	\$9,044	0	0.00	\$0
Carson Valley	5	1.40	\$15,322	6	1.17	\$15,061	2	2.00	\$9,074	1	2.00	\$28,690	2	1.50	\$18,810
Churchill	63	1.51	\$11,800	62	1.27	\$9,888	18	1.50	\$13,538	11	1.55	\$13,446	2	1.00	\$11,049
Desert View	177	1.66	\$9,107	94	1.59	\$8,765	95	1.79	\$12,819	34	1.53	\$13,114	14	1.43	\$12,384
Grover C. Dils	0	0.00	\$0	0	0.00	\$0	0	0.00	\$0	0	0.00	\$0	0	0.00	\$0
Humboldt	52	1.46	\$12,922	41	1.78	\$13,772	28	1.54	\$13,671	16	1.94	\$15,153	2	2.00	\$16,068
Incline Village	0	0.00	\$0	0	0.00	\$0	0	0.00	\$0	0	0.00	\$0	0	0.00	\$0
Mesa View	38	1.26	\$8,773	1	2.00	\$6,393	2	1.00	\$4,226	3	1.33	\$5,499	1	2.00	\$19,911
Mount Grant	11	1.45	\$4,080	10	2.10	\$6,335	6	2.00	\$7,914	10	2.80	\$11,441	1	3.00	\$10,539
Northeastern	26	1.38	\$18,375	15	1.53	\$17,802	20	1.80	\$20,185	23	1.52	\$18,243	12	2.00	\$29,754
Nye	10	1.30	\$9,130	6	1.00	\$7,391	24	1.04	\$3,413	0	0.00	\$0	0	0.00	\$0
Pershing	0	0.00	\$0	1	1.00	\$4,186	0	0.00	\$0	0	0.00	\$0	0	0.00	\$0
South Lyon	1	1.00	\$3,104	1	1.00	\$6,358	0	0.00	\$0	0	0.00	\$0	2	2.00	\$7,710
William Bee Ririe	6	1.67	\$10,524	6	1.17	\$10,925	1	1.00	\$12,759	1	2.00	\$17,638	0	0.00	\$0
Total	400	1.54	\$10,509	246	1.53	\$10,565	200	1.63	\$12,384	101	1.73	\$14,368	37	1.70	\$18,140
All Counties	3,704	1.74	\$25,957	3,094	1.80	\$28,749	3,044	1.71	\$28,537	2,313	1.81	\$33,025	2,012	1.78	\$36,424

Stomach, Esophageal & Duodenal Procedures (326-328)

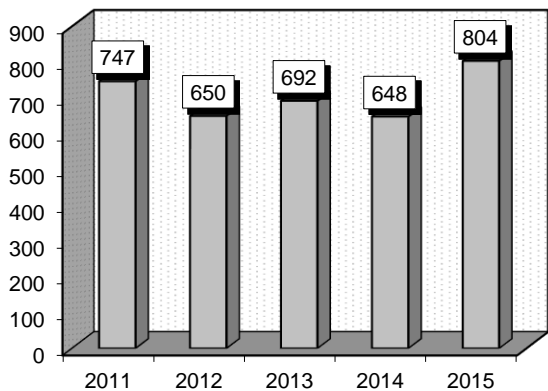
Diagnoses: that frequently accompanied Stomach, Esophageal & Duodenal Procedures were: 1) Unspecified essential hypertension (4019), 2) Hypopotassemia (2768), 3) Acute posthemorrhagic anemia (2851), 4) Other and unspecified hyperlipidemia (2724).

Procedures: that frequently accompanied Stomach, Esophageal & Duodenal Procedures were: 1) Venous catheterization, not elsewhere classified (3893), 2) Transfusion of packed cells (9904), 3) Parenteral infusion of concentrated nutritional substances (9915), 4) Laparoscopic procedures for creation of esophagogastric sphincteric competence (4467), 5) Laparoscopic repair of diaphragmatic hernia, abdominal approach (5371).

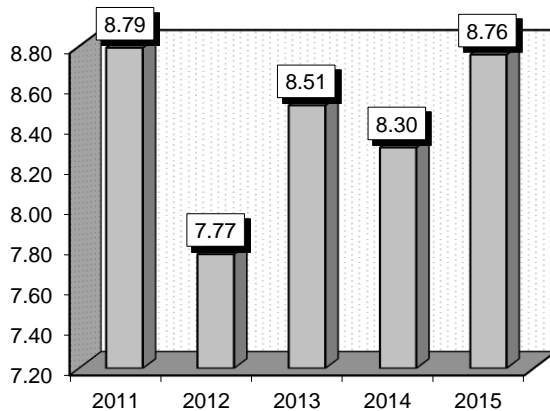
Definitions: Esophagus: The musculomembranous passage extending from the pharynx to the stomach. **Duodenal:** Refers to the duodenum, or the first part of the small intestine. **Jejunum:** The middle part of the small intestine, connecting the duodenum and the ileum. **Ileum:** The lower-third distal portion of the small intestine, extending from the jejunum to the cecum. **Cecum:** A pouchlike structure or cul-de-sac constituting the first part of the large intestine. It is inferior to the junction of the ascending colon and joins the ileum, the last segment of the small intestine, at the ileocecal valve. **Pyloric sphincter:** A sphincter at the opening from the stomach into the duodenum. It is usually closed, opening only for a moment when a peristaltic wave passes over it. **Pyloric stenosis:** A narrowing of the pyloric sphincter at the outlet of the stomach, causing an obstruction that blocks the flow of food into the small intestine. **Pyloromyotomy:** Longitudinal incision through the anterior wall of the pyloric canal to the level of the submucosa, to treat hypertrophic pyloric stenosis. **Anastomosis:** A connection made surgically between adjacent blood vessels, parts of the intestine, or other channels of the body, or the operation in which this is constructed.

Gender	2011			2012			2013			2014			2015		
	Cases	Avg LOS	Avg Bill	Cases	Avg LOS	Avg Bill	Cases	Avg LOS	Avg Bill	Cases	Avg LOS	Avg Bill	Cases	Avg LOS	Avg Bill
Male	363	9.12	\$126,391	314	8.30	\$118,254	327	9.99	\$150,956	286	8.72	\$149,727	349	9.33	\$169,522
Female	384	8.48	\$117,221	336	7.27	\$108,668	365	7.18	\$117,422	362	7.96	\$126,653	455	8.33	\$148,154
Age Group	Cases	Avg LOS	Avg Bill	Cases	Avg LOS	Avg Bill	Cases	Avg LOS	Avg Bill	Cases	Avg LOS	Avg Bill	Cases	Avg LOS	Avg Bill
0-17	114	5.41	\$48,233	91	5.56	\$47,880	84	8.26	\$99,922	80	7.45	\$71,769	89	9.37	\$117,128
18-35	45	6.73	\$90,712	62	5.58	\$84,282	55	6.49	\$101,382	37	6.46	\$102,458	68	5.22	\$112,654
36-49	90	6.90	\$104,861	87	7.36	\$100,732	89	9.85	\$150,385	104	8.35	\$137,877	130	6.69	\$139,029
50-64	221	8.33	\$116,966	174	7.80	\$112,496	210	7.97	\$128,516	173	9.40	\$161,718	217	9.56	\$174,666
65+	277	11.51	\$166,156	236	9.32	\$151,371	254	9.00	\$149,133	254	8.06	\$144,966	300	9.70	\$175,041
Total	747	8.79	\$121,677	650	7.77	\$113,299	692	8.51	\$133,269	648	8.30	\$136,837	804	8.76	\$157,430

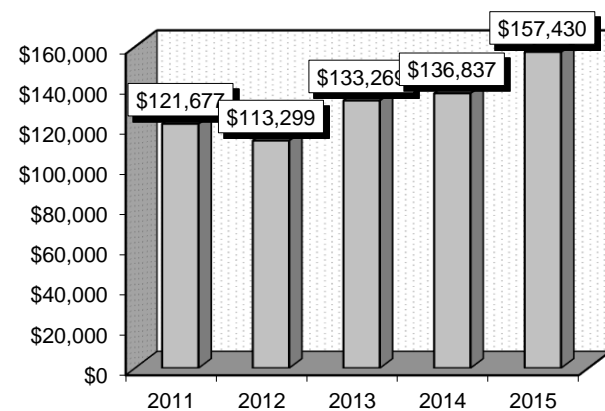
Patient Discharges



Average Length of Stay



Average Billed Charges



County / Hospital	2011			2012			2013			2014			2015		
	Cases	Avg LOS	Avg Bill	Cases	Avg LOS	Avg Bill	Cases	Avg LOS	Avg Bill	Cases	Avg LOS	Avg Bill	Cases	Avg LOS	Avg Bill
Clark															
Centennial Hills	20	11.75	\$216,363	20	6.90	\$125,693	18	8.67	\$171,429	19	7.89	\$189,159	27	5.70	\$163,991
Desert Springs	35	7.17	\$128,628	20	8.60	\$170,746	35	11.31	\$211,636	29	10.86	\$212,238	71	6.35	\$149,779
Mountain View	38	5.45	\$103,290	64	4.95	\$108,273	41	6.54	\$153,017	42	8.02	\$185,562	46	10.15	\$249,273
North Vista	13	3.69	\$47,671	8	8.88	\$180,666	15	7.47	\$99,053	21	6.43	\$108,533	16	4.50	\$65,753
Southern Hills	12	9.58	\$145,634	7	6.14	\$93,379	11	7.64	\$144,299	6	17.50	\$400,312	9	15.00	\$342,393
Spring Valley	26	10.96	\$195,713	28	8.89	\$145,012	39	9.56	\$181,263	44	8.50	\$164,886	48	8.77	\$227,271
St. Rose-Rose de Lima	12	7.33	\$90,202	15	6.80	\$108,284	12	10.42	\$187,731	9	10.22	\$175,794	8	6.88	\$122,204
St. Rose-San Martin	55	12.36	\$192,327	39	11.62	\$167,534	36	9.44	\$142,220	21	10.52	\$166,138	26	10.27	\$151,365
St. Rose-Siena	39	11.21	\$133,846	34	8.97	\$100,632	36	11.08	\$155,314	37	10.38	\$146,919	40	11.45	\$166,113
Summerlin	39	5.87	\$109,008	28	4.36	\$100,398	52	6.13	\$140,215	35	7.69	\$210,309	32	8.44	\$206,575
Sunrise	87	10.11	\$135,424	76	9.88	\$143,960	78	10.97	\$175,015	78	8.10	\$136,526	105	11.18	\$226,120
UMC	82	10.94	\$136,739	68	10.37	\$137,175	65	10.62	\$138,927	62	10.73	\$132,159	58	16.21	\$237,920
Valley	41	15.00	\$236,997	35	11.20	\$197,724	28	10.54	\$217,284	25	11.12	\$270,216	23	11.13	\$289,392
Total	499	9.95	\$148,403	442	8.64	\$137,099	466	9.47	\$162,939	428	9.25	\$170,432	509	10.06	\$204,199
Washoe															
Carson Tahoe	19	7.68	\$88,263	15	6.87	\$82,970	15	8.13	\$97,979	18	9.11	\$103,584	33	5.79	\$74,224
Northern Nevada	12	5.17	\$77,919	14	3.93	\$67,454	27	5.56	\$90,780	16	4.94	\$72,704	23	3.96	\$81,144
Renown Regional	100	7.72	\$64,114	83	7.07	\$60,300	81	8.74	\$82,922	88	8.41	\$77,616	130	8.36	\$81,231
Renown S. Meadows	17	5.41	\$46,216	17	4.76	\$48,971	16	4.50	\$45,283	20	2.05	\$32,570	14	3.79	\$55,097
Saint Mary's	78	5.49	\$75,712	60	5.12	\$65,698	69	4.87	\$59,672	60	4.95	\$70,146	87	5.24	\$74,249
Sierra Surgery	7	1.86	\$22,244	4	3.25	\$25,165	6	3.50	\$33,192	6	2.33	\$26,486	3	2.00	\$22,003
Total	233	6.49	\$68,113	193	5.94	\$62,533	214	6.58	\$73,264	208	6.42	\$71,524	290	6.50	\$76,458
Rural															
Battle Mountain	0	0.00	\$0	0	0.00	\$0	0	0.00	\$0	0	0.00	\$0	0	0.00	\$0
Boulder City	0	0.00	\$0	0	0.00	\$0	0	0.00	\$0	0	0.00	\$0	0	0.00	\$0
Carson Valley	5	3.20	\$41,695	4	4.75	\$53,300	3	5.33	\$42,219	6	10.67	\$94,657	1	2.00	\$52,563
Churchill	3	9.67	\$82,692	1	5.00	\$33,592	1	15.00	\$100,187	2	3.00	\$38,547	1	12.00	\$102,854
Desert View	0	0.00	\$0	0	0.00	\$0	1	3.00	\$58,870	0	0.00	\$0	1	8.00	\$68,094
Grover C. Dils	0	0.00	\$0	0	0.00	\$0	0	0.00	\$0	0	0.00	\$0	0	0.00	\$0
Humboldt	1	11.00	\$98,500	1	16.00	\$296,429	1	7.00	\$72,281	4	3.75	\$50,842	2	8.50	\$119,987
Incline Village	0	0.00	\$0	0	0.00	\$0	0	0.00	\$0	0	0.00	\$0	0	0.00	\$0
Mesa View	2	4.50	\$35,448	1	3.00	\$35,842	1	3.00	\$28,665	0	0.00	\$0	0	0.00	\$0
Mount Grant	0	0.00	\$0	0	0.00	\$0	0	0.00	\$0	0	0.00	\$0	0	0.00	\$0
Northeastern	4	6.00	\$85,817	8	5.00	\$49,847	5	4.20	\$45,434	0	0.00	\$0	0	0.00	\$0
Nye	0	0.00	\$0	0	0.00	\$0	0	0.00	\$0	0	0.00	\$0	0	0.00	\$0
Pershing	0	0.00	\$0	0	0.00	\$0	0	0.00	\$0	0	0.00	\$0	0	0.00	\$0
South Lyon	0	0.00	\$0	0	0.00	\$0	0	0.00	\$0	0	0.00	\$0	0	0.00	\$0
William Bee Ririe	0	0.00	\$0	0	0.00	\$0	0	0.00	\$0	0	0.00	\$0	0	0.00	\$0
Total	15	5.93	\$64,614	15	5.53	\$65,189	12	5.42	\$51,153	12	7.08	\$70,700	5	7.80	\$92,697
All Counties	747	8.79	\$121,677	650	7.77	\$113,299	692	8.51	\$133,269	648	8.30	\$136,837	804	8.76	\$157,430

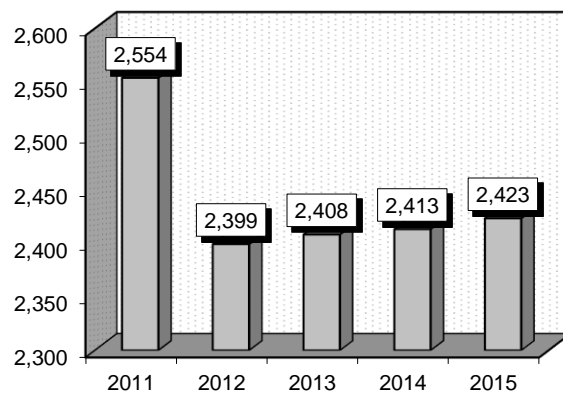
Major Small & Large Bowel Procedures (329-331)

Procedures: that frequently accompanied Major Small & Large Bowel Procedures were: 1) Other lysis of peritoneal adhesions (5459), 2) Other partial resection of small intestine (4562), 3) Open and other right hemicolectomy (4573), 4) Transfusion of packed cells (9904), 5) Open and other sigmoidectomy (4576), 6) Laparoscopic right hemicolectomy (1733), 7) Other small-to-large intestinal anastomosis (4593), 8) Laparoscopic sigmoidectomy (1736), 9) Colostomy, not otherwise specified (4610).

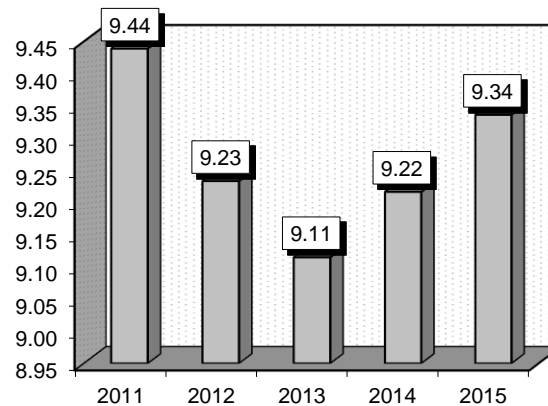
Definitions: **Sigmoidectomy:** Surgical removal of part or all of the sigmoid colon (usually to remove a malignant tumor). **Sigmoid colon:** The S-shaped part of the large intestine between the descending colon and rectum. **Hemicolectomy:** Surgical removal of the right or left side of the colon. **Excision:** Surgical removal by cutting. **Resection:** A procedure performed for the specific purpose of removal of a significant part of an organ or bodily structure; may be partial or complete. **Colostomy:** A surgical procedure where a portion of the large intestine is brought through the abdominal wall to carry stool out of the body. **Stoma:** An artificial opening between two cavities or canals, or between such and the surface of the body. **Lysis:** Destruction or decomposition, as of a cell or other substance, under influence of a specific agent. **Peritoneum:** The serous membrane lining the cavity of the abdomen and covering the abdominal organs. **Anastomosis:** A connection made surgically between adjacent blood vessels, parts of the intestine, or other channels of the body, or the operation in which this is constructed.

Gender	2011			2012			2013			2014			2015		
	Cases	Avg LOS	Avg Bill	Cases	Avg LOS	Avg Bill	Cases	Avg LOS	Avg Bill	Cases	Avg LOS	Avg Bill	Cases	Avg LOS	Avg Bill
Male	1,206	9.66	\$125,145	1,172	9.54	\$133,691	1,075	9.30	\$136,997	1,127	9.07	\$140,808	1,171	9.14	\$160,937
Female	1,348	9.25	\$115,706	1,227	8.94	\$122,975	1,333	8.97	\$127,589	1,286	9.35	\$144,865	1,252	9.52	\$161,559
Age Group	Cases	Avg LOS	Avg Bill	Cases	Avg LOS	Avg Bill	Cases	Avg LOS	Avg Bill	Cases	Avg LOS	Avg Bill	Cases	Avg LOS	Avg Bill
0-17	42	13.12	\$139,150	56	12.04	\$102,261	49	10.76	\$114,654	70	16.07	\$192,801	49	13.27	\$152,458
18-35	110	8.29	\$94,617	124	8.28	\$107,707	118	7.73	\$96,058	146	9.58	\$141,787	141	9.31	\$170,426
36-49	331	8.56	\$103,534	291	9.49	\$127,369	286	7.94	\$114,261	288	8.62	\$134,688	306	9.27	\$155,585
50-64	816	9.37	\$111,542	720	8.93	\$125,320	760	9.65	\$136,473	781	8.84	\$133,100	784	8.44	\$153,157
65+	1,255	9.70	\$131,758	1,208	9.32	\$133,443	1,195	9.12	\$137,236	1,128	9.16	\$148,979	1,143	9.80	\$167,581
Total	2,554	9.44	\$120,163	2,399	9.23	\$128,210	2,408	9.11	\$131,789	2,413	9.22	\$142,970	2,423	9.34	\$161,259

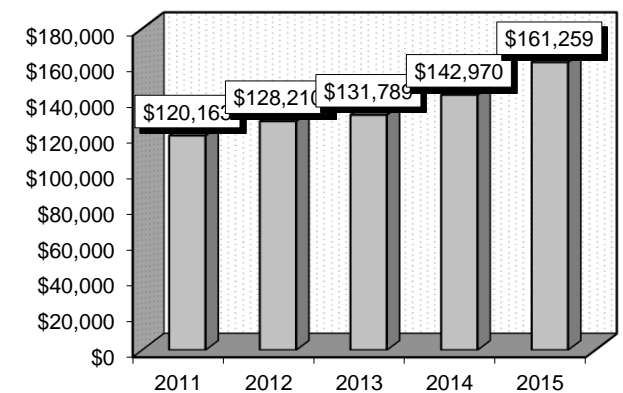
Patient Discharges



Average Length of Stay



Average Billed Charges



County / Hospital	2011			2012			2013			2014			2015		
	Cases	Avg LOS	Avg Bill	Cases	Avg LOS	Avg Bill	Cases	Avg LOS	Avg Bill	Cases	Avg LOS	Avg Bill	Cases	Avg LOS	Avg Bill
Clark															
Centennial Hills	75	8.96	\$139,054	80	11.04	\$198,981	75	8.23	\$171,027	75	9.00	\$186,890	75	9.49	\$215,952
Desert Springs	119	10.11	\$162,128	100	9.54	\$156,012	78	12.01	\$211,727	77	12.04	\$225,147	84	10.11	\$213,675
Mountain View	185	8.58	\$127,710	227	7.27	\$119,855	276	9.13	\$155,849	280	8.16	\$151,313	293	9.62	\$198,124
North Vista	22	9.45	\$143,594	20	8.40	\$121,602	26	10.88	\$145,258	39	12.31	\$141,504	11	7.00	\$75,711
Southern Hills	89	9.01	\$120,905	94	8.27	\$125,456	73	9.37	\$149,401	80	11.31	\$190,745	64	13.50	\$234,285
Spring Valley	159	7.73	\$118,363	138	8.29	\$137,262	164	7.36	\$122,377	174	8.38	\$157,667	190	8.39	\$189,629
St. Rose-Rose de Lima	78	9.55	\$111,543	58	11.07	\$133,029	43	10.40	\$143,899	37	9.70	\$151,152	43	10.02	\$165,839
St. Rose-San Martin	119	10.13	\$140,049	113	10.35	\$141,779	118	9.01	\$132,525	104	9.02	\$135,345	116	10.03	\$146,695
St. Rose-Siena	220	9.06	\$111,357	165	9.40	\$153,360	160	8.94	\$117,108	165	9.45	\$124,766	153	9.42	\$134,246
Summerlin	173	10.48	\$178,379	156	9.12	\$163,723	166	10.01	\$203,632	154	10.51	\$217,800	133	9.43	\$217,075
Sunrise	195	10.30	\$158,824	156	10.67	\$174,027	167	10.95	\$190,341	228	10.14	\$196,814	222	11.71	\$224,569
UMC	216	14.12	\$153,324	240	13.74	\$163,872	216	10.39	\$140,749	191	11.61	\$150,714	209	10.84	\$189,288
Valley	132	8.11	\$132,396	119	9.67	\$178,985	94	10.09	\$182,220	97	10.53	\$210,160	129	9.85	\$217,025
Total	1,782	9.87	\$139,381	1,666	9.89	\$152,613	1,656	9.58	\$157,483	1,701	9.85	\$170,356	1,722	10.07	\$194,554
Washoe															
Carson Tahoe	85	9.07	\$93,042	80	9.06	\$103,748	72	9.01	\$98,522	79	8.58	\$88,354	96	7.08	\$71,925
Northern Nevada	52	7.21	\$80,423	41	8.22	\$95,931	31	8.39	\$99,795	44	9.34	\$123,619	49	8.69	\$116,138
Renown Regional	283	10.30	\$81,622	313	8.03	\$65,154	354	8.65	\$73,296	345	7.72	\$70,950	340	8.09	\$76,636
Renown S. Meadows	16	6.81	\$71,090	24	7.88	\$74,277	41	7.00	\$61,607	13	8.54	\$73,760	23	6.65	\$66,155
Saint Mary's	210	7.59	\$76,117	165	7.79	\$80,621	161	7.98	\$77,903	134	7.43	\$85,372	138	6.78	\$87,380
Sierra Surgery	50	3.52	\$25,631	52	3.87	\$31,142	35	4.77	\$37,286	26	4.35	\$39,923	4	2.75	\$31,919
Total	696	8.54	\$77,002	675	7.78	\$73,082	694	8.23	\$75,659	641	7.76	\$78,524	650	7.62	\$80,553
Rural															
Battle Mountain	0	0.00	\$0	0	0.00	\$0	0	0.00	\$0	0	0.00	\$0	0	0.00	\$0
Boulder City	0	0.00	\$0	0	0.00	\$0	0	0.00	\$0	0	0.00	\$0	0	0.00	\$0
Carson Valley	17	7.29	\$73,371	16	8.38	\$88,422	13	7.38	\$99,825	24	7.67	\$74,669	12	6.08	\$58,275
Churchill	13	10.46	\$72,917	9	10.00	\$76,798	10	5.40	\$53,232	14	8.93	\$78,063	15	6.13	\$64,036
Desert View	2	2.50	\$27,538	0	0.00	\$0	4	7.50	\$87,325	2	2.50	\$58,915	1	5.00	\$107,582
Grover C. Dils	0	0.00	\$0	0	0.00	\$0	0	0.00	\$0	0	0.00	\$0	0	0.00	\$0
Humboldt	10	8.50	\$64,400	3	9.00	\$85,559	7	6.86	\$51,584	7	7.71	\$55,290	8	8.50	\$82,397
Incline Village	0	0.00	\$0	0	0.00	\$0	0	0.00	\$0	0	0.00	\$0	0	0.00	\$0
Mesa View	12	7.08	\$53,189	8	3.88	\$34,648	7	6.00	\$48,642	5	4.20	\$36,364	7	7.14	\$70,442
Mount Grant	0	0.00	\$0	0	0.00	\$0	0	0.00	\$0	0	0.00	\$0	0	0.00	\$0
Northeastern	21	6.81	\$64,637	22	6.50	\$61,526	17	5.65	\$68,664	19	6.37	\$68,769	8	4.38	\$53,524
Nye	0	0.00	\$0	0	0.00	\$0	0	0.00	\$0	0	0.00	\$0	0	0.00	\$0
Pershing	0	0.00	\$0	0	0.00	\$0	0	0.00	\$0	0	0.00	\$0	0	0.00	\$0
South Lyon	0	0.00	\$0	0	0.00	\$0	0	0.00	\$0	0	0.00	\$0	0	0.00	\$0
William Bee Ririe	1	1.00	\$36,502	0	0.00	\$0	0	0.00	\$0	0	0.00	\$0	0	0.00	\$0
Total	76	7.62	\$64,822	58	7.33	\$68,851	58	6.31	\$69,797	71	7.18	\$68,708	51	6.33	\$65,645
All Counties	2,554	9.44	\$120,163	2,399	9.23	\$128,210	2,408	9.11	\$131,789	2,413	9.22	\$142,970	2,423	9.34	\$161,259

Rectal Resection (332-334)

Procedures: that frequently accompanied Rectal Resection were: 1) Other anterior resection of rectum (4863), 2) Laparoscopic robotic assisted procedure (1742), 3) Rigid proctosigmoidoscopy (4823), 4) Transfusion of packed cells (9904).

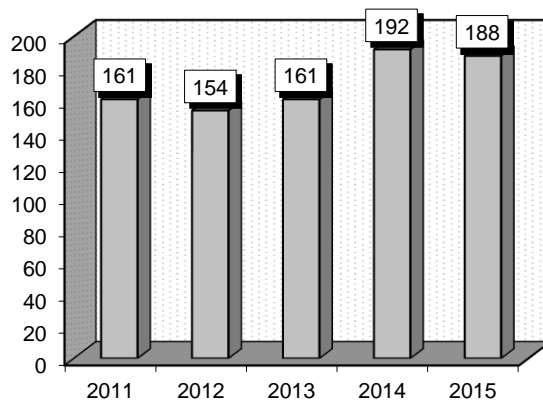
Definitions: Resection: A procedure performed for the specific purpose of removal of a significant part of an organ or bodily structure; may be partial or complete.

Proctosigmoidoscopy: An examination of the rectum and the lower part of the colon using a thin, lighted instrument called a sigmoidoscope. **Transfusion:** Transfer of blood or a blood component from one person (donor) to another (recipient). **Anterior:** Denoting the front surface of the body; often used to indicate the position of one structure relative to another, that is, situated nearer the front part of the body. **Colostomy:** A surgical procedure where a portion of the large intestine is brought through the abdominal wall to carry stool out of the body. **Stoma:** An artificial opening between two cavities or canals, or between such and the surface of the body. **Lysis:** Destruction or decomposition, as of a cell or other substance, under influence of a specific agent. **Peritoneum:** The serous membrane lining the cavity of the abdomen and covering the abdominal organs.

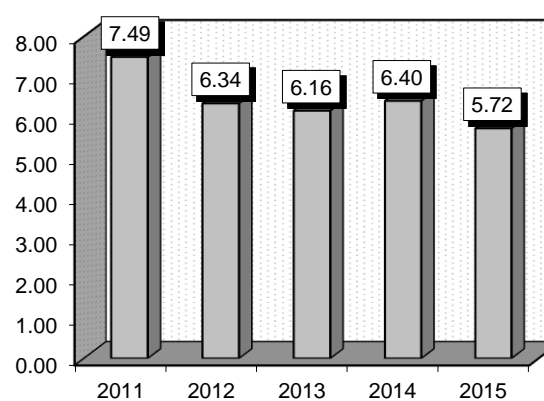
Comment: Rectal resections are performed to repair damage caused to the rectum by diseases of the lower intestinal tract.

Gender	2011			2012			2013			2014			2015		
	Cases	Avg LOS	Avg Bill	Cases	Avg LOS	Avg Bill	Cases	Avg LOS	Avg Bill	Cases	Avg LOS	Avg Bill	Cases	Avg LOS	Avg Bill
Male	73	7.70	\$92,204	78	6.85	\$91,301	76	6.88	\$102,301	88	6.39	\$119,160	92	6.68	\$124,065
Female	88	7.32	\$82,231	76	5.82	\$74,089	85	5.51	\$87,905	104	6.41	\$107,720	96	4.79	\$89,172
Age Group	Cases	Avg LOS	Avg Bill	Cases	Avg LOS	Avg Bill	Cases	Avg LOS	Avg Bill	Cases	Avg LOS	Avg Bill	Cases	Avg LOS	Avg Bill
0-17	9	7.67	\$61,549	7	4.43	\$36,863	8	4.50	\$42,126	9	9.00	\$111,318	11	3.45	\$44,816
18-35	0	0.00	\$0	0	0.00	\$0	1	5.00	\$77,977	3	3.67	\$69,732	4	4.75	\$127,230
36-49	11	6.55	\$73,060	13	7.69	\$78,882	13	6.62	\$79,772	13	5.69	\$98,851	20	5.30	\$104,501
50-64	59	6.76	\$80,613	51	5.71	\$77,699	49	6.31	\$103,805	79	6.35	\$126,960	57	5.02	\$97,575
65+	82	8.12	\$95,774	83	6.67	\$90,435	90	6.17	\$96,759	88	6.38	\$104,125	96	6.52	\$117,924
Total	161	7.49	\$86,753	154	6.34	\$82,807	161	6.16	\$94,700	192	6.40	\$112,963	188	5.72	\$106,247

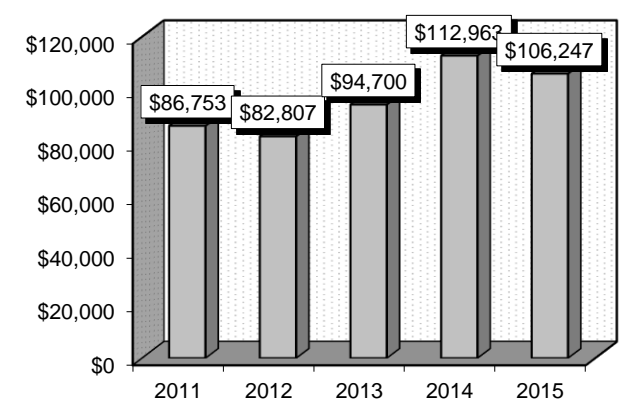
Patient Discharges



Average Length of Stay



Average Billed Charges



County / Hospital	2011			2012			2013			2014			2015		
	Cases	Avg LOS	Avg Bill	Cases	Avg LOS	Avg Bill	Cases	Avg LOS	Avg Bill	Cases	Avg LOS	Avg Bill	Cases	Avg LOS	Avg Bill
Clark															
Centennial Hills	1	5.00	\$57,504	0	0.00	\$0	0	0.00	\$0	0	0.00	\$0	0	0.00	\$0
Desert Springs	3	6.00	\$96,278	1	16.00	\$249,921	1	20.00	\$204,932	1	21.00	\$290,460	0	0.00	\$0
Mountain View	15	8.73	\$116,650	16	7.06	\$106,380	38	5.97	\$108,754	30	7.37	\$145,257	31	7.06	\$147,718
North Vista	0	0.00	\$0	1	2.00	\$54,618	0	0.00	\$0	2	5.00	\$78,827	0	0.00	\$0
Southern Hills	3	2.67	\$46,069	2	4.00	\$58,204	6	5.33	\$81,167	2	5.50	\$90,180	1	2.00	\$40,148
Spring Valley	17	5.24	\$78,044	17	6.65	\$104,645	8	5.75	\$93,436	19	7.37	\$121,017	15	6.00	\$122,199
St. Rose-Rose de Lima	0	0.00	\$0	5	7.80	\$111,235	3	7.00	\$121,781	1	6.00	\$97,982	1	10.00	\$136,404
St. Rose-San Martin	8	4.88	\$68,966	1	3.00	\$57,227	11	5.27	\$99,502	18	4.61	\$102,629	13	5.23	\$111,582
St. Rose-Siena	8	9.25	\$95,993	11	7.09	\$94,218	9	5.78	\$88,138	4	15.50	\$206,535	3	8.00	\$112,685
Summerlin	12	7.42	\$91,447	10	6.10	\$112,059	9	8.33	\$195,795	12	10.33	\$165,584	4	4.25	\$101,784
Sunrise	15	8.60	\$108,069	10	4.30	\$70,161	7	9.86	\$168,207	19	4.53	\$126,455	14	6.21	\$134,493
UMC	9	21.22	\$155,986	14	9.86	\$104,641	11	8.09	\$105,445	15	7.20	\$161,453	13	8.69	\$214,609
Valley	10	7.70	\$121,263	4	4.00	\$83,786	4	8.00	\$167,747	3	4.67	\$138,431	12	3.75	\$88,663
Total	101	8.42	\$101,145	92	6.85	\$99,719	107	6.74	\$117,716	126	7.03	\$137,172	107	6.31	\$135,713
Washoe															
Carson Tahoe	7	9.71	\$93,046	3	7.67	\$82,037	2	11.00	\$84,172	7	8.86	\$80,184	16	8.13	\$72,974
Northern Nevada	4	6.00	\$68,638	2	10.50	\$104,925	2	8.00	\$75,055	1	17.00	\$164,132	1	11.00	\$162,157
Renown Regional	19	5.16	\$46,975	36	5.17	\$48,800	37	4.19	\$44,437	33	5.09	\$55,170	37	4.38	\$49,800
Renown S. Meadows	0	0.00	\$0	0	0.00	\$0	0	0.00	\$0	0	0.00	\$0	0	0.00	\$0
Saint Mary's	22	5.86	\$77,178	14	5.36	\$70,864	9	4.33	\$56,956	18	3.22	\$79,244	25	3.32	\$85,851
Sierra Surgery	7	4.57	\$24,515	5	2.00	\$28,261	4	9.50	\$43,970	4	4.25	\$38,692	0	0.00	\$0
Total	59	5.95	\$62,507	60	5.25	\$55,769	54	5.00	\$49,095	63	5.11	\$65,511	79	4.89	\$67,325
Rural															
Battle Mountain	0	0.00	\$0	0	0.00	\$0	0	0.00	\$0	0	0.00	\$0	0	0.00	\$0
Boulder City	0	0.00	\$0	0	0.00	\$0	0	0.00	\$0	0	0.00	\$0	0	0.00	\$0
Carson Valley	0	0.00	\$0	0	0.00	\$0	0	0.00	\$0	1	5.00	\$58,097	1	5.00	\$57,096
Churchill	0	0.00	\$0	1	15.00	\$114,488	0	0.00	\$0	0	0.00	\$0	1	9.00	\$77,379
Desert View	0	0.00	\$0	0	0.00	\$0	0	0.00	\$0	1	10.00	\$148,936	0	0.00	\$0
Grover C. Dils	0	0.00	\$0	0	0.00	\$0	0	0.00	\$0	0	0.00	\$0	0	0.00	\$0
Humboldt	0	0.00	\$0	0	0.00	\$0	0	0.00	\$0	0	0.00	\$0	0	0.00	\$0
Incline Village	0	0.00	\$0	0	0.00	\$0	0	0.00	\$0	0	0.00	\$0	0	0.00	\$0
Mesa View	0	0.00	\$0	0	0.00	\$0	0	0.00	\$0	0	0.00	\$0	0	0.00	\$0
Mount Grant	0	0.00	\$0	0	0.00	\$0	0	0.00	\$0	0	0.00	\$0	0	0.00	\$0
Northeastern	1	5.00	\$63,712	1	16.00	\$117,505	0	0.00	\$0	1	6.00	\$71,050	0	0.00	\$0
Nye	0	0.00	\$0	0	0.00	\$0	0	0.00	\$0	0	0.00	\$0	0	0.00	\$0
Pershing	0	0.00	\$0	0	0.00	\$0	0	0.00	\$0	0	0.00	\$0	0	0.00	\$0
South Lyon	0	0.00	\$0	0	0.00	\$0	0	0.00	\$0	0	0.00	\$0	0	0.00	\$0
William Bee Ririe	0	0.00	\$0	0	0.00	\$0	0	0.00	\$0	0	0.00	\$0	0	0.00	\$0
Total	1	5.00	\$63,712	2	15.50	\$115,997	0	0.00	\$0	3	7.00	\$92,694	2	7.00	\$67,238
All Counties	161	7.49	\$86,753	154	6.34	\$82,807	161	6.16	\$94,700	192	6.40	\$112,963	188	5.72	\$106,247

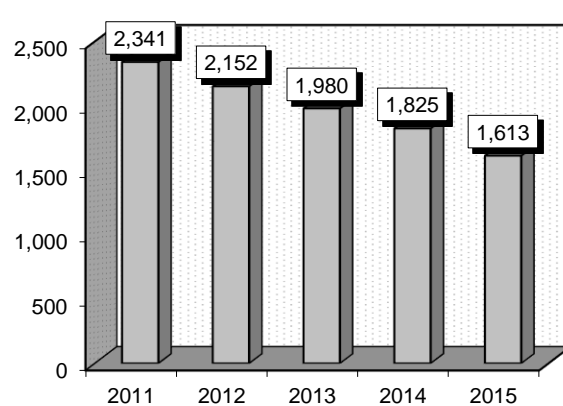
Appendectomy (338-343)

Procedures: that frequently accompanied Appendectomy were: 1) Percutaneous abdominal drainage (5491), 2) Venous catheterization, not elsewhere classified (3893), 3) Parenteral infusion of concentrated nutritional substances (9915), 4) Peritoneal lavage (5425), 5) Insertion of other (nasogastric tube (9607).

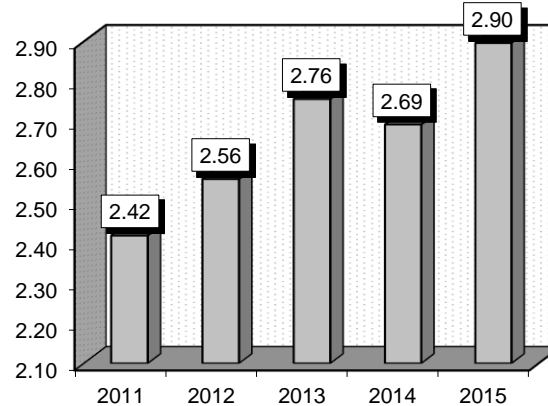
Definitions: Appendectomy: The surgical removal of the appendix. **Appendicitis:** Inflammation of the appendix. **Peritoneum:** The serous membrane lining the cavity of the abdomen and covering the abdominal organs. **Peritonitis:** Inflammation of the peritoneum.

Gender	2011			2012			2013			2014			2015		
	Cases	Avg LOS	Avg Bill	Cases	Avg LOS	Avg Bill	Cases	Avg LOS	Avg Bill	Cases	Avg LOS	Avg Bill	Cases	Avg LOS	Avg Bill
Male	1,343	2.43	\$40,596	1,203	2.67	\$44,767	1,071	2.90	\$50,882	985	2.78	\$51,845	918	2.99	\$59,108
Female	998	2.40	\$40,868	949	2.42	\$43,697	909	2.58	\$49,089	840	2.59	\$52,220	695	2.77	\$58,829
Age Group	Cases	Avg LOS	Avg Bill	Cases	Avg LOS	Avg Bill	Cases	Avg LOS	Avg Bill	Cases	Avg LOS	Avg Bill	Cases	Avg LOS	Avg Bill
0-17	657	2.61	\$36,001	613	2.93	\$39,249	447	3.41	\$45,164	482	3.35	\$47,432	441	3.72	\$52,335
18-35	677	1.79	\$37,486	638	1.94	\$40,386	606	1.95	\$44,111	524	1.91	\$47,609	459	1.94	\$53,647
36-49	452	2.23	\$41,639	389	2.29	\$46,566	395	2.43	\$50,606	350	2.17	\$51,260	265	2.35	\$60,115
50-64	370	2.80	\$44,939	314	2.74	\$49,617	325	2.76	\$53,580	308	2.81	\$55,995	282	2.97	\$66,763
65+	185	3.70	\$58,528	198	3.66	\$59,610	207	4.31	\$71,468	161	4.18	\$74,129	166	4.11	\$76,418
Total	2,341	2.42	\$40,712	2,152	2.56	\$44,295	1,980	2.76	\$50,059	1,825	2.69	\$52,018	1,613	2.90	\$58,988

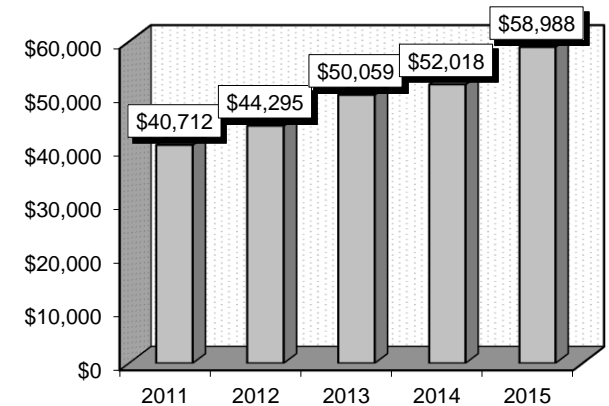
Patient Discharges



Average Length of Stay



Average Billed Charges



County / Hospital	2011			2012			2013			2014			2015		
	Cases	Avg LOS	Avg Bill	Cases	Avg LOS	Avg Bill	Cases	Avg LOS	Avg Bill	Cases	Avg LOS	Avg Bill	Cases	Avg LOS	Avg Bill
Clark															
Centennial Hills	80	2.08	\$45,483	91	1.70	\$46,341	121	1.90	\$56,864	98	2.45	\$61,668	88	1.92	\$63,249
Desert Springs	88	2.67	\$58,344	94	2.33	\$58,413	83	3.28	\$76,372	92	2.77	\$74,145	76	2.63	\$77,506
Mountain View	105	2.17	\$42,226	96	2.11	\$47,396	82	3.01	\$59,587	97	2.44	\$58,543	90	2.29	\$64,511
North Vista	31	2.26	\$44,984	41	3.05	\$44,206	27	1.93	\$38,466	25	2.28	\$41,713	42	1.26	\$36,378
Southern Hills	46	1.91	\$38,484	47	2.34	\$47,091	40	2.50	\$53,309	49	2.59	\$57,561	61	2.77	\$64,286
Spring Valley	138	2.14	\$46,369	103	2.18	\$48,980	125	2.26	\$52,053	103	1.96	\$60,600	107	1.89	\$67,266
St. Rose-Rose de Lima	107	2.38	\$45,856	71	2.32	\$51,060	68	2.71	\$56,069	38	3.05	\$61,494	26	3.27	\$72,685
St. Rose-San Martin	93	2.53	\$47,469	77	2.32	\$47,334	50	2.72	\$58,183	34	2.76	\$60,384	26	3.85	\$80,797
St. Rose-Siena	252	2.35	\$41,904	196	2.98	\$53,061	148	3.32	\$63,018	123	3.28	\$61,692	101	4.56	\$72,579
Summerlin	183	2.21	\$43,417	187	2.36	\$48,844	178	2.89	\$65,017	170	2.47	\$59,232	141	2.88	\$69,588
Sunrise	224	3.08	\$44,748	215	3.44	\$48,440	185	4.41	\$61,514	212	4.25	\$65,378	221	3.92	\$67,745
UMC	326	2.45	\$41,796	272	3.07	\$44,450	247	2.97	\$43,218	205	2.86	\$44,106	173	3.86	\$60,680
Valley	55	2.65	\$47,033	76	2.41	\$56,064	78	2.31	\$55,208	53	2.91	\$78,653	53	2.70	\$73,423
Total	1,728	2.43	\$44,463	1,566	2.66	\$49,105	1,432	2.96	\$57,099	1,299	2.92	\$59,866	1,205	3.09	\$66,724
Washoe															
Carson Tahoe	69	2.25	\$34,949	72	2.75	\$39,015	69	1.75	\$31,894	71	2.32	\$34,752	66	2.29	\$39,690
Northern Nevada	69	1.59	\$33,682	65	1.72	\$34,661	57	2.09	\$40,559	53	1.83	\$40,621	47	1.74	\$44,269
Renown Regional	185	2.70	\$28,843	167	2.46	\$28,279	129	2.75	\$31,174	99	2.83	\$31,690	112	2.96	\$33,074
Renown S. Meadows	22	3.32	\$37,132	21	3.10	\$37,174	22	2.36	\$34,004	17	1.82	\$30,048	21	2.76	\$36,607
Saint Mary's	82	2.67	\$34,382	130	2.27	\$34,139	145	1.88	\$31,858	182	1.71	\$32,743	113	1.72	\$34,862
Sierra Surgery	0	0.00	\$0	0	0.00	\$0	0	0.00	\$0	0	0.00	\$0	0	0.00	\$0
Total	427	2.47	\$32,102	455	2.37	\$32,974	422	2.18	\$32,942	422	2.10	\$33,715	359	2.28	\$36,525
Rural															
Battle Mountain	0	0.00	\$0	0	0.00	\$0	0	0.00	\$0	0	0.00	\$0	0	0.00	\$0
Boulder City	0	0.00	\$0	0	0.00	\$0	0	0.00	\$0	0	0.00	\$0	0	0.00	\$0
Carson Valley	6	2.33	\$31,178	11	1.91	\$27,750	10	2.90	\$29,896	8	2.38	\$24,242	1	1.00	\$24,568
Churchill	47	1.81	\$24,815	35	1.89	\$27,388	29	1.52	\$25,783	25	1.64	\$25,932	15	2.67	\$32,227
Desert View	2	2.00	\$15,171	0	0.00	\$0	0	0.00	\$0	0	0.00	\$0	0	0.00	\$0
Grover C. Dils	0	0.00	\$0	0	0.00	\$0	0	0.00	\$0	0	0.00	\$0	0	0.00	\$0
Humboldt	34	2.21	\$26,289	17	1.41	\$20,810	12	3.00	\$26,319	13	2.62	\$23,277	5	2.60	\$24,184
Incline Village	0	0.00	\$0	0	0.00	\$0	0	0.00	\$0	0	0.00	\$0	0	0.00	\$0
Mesa View	17	2.18	\$25,897	8	2.63	\$27,446	8	3.00	\$29,943	2	3.00	\$36,974	0	0.00	\$0
Mount Grant	0	0.00	\$0	0	0.00	\$0	0	0.00	\$0	0	0.00	\$0	0	0.00	\$0
Northeastern	68	2.41	\$26,465	50	2.08	\$25,812	60	2.50	\$27,255	49	2.53	\$30,904	25	2.64	\$36,611
Nye	0	0.00	\$0	0	0.00	\$0	0	0.00	\$0	0	0.00	\$0	0	0.00	\$0
Pershing	0	0.00	\$0	0	0.00	\$0	0	0.00	\$0	0	0.00	\$0	0	0.00	\$0
South Lyon	0	0.00	\$0	0	0.00	\$0	0	0.00	\$0	0	0.00	\$0	0	0.00	\$0
William Bee Ririe	12	2.00	\$20,798	10	2.50	\$29,353	7	2.57	\$30,236	7	2.00	\$29,234	3	2.33	\$29,188
Total	186	2.17	\$25,629	131	1.99	\$26,117	126	2.39	\$27,373	104	2.29	\$28,247	49	2.59	\$33,301
All Counties	2,341	2.42	\$40,712	2,152	2.56	\$44,295	1,980	2.76	\$50,059	1,825	2.69	\$52,018	1,613	2.90	\$58,988

Minor Small & Large Bowel Procedures (344-346)

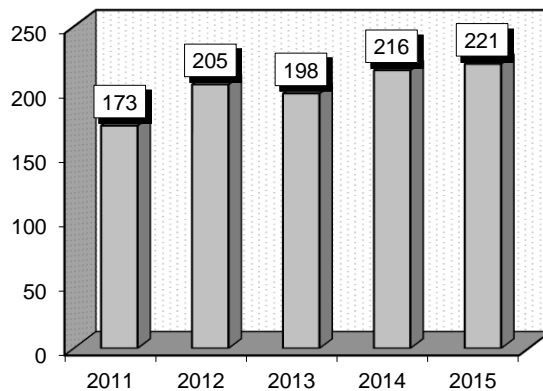
Procedures: that frequently accompanied Minor Small & Large Bowel Procedures were: 1) Closure of stoma of large intestine (4652), 2) Venous catheterization, not elsewhere classified (3893), 3) Repair of pericostomy hernia (4642), 4) Other endoscopy of small intestine (4513), 5) Rigid proctosigmoidoscopy (4823), 6) Proctotomy (480).

Definitions: Stoma: An artificial opening between two cavities or canals, or between such and the surface of the body. **Transfusion:** Transfer of blood or a blood component from one person (donor) to another (recipient). **Catheterization:** The introduction of a catheter (a hollow flexible tube) into a body cavity or organ to inject or remove a fluid.

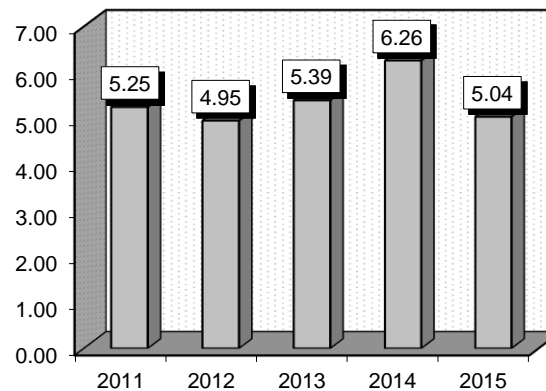
Sigmoidoscopy: A procedure in which a physician inserts a viewing tube (sigmoidoscope) into the rectum for the purpose of inspecting the lower colon and rectum. **Peritoneum:** The serous membrane lining the cavity of the abdomen and covering the abdominal organs. **Colonoscopy:** A medical procedure where a long, flexible, tubular instrument called the colonoscope is used to view the entire inner lining of the colon (large intestine) and the rectum. **Proctosigmoidoscopy:** An examination of the rectum and the lower part of the colon using a thin, lighted instrument called a sigmoidoscope. **Proctotomy:** Incision into the rectum. Also called rectotomy.

Gender	2011			2012			2013			2014			2015		
	Cases	Avg LOS	Avg Bill	Cases	Avg LOS	Avg Bill	Cases	Avg LOS	Avg Bill	Cases	Avg LOS	Avg Bill	Cases	Avg LOS	Avg Bill
Male	84	5.33	\$60,784	109	4.55	\$50,790	116	5.47	\$68,524	111	6.53	\$82,226	129	4.67	\$67,527
Female	89	5.17	\$54,033	96	5.41	\$61,653	82	5.29	\$63,336	105	5.97	\$69,923	92	5.54	\$79,788
Age Group	Cases	Avg LOS	Avg Bill	Cases	Avg LOS	Avg Bill	Cases	Avg LOS	Avg Bill	Cases	Avg LOS	Avg Bill	Cases	Avg LOS	Avg Bill
0-17	11	5.64	\$47,591	16	5.38	\$41,478	12	5.25	\$41,649	13	7.92	\$67,235	10	5.10	\$55,663
18-35	12	4.25	\$38,650	8	2.88	\$32,478	16	3.88	\$38,752	20	4.65	\$58,421	18	3.67	\$53,659
36-49	39	4.97	\$51,861	40	3.95	\$52,714	36	5.06	\$69,978	29	5.48	\$69,163	38	4.82	\$70,475
50-64	52	5.33	\$62,119	73	4.88	\$53,597	65	4.80	\$58,477	72	6.18	\$82,915	80	4.98	\$74,106
65+	59	5.49	\$62,284	68	5.76	\$66,327	69	6.51	\$82,642	82	6.73	\$78,670	75	5.53	\$78,967
Total	173	5.25	\$57,311	205	4.95	\$55,877	198	5.39	\$66,375	216	6.26	\$76,246	221	5.04	\$72,631

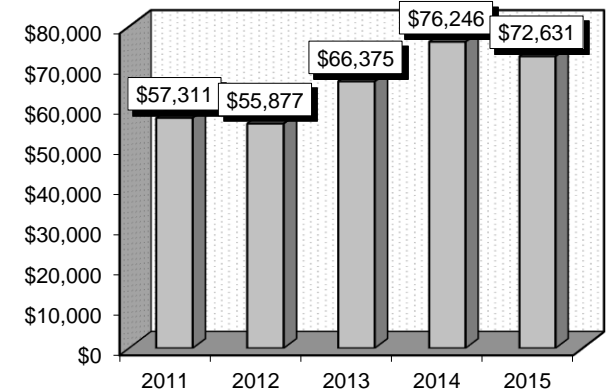
Patient Discharges



Average Length of Stay



Average Billed Charges



County / Hospital	2011			2012			2013			2014			2015		
	Cases	Avg LOS	Avg Bill	Cases	Avg LOS	Avg Bill	Cases	Avg LOS	Avg Bill	Cases	Avg LOS	Avg Bill	Cases	Avg LOS	Avg Bill
Clark															
Centennial Hills	10	4.70	\$71,139	8	4.38	\$75,929	4	6.75	\$111,996	4	3.75	\$63,503	10	5.00	\$87,395
Desert Springs	8	5.25	\$71,821	4	3.00	\$65,186	5	5.00	\$89,004	8	6.25	\$111,901	13	7.31	\$138,768
Mountain View	5	3.40	\$34,112	22	5.14	\$60,397	18	5.11	\$77,079	18	5.17	\$76,308	16	4.44	\$82,268
North Vista	1	10.00	\$88,178	4	3.50	\$33,655	1	1.00	\$20,591	2	6.50	\$99,247	0	0.00	\$0
Southern Hills	5	4.60	\$43,892	3	3.00	\$29,979	2	2.00	\$34,414	4	6.50	\$79,844	6	4.67	\$67,644
Spring Valley	9	5.22	\$76,743	2	14.00	\$251,629	4	4.00	\$61,598	5	5.00	\$115,944	14	3.86	\$78,463
St. Rose-Rose de Lima	2	6.50	\$64,056	5	4.00	\$44,944	3	6.00	\$53,413	2	5.50	\$58,857	1	1.00	\$35,542
St. Rose-San Martin	10	3.90	\$57,486	12	3.92	\$52,726	5	4.20	\$54,865	6	6.17	\$100,078	13	5.38	\$75,881
St. Rose-Siena	5	6.20	\$59,861	9	6.22	\$53,850	11	5.55	\$59,846	6	4.50	\$52,399	8	6.88	\$77,943
Summerlin	19	8.00	\$99,493	21	5.38	\$74,077	27	6.81	\$116,026	21	6.48	\$103,020	12	5.17	\$93,059
Sunrise	12	5.42	\$60,100	13	3.92	\$57,509	10	11.80	\$155,610	25	7.88	\$96,209	24	6.21	\$91,141
UMC	23	6.70	\$67,742	24	4.75	\$54,969	31	5.03	\$61,133	20	6.20	\$63,317	17	4.65	\$76,580
Valley	11	2.73	\$45,135	8	6.38	\$92,430	7	3.57	\$53,275	5	4.40	\$66,422	10	6.20	\$113,851
Total	120	5.58	\$67,694	135	4.91	\$63,917	128	5.84	\$83,328	126	6.16	\$85,873	144	5.39	\$89,504
Washoe															
Carson Tahoe	7	5.71	\$46,407	6	3.83	\$38,197	4	5.00	\$38,673	7	5.57	\$50,327	6	2.33	\$26,311
Northern Nevada	1	4.00	\$41,058	9	5.67	\$51,691	3	6.67	\$77,621	3	4.67	\$73,809	7	5.57	\$85,063
Renown Regional	18	5.33	\$31,626	24	5.33	\$33,003	37	4.54	\$29,673	42	5.17	\$37,023	36	4.69	\$36,207
Renown S. Meadows	3	3.67	\$32,598	1	4.00	\$26,429	2	5.00	\$34,658	5	5.20	\$42,222	0	0.00	\$0
Saint Mary's	20	3.80	\$32,270	17	4.29	\$43,991	18	4.56	\$41,370	27	9.52	\$114,402	21	4.19	\$41,945
Sierra Surgery	2	2.50	\$20,367	4	4.25	\$26,411	2	3.00	\$26,889	1	3.00	\$24,365	1	3.00	\$30,273
Total	51	4.55	\$33,708	61	4.85	\$38,793	66	4.64	\$35,655	85	6.54	\$64,153	71	4.41	\$41,801
Rural															
Battle Mountain	0	0.00	\$0	0	0.00	\$0	0	0.00	\$0	0	0.00	\$0	0	0.00	\$0
Boulder City	0	0.00	\$0	0	0.00	\$0	0	0.00	\$0	0	0.00	\$0	0	0.00	\$0
Carson Valley	0	0.00	\$0	2	6.50	\$49,389	0	0.00	\$0	3	4.00	\$37,021	0	0.00	\$0
Churchill	0	0.00	\$0	3	7.00	\$42,845	1	3.00	\$23,463	0	0.00	\$0	3	3.67	\$25,908
Desert View	0	0.00	\$0	0	0.00	\$0	0	0.00	\$0	0	0.00	\$0	0	0.00	\$0
Grover C. Dils	0	0.00	\$0	0	0.00	\$0	0	0.00	\$0	0	0.00	\$0	0	0.00	\$0
Humboldt	0	0.00	\$0	2	7.00	\$78,630	0	0.00	\$0	0	0.00	\$0	0	0.00	\$0
Incline Village	0	0.00	\$0	0	0.00	\$0	0	0.00	\$0	0	0.00	\$0	0	0.00	\$0
Mesa View	1	2.00	\$24,263	0	0.00	\$0	0	0.00	\$0	0	0.00	\$0	0	0.00	\$0
Mount Grant	0	0.00	\$0	0	0.00	\$0	0	0.00	\$0	0	0.00	\$0	0	0.00	\$0
Northeastern	1	4.00	\$48,199	2	4.00	\$37,535	3	3.67	\$33,226	2	4.00	\$42,499	2	4.50	\$39,688
Nye	0	0.00	\$0	0	0.00	\$0	0	0.00	\$0	0	0.00	\$0	0	0.00	\$0
Pershing	0	0.00	\$0	0	0.00	\$0	0	0.00	\$0	0	0.00	\$0	0	0.00	\$0
South Lyon	0	0.00	\$0	0	0.00	\$0	0	0.00	\$0	0	0.00	\$0	0	0.00	\$0
William Bee Ririe	0	0.00	\$0	0	0.00	\$0	0	0.00	\$0	0	0.00	\$0	1	4.00	\$37,936
Total	2	3.00	\$36,231	9	6.22	\$51,072	4	3.50	\$30,786	5	4.00	\$39,212	6	4.00	\$32,506
All Counties	173	5.25	\$57,311	205	4.95	\$55,877	198	5.39	\$66,375	216	6.26	\$76,246	221	5.04	\$72,631

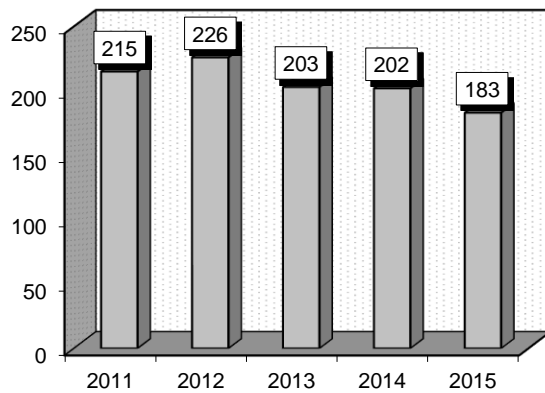
Inguinal & Femoral Hernia Procedures (350-352)

Procedures: that frequently accompanied Inguinal & Femoral Hernia Procedures were: 1) Hemodialysis (3995), 2) Repair of inguinal hernia with graft or prosthesis, not otherwise specified (5305), 3) Other and open repair of indirect inguinal hernia with graft or prosthesis (5304), 4) Other and open repair of direct inguinal hernia with graft or prosthesis (5303).

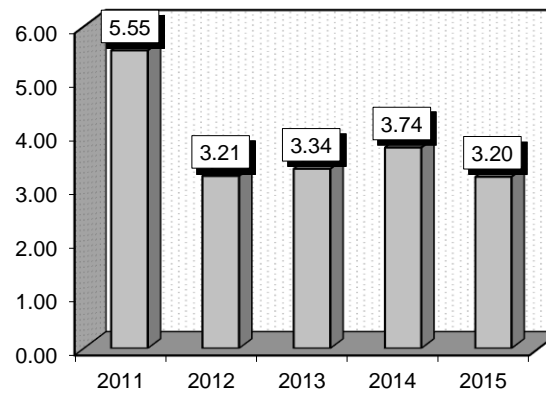
Definitions: **Inguinal:** Of, relating to, or situated in the region of the groin. **Femoral:** Pertaining to the femur or to the thigh. **Hernia:** A general term used to describe a bulge or protrusion of an organ through the structure or muscle that usually contains it. **Hemodialysis:** A method of mechanically cleansing the blood outside of the body, in order to remove various substances that would normally be cleared by the kidneys.

Gender	2011			2012			2013			2014			2015		
	Cases	Avg LOS	Avg Bill	Cases	Avg LOS	Avg Bill	Cases	Avg LOS	Avg Bill	Cases	Avg LOS	Avg Bill	Cases	Avg LOS	Avg Bill
Male	167	6.03	\$49,892	183	3.21	\$50,353	164	3.37	\$53,314	156	3.92	\$68,056	135	2.86	\$66,066
Female	48	3.90	\$48,337	43	3.23	\$51,194	39	3.26	\$55,679	46	3.13	\$53,036	48	4.15	\$73,411
Age Group	Cases	Avg LOS	Avg Bill	Cases	Avg LOS	Avg Bill	Cases	Avg LOS	Avg Bill	Cases	Avg LOS	Avg Bill	Cases	Avg LOS	Avg Bill
0-17	18	1.33	\$18,330	8	1.63	\$26,321	9	2.33	\$27,446	9	10.11	\$94,851	13	1.92	\$38,632
18-35	13	1.31	\$25,598	15	2.00	\$37,652	14	2.50	\$34,276	11	1.18	\$31,882	9	2.22	\$52,093
36-49	26	2.23	\$36,311	28	3.32	\$58,664	21	2.76	\$47,636	23	2.00	\$39,048	18	2.06	\$58,407
50-64	50	3.70	\$48,678	53	2.34	\$42,724	50	3.58	\$55,571	48	2.65	\$64,655	50	2.56	\$65,677
65+	108	8.43	\$61,216	122	3.82	\$55,194	109	3.54	\$58,800	111	4.32	\$70,726	93	4.03	\$76,736
Total	215	5.55	\$49,545	226	3.21	\$50,513	203	3.34	\$53,769	202	3.74	\$64,636	183	3.20	\$67,993

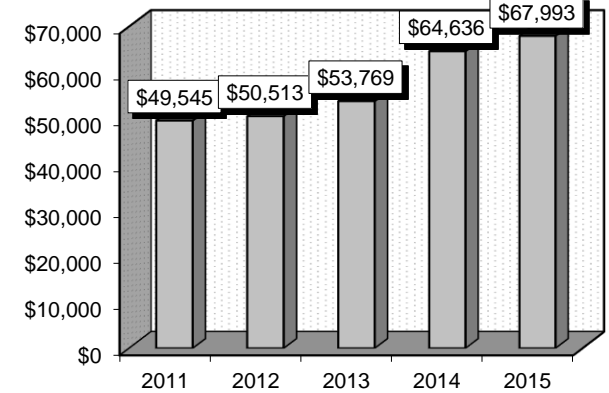
Patient Discharges



Average Length of Stay



Average Billed Charges



County / Hospital	2011			2012			2013			2014			2015		
	Cases	Avg LOS	Avg Bill	Cases	Avg LOS	Avg Bill	Cases	Avg LOS	Avg Bill	Cases	Avg LOS	Avg Bill	Cases	Avg LOS	Avg Bill
Clark															
Centennial Hills	6	4.67	\$62,631	7	4.29	\$70,427	7	2.43	\$64,598	7	3.57	\$93,380	11	2.09	\$67,087
Desert Springs	19	3.37	\$63,787	17	3.76	\$74,509	18	4.11	\$85,660	9	6.33	\$128,164	9	3.11	\$90,954
Mountain View	14	5.36	\$80,996	13	4.08	\$56,193	18	2.67	\$55,503	11	2.91	\$60,187	17	3.00	\$67,006
North Vista	5	3.40	\$41,433	6	4.50	\$57,603	2	9.50	\$102,092	8	2.13	\$39,187	3	2.33	\$43,094
Southern Hills	6	3.67	\$43,330	7	3.00	\$46,591	6	2.50	\$48,932	8	4.00	\$52,542	8	5.38	\$87,010
Spring Valley	10	3.10	\$56,979	18	3.00	\$61,446	7	2.00	\$48,363	17	2.65	\$65,040	14	3.21	\$84,659
St. Rose-Rose de Lima	5	4.40	\$47,479	6	2.50	\$37,139	3	1.67	\$37,602	4	9.25	\$125,900	7	3.29	\$66,265
St. Rose-San Martin	4	4.50	\$53,959	12	3.75	\$59,229	4	2.00	\$46,177	4	6.25	\$77,935	1	5.00	\$66,205
St. Rose-Siena	12	2.67	\$38,706	14	2.36	\$42,559	9	4.44	\$69,556	9	3.11	\$55,532	10	3.50	\$67,495
Summerlin	19	4.53	\$63,621	16	2.63	\$48,939	9	4.78	\$61,373	12	3.75	\$105,252	16	4.00	\$87,624
Sunrise	10	3.30	\$46,805	11	3.09	\$56,767	15	4.13	\$69,829	15	8.27	\$109,239	20	3.90	\$90,626
UMC	18	29.33	\$84,682	15	3.07	\$56,682	18	3.94	\$46,547	16	4.44	\$55,182	6	3.67	\$63,954
Valley	18	2.94	\$45,371	15	4.20	\$75,898	17	3.41	\$66,930	19	4.21	\$81,867	16	2.44	\$75,595
Total	146	6.91	\$59,549	157	3.36	\$58,557	133	3.56	\$62,620	139	4.45	\$78,876	138	3.36	\$77,674
Washoe															
Carson Tahoe	10	2.80	\$34,619	8	2.13	\$30,803	7	5.71	\$65,398	12	1.92	\$32,945	6	3.17	\$38,570
Northern Nevada	5	4.20	\$50,376	4	2.75	\$38,992	5	1.40	\$35,833	4	1.25	\$40,806	3	2.67	\$51,439
Renown Regional	21	2.43	\$20,852	24	2.33	\$28,379	13	4.54	\$44,337	16	3.25	\$38,245	15	4.07	\$42,966
Renown S. Meadows	1	3.00	\$31,819	3	2.00	\$27,443	3	1.67	\$28,024	2	3.00	\$40,246	0	0.00	\$0
Saint Mary's	18	3.06	\$31,725	16	2.56	\$35,577	14	1.93	\$33,287	18	1.89	\$32,109	12	1.58	\$35,598
Sierra Surgery	0	0.00	\$0	1	2.00	\$25,051	1	2.00	\$28,105	1	1.00	\$19,538	0	0.00	\$0
Total	55	2.87	\$29,797	56	2.38	\$31,431	43	3.26	\$41,663	53	2.28	\$34,877	36	2.97	\$40,484
Rural															
Battle Mountain	0	0.00	\$0	0	0.00	\$0	0	0.00	\$0	0	0.00	\$0	0	0.00	\$0
Boulder City	0	0.00	\$0	0	0.00	\$0	0	0.00	\$0	0	0.00	\$0	0	0.00	\$0
Carson Valley	4	1.50	\$21,879	3	2.33	\$27,815	16	3.13	\$37,075	1	1.00	\$18,225	2	1.50	\$21,919
Churchill	1	1.00	\$20,960	5	2.20	\$22,618	5	1.40	\$20,249	2	2.50	\$39,881	3	2.00	\$28,894
Desert View	1	1.00	\$4,908	0	0.00	\$0	0	0.00	\$0	0	0.00	\$0	0	0.00	\$0
Grover C. Dils	0	0.00	\$0	0	0.00	\$0	0	0.00	\$0	0	0.00	\$0	0	0.00	\$0
Humboldt	4	2.50	\$27,419	5	9.60	\$53,170	6	1.33	\$16,776	2	1.50	\$12,145	1	2.00	\$22,040
Incline Village	0	0.00	\$0	0	0.00	\$0	0	0.00	\$0	0	0.00	\$0	0	0.00	\$0
Mesa View	2	1.00	\$12,373	0	0.00	\$0	0	0.00	\$0	1	2.00	\$19,252	0	0.00	\$0
Mount Grant	0	0.00	\$0	0	0.00	\$0	0	0.00	\$0	0	0.00	\$0	0	0.00	\$0
Northeastern	1	6.00	\$50,464	0	0.00	\$0	0	0.00	\$0	3	1.67	\$26,622	2	1.50	\$36,445
Nye	0	0.00	\$0	0	0.00	\$0	0	0.00	\$0	0	0.00	\$0	0	0.00	\$0
Pershing	0	0.00	\$0	0	0.00	\$0	0	0.00	\$0	0	0.00	\$0	0	0.00	\$0
South Lyon	0	0.00	\$0	0	0.00	\$0	0	0.00	\$0	0	0.00	\$0	0	0.00	\$0
William Bee Ririe	1	1.00	\$20,887	0	0.00	\$0	0	0.00	\$0	1	1.00	\$22,758	1	1.00	\$40,832
Total	14	1.93	\$22,797	13	5.08	\$35,568	27	2.41	\$29,448	10	1.70	\$24,415	9	1.67	\$29,587
All Counties	215	5.55	\$49,545	226	3.21	\$50,513	203	3.34	\$53,769	202	3.74	\$64,636	183	3.20	\$67,993

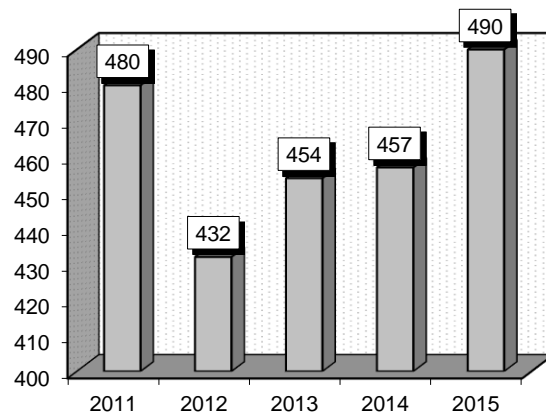
Hernia Procedures Except Inguinal & Femoral (353-355)

Procedures: that frequently accompanied Hernia Procedures Except Inguinal & Femoral were: 1) Laparoscopic incisional hernia repair with graft or prosthesis (5362), 2) Other open umbilical herniorrhaphy (5349), 3) Other and open repair of umbilical hernia with graft or prosthesis (5341), 4) Continuous invasive mechanical ventilation for less than 96 consecutive hours (9671), 5) Other and open repair of other hernia of anterior abdominal wall with graft or prosthesis (5369).

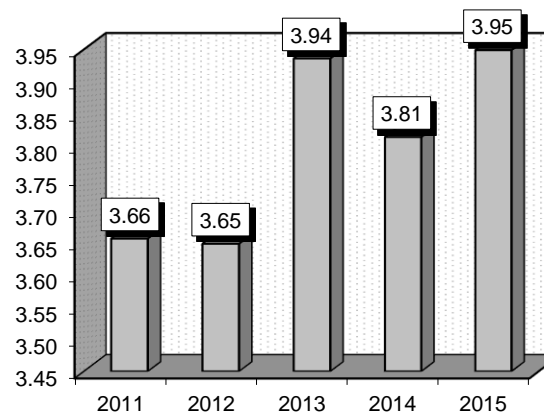
Definitions: **Inguinal:** Of, relating to, or situated in the region of the groin. **Femoral:** Pertaining to the femur or to the thigh. **Hernia:** A general term used to describe a bulge or protrusion of an organ through the structure or muscle that usually contains it. **Gangrene:** Localized death and decomposition of body tissue, resulting from either obstructed circulation or bacterial infection. **Laparoscopy:** Examination or treatment of the interior of the abdomen by means of a laparoscope.

Gender	2011			2012			2013			2014			2015		
	Cases	Avg LOS	Avg Bill	Cases	Avg LOS	Avg Bill	Cases	Avg LOS	Avg Bill	Cases	Avg LOS	Avg Bill	Cases	Avg LOS	Avg Bill
Male	199	3.85	\$54,567	172	3.53	\$54,830	211	4.02	\$82,075	191	3.60	\$75,459	202	4.06	\$89,611
Female	281	3.52	\$50,939	260	3.73	\$61,446	243	3.86	\$69,176	266	3.97	\$73,695	288	3.87	\$90,255
Age Group	Cases	Avg LOS	Avg Bill	Cases	Avg LOS	Avg Bill	Cases	Avg LOS	Avg Bill	Cases	Avg LOS	Avg Bill	Cases	Avg LOS	Avg Bill
0-17	3	4.33	\$93,657	4	1.25	\$19,695	2	1.00	\$23,215	2	5.00	\$54,345	4	3.00	\$73,513
18-35	44	2.00	\$34,735	27	2.37	\$49,383	24	2.67	\$52,386	28	2.68	\$49,857	32	3.25	\$84,326
36-49	106	3.11	\$46,480	95	2.73	\$51,284	96	3.49	\$60,962	94	3.11	\$62,819	104	3.40	\$81,142
50-64	163	3.44	\$49,575	140	3.65	\$56,334	167	4.06	\$83,652	177	3.69	\$73,022	169	3.88	\$94,836
65+	164	4.65	\$63,145	166	4.44	\$67,685	165	4.29	\$78,797	156	4.57	\$87,700	181	4.48	\$91,914
Total	480	3.66	\$52,443	432	3.65	\$58,812	454	3.94	\$75,171	457	3.81	\$74,433	490	3.95	\$89,990

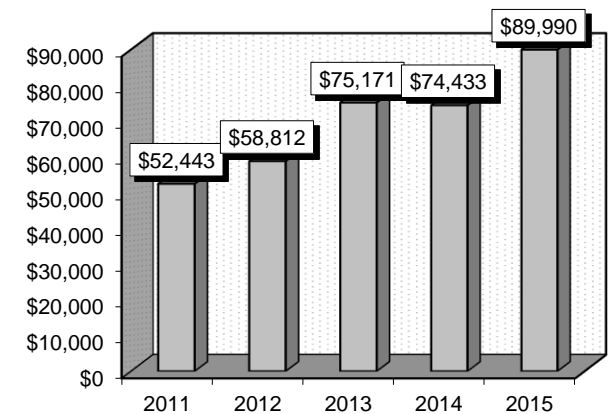
Patient Discharges



Average Length of Stay



Average Billed Charges



County / Hospital	2011			2012			2013			2014			2015		
	Cases	Avg LOS	Avg Bill	Cases	Avg LOS	Avg Bill	Cases	Avg LOS	Avg Bill	Cases	Avg LOS	Avg Bill	Cases	Avg LOS	Avg Bill
Clark															
Centennial Hills	16	4.31	\$66,568	16	5.06	\$104,362	15	3.40	\$85,558	19	3.42	\$90,759	19	3.26	\$92,132
Desert Springs	15	5.27	\$83,142	15	3.53	\$74,490	15	3.33	\$81,281	15	3.87	\$117,943	20	3.85	\$109,210
Mountain View	28	3.14	\$53,777	29	3.10	\$54,181	29	4.90	\$78,992	43	5.09	\$123,518	63	5.21	\$141,097
North Vista	9	1.67	\$38,414	6	3.00	\$46,133	8	2.63	\$53,859	15	3.33	\$47,269	7	2.14	\$40,031
Southern Hills	17	4.24	\$58,708	12	2.50	\$43,737	15	3.13	\$56,803	17	4.71	\$83,592	16	3.75	\$96,773
Spring Valley	49	3.12	\$48,391	30	2.83	\$59,308	38	3.55	\$80,185	33	3.09	\$71,131	47	3.28	\$93,385
St. Rose-Rose de Lima	7	3.29	\$46,393	7	3.71	\$51,369	8	6.63	\$90,373	12	3.58	\$58,898	3	3.00	\$65,274
St. Rose-San Martin	13	4.08	\$50,693	17	3.00	\$46,863	4	5.00	\$70,438	14	3.29	\$51,194	17	3.41	\$58,351
St. Rose-Siena	17	6.12	\$65,720	23	5.30	\$69,783	22	3.23	\$54,459	25	3.56	\$68,801	22	3.95	\$77,353
Summerlin	24	4.33	\$81,176	26	3.92	\$72,234	29	7.07	\$207,211	23	4.35	\$104,338	32	4.97	\$110,975
Sunrise	47	4.36	\$69,968	34	5.29	\$92,968	39	4.00	\$79,375	38	3.11	\$73,889	51	4.96	\$107,277
UMC	31	3.29	\$49,693	23	4.57	\$64,508	33	3.42	\$66,341	29	3.79	\$83,123	35	3.54	\$101,487
Valley	59	2.69	\$54,577	50	3.52	\$70,434	56	4.34	\$94,712	44	3.70	\$83,956	34	4.68	\$111,099
Total	332	3.69	\$59,130	288	3.89	\$68,559	311	4.20	\$89,788	327	3.80	\$84,826	366	4.22	\$104,598
Washoe															
Carson Tahoe	13	4.00	\$45,875	11	2.45	\$39,086	13	3.62	\$49,034	20	5.15	\$55,916	18	3.39	\$42,935
Northern Nevada	7	1.57	\$39,890	14	2.93	\$47,845	10	1.80	\$38,111	7	2.86	\$50,857	5	4.00	\$106,584
Renown Regional	56	3.07	\$29,092	51	3.39	\$40,655	53	3.91	\$44,168	35	5.17	\$54,318	48	3.27	\$43,184
Renown S. Meadows	11	2.91	\$33,549	8	4.75	\$41,306	7	2.29	\$28,315	4	2.75	\$32,861	4	2.00	\$32,493
Saint Mary's	37	4.27	\$47,851	37	2.86	\$39,044	34	3.06	\$42,554	47	3.02	\$45,956	35	3.23	\$52,686
Sierra Surgery	3	4.33	\$16,800	4	3.00	\$28,809	4	1.50	\$28,054	4	1.50	\$19,973	0	0.00	\$0
Total	127	3.45	\$36,966	125	3.18	\$40,508	121	3.29	\$42,287	117	3.96	\$49,118	110	3.26	\$48,660
Rural															
Battle Mountain	0	0.00	\$0	0	0.00	\$0	0	0.00	\$0	0	0.00	\$0	0	0.00	\$0
Boulder City	0	0.00	\$0	0	0.00	\$0	0	0.00	\$0	0	0.00	\$0	0	0.00	\$0
Carson Valley	3	1.67	\$20,432	2	4.00	\$49,630	14	4.29	\$57,559	8	2.88	\$41,978	8	2.25	\$35,234
Churchill	2	9.00	\$76,205	6	3.33	\$29,336	4	3.00	\$43,936	1	5.00	\$37,937	4	2.00	\$29,891
Desert View	1	3.00	\$13,569	0	0.00	\$0	0	0.00	\$0	1	4.00	\$60,982	0	0.00	\$0
Grover C. Dils	0	0.00	\$0	0	0.00	\$0	0	0.00	\$0	0	0.00	\$0	0	0.00	\$0
Humboldt	11	4.64	\$42,564	8	3.38	\$32,651	4	2.50	\$26,317	0	0.00	\$0	0	0.00	\$0
Incline Village	0	0.00	\$0	0	0.00	\$0	0	0.00	\$0	0	0.00	\$0	0	0.00	\$0
Mesa View	0	0.00	\$0	1	2.00	\$17,380	0	0.00	\$0	0	0.00	\$0	1	2.00	\$18,657
Mount Grant	0	0.00	\$0	0	0.00	\$0	0	0.00	\$0	0	0.00	\$0	0	0.00	\$0
Northeastern	3	4.33	\$44,129	2	1.50	\$22,155	0	0.00	\$0	3	1.67	\$32,086	1	3.00	\$39,595
Nye	0	0.00	\$0	0	0.00	\$0	0	0.00	\$0	0	0.00	\$0	0	0.00	\$0
Pershing	0	0.00	\$0	0	0.00	\$0	0	0.00	\$0	0	0.00	\$0	0	0.00	\$0
South Lyon	0	0.00	\$0	0	0.00	\$0	0	0.00	\$0	0	0.00	\$0	0	0.00	\$0
William Bee Ririe	1	1.00	\$19,008	0	0.00	\$0	0	0.00	\$0	0	0.00	\$0	0	0.00	\$0
Total	21	4.33	\$40,327	19	3.16	\$31,483	22	3.73	\$49,402	13	2.85	\$40,846	14	2.21	\$32,835
All Counties	480	3.66	\$52,443	432	3.65	\$58,812	454	3.94	\$75,171	457	3.81	\$74,433	490	3.95	\$89,990

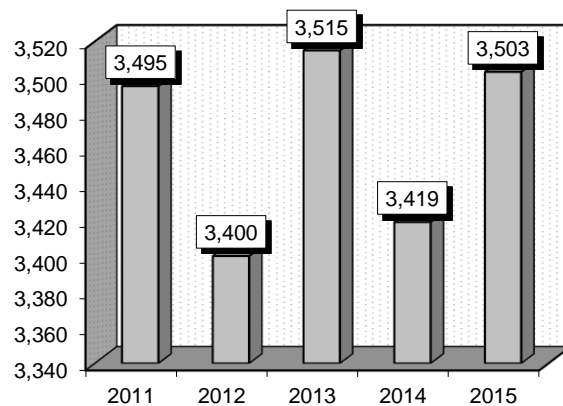
Gastrointestinal Hemorrhage (377-379)

Diagnoses: that frequently accompanied Gastrointestinal Hemorrhage were: 1) Unspecified essential hypertension (4019), 2) Diverticulosis of colon (without mention of hemorrhage) (56210), 3) Acute posthemorrhagic anemia (2851), 4) Tobacco use disorder (3051), 5) Diabetes mellitus without mention of complication, type II or unspecified type, not stated as uncontrolled (25000), 6) Diaphragmatic hernia without mention of obstruction or gangrene (5533), 7) Other and unspecified hyperlipidemia (2724).

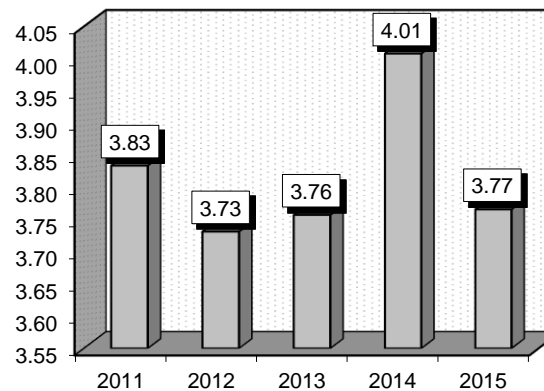
Definitions: **Hypertension:** High blood pressure. **Hemorrhage:** An escape of blood from the blood vessels, especially when excessive. **Diverticulosis:** The presence of diverticula in the absence of inflammation. **Diverticulitis:** Inflammation of a diverticulum, especially of the small pockets in the wall of the colon which fill with stagnant fecal material and become inflamed; rarely, they may cause obstruction, perforation, or bleeding. **Duodenum:** First part of the small intestine. **Hyperlipidemia:** An abnormally high concentration of fats or lipids in the blood. **Diabetes mellitus:** A condition in which the pancreas no longer produces enough insulin or cells stop responding to the insulin that is produced, so that glucose in the blood cannot be absorbed into the cells of the body. **Hyperglycemia:** An abnormally high concentration of glucose in the circulating blood, seen especially in patients with diabetes mellitus. **Anemia:** A condition marked by a deficiency of red blood cells or of hemoglobin in the blood, resulting in pallor and weariness; diminishes the capacity of the blood to carry oxygen.

Gender	2011			2012			2013			2014			2015		
	Cases	Avg LOS	Avg Bill	Cases	Avg LOS	Avg Bill	Cases	Avg LOS	Avg Bill	Cases	Avg LOS	Avg Bill	Cases	Avg LOS	Avg Bill
Male	1,947	3.74	\$42,432	1,869	3.67	\$45,300	1,899	3.83	\$50,525	1,848	3.95	\$53,905	1,950	3.86	\$57,368
Female	1,548	3.96	\$43,099	1,531	3.81	\$46,054	1,616	3.67	\$47,133	1,571	4.07	\$55,857	1,553	3.64	\$53,080
Age Group	Cases	Avg LOS	Avg Bill	Cases	Avg LOS	Avg Bill	Cases	Avg LOS	Avg Bill	Cases	Avg LOS	Avg Bill	Cases	Avg LOS	Avg Bill
0-17	26	2.23	\$18,736	29	3.10	\$32,608	32	2.94	\$37,221	22	2.32	\$31,844	34	2.97	\$46,285
18-35	160	3.16	\$38,247	179	2.30	\$30,293	169	2.44	\$34,342	170	2.70	\$39,896	163	2.52	\$40,393
36-49	363	3.56	\$39,169	360	3.16	\$41,611	363	3.43	\$42,928	315	3.55	\$51,718	330	2.99	\$46,724
50-64	875	3.67	\$41,769	797	3.86	\$45,700	812	3.80	\$50,936	849	3.71	\$53,976	909	3.51	\$53,510
65+	2,071	4.03	\$44,403	2,035	3.92	\$47,864	2,139	3.91	\$50,573	2,063	4.33	\$57,086	2,067	4.11	\$59,063
Total	3,495	3.83	\$42,727	3,400	3.73	\$45,640	3,515	3.76	\$48,966	3,419	4.01	\$54,802	3,503	3.77	\$55,467

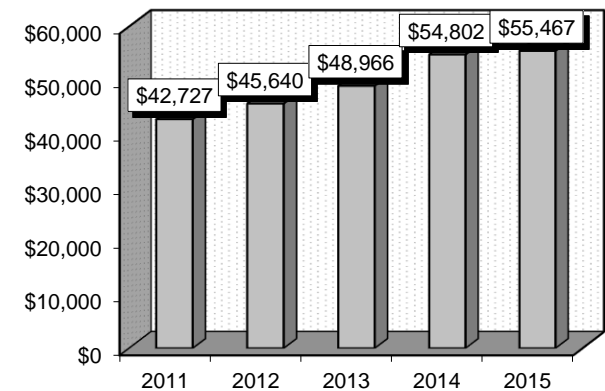
Patient Discharges



Average Length of Stay



Average Billed Charges



County / Hospital	2011			2012			2013			2014			2015		
	Cases	Avg LOS	Avg Bill	Cases	Avg LOS	Avg Bill	Cases	Avg LOS	Avg Bill	Cases	Avg LOS	Avg Bill	Cases	Avg LOS	Avg Bill
Clark															
Centennial Hills	153	4.24	\$48,862	157	3.52	\$51,034	139	3.20	\$58,211	163	3.67	\$68,972	160	3.28	\$65,473
Desert Springs	235	4.12	\$43,915	195	4.36	\$56,372	226	4.10	\$60,820	197	5.09	\$71,273	237	3.90	\$66,362
Mountain View	283	4.02	\$55,191	258	4.06	\$59,682	286	4.38	\$64,119	327	4.06	\$70,108	304	3.72	\$65,933
North Vista	92	4.04	\$46,541	118	4.42	\$44,591	127	4.38	\$41,135	129	4.52	\$44,633	90	3.41	\$36,689
Southern Hills	74	4.38	\$49,522	96	2.97	\$40,643	95	2.97	\$46,761	65	3.54	\$48,097	43	4.02	\$55,617
Spring Valley	190	3.57	\$49,503	159	4.01	\$54,271	202	3.93	\$59,886	236	4.97	\$68,792	174	3.85	\$73,830
St. Rose-Rose de Lima	150	3.41	\$40,591	121	3.49	\$44,947	100	3.67	\$48,218	104	3.25	\$51,606	89	3.63	\$58,755
St. Rose-San Martin	115	4.05	\$44,820	121	3.63	\$46,278	141	3.35	\$45,168	118	3.55	\$55,033	101	3.42	\$56,570
St. Rose-Siena	224	4.37	\$46,812	189	3.66	\$42,962	232	3.22	\$43,379	183	3.78	\$55,319	173	3.64	\$59,196
Summerlin	206	3.77	\$51,126	212	3.78	\$59,956	226	4.08	\$68,393	200	4.43	\$73,904	214	4.09	\$72,414
Sunrise	443	4.21	\$52,892	397	3.87	\$54,635	403	4.20	\$61,761	398	4.71	\$70,203	504	4.82	\$75,713
UMC	216	3.26	\$34,011	180	3.89	\$39,451	181	3.53	\$32,709	162	3.78	\$35,473	200	3.74	\$44,389
Valley	202	4.25	\$51,935	236	4.24	\$60,744	171	4.51	\$74,144	209	4.43	\$76,338	208	3.77	\$68,654
Total	2,583	3.98	\$48,121	2,439	3.89	\$52,149	2,529	3.90	\$56,203	2,491	4.28	\$64,125	2,497	3.95	\$65,192
Washoe															
Carson Tahoe	167	3.28	\$28,450	178	2.91	\$26,369	195	3.02	\$28,396	179	3.23	\$26,602	196	3.11	\$26,112
Northern Nevada	59	2.76	\$33,450	53	3.19	\$43,982	45	3.60	\$40,794	43	2.77	\$45,752	41	3.49	\$58,673
Renown Regional	319	4.02	\$30,181	364	3.63	\$31,824	386	3.57	\$33,181	350	3.72	\$34,549	359	3.69	\$36,014
Renown S. Meadows	66	2.89	\$25,512	46	3.35	\$30,290	47	2.83	\$27,894	51	2.51	\$27,673	85	3.08	\$30,684
Saint Mary's	146	3.55	\$29,845	160	3.46	\$27,736	181	3.91	\$31,036	153	3.20	\$26,488	201	3.16	\$27,447
Sierra Surgery	0	0.00	\$0	0	0.00	\$0	0	0.00	\$0	0	0.00	\$0	0	0.00	\$0
Total	757	3.57	\$29,582	801	3.39	\$30,511	854	3.48	\$31,744	776	3.37	\$31,296	882	3.37	\$32,401
Rural															
Battle Mountain	1	1.00	\$1,170	1	5.00	\$6,406	0	0.00	\$0	0	0.00	\$0	1	1.00	\$4,952
Boulder City	5	3.40	\$5,934	6	1.67	\$9,636	8	3.13	\$10,253	5	3.40	\$20,917	1	1.00	\$5,891
Carson Valley	20	3.10	\$25,866	13	3.00	\$26,484	22	2.68	\$24,411	23	1.70	\$13,738	29	2.79	\$21,389
Churchill	30	2.90	\$15,255	26	3.77	\$18,820	19	3.68	\$21,102	37	2.78	\$20,084	26	2.54	\$16,790
Desert View	15	2.33	\$12,293	8	2.50	\$17,212	7	2.57	\$14,049	11	2.55	\$17,584	5	2.80	\$18,064
Grover C. Dils	0	0.00	\$0	1	2.00	\$2,014	1	2.00	\$7,267	1	1.00	\$2,820	0	0.00	\$0
Humboldt	13	2.23	\$15,507	9	3.00	\$17,299	15	1.67	\$14,289	13	2.46	\$17,052	18	2.28	\$23,369
Incline Village	0	0.00	\$0	0	0.00	\$0	0	0.00	\$0	0	0.00	\$0	0	0.00	\$0
Mesa View	20	2.15	\$13,199	33	2.27	\$16,313	15	1.93	\$11,404	13	3.08	\$20,456	6	2.50	\$15,419
Mount Grant	10	2.70	\$12,941	8	2.38	\$9,336	5	2.40	\$8,824	0	0.00	\$0	2	5.00	\$17,732
Northeastern	28	2.68	\$25,936	52	3.46	\$32,745	38	3.21	\$34,098	45	3.42	\$32,188	33	3.67	\$36,519
Nye	8	2.13	\$11,590	2	1.50	\$5,143	0	0.00	\$0	0	0.00	\$0	0	0.00	\$0
Pershing	2	1.50	\$4,570	0	0.00	\$0	2	2.50	\$7,974	0	0.00	\$0	0	0.00	\$0
South Lyon	1	3.00	\$9,000	0	0.00	\$0	0	0.00	\$0	1	5.00	\$11,613	1	3.00	\$8,781
William Bee Ririe	2	3.50	\$9,877	1	2.00	\$25,162	0	0.00	\$0	3	1.67	\$13,512	2	1.50	\$8,552
Total	155	2.62	\$17,045	160	3.00	\$22,153	132	2.78	\$21,718	152	2.79	\$22,027	124	2.87	\$23,691
All Counties	3,495	3.83	\$42,727	3,400	3.73	\$45,640	3,515	3.76	\$48,966	3,419	4.01	\$54,802	3,503	3.77	\$55,467

Peptic Ulcer (380-384)

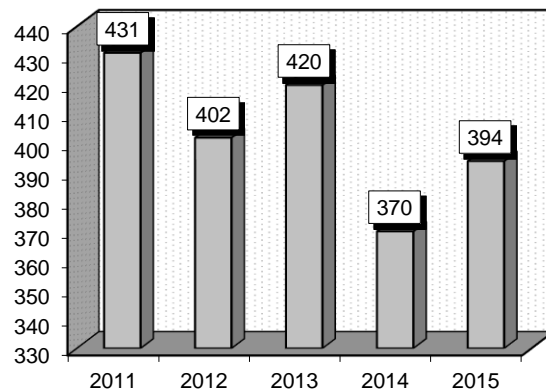
Diagnoses: that frequently accompanied Peptic Ulcer were: 1) Unspecified essential hypertension (4019), 2) Diaphragmatic hernia without mention of obstruction or gangrene (5533), 3) Acute posthemorrhagic anemia (2851), 4) Other and unspecified hyperlipidemia (2724).

Procedures: that frequently accompanied Peptic Ulcer were: 1) Esophagogastroduodenoscopy [EGD] with closed biopsy (4516), 2) Other endoscopy of small intestine (4513), 3) Transfusion of packed cells (9904), 4) Venous catheterization, not elsewhere classified (3893), 5) Endoscopic excision or destruction of lesion or tissue of esophagus (4233).

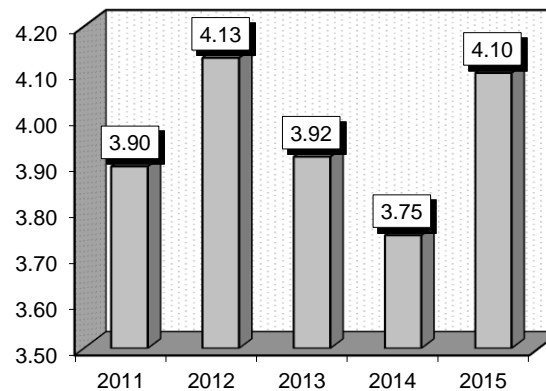
Definitions: Peptic ulcer: An ulcer of the upper digestive tract, usually in the stomach or duodenum, where the mucous membrane is exposed to gastric secretions. **Duodenum:** First part of the small intestine. **Duodenal ulcer:** An ulcer in the duodenum, or the first part of the small intestine. The most common type of peptic ulcer. **Hypertrophic pyloric stenosis:** Narrowing (stenosis) of the opening from the stomach to the first part of the small intestine known as the duodenum, due to enlargement (hypertrophy) of the muscle surrounding this opening (the pylorus, meaning "gate"), which spasms when the stomach empties. **Esophagogastroduodenoscopy:** A diagnostic procedure that allows the physician to diagnose and treat problems in the upper gastrointestinal (UGI) tract. The doctor uses a long, flexible, lighted tube called an endoscope.

Gender	2011			2012			2013			2014			2015		
	Cases	Avg LOS	Avg Bill	Cases	Avg LOS	Avg Bill	Cases	Avg LOS	Avg Bill	Cases	Avg LOS	Avg Bill	Cases	Avg LOS	Avg Bill
Male	219	3.94	\$42,601	202	4.12	\$50,440	222	4.30	\$56,272	181	3.66	\$48,359	206	3.96	\$57,070
Female	212	3.85	\$41,495	200	4.14	\$47,607	198	3.49	\$43,357	189	3.83	\$53,891	188	4.26	\$62,309
Age Group	Cases	Avg LOS	Avg Bill	Cases	Avg LOS	Avg Bill	Cases	Avg LOS	Avg Bill	Cases	Avg LOS	Avg Bill	Cases	Avg LOS	Avg Bill
0-17	8	2.88	\$22,665	11	4.09	\$30,679	5	7.80	\$55,841	5	2.40	\$30,001	3	2.00	\$24,720
18-35	28	3.93	\$38,138	38	2.76	\$32,387	31	3.35	\$36,045	28	2.96	\$37,626	42	4.17	\$57,221
36-49	78	3.01	\$32,955	73	4.04	\$47,587	71	3.69	\$41,155	62	3.24	\$46,207	67	3.91	\$59,037
50-64	153	4.36	\$44,756	115	3.89	\$49,592	141	3.94	\$54,384	119	3.89	\$52,719	129	3.87	\$59,595
65+	164	3.93	\$45,483	165	4.66	\$54,334	172	3.98	\$52,850	156	4.02	\$55,106	153	4.40	\$61,110
Total	431	3.90	\$42,057	402	4.13	\$49,030	420	3.92	\$50,184	370	3.75	\$51,185	394	4.10	\$59,570

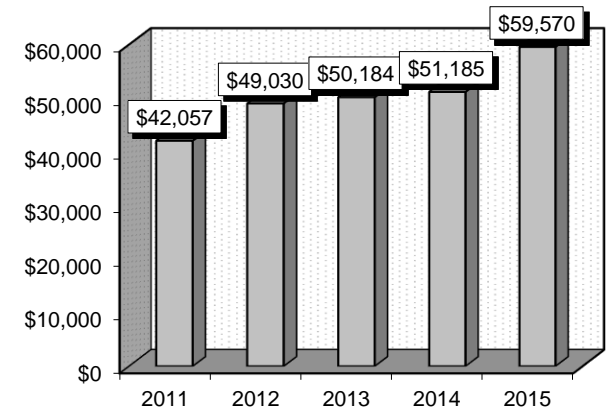
Patient Discharges



Average Length of Stay



Average Billed Charges



County / Hospital	2011			2012			2013			2014			2015		
	Cases	Avg LOS	Avg Bill	Cases	Avg LOS	Avg Bill	Cases	Avg LOS	Avg Bill	Cases	Avg LOS	Avg Bill	Cases	Avg LOS	Avg Bill
Clark															
Centennial Hills	28	4.36	\$46,332	28	3.39	\$49,042	28	2.04	\$42,111	30	3.40	\$60,486	32	3.31	\$70,035
Desert Springs	32	3.94	\$41,864	11	5.36	\$72,620	31	3.77	\$48,857	23	3.65	\$63,124	40	3.75	\$65,474
Mountain View	27	5.37	\$61,788	41	4.24	\$57,975	29	4.38	\$66,154	44	3.70	\$62,192	34	4.50	\$71,331
North Vista	10	4.60	\$44,847	13	6.23	\$94,075	17	3.88	\$37,676	7	4.29	\$40,974	11	5.91	\$52,042
Southern Hills	13	3.00	\$36,128	12	2.42	\$33,420	4	2.25	\$34,755	11	2.82	\$35,331	7	3.57	\$51,362
Spring Valley	38	3.82	\$52,210	25	3.96	\$52,469	29	4.45	\$97,412	28	4.11	\$72,850	26	5.12	\$102,213
St. Rose-Rose de Lima	13	4.77	\$51,688	11	3.73	\$40,398	7	2.14	\$37,416	5	3.80	\$44,967	6	2.83	\$67,148
St. Rose-San Martin	29	3.55	\$39,266	25	3.52	\$41,116	22	2.32	\$36,752	18	4.11	\$54,070	10	3.20	\$56,880
St. Rose-Siena	18	3.33	\$39,061	24	3.79	\$45,289	32	4.53	\$54,412	28	3.75	\$46,995	12	3.33	\$54,410
Summerlin	32	3.38	\$40,944	18	5.06	\$70,092	24	4.46	\$70,644	15	4.67	\$74,483	22	5.23	\$74,533
Sunrise	45	3.31	\$48,085	44	3.00	\$43,384	36	4.19	\$55,812	24	3.17	\$46,684	52	4.90	\$68,835
UMC	38	4.16	\$37,319	39	4.28	\$39,683	41	4.22	\$35,791	23	3.87	\$33,310	41	3.80	\$41,750
Valley	22	3.23	\$38,327	24	6.54	\$90,034	23	5.04	\$78,756	20	4.35	\$71,875	25	3.20	\$63,152
Total	345	3.87	\$44,801	315	4.14	\$53,724	323	3.91	\$55,764	276	3.79	\$56,788	318	4.17	\$66,067
Washoe															
Carson Tahoe	19	3.42	\$27,185	11	4.18	\$30,389	14	3.07	\$24,309	12	3.25	\$39,337	13	4.08	\$35,369
Northern Nevada	2	4.00	\$32,695	5	2.00	\$38,388	7	3.14	\$40,705	16	3.69	\$56,366	0	0.00	\$0
Renown Regional	34	3.94	\$31,874	36	4.81	\$38,676	24	4.88	\$36,011	26	4.19	\$31,596	21	3.95	\$36,557
Renown S. Meadows	7	3.14	\$29,144	6	2.33	\$20,989	4	4.75	\$40,067	6	3.67	\$35,004	3	2.00	\$22,431
Saint Mary's	8	8.88	\$66,496	19	4.37	\$27,968	36	3.83	\$31,583	20	3.55	\$27,708	30	3.37	\$25,988
Sierra Surgery	0	0.00	\$0	0	0.00	\$0	0	0.00	\$0	0	0.00	\$0	0	0.00	\$0
Total	70	4.29	\$34,308	77	4.23	\$33,453	85	3.99	\$32,786	80	3.75	\$36,995	67	3.63	\$30,961
Rural															
Battle Mountain	0	0.00	\$0	0	0.00	\$0	0	0.00	\$0	0	0.00	\$0	0	0.00	\$0
Boulder City	0	0.00	\$0	1	2.00	\$2,545	0	0.00	\$0	0	0.00	\$0	0	0.00	\$0
Carson Valley	1	2.00	\$19,883	2	2.50	\$23,341	3	2.00	\$19,899	0	0.00	\$0	4	6.00	\$45,496
Churchill	6	3.67	\$22,795	4	3.50	\$25,001	2	3.00	\$22,556	2	2.00	\$19,324	3	3.67	\$31,152
Desert View	1	2.00	\$9,800	0	0.00	\$0	1	15.00	\$56,976	3	1.67	\$12,147	0	0.00	\$0
Grover C. Dils	0	0.00	\$0	0	0.00	\$0	0	0.00	\$0	0	0.00	\$0	0	0.00	\$0
Humboldt	2	3.00	\$13,327	1	2.00	\$7,762	2	2.50	\$12,254	2	4.50	\$24,721	1	2.00	\$23,985
Incline Village	0	0.00	\$0	0	0.00	\$0	0	0.00	\$0	0	0.00	\$0	0	0.00	\$0
Mesa View	2	2.00	\$11,651	1	2.00	\$14,088	0	0.00	\$0	0	0.00	\$0	0	0.00	\$0
Mount Grant	0	0.00	\$0	0	0.00	\$0	0	0.00	\$0	0	0.00	\$0	0	0.00	\$0
Northeastern	2	2.50	\$19,392	1	6.00	\$40,328	4	2.75	\$23,068	7	3.29	\$25,842	1	8.00	\$87,425
Nye	0	0.00	\$0	0	0.00	\$0	0	0.00	\$0	0	0.00	\$0	0	0.00	\$0
Pershing	0	0.00	\$0	0	0.00	\$0	0	0.00	\$0	0	0.00	\$0	0	0.00	\$0
South Lyon	1	2.00	\$4,325	0	0.00	\$0	0	0.00	\$0	0	0.00	\$0	0	0.00	\$0
William Bee Ririe	1	2.00	\$9,080	0	0.00	\$0	0	0.00	\$0	0	0.00	\$0	0	0.00	\$0
Total	16	2.81	\$16,787	10	3.10	\$21,141	12	3.58	\$23,214	14	2.93	\$21,816	9	5.00	\$42,983
All Counties	431	3.90	\$42,057	402	4.13	\$49,030	420	3.92	\$50,184	370	3.75	\$51,185	394	4.10	\$59,570

Inflammatory Bowel Disease (385-387)

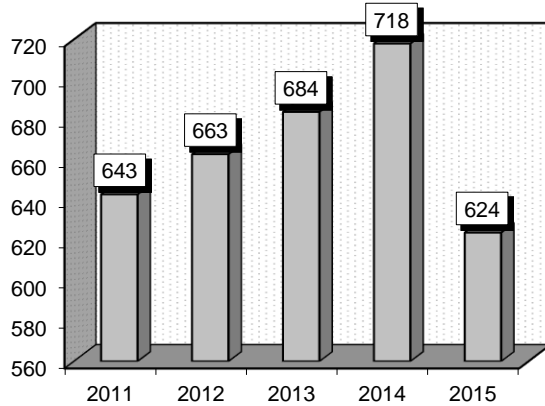
Diagnoses: that frequently accompanied Inflammatory Bowel Disease were: 1) Regional enteritis of unspecified site (5559), 2) Hypopotassemia (2768), 3) Unspecified essential hypertension (4019), 4) Tobacco use disorder (3051).

Procedures: that frequently accompanied Inflammatory Bowel Disease were: 1) Closed [endoscopic] biopsy of large intestine (4525), 2) Esophagogastroduodenoscopy [EGD] with closed biopsy (4516), 3) Transfusion of packed cells (9904), 4) Venous catheterization, not elsewhere classified (3893), 5) Closed [endoscopic] biopsy of rectum (4824).

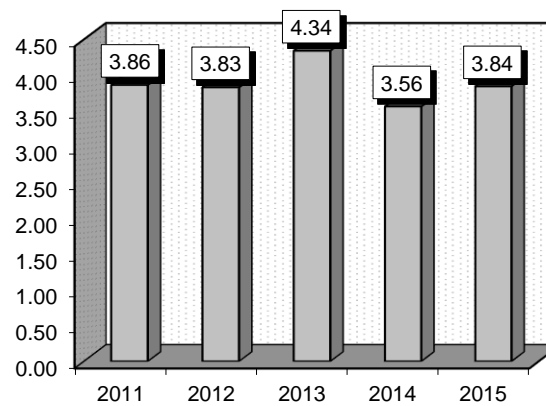
Definitions: Inflammatory bowel disease: Ongoing inflammation of all or part of the digestive tract. **Colitis:** Inflammation of the colon. **Endoscopic biopsy:** A biopsy obtained by instruments passed through an endoscope or obtained by a needle introduced under endoscopic guidance. **Esophagogastroduodenoscopy:** A diagnostic procedure that allows the physician to diagnose and treat problems in the upper gastrointestinal (UGI) tract. The doctor uses a long, flexible, lighted tube called an endoscope.

Gender	2011			2012			2013			2014			2015		
	Cases	Avg LOS	Avg Bill	Cases	Avg LOS	Avg Bill	Cases	Avg LOS	Avg Bill	Cases	Avg LOS	Avg Bill	Cases	Avg LOS	Avg Bill
Male	286	3.52	\$36,498	343	3.78	\$38,173	315	4.24	\$39,291	306	3.54	\$40,826	324	3.67	\$47,978
Female	357	4.14	\$38,880	320	3.89	\$40,302	369	4.43	\$45,110	412	3.58	\$44,849	300	4.03	\$49,806
Age Group	Cases	Avg LOS	Avg Bill	Cases	Avg LOS	Avg Bill	Cases	Avg LOS	Avg Bill	Cases	Avg LOS	Avg Bill	Cases	Avg LOS	Avg Bill
0-17	29	4.83	\$37,111	21	3.29	\$26,671	24	6.13	\$47,631	27	4.81	\$43,612	29	4.59	\$52,881
18-35	226	3.52	\$32,391	202	3.21	\$33,227	227	3.55	\$36,902	231	3.41	\$39,944	183	3.47	\$43,272
36-49	142	3.81	\$37,646	167	4.01	\$40,649	172	3.87	\$40,761	177	3.25	\$40,792	142	3.46	\$47,155
50-64	136	4.10	\$42,969	143	4.25	\$43,294	150	5.27	\$47,451	162	3.98	\$46,818	136	3.74	\$47,026
65+	110	4.10	\$43,021	130	4.19	\$44,142	111	5.08	\$48,411	121	3.48	\$47,615	134	4.72	\$59,277
Total	643	3.86	\$37,820	663	3.83	\$39,201	684	4.34	\$42,430	718	3.56	\$43,135	624	3.84	\$48,857

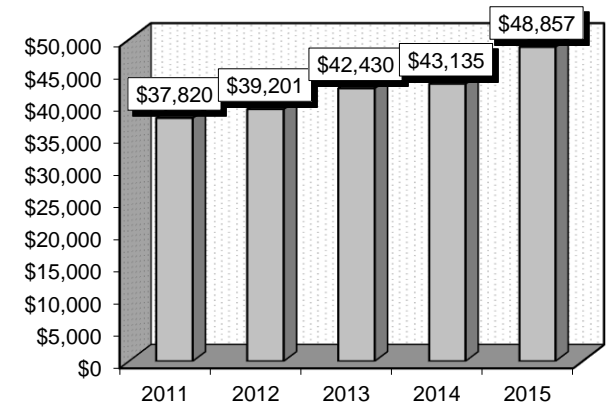
Patient Discharges



Average Length of Stay



Average Billed Charges



County / Hospital	2011			2012			2013			2014			2015		
	Cases	Avg LOS	Avg Bill	Cases	Avg LOS	Avg Bill	Cases	Avg LOS	Avg Bill	Cases	Avg LOS	Avg Bill	Cases	Avg LOS	Avg Bill
Clark															
Centennial Hills	43	3.88	\$44,804	25	4.84	\$60,695	35	3.00	\$45,431	35	2.71	\$51,048	54	3.17	\$58,087
Desert Springs	20	4.50	\$45,655	35	4.80	\$52,694	37	4.92	\$59,728	37	3.49	\$47,234	35	3.40	\$54,844
Mountain View	44	4.23	\$45,166	59	4.42	\$51,584	61	4.25	\$48,255	54	3.48	\$42,847	55	3.96	\$50,837
North Vista	22	4.55	\$48,105	35	4.46	\$32,157	28	4.29	\$32,629	17	6.29	\$47,716	10	6.20	\$44,846
Southern Hills	25	3.04	\$30,592	18	3.33	\$40,177	38	3.24	\$39,880	33	3.36	\$45,512	32	3.25	\$47,820
Spring Valley	30	3.43	\$41,693	26	3.04	\$41,998	28	2.82	\$41,740	45	3.22	\$53,298	25	2.24	\$52,899
St. Rose-Rose de Lima	40	3.23	\$29,844	40	4.18	\$37,065	26	3.73	\$42,900	28	3.07	\$36,520	8	3.88	\$54,998
St. Rose-San Martin	82	3.80	\$34,184	63	3.40	\$36,009	59	3.59	\$31,086	43	3.09	\$34,399	32	4.72	\$50,995
St. Rose-Siena	32	4.03	\$36,466	50	4.40	\$43,442	38	5.42	\$50,133	54	3.19	\$39,349	39	4.51	\$58,414
Summerlin	50	4.86	\$63,488	46	3.85	\$59,730	56	6.02	\$67,584	80	4.29	\$73,526	73	4.42	\$68,429
Sunrise	67	3.79	\$42,714	58	3.00	\$39,380	56	4.50	\$50,908	60	4.37	\$52,173	64	4.33	\$54,714
UMC	64	3.80	\$27,328	76	3.89	\$30,238	67	6.16	\$33,671	61	3.48	\$26,768	61	4.34	\$37,593
Valley	17	3.94	\$43,473	23	3.17	\$36,295	32	4.38	\$56,208	33	4.64	\$61,845	27	3.04	\$51,808
Total	536	3.92	\$40,278	554	3.91	\$42,299	561	4.50	\$46,143	580	3.68	\$48,056	515	3.95	\$53,772
Washoe															
Carson Tahoe	24	3.71	\$22,539	20	3.10	\$21,315	26	3.00	\$21,637	27	3.15	\$22,387	17	3.06	\$24,051
Northern Nevada	8	4.00	\$41,071	5	2.20	\$27,735	7	3.43	\$36,188	7	1.71	\$27,770	2	3.00	\$42,833
Renown Regional	34	3.53	\$26,514	41	3.71	\$24,177	34	3.56	\$26,244	48	3.69	\$27,715	45	3.89	\$29,980
Renown S. Meadows	10	2.70	\$23,309	11	2.82	\$24,462	12	2.75	\$24,452	12	2.75	\$21,913	11	2.73	\$25,702
Saint Mary's	15	4.20	\$24,315	15	4.27	\$28,455	19	4.42	\$25,855	12	2.75	\$18,672	16	3.31	\$21,649
Sierra Surgery	0	0.00	\$0	0	0.00	\$0	0	0.00	\$0	0	0.00	\$0	0	0.00	\$0
Total	91	3.64	\$26,031	92	3.48	\$24,480	98	3.47	\$25,437	106	3.21	\$24,681	91	3.47	\$27,173
Rural															
Battle Mountain	0	0.00	\$0	0	0.00	\$0	0	0.00	\$0	0	0.00	\$0	0	0.00	\$0
Boulder City	0	0.00	\$0	0	0.00	\$0	0	0.00	\$0	2	1.50	\$4,626	0	0.00	\$0
Carson Valley	0	0.00	\$0	2	3.00	\$16,204	1	4.00	\$28,260	1	2.00	\$23,261	2	2.00	\$15,655
Churchill	1	3.00	\$20,709	3	2.67	\$14,314	10	5.60	\$28,164	4	3.25	\$18,403	3	2.67	\$17,643
Desert View	5	3.20	\$16,721	5	3.00	\$14,806	6	2.67	\$16,732	5	1.80	\$10,911	1	2.00	\$8,784
Grover C. Dils	0	0.00	\$0	0	0.00	\$0	1	4.00	\$5,796	0	0.00	\$0	0	0.00	\$0
Humboldt	1	3.00	\$8,418	3	3.67	\$18,878	0	0.00	\$0	5	3.80	\$17,215	1	3.00	\$16,154
Incline Village	0	0.00	\$0	0	0.00	\$0	0	0.00	\$0	0	0.00	\$0	0	0.00	\$0
Mesa View	1	3.00	\$29,009	0	0.00	\$0	1	2.00	\$15,826	5	1.60	\$9,695	2	3.50	\$15,244
Mount Grant	0	0.00	\$0	0	0.00	\$0	0	0.00	\$0	1	4.00	\$14,513	1	1.00	\$2,340
Northeastern	7	4.14	\$30,322	3	4.33	\$30,222	6	4.00	\$35,231	7	2.86	\$20,095	7	3.00	\$24,007
Nye	1	1.00	\$6,856	1	1.00	\$7,625	0	0.00	\$0	0	0.00	\$0	0	0.00	\$0
Pershing	0	0.00	\$0	0	0.00	\$0	0	0.00	\$0	0	0.00	\$0	0	0.00	\$0
South Lyon	0	0.00	\$0	0	0.00	\$0	0	0.00	\$0	1	1.00	\$7,465	1	2.00	\$11,666
William Bee Ririe	0	0.00	\$0	0	0.00	\$0	0	0.00	\$0	1	4.00	\$24,415	0	0.00	\$0
Total	16	3.44	\$22,553	17	3.18	\$17,900	25	4.24	\$25,732	32	2.59	\$15,071	18	2.67	\$17,873
All Counties	643	3.86	\$37,820	663	3.83	\$39,201	684	4.34	\$42,430	718	3.56	\$43,135	624	3.84	\$48,857

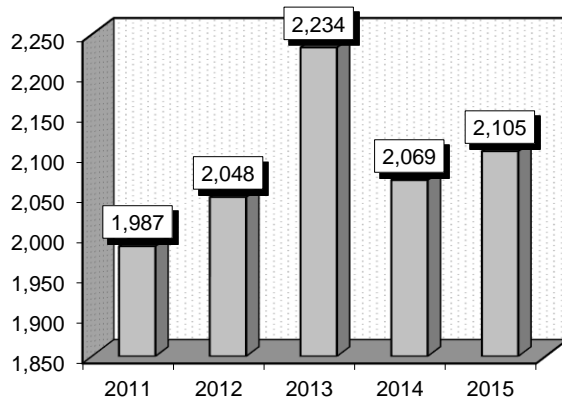
Gastrointestinal Obstruction (388-390)

Diagnoses: that frequently accompanied Gastrointestinal Obstruction were: 1) Unspecified essential hypertension (4019), 2) Paralytic ileus (5601), 3) Dehydration (27651), 4) Hypopotassemia (2768), 5) Other and unspecified hyperlipidemia (2724), 6) Urinary tract infection, site not specified (5990), 7) Unspecified acquired hypothyroidism (2449).

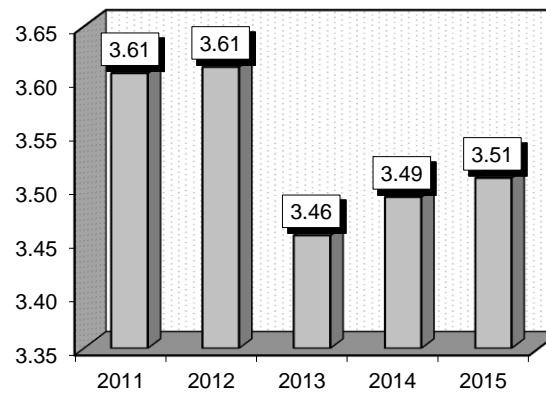
Definitions: **Hypertension:** High blood pressure. **Dehydration:** Occurs when you use or lose more fluid than you take in, and your body doesn't have enough water and other fluids to carry out its normal functions. **Hernia:** A general term used to describe a bulge or protrusion of an organ through the structure or muscle that usually contains it. **Hypopotassemia:** A deficiency of potassium in the blood. **Gastroenteritis:** Inflammation of the stomach and intestines, typically resulting from bacterial toxins or viral infection and causing vomiting and diarrhea. **Diverticulitis:** Inflammation of a diverticulum, especially of the small pockets in the wall of the colon which fill with stagnant fecal material and become inflamed; rarely, they may cause obstruction, perforation, or bleeding. **Peritoneum:** The serous membrane lining the cavity of the abdomen and covering the abdominal organs.

Gender	2011			2012			2013			2014			2015		
	Cases	Avg LOS	Avg Bill	Cases	Avg LOS	Avg Bill	Cases	Avg LOS	Avg Bill	Cases	Avg LOS	Avg Bill	Cases	Avg LOS	Avg Bill
Male	875	3.52	\$31,698	960	3.58	\$33,248	1,011	3.22	\$32,222	929	3.32	\$37,245	975	3.38	\$39,829
Female	1,112	3.68	\$32,396	1,088	3.64	\$34,870	1,223	3.65	\$37,522	1,140	3.63	\$40,121	1,130	3.62	\$41,503
Age Group	Cases	Avg LOS	Avg Bill	Cases	Avg LOS	Avg Bill	Cases	Avg LOS	Avg Bill	Cases	Avg LOS	Avg Bill	Cases	Avg LOS	Avg Bill
0-17	57	2.89	\$21,130	53	2.83	\$18,371	54	2.48	\$18,410	47	4.55	\$54,840	67	2.40	\$23,200
18-35	173	3.15	\$28,611	150	3.28	\$30,399	161	2.78	\$26,685	134	2.73	\$31,037	180	3.09	\$37,113
36-49	282	3.15	\$25,804	305	3.27	\$29,869	346	3.11	\$29,979	336	3.15	\$33,436	304	3.04	\$35,723
50-64	520	3.36	\$29,897	529	3.38	\$30,723	604	3.36	\$34,623	537	3.12	\$33,197	588	3.33	\$38,377
65+	955	4.00	\$36,422	1,011	3.93	\$38,537	1,069	3.77	\$39,187	1,015	3.85	\$43,883	966	3.92	\$45,623
Total	1,987	3.61	\$32,089	2,048	3.61	\$34,110	2,234	3.46	\$35,124	2,069	3.49	\$38,830	2,105	3.51	\$40,728

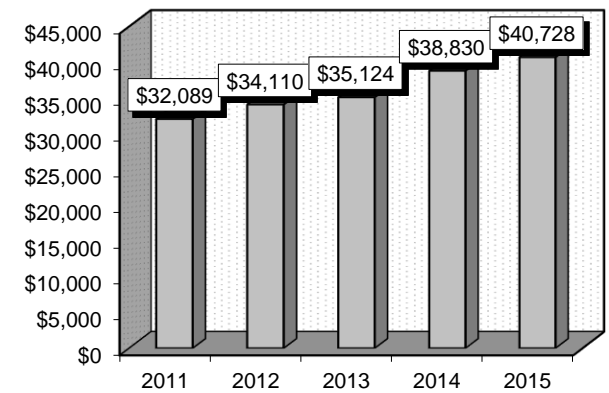
Patient Discharges



Average Length of Stay



Average Billed Charges



County / Hospital	2011			2012			2013			2014			2015		
	Cases	Avg LOS	Avg Bill	Cases	Avg LOS	Avg Bill	Cases	Avg LOS	Avg Bill	Cases	Avg LOS	Avg Bill	Cases	Avg LOS	Avg Bill
Clark															
Centennial Hills	92	3.07	\$34,613	92	3.21	\$42,906	121	2.88	\$42,066	106	2.78	\$46,754	108	2.71	\$45,942
Desert Springs	76	3.57	\$37,341	98	3.87	\$45,715	112	3.47	\$44,359	108	4.12	\$52,436	107	3.36	\$49,403
Mountain View	126	4.00	\$43,990	152	4.25	\$51,118	153	4.51	\$52,179	171	4.12	\$49,948	193	3.98	\$53,451
North Vista	36	5.89	\$48,663	51	5.20	\$35,010	49	3.94	\$31,527	54	3.33	\$27,375	56	2.98	\$24,041
Southern Hills	41	4.39	\$47,178	47	3.28	\$39,111	77	3.42	\$39,828	97	3.90	\$46,562	97	3.42	\$47,484
Spring Valley	104	3.05	\$37,475	93	3.10	\$38,076	121	2.89	\$36,019	89	3.40	\$48,960	108	3.25	\$54,558
St. Rose-Rose de Lima	113	3.35	\$30,119	111	4.05	\$34,074	86	3.52	\$35,519	77	2.94	\$36,117	70	3.93	\$46,929
St. Rose-San Martin	110	3.65	\$35,972	125	3.15	\$27,908	127	3.39	\$34,129	111	3.32	\$34,858	88	3.98	\$48,171
St. Rose-Siena	139	3.71	\$30,560	181	4.20	\$40,196	151	3.80	\$36,976	130	3.32	\$40,419	156	3.74	\$45,231
Summerlin	166	4.13	\$49,634	165	3.50	\$44,602	166	3.96	\$54,935	157	4.20	\$71,021	142	3.51	\$52,660
Sunrise	180	3.24	\$35,943	155	3.63	\$38,627	175	3.32	\$37,316	169	3.12	\$38,712	183	3.88	\$48,528
UMC	127	3.61	\$22,170	103	4.45	\$26,860	131	3.72	\$24,609	118	4.05	\$24,176	118	3.34	\$26,431
Valley	83	3.33	\$34,167	101	3.76	\$41,080	125	3.74	\$44,602	86	4.26	\$60,708	100	4.24	\$55,537
Total	1,393	3.64	\$36,696	1,474	3.80	\$39,464	1,594	3.60	\$40,422	1,473	3.64	\$45,610	1,526	3.61	\$47,195
Washoe															
Carson Tahoe	99	3.43	\$20,449	97	2.88	\$20,976	103	3.44	\$26,344	90	3.08	\$22,246	86	3.05	\$21,623
Northern Nevada	23	2.65	\$24,073	31	2.71	\$27,596	47	2.55	\$28,760	36	2.44	\$32,846	41	2.78	\$38,772
Renown Regional	159	4.47	\$27,581	153	3.65	\$23,740	175	3.41	\$23,851	181	3.46	\$25,750	158	3.67	\$26,344
Renown S. Meadows	42	2.62	\$22,611	48	2.88	\$23,494	48	2.75	\$24,725	42	2.62	\$22,744	50	2.34	\$22,594
Saint Mary's	119	3.76	\$20,833	131	3.14	\$17,414	144	3.22	\$17,878	125	3.23	\$18,190	122	3.72	\$23,126
Sierra Surgery	0	0.00	\$0	0	0.00	\$0	1	9.00	\$48,370	0	0.00	\$0	0	0.00	\$0
Total	442	3.77	\$23,512	460	3.20	\$21,590	518	3.23	\$23,260	474	3.18	\$23,363	457	3.34	\$25,301
Rural															
Battle Mountain	0	0.00	\$0	0	0.00	\$0	0	0.00	\$0	1	2.00	\$8,571	1	4.00	\$19,083
Boulder City	3	1.00	\$6,732	4	1.75	\$2,836	1	6.00	\$34,719	3	2.00	\$9,819	0	0.00	\$0
Carson Valley	15	2.53	\$13,407	10	2.60	\$15,980	20	1.90	\$11,157	18	2.72	\$14,570	30	2.40	\$14,099
Churchill	23	3.35	\$16,515	25	3.64	\$19,245	23	2.43	\$15,717	14	3.36	\$19,784	25	3.36	\$19,325
Desert View	22	2.14	\$9,191	9	1.56	\$6,655	13	2.54	\$15,349	23	2.78	\$16,760	12	2.17	\$17,101
Grover C. Dils	2	2.50	\$5,845	3	3.67	\$11,005	0	0.00	\$0	5	2.80	\$4,345	3	4.33	\$6,926
Humboldt	8	2.00	\$11,943	10	2.40	\$12,492	10	2.00	\$6,763	8	2.50	\$8,554	10	2.60	\$15,146
Incline Village	0	0.00	\$0	1	1.00	\$6,892	0	0.00	\$0	0	0.00	\$0	0	0.00	\$0
Mesa View	27	2.67	\$12,363	18	3.00	\$14,369	12	1.83	\$9,045	22	3.00	\$15,228	18	3.28	\$17,441
Mount Grant	8	4.25	\$12,978	3	2.33	\$9,422	4	1.75	\$8,312	3	3.67	\$15,710	1	1.00	\$6,048
Northeastern	31	3.61	\$25,192	23	2.83	\$22,279	34	3.47	\$26,170	24	3.08	\$26,474	18	3.11	\$26,076
Nye	8	2.25	\$9,889	5	3.20	\$12,466	3	2.33	\$15,623	0	0.00	\$0	0	0.00	\$0
Pershing	2	2.00	\$7,424	0	0.00	\$0	0	0.00	\$0	0	0.00	\$0	0	0.00	\$0
South Lyon	1	1.00	\$9,000	0	0.00	\$0	0	0.00	\$0	1	3.00	\$10,930	2	2.50	\$10,320
William Bee Ririe	2	3.00	\$9,083	3	1.00	\$5,465	2	2.50	\$10,046	0	0.00	\$0	2	3.00	\$18,617
Total	152	2.85	\$14,804	114	2.80	\$15,395	122	2.56	\$16,271	122	2.92	\$17,060	122	2.89	\$17,622
All Counties	1,987	3.61	\$32,089	2,048	3.61	\$34,110	2,234	3.46	\$35,124	2,069	3.49	\$38,830	2,105	3.51	\$40,728

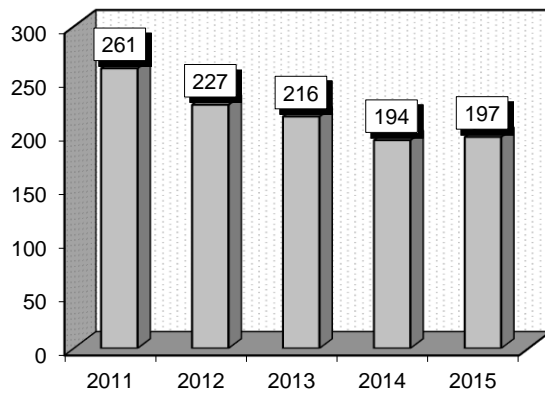
Cholecystectomy - Nonlaparoscopic (411-416)

Procedures: that frequently accompanied Cholecystectomy - Nonlaparoscopic were: 1) Intraoperative cholangiogram (8753), 2) Venous catheterization, not elsewhere classified (3893), 3) Endoscopic sphincterotomy and papillotomy (5185), 4) Endoscopic removal of stone(s) from biliary tract (5188).

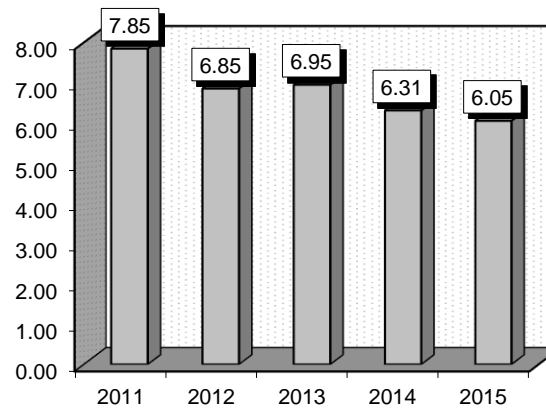
Definitions: Cholecystectomy nonlaparoscopic: (AKA conventional or open cholecystectomy) The gallbladder is removed through a surgical incision high in the right abdomen, just beneath the ribs. **Cholecystitis:** Inflammation of the gallbladder. **Cholangiogram:** A radiograph of the bile ducts made after the ingestion or injection of a radiopaque substance. **Sphincterotomy:** Incision or division of a sphincter muscle. **Cannulation:** Introduction of a cannula (a flexible tube) into a tube-like organ or body cavity. **Electrocautery:** Cauterization of tissue by means of an electrode that consists of a red hot piece of metal, such as a wire, held in a holder, and is heated by either direct or alternating current. The term electrocautery is used to refer to both the procedure and the instrument used in the procedure. **Papillotomy:** A surgical incision in the papilla (a small cone shaped projection) of the duodenum (the beginning portion of the small intestine).

Gender	2011			2012			2013			2014			2015		
	Cases	Avg LOS	Avg Bill	Cases	Avg LOS	Avg Bill	Cases	Avg LOS	Avg Bill	Cases	Avg LOS	Avg Bill	Cases	Avg LOS	Avg Bill
Male	129	8.44	\$128,350	118	7.31	\$102,001	105	7.69	\$123,485	95	6.69	\$103,675	98	6.83	\$134,838
Female	132	7.27	\$99,581	109	6.36	\$92,274	111	6.25	\$94,684	99	5.94	\$106,228	99	5.28	\$97,825
Age Group	Cases	Avg LOS	Avg Bill	Cases	Avg LOS	Avg Bill	Cases	Avg LOS	Avg Bill	Cases	Avg LOS	Avg Bill	Cases	Avg LOS	Avg Bill
0-17	3	7.00	\$90,839	1	3.00	\$26,889	2	4.50	\$39,686	0	0.00	\$0	1	3.00	\$51,800
18-35	27	4.15	\$56,426	28	3.71	\$65,175	20	5.00	\$79,162	23	4.17	\$77,445	21	3.33	\$82,220
36-49	41	6.76	\$89,385	41	6.95	\$103,642	42	5.38	\$89,860	26	5.15	\$88,431	31	4.48	\$86,909
50-64	75	9.76	\$160,035	59	6.02	\$90,798	62	7.35	\$104,094	59	5.81	\$98,480	63	5.94	\$112,010
65+	115	7.88	\$106,420	98	8.26	\$108,528	90	7.89	\$128,725	86	7.57	\$121,801	81	7.48	\$140,365
Total	261	7.85	\$113,800	227	6.85	\$97,330	216	6.95	\$108,684	194	6.31	\$104,978	197	6.05	\$116,238

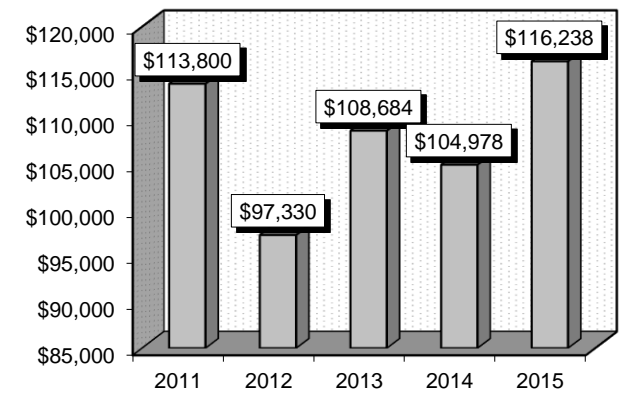
Patient Discharges



Average Length of Stay



Average Billed Charges



County / Hospital	2011			2012			2013			2014			2015		
	Cases	Avg LOS	Avg Bill	Cases	Avg LOS	Avg Bill	Cases	Avg LOS	Avg Bill	Cases	Avg LOS	Avg Bill	Cases	Avg LOS	Avg Bill
Clark															
Centennial Hills	10	6.60	\$146,134	12	6.33	\$122,858	11	5.91	\$135,611	9	5.11	\$95,308	6	4.83	\$125,454
Desert Springs	23	6.91	\$113,881	26	8.42	\$139,799	21	8.05	\$139,889	13	4.38	\$99,092	13	6.23	\$145,986
Mountain View	13	4.54	\$69,058	11	5.73	\$93,091	17	5.82	\$87,732	20	9.00	\$144,650	18	5.78	\$117,334
North Vista	6	5.67	\$105,486	4	4.25	\$71,199	3	4.67	\$78,930	8	6.00	\$86,336	6	6.17	\$99,493
Southern Hills	10	6.80	\$85,673	4	5.75	\$69,136	6	6.67	\$106,583	5	5.40	\$92,682	3	3.00	\$54,202
Spring Valley	9	7.11	\$111,947	16	9.69	\$147,619	23	7.74	\$132,078	14	7.79	\$148,557	16	5.31	\$119,601
St. Rose-Rose de Lima	7	12.43	\$155,442	3	1.33	\$53,261	2	7.00	\$121,795	3	4.67	\$93,475	3	9.33	\$155,923
St. Rose-San Martin	10	10.00	\$131,669	9	7.89	\$112,977	6	5.17	\$78,853	2	5.50	\$116,436	1	11.00	\$142,429
St. Rose-Siena	20	10.30	\$121,595	13	8.31	\$161,682	5	5.80	\$115,052	9	7.22	\$143,282	4	9.75	\$193,562
Summerlin	19	6.32	\$105,470	14	6.21	\$111,132	15	6.20	\$135,669	10	6.70	\$129,435	11	7.45	\$175,336
Sunrise	18	11.89	\$319,180	15	5.27	\$77,729	17	6.12	\$101,898	29	5.48	\$109,801	37	5.62	\$124,927
UMC	27	9.44	\$107,380	21	8.62	\$101,771	19	7.32	\$104,892	17	7.06	\$112,999	20	7.15	\$144,725
Valley	18	8.06	\$138,924	6	5.00	\$93,219	15	9.93	\$173,056	9	6.22	\$111,021	11	6.82	\$144,923
Total	190	8.30	\$134,007	154	7.23	\$115,280	160	7.03	\$121,769	148	6.48	\$118,071	149	6.25	\$133,287
Washoe															
Carson Tahoe	7	3.43	\$39,339	14	6.71	\$70,564	10	5.30	\$70,283	5	8.00	\$73,739	6	3.83	\$46,248
Northern Nevada	3	7.00	\$71,963	3	7.67	\$71,897	5	7.80	\$119,179	2	8.00	\$115,083	1	3.00	\$84,307
Renown Regional	28	7.64	\$60,743	22	7.27	\$55,100	22	7.27	\$67,020	24	6.25	\$62,475	24	6.67	\$70,783
Renown S. Meadows	2	5.50	\$51,184	3	6.67	\$55,870	4	7.25	\$71,618	1	4.00	\$60,243	1	6.00	\$44,521
Saint Mary's	16	7.19	\$71,949	19	5.79	\$67,995	7	8.14	\$67,300	5	4.80	\$66,178	8	3.75	\$62,313
Sierra Surgery	3	3.33	\$22,900	1	2.00	\$19,729	1	1.00	\$18,253	1	1.00	\$18,152	0	0.00	\$0
Total	59	6.69	\$59,565	62	6.60	\$62,823	49	6.92	\$72,428	38	6.18	\$65,988	40	5.55	\$65,090
Rural															
Battle Mountain	0	0.00	\$0	0	0.00	\$0	0	0.00	\$0	0	0.00	\$0	0	0.00	\$0
Boulder City	0	0.00	\$0	0	0.00	\$0	0	0.00	\$0	0	0.00	\$0	0	0.00	\$0
Carson Valley	1	6.00	\$82,352	2	3.00	\$51,912	3	6.00	\$85,130	0	0.00	\$0	0	0.00	\$0
Churchill	4	8.50	\$60,357	1	5.00	\$40,465	3	5.67	\$48,195	1	4.00	\$40,022	0	0.00	\$0
Desert View	1	1.00	\$21,334	0	0.00	\$0	0	0.00	\$0	3	2.00	\$56,500	0	0.00	\$0
Grover C. Dils	0	0.00	\$0	0	0.00	\$0	0	0.00	\$0	0	0.00	\$0	0	0.00	\$0
Humboldt	2	10.00	\$103,509	0	0.00	\$0	0	0.00	\$0	1	7.00	\$44,835	2	6.00	\$51,630
Incline Village	0	0.00	\$0	0	0.00	\$0	0	0.00	\$0	0	0.00	\$0	0	0.00	\$0
Mesa View	0	0.00	\$0	2	2.50	\$33,431	0	0.00	\$0	1	3.00	\$33,606	3	5.00	\$45,499
Mount Grant	0	0.00	\$0	0	0.00	\$0	0	0.00	\$0	0	0.00	\$0	0	0.00	\$0
Northeastern	2	3.50	\$48,950	5	3.40	\$40,619	1	3.00	\$43,853	1	3.00	\$41,308	1	4.00	\$78,144
Nye	0	0.00	\$0	0	0.00	\$0	0	0.00	\$0	0	0.00	\$0	0	0.00	\$0
Pershing	0	0.00	\$0	0	0.00	\$0	0	0.00	\$0	0	0.00	\$0	0	0.00	\$0
South Lyon	0	0.00	\$0	0	0.00	\$0	0	0.00	\$0	0	0.00	\$0	0	0.00	\$0
William Bee Ririe	2	4.00	\$38,075	1	1.00	\$31,632	0	0.00	\$0	1	7.00	\$54,404	2	4.00	\$58,749
Total	12	6.33	\$60,515	11	3.09	\$40,534	7	5.43	\$63,404	8	3.75	\$47,959	8	4.88	\$54,425
All Counties	261	7.85	\$113,800	227	6.85	\$97,330	216	6.95	\$108,684	194	6.31	\$104,978	197	6.05	\$116,238

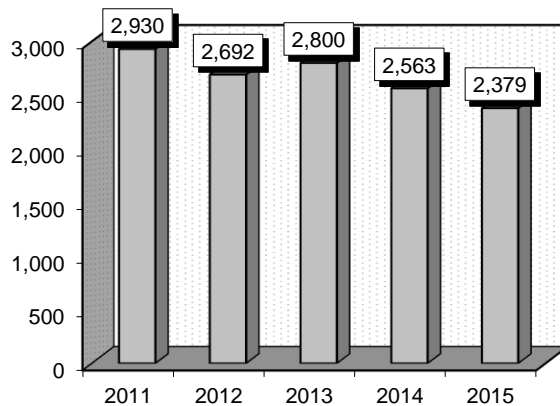
Cholecystectomy - Laparoscopic (417-419)

Procedures: that frequently accompanied Cholecystectomy - Laparoscopic were: 1) Intraoperative cholangiogram (8753), 2) Endoscopic sphincterotomy and papillotomy (5185), 3) Endoscopic removal of stone(s) from biliary tract (5188), 4) Laparoscopic lysis of peritoneal adhesions (5451), 5) Esophagogastroduodenoscopy [EGD] with closed biopsy (4516).

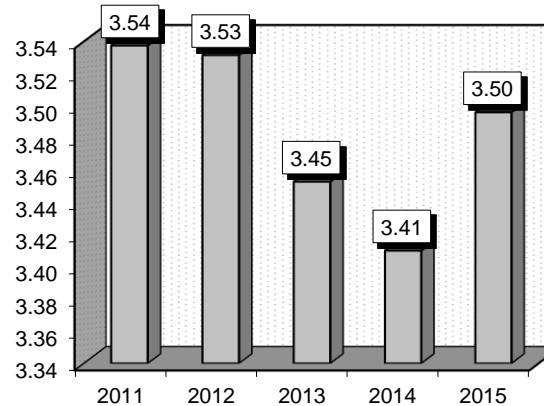
Definitions: **Laparoscope:** A usually rigid endoscope that is inserted through an incision in the abdominal wall and is used to examine visually the interior of the peritoneal cavity. **Cholecystectomy:** The surgical removal of the gallbladder. **Intraoperative:** Denotes that which occurs during an operation. **Cholangiogram:** A radiograph of the bile ducts made after the ingestion or injection of a radiopaque substance. **Sphincterotomy:** Incision or division of a sphincter muscle. **Peritoneum:** The serous membrane lining the cavity of the abdomen and covering the abdominal organs. **Adhesiolysis:** Severing of adhesive band(s); done by laparoscopy or laparotomy. **Esophagogastroduodenoscopy:** A diagnostic procedure that allows the physician to diagnose and treat problems in the upper gastrointestinal (UGI) tract. The doctor uses a long, flexible, lighted tube called an endoscope. **Endoscope:** Medical device consisting of a long, thin, flexible (or rigid) tube which has a light and a video camera.

Gender	2011			2012			2013			2014			2015		
	Cases	Avg LOS	Avg Bill	Cases	Avg LOS	Avg Bill	Cases	Avg LOS	Avg Bill	Cases	Avg LOS	Avg Bill	Cases	Avg LOS	Avg Bill
Male	1,022	4.03	\$64,477	920	4.03	\$65,774	977	4.00	\$73,466	826	3.79	\$72,452	800	3.81	\$83,612
Female	1,908	3.27	\$51,993	1,772	3.27	\$55,947	1,823	3.16	\$60,227	1,737	3.23	\$66,175	1,579	3.34	\$78,413
Age Group	Cases	Avg LOS	Avg Bill	Cases	Avg LOS	Avg Bill	Cases	Avg LOS	Avg Bill	Cases	Avg LOS	Avg Bill	Cases	Avg LOS	Avg Bill
0-17	47	3.40	\$40,291	50	3.14	\$40,917	36	2.69	\$44,850	45	3.27	\$49,542	42	3.52	\$57,976
18-35	766	2.77	\$45,234	724	2.73	\$49,158	748	2.63	\$52,616	697	2.71	\$56,521	586	2.64	\$65,630
36-49	679	2.96	\$48,540	619	2.82	\$51,752	656	2.95	\$60,707	615	2.84	\$59,734	549	2.95	\$71,527
50-64	689	3.52	\$57,243	652	3.75	\$61,884	674	3.44	\$66,069	581	3.35	\$70,617	614	3.53	\$88,600
65+	749	4.87	\$74,974	647	4.92	\$76,711	686	4.88	\$81,988	625	4.81	\$88,643	588	4.81	\$95,477
Total	2,930	3.54	\$56,348	2,692	3.53	\$59,306	2,800	3.45	\$64,846	2,563	3.41	\$68,198	2,379	3.50	\$80,161

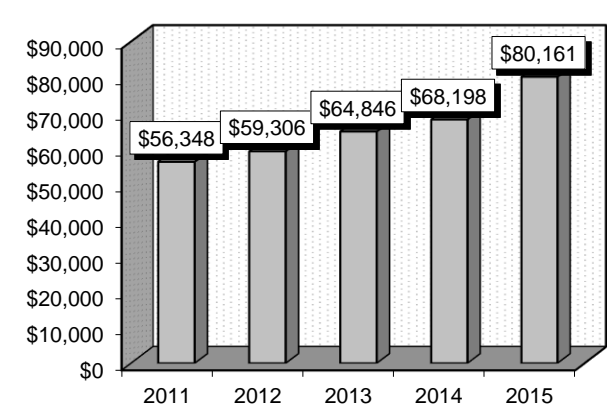
Patient Discharges



Average Length of Stay



Average Billed Charges



County / Hospital	2011			2012			2013			2014			2015		
	Cases	Avg LOS	Avg Bill	Cases	Avg LOS	Avg Bill	Cases	Avg LOS	Avg Bill	Cases	Avg LOS	Avg Bill	Cases	Avg LOS	Avg Bill
Clark															
Centennial Hills	177	3.36	\$66,705	165	3.22	\$71,674	205	3.36	\$81,653	196	2.93	\$85,117	216	3.01	\$86,876
Desert Springs	177	3.70	\$77,118	115	3.84	\$79,234	148	4.57	\$105,970	136	3.85	\$101,044	142	3.64	\$110,852
Mountain View	207	3.69	\$58,474	175	3.74	\$64,573	210	3.84	\$71,093	220	3.58	\$72,092	177	3.45	\$78,401
North Vista	80	4.26	\$69,755	81	3.41	\$58,578	75	3.13	\$56,253	85	3.38	\$60,456	80	2.58	\$56,119
Southern Hills	82	2.94	\$48,899	74	2.51	\$47,979	71	3.01	\$59,548	97	2.84	\$58,825	63	3.25	\$73,521
Spring Valley	148	3.05	\$56,432	152	4.05	\$73,507	152	3.51	\$73,404	146	3.25	\$83,948	146	3.63	\$88,617
St. Rose-Rose de Lima	122	3.39	\$53,172	113	3.60	\$62,529	109	2.97	\$61,342	46	2.70	\$62,354	53	4.11	\$88,271
St. Rose-San Martin	141	2.88	\$53,456	142	3.70	\$61,701	95	3.48	\$68,402	90	3.47	\$72,795	65	3.86	\$84,416
St. Rose-Siena	188	3.59	\$60,370	168	3.64	\$63,314	210	3.31	\$72,948	162	3.90	\$77,143	140	3.54	\$83,127
Summerlin	202	4.26	\$81,759	211	3.70	\$78,672	190	3.67	\$84,838	165	3.61	\$90,615	167	4.11	\$143,973
Sunrise	194	4.05	\$64,390	133	3.61	\$64,436	172	3.60	\$74,453	172	4.42	\$85,077	171	4.82	\$102,358
UMC	255	3.43	\$56,696	247	3.49	\$62,289	257	3.16	\$58,078	245	3.31	\$61,342	248	3.15	\$78,836
Valley	131	4.10	\$67,123	131	3.73	\$72,421	143	3.48	\$74,741	110	4.19	\$92,766	123	3.44	\$84,962
Total	2,104	3.61	\$63,277	1,907	3.60	\$67,233	2,037	3.50	\$73,637	1,870	3.54	\$78,140	1,791	3.57	\$91,454
Washoe															
Carson Tahoe	117	3.26	\$46,523	105	3.05	\$42,533	117	2.85	\$43,780	128	3.14	\$43,091	90	3.58	\$46,963
Northern Nevada	84	2.95	\$47,216	79	2.29	\$49,216	74	3.08	\$60,031	62	2.10	\$53,159	71	2.80	\$64,453
Renown Regional	283	3.67	\$33,349	283	4.21	\$38,850	245	3.98	\$38,846	201	4.26	\$44,419	188	4.05	\$45,042
Renown S. Meadows	46	4.93	\$47,552	55	3.13	\$33,662	52	2.88	\$35,534	37	3.16	\$38,783	42	2.81	\$39,154
Saint Mary's	157	3.22	\$42,891	130	3.24	\$44,476	159	3.25	\$41,963	165	2.34	\$38,123	141	2.61	\$42,762
Sierra Surgery	0	0.00	\$0	3	2.33	\$20,066	1	10.00	\$17,681	2	4.00	\$31,495	0	0.00	\$0
Total	687	3.50	\$40,420	655	3.50	\$41,286	648	3.42	\$42,623	595	3.19	\$42,904	532	3.32	\$46,888
Rural															
Battle Mountain	0	0.00	\$0	0	0.00	\$0	0	0.00	\$0	0	0.00	\$0	0	0.00	\$0
Boulder City	0	0.00	\$0	0	0.00	\$0	0	0.00	\$0	0	0.00	\$0	0	0.00	\$0
Carson Valley	19	2.26	\$27,213	25	2.20	\$34,052	36	2.81	\$39,010	43	2.30	\$31,885	15	2.60	\$32,679
Churchill	34	3.53	\$31,931	30	2.50	\$27,674	19	2.89	\$32,119	17	1.94	\$34,215	13	3.00	\$33,726
Desert View	5	2.60	\$19,562	0	0.00	\$0	2	3.50	\$37,272	2	5.00	\$62,335	0	0.00	\$0
Grover C. Dils	0	0.00	\$0	0	0.00	\$0	0	0.00	\$0	0	0.00	\$0	0	0.00	\$0
Humboldt	41	2.27	\$28,021	35	3.43	\$38,095	25	2.36	\$24,655	23	2.09	\$25,668	11	3.18	\$31,737
Incline Village	0	0.00	\$0	0	0.00	\$0	0	0.00	\$0	0	0.00	\$0	0	0.00	\$0
Mesa View	8	2.00	\$23,810	5	3.00	\$33,475	6	2.83	\$37,070	3	2.33	\$31,574	7	2.86	\$41,924
Mount Grant	0	0.00	\$0	0	0.00	\$0	0	0.00	\$0	0	0.00	\$0	0	0.00	\$0
Northeastern	31	2.42	\$36,334	30	2.57	\$35,348	25	3.28	\$37,643	9	2.56	\$38,374	7	2.29	\$41,919
Nye	0	0.00	\$0	0	0.00	\$0	0	0.00	\$0	0	0.00	\$0	0	0.00	\$0
Pershing	0	0.00	\$0	0	0.00	\$0	0	0.00	\$0	0	0.00	\$0	0	0.00	\$0
South Lyon	0	0.00	\$0	0	0.00	\$0	0	0.00	\$0	0	0.00	\$0	0	0.00	\$0
William Bee Ririe	1	3.00	\$29,342	5	2.40	\$30,700	2	2.00	\$41,270	1	2.00	\$34,434	3	1.67	\$33,206
Total	139	2.61	\$30,184	130	2.72	\$33,816	115	2.83	\$34,362	98	2.27	\$32,064	56	2.75	\$35,076
All Counties	2,930	3.54	\$56,348	2,692	3.53	\$59,306	2,800	3.45	\$64,846	2,563	3.41	\$68,198	2,379	3.50	\$80,161

Cirrhosis & Alcoholic Hepatitis (432-434)

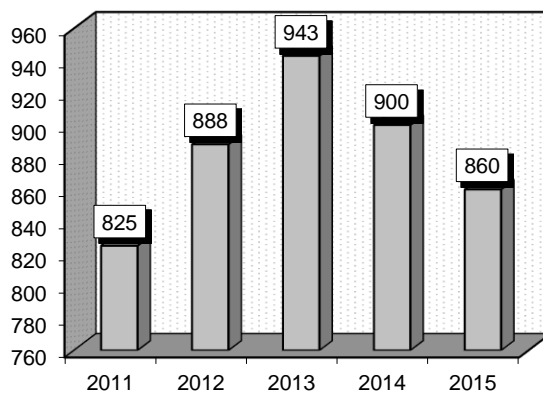
Diagnoses: that frequently accompanied Cirrhosis & Alcoholic Hepatitis were: 1) Ascites (7895), 2) Portal hypertension (5723), 3) Tobacco use disorder (3051), 4) Esophageal varices in diseases classified elsewhere, with bleeding (45620), 5) Unspecified essential hypertension (4019).

Definitions: **Cirrhosis:** A chronic degenerative disease in which normal liver cells are damaged and are then replaced by scar tissue. **Hepatitis:** Inflammation of the liver, due usually to viral infection but sometimes to toxic agents. **Portal hypertension:** Hypertension in the portal system as seen in cirrhosis of the liver and other conditions causing obstruction to the portal vein. **Hepatitis C:** A form of viral hepatitis caused by an RNA virus that is transmitted primarily by blood and blood products, as in blood transfusions or intravenous drug use, and sometimes through sexual contact. Most cases of non-A, non-B hepatitis are of this type. **Ascites:** The accumulation of fluid in the peritoneal cavity, causing abdominal swelling. **Esophageal varices:** Extremely dilated sub-mucosal veins in the lower third of the esophagus. They are most often a consequence of portal hypertension, commonly due to cirrhosis; patients with esophageal varices have a strong tendency to develop bleeding. **Hypertension:** High blood pressure.

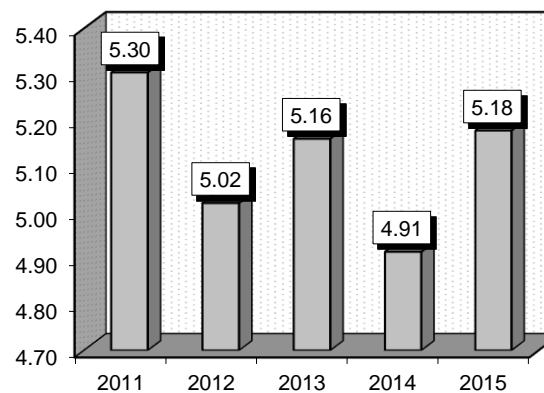
Comment: The liver is the largest internal organ in the human body. The liver helps the body digest fats, stores reserves of nutrients, filters poisons and wastes from the blood, synthesizes proteins, and regulates the levels of many chemicals found in the bloodstream.

Gender	2011			2012			2013			2014			2015		
	Cases	Avg LOS	Avg Bill	Cases	Avg LOS	Avg Bill	Cases	Avg LOS	Avg Bill	Cases	Avg LOS	Avg Bill	Cases	Avg LOS	Avg Bill
Male	510	5.39	\$48,584	540	4.92	\$49,719	596	5.08	\$61,789	550	4.91	\$63,231	544	5.26	\$67,777
Female	315	5.17	\$46,307	348	5.17	\$54,374	347	5.31	\$57,499	350	4.91	\$61,399	316	5.03	\$69,395
Age Group	Cases	Avg LOS	Avg Bill	Cases	Avg LOS	Avg Bill	Cases	Avg LOS	Avg Bill	Cases	Avg LOS	Avg Bill	Cases	Avg LOS	Avg Bill
0-17	0	0.00	\$0	0	0.00	\$0	0	0.00	\$0	0	0.00	\$0	0	0.00	\$0
18-35	41	5.85	\$57,241	56	6.38	\$66,970	49	6.04	\$55,538	41	4.34	\$55,322	50	5.50	\$70,554
36-49	231	5.18	\$47,456	264	4.68	\$45,849	232	5.21	\$57,207	215	5.23	\$65,733	205	4.99	\$61,557
50-64	425	5.59	\$49,038	422	5.05	\$50,040	498	5.17	\$61,962	462	4.83	\$58,265	426	5.11	\$66,740
65+	128	4.39	\$40,739	146	5.05	\$60,266	164	4.78	\$60,537	182	4.89	\$71,139	179	5.47	\$79,448
Total	825	5.30	\$47,715	888	5.02	\$51,543	943	5.16	\$60,211	900	4.91	\$62,519	860	5.18	\$68,371

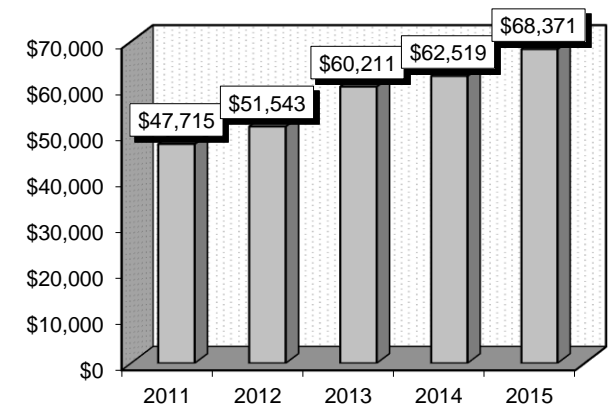
Patient Discharges



Average Length of Stay



Average Billed Charges



County / Hospital	2011			2012			2013			2014			2015		
	Cases	Avg LOS	Avg Bill	Cases	Avg LOS	Avg Bill	Cases	Avg LOS	Avg Bill	Cases	Avg LOS	Avg Bill	Cases	Avg LOS	Avg Bill
Clark															
Centennial Hills	29	5.17	\$62,653	41	5.12	\$73,007	42	4.45	\$76,073	49	3.00	\$61,701	49	5.57	\$90,137
Desert Springs	39	7.15	\$68,053	38	6.13	\$64,086	55	5.69	\$55,908	55	5.27	\$76,080	46	4.72	\$76,322
Mountain View	48	4.10	\$49,719	51	3.47	\$52,403	52	4.85	\$68,625	69	6.09	\$93,275	68	6.75	\$112,869
North Vista	42	4.90	\$51,004	57	6.33	\$47,483	56	6.30	\$61,328	40	4.38	\$51,502	44	3.75	\$40,504
Southern Hills	15	5.00	\$46,381	21	4.10	\$46,776	13	4.77	\$99,004	15	4.47	\$59,248	17	3.53	\$50,032
Spring Valley	53	4.09	\$42,157	43	6.33	\$83,339	63	4.38	\$71,316	38	5.24	\$86,069	49	6.06	\$101,749
St. Rose-Rose de Lima	36	7.00	\$67,141	36	4.14	\$47,907	29	3.76	\$53,516	24	4.58	\$66,917	19	4.53	\$56,363
St. Rose-San Martin	26	5.46	\$47,473	21	5.90	\$59,455	38	4.63	\$57,341	27	6.19	\$70,119	26	6.42	\$82,785
St. Rose-Siena	27	5.41	\$56,847	41	4.88	\$56,727	45	5.02	\$63,252	66	4.79	\$61,539	34	5.18	\$61,689
Summerlin	30	4.20	\$50,266	37	4.59	\$69,880	36	7.50	\$128,289	41	5.68	\$98,453	36	4.31	\$93,727
Sunrise	67	5.16	\$56,456	81	5.21	\$63,307	72	6.44	\$81,674	83	4.58	\$68,053	93	5.04	\$86,388
UMC	144	5.61	\$42,626	127	4.85	\$38,096	123	4.46	\$33,349	126	4.98	\$42,423	106	7.13	\$59,409
Valley	46	4.87	\$58,935	55	4.36	\$66,820	79	4.75	\$82,370	57	4.54	\$94,216	42	4.95	\$107,398
Total	602	5.26	\$51,920	649	5.02	\$56,856	703	5.14	\$66,484	690	4.91	\$69,311	629	5.55	\$80,697
Washoe															
Carson Tahoe	34	7.79	\$41,161	41	4.76	\$35,411	40	4.50	\$36,112	19	4.26	\$36,680	30	4.97	\$38,557
Northern Nevada	18	5.67	\$54,756	23	4.61	\$45,446	22	4.59	\$60,687	22	3.91	\$52,460	18	3.00	\$47,475
Renown Regional	95	5.60	\$38,482	109	5.18	\$37,817	102	5.95	\$44,854	94	5.95	\$46,699	84	4.45	\$36,670
Renown S. Meadows	9	3.22	\$24,221	14	4.00	\$25,740	11	4.82	\$35,251	19	4.21	\$33,946	29	3.10	\$28,503
Saint Mary's	34	4.65	\$36,563	33	4.33	\$40,069	51	5.27	\$39,067	27	4.22	\$29,364	44	4.50	\$31,529
Sierra Surgery	0	0.00	\$0	0	0.00	\$0	0	0.00	\$0	0	0.00	\$0	0	0.00	\$0
Total	190	5.72	\$39,484	220	4.84	\$37,735	226	5.35	\$43,075	181	5.08	\$42,423	205	4.22	\$35,636
Rural															
Battle Mountain	0	0.00	\$0	0	0.00	\$0	0	0.00	\$0	0	0.00	\$0	0	0.00	\$0
Boulder City	0	0.00	\$0	0	0.00	\$0	0	0.00	\$0	0	0.00	\$0	0	0.00	\$0
Carson Valley	2	4.00	\$36,128	3	5.67	\$41,453	3	5.67	\$47,416	1	2.00	\$7,178	1	3.00	\$20,565
Churchill	11	4.36	\$17,711	8	11.13	\$38,568	2	1.50	\$9,979	5	6.00	\$26,513	6	2.50	\$16,762
Desert View	6	2.17	\$10,824	3	3.00	\$13,823	2	1.50	\$11,098	3	2.00	\$10,086	0	0.00	\$0
Grover C. Dils	0	0.00	\$0	0	0.00	\$0	0	0.00	\$0	0	0.00	\$0	0	0.00	\$0
Humboldt	3	2.33	\$14,578	2	6.00	\$30,621	4	3.75	\$20,796	4	5.75	\$32,316	7	4.14	\$27,657
Incline Village	0	0.00	\$0	0	0.00	\$0	0	0.00	\$0	0	0.00	\$0	0	0.00	\$0
Mesa View	1	4.00	\$22,833	0	0.00	\$0	0	0.00	\$0	0	0.00	\$0	1	2.00	\$19,400
Mount Grant	3	7.67	\$19,597	0	0.00	\$0	0	0.00	\$0	0	0.00	\$0	0	0.00	\$0
Northeastern	5	2.80	\$24,525	1	2.00	\$18,550	1	5.00	\$37,373	15	3.27	\$30,372	11	4.64	\$36,506
Nye	0	0.00	\$0	2	2.00	\$7,492	2	1.00	\$262	0	0.00	\$0	0	0.00	\$0
Pershing	0	0.00	\$0	0	0.00	\$0	0	0.00	\$0	0	0.00	\$0	0	0.00	\$0
South Lyon	0	0.00	\$0	0	0.00	\$0	0	0.00	\$0	1	3.00	\$8,683	0	0.00	\$0
William Bee Ririe	2	2.50	\$13,560	0	0.00	\$0	0	0.00	\$0	0	0.00	\$0	0	0.00	\$0
Total	33	3.70	\$18,398	19	7.00	\$29,955	14	3.21	\$21,820	29	3.90	\$26,328	26	3.85	\$28,296
All Counties	825	5.30	\$47,715	888	5.02	\$51,543	943	5.16	\$60,211	900	4.91	\$62,519	860	5.18	\$68,371

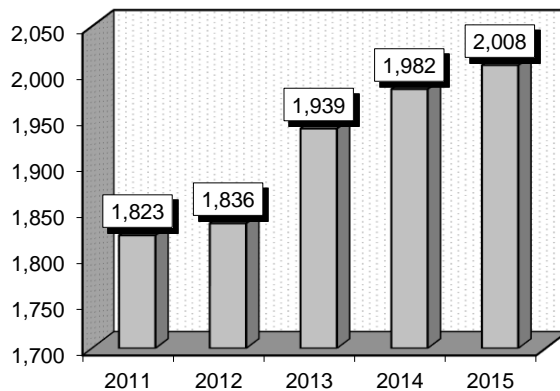
Hip & Femur Procedures Except Major Joint (480-482)

Procedures: that frequently accompanied Hip & Femur Procedures Except Major Joint were: 1) Open reduction of fracture with internal fixation, femur (7935), 2) Transfusion of packed cells (9904), 3) Closed reduction of fracture with internal fixation, femur (7915), 4) Internal fixation of bone without fracture reduction, femur (7855), 5) Venous catheterization, not elsewhere classified (3893), 6) Continuous invasive mechanical ventilation for less than 96 consecutive hours (9671), 7) Hemodialysis (3995).

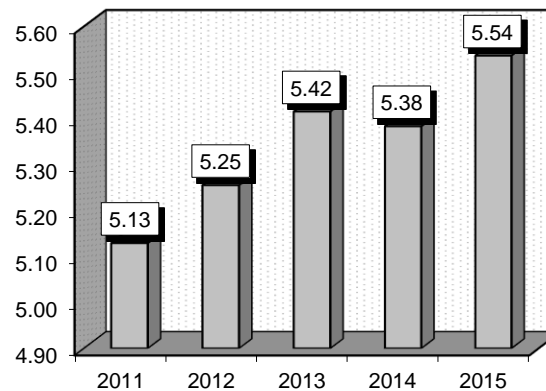
Definitions: **Open reduction:** Realignment of a fractured bone after incision into the fracture site. **Closed reduction:** Therapeutic intervention whereby fractured bone is restored to normal alignment without surgical incision. **Internal fixation:** Any method of holding together the fragments of a fractured bone without the use of appliances external to the skin. After open reduction of the fracture, smooth or threaded pins, Kirschner wires, screws, plates attached by screws, or medullary nails may be inserted through an appropriate incision to stabilize the fragments. **Bone graft:** Surgery to place new bone or bone substitutes into spaces around a broken bone or bone defects. **Osteoclasis:** The intentional surgical fracture of a bone to correct a deformity. **Femur:** The thigh bone, extending from the pelvis to the knee; the longest and strongest bone in the body. **Transfusion:** Transfer of blood or a blood component from one person (donor) to another (recipient). **Arthrotomy:** Incision into a joint.

Gender	2011			2012			2013			2014			2015		
	Cases	Avg LOS	Avg Bill	Cases	Avg LOS	Avg Bill	Cases	Avg LOS	Avg Bill	Cases	Avg LOS	Avg Bill	Cases	Avg LOS	Avg Bill
Male	671	5.15	\$75,257	659	5.54	\$81,866	745	5.75	\$87,689	718	5.79	\$95,974	759	5.69	\$104,609
Female	1,152	5.12	\$73,036	1,177	5.10	\$77,632	1,194	5.21	\$84,535	1,264	5.15	\$87,735	1,249	5.44	\$98,418
Age Group	Cases	Avg LOS	Avg Bill	Cases	Avg LOS	Avg Bill	Cases	Avg LOS	Avg Bill	Cases	Avg LOS	Avg Bill	Cases	Avg LOS	Avg Bill
0-17	88	2.42	\$49,672	81	3.00	\$49,911	109	3.32	\$61,373	117	2.48	\$59,779	87	2.66	\$78,132
18-35	81	3.91	\$76,332	74	5.15	\$91,700	83	5.18	\$94,123	93	4.69	\$94,562	102	3.90	\$102,588
36-49	94	4.90	\$70,172	69	4.81	\$74,966	81	6.86	\$111,109	87	5.06	\$84,931	90	5.46	\$106,541
50-64	265	5.68	\$73,828	282	6.15	\$81,790	310	6.69	\$89,488	300	6.02	\$94,569	286	6.47	\$104,835
65+	1,295	5.29	\$75,614	1,330	5.23	\$79,892	1,356	5.22	\$84,823	1,385	5.56	\$92,605	1,443	5.65	\$100,824
Total	1,823	5.13	\$73,854	1,836	5.25	\$79,152	1,939	5.42	\$85,747	1,982	5.38	\$90,720	2,008	5.54	\$100,758

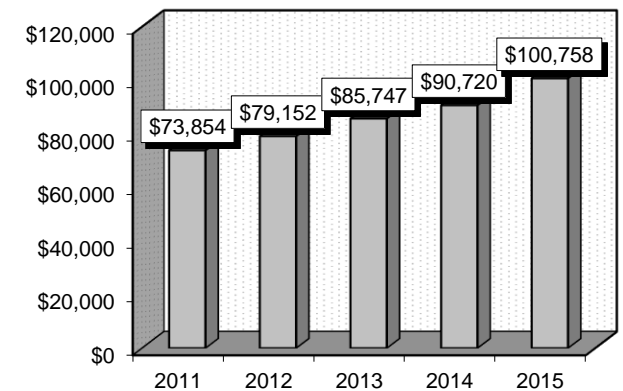
Patient Discharges



Average Length of Stay



Average Billed Charges



County / Hospital	2011			2012			2013			2014			2015		
	Cases	Avg LOS	Avg Bill	Cases	Avg LOS	Avg Bill	Cases	Avg LOS	Avg Bill	Cases	Avg LOS	Avg Bill	Cases	Avg LOS	Avg Bill
Clark															
Centennial Hills	68	5.68	\$92,082	81	4.96	\$97,795	74	4.51	\$105,339	95	5.05	\$116,894	95	6.27	\$145,732
Desert Springs	87	7.09	\$112,154	88	6.25	\$102,575	101	7.38	\$111,583	93	7.44	\$119,629	89	7.42	\$137,452
Mountain View	103	5.40	\$84,696	109	5.61	\$86,807	98	6.31	\$109,765	116	5.41	\$101,884	132	5.62	\$122,055
North Vista	23	5.78	\$62,923	34	6.76	\$76,571	24	7.75	\$91,849	23	6.39	\$86,245	11	5.36	\$72,030
Southern Hills	33	6.00	\$86,739	26	4.50	\$79,889	35	5.29	\$82,477	53	5.45	\$92,946	48	5.17	\$103,300
Spring Valley	119	4.54	\$78,023	106	4.99	\$90,989	110	6.16	\$111,619	97	5.61	\$108,181	123	4.63	\$107,937
St. Rose-Rose de Lima	92	5.27	\$78,224	70	5.44	\$82,429	86	4.42	\$83,159	78	4.91	\$99,128	72	5.88	\$109,617
St. Rose-San Martin	43	4.74	\$82,948	41	5.00	\$91,950	53	4.79	\$87,840	57	5.49	\$101,012	47	4.57	\$87,964
St. Rose-Siena	150	5.17	\$83,908	152	5.65	\$95,569	150	4.55	\$88,537	164	4.85	\$101,636	179	4.78	\$98,932
Summerlin	129	4.28	\$76,053	124	4.90	\$95,327	146	5.09	\$108,333	133	6.26	\$126,002	134	5.51	\$123,958
Sunrise	201	5.31	\$83,219	188	4.82	\$85,356	206	4.79	\$96,182	209	5.28	\$107,077	221	6.42	\$129,822
UMC	154	5.03	\$68,979	135	5.04	\$73,974	155	5.79	\$79,782	203	5.61	\$81,494	171	5.96	\$111,518
Valley	84	6.12	\$92,540	80	5.86	\$100,816	77	6.73	\$125,399	72	5.85	\$121,174	73	6.51	\$132,825
Total	1,286	5.29	\$82,909	1,234	5.31	\$89,725	1,315	5.48	\$98,807	1,393	5.58	\$104,821	1,395	5.75	\$118,293
Washoe															
Carson Tahoe	93	4.96	\$60,614	102	5.30	\$65,245	99	5.04	\$62,033	79	4.77	\$62,041	82	5.12	\$63,191
Northern Nevada	35	3.77	\$53,004	40	4.30	\$66,666	40	4.55	\$70,277	33	7.18	\$77,886	45	5.13	\$82,171
Renown Regional	244	5.13	\$50,455	263	5.42	\$53,641	301	5.99	\$59,209	281	4.84	\$53,915	269	5.38	\$55,541
Renown S. Meadows	28	3.82	\$38,243	25	4.24	\$47,326	35	2.94	\$36,338	25	3.20	\$39,112	32	3.53	\$43,580
Saint Mary's	89	4.33	\$57,355	100	4.88	\$63,153	87	5.08	\$62,057	117	5.17	\$64,025	104	4.77	\$75,459
Sierra Surgery	0	0.00	\$0	0	0.00	\$0	0	0.00	\$0	2	4.50	\$51,768	0	0.00	\$0
Total	489	4.78	\$53,126	530	5.15	\$58,354	562	5.39	\$59,511	537	4.97	\$58,089	532	5.09	\$62,147
Rural															
Battle Mountain	0	0.00	\$0	0	0.00	\$0	0	0.00	\$0	0	0.00	\$0	0	0.00	\$0
Boulder City	0	0.00	\$0	0	0.00	\$0	0	0.00	\$0	0	0.00	\$0	0	0.00	\$0
Carson Valley	10	4.10	\$48,656	20	3.65	\$47,204	10	3.90	\$49,235	14	4.00	\$58,808	19	3.37	\$44,792
Churchill	8	6.13	\$44,488	23	6.65	\$49,810	17	4.65	\$38,941	11	5.18	\$40,591	10	4.80	\$40,571
Desert View	0	0.00	\$0	0	0.00	\$0	0	0.00	\$0	0	0.00	\$0	0	0.00	\$0
Grover C. Dils	0	0.00	\$0	0	0.00	\$0	0	0.00	\$0	0	0.00	\$0	0	0.00	\$0
Humboldt	0	0.00	\$0	0	0.00	\$0	0	0.00	\$0	0	0.00	\$0	8	7.75	\$60,373
Incline Village	0	0.00	\$0	0	0.00	\$0	0	0.00	\$0	0	0.00	\$0	0	0.00	\$0
Mesa View	17	3.59	\$32,691	11	4.27	\$38,552	19	3.84	\$41,035	17	4.65	\$46,682	26	4.81	\$53,120
Mount Grant	0	0.00	\$0	0	0.00	\$0	0	0.00	\$0	0	0.00	\$0	0	0.00	\$0
Northeastern	10	4.10	\$51,267	13	4.92	\$68,961	14	4.71	\$63,130	6	5.17	\$61,794	12	5.42	\$72,593
Nye	0	0.00	\$0	0	0.00	\$0	0	0.00	\$0	0	0.00	\$0	0	0.00	\$0
Pershing	0	0.00	\$0	0	0.00	\$0	0	0.00	\$0	0	0.00	\$0	0	0.00	\$0
South Lyon	0	0.00	\$0	0	0.00	\$0	0	0.00	\$0	0	0.00	\$0	0	0.00	\$0
William Bee Ririe	3	6.33	\$41,745	5	6.20	\$52,634	2	3.50	\$34,851	4	3.25	\$40,746	6	4.33	\$41,588
Total	48	4.40	\$42,419	72	5.11	\$51,020	62	4.26	\$46,573	52	4.54	\$49,945	81	4.81	\$52,364
All Counties	1,823	5.13	\$73,854	1,836	5.25	\$79,152	1,939	5.42	\$85,747	1,982	5.38	\$90,720	2,008	5.54	\$100,758

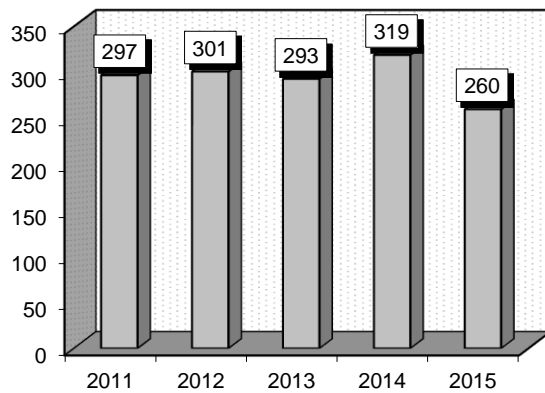
Knee Procedures (485-489)

Procedures: that frequently accompanied Knee Procedures were: 1) Venous catheterization, not elsewhere classified (3893), 2) Other arthrotomy, knee (8016), 3) Synovectomy, knee (8076), 4) Other local excision or destruction of lesion of joint, knee (8086).

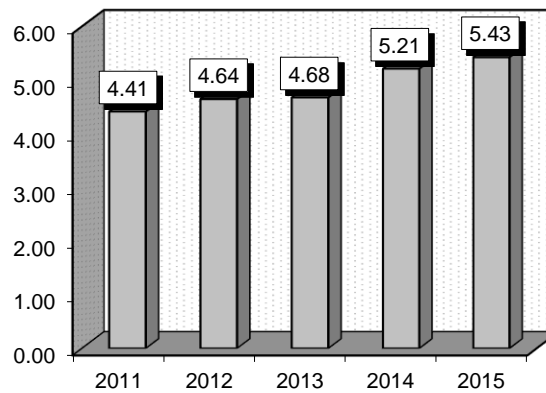
Definitions: Arthrotomy: Incision into a joint. **Synovectomy:** Excision of a synovial membrane, as of that lining the capsule of the knee joint, sometimes done in patients with rheumatoid arthritis.

Gender	2011			2012			2013			2014			2015		
	Cases	Avg LOS	Avg Bill	Cases	Avg LOS	Avg Bill	Cases	Avg LOS	Avg Bill	Cases	Avg LOS	Avg Bill	Cases	Avg LOS	Avg Bill
Male	146	4.64	\$60,033	158	4.54	\$66,783	152	4.95	\$72,081	186	5.36	\$84,857	142	5.96	\$102,987
Female	151	4.19	\$55,018	143	4.76	\$65,219	141	4.38	\$67,004	133	5.01	\$74,976	118	4.79	\$86,800
Age Group	Cases	Avg LOS	Avg Bill	Cases	Avg LOS	Avg Bill	Cases	Avg LOS	Avg Bill	Cases	Avg LOS	Avg Bill	Cases	Avg LOS	Avg Bill
0-17	11	11.45	\$88,740	7	5.29	\$57,676	8	4.50	\$67,168	12	5.58	\$55,054	12	6.17	\$81,027
18-35	24	4.83	\$63,543	35	5.17	\$60,267	33	3.94	\$63,703	30	6.23	\$94,478	20	8.10	\$104,094
36-49	54	4.56	\$55,716	51	5.12	\$72,284	49	4.12	\$73,774	57	6.05	\$80,594	32	6.34	\$103,795
50-64	90	4.29	\$57,461	96	4.34	\$65,921	94	4.86	\$67,308	99	5.27	\$87,512	97	4.81	\$91,886
65+	118	3.70	\$54,164	112	4.48	\$65,626	109	5.00	\$71,765	121	4.48	\$74,403	99	5.10	\$96,747
Total	297	4.41	\$57,484	301	4.64	\$66,040	293	4.68	\$69,638	319	5.21	\$80,738	260	5.43	\$95,640

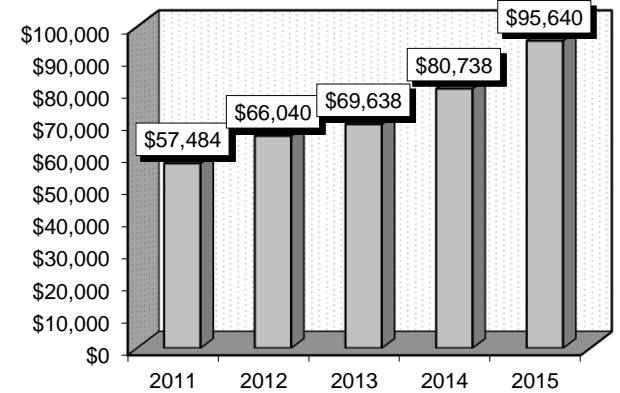
Patient Discharges



Average Length of Stay



Average Billed Charges



County / Hospital	2011			2012			2013			2014			2015		
	Cases	Avg LOS	Avg Bill	Cases	Avg LOS	Avg Bill	Cases	Avg LOS	Avg Bill	Cases	Avg LOS	Avg Bill	Cases	Avg LOS	Avg Bill
Clark															
Centennial Hills	24	2.96	\$54,662	26	3.58	\$83,415	18	3.17	\$84,969	22	3.95	\$109,430	26	4.23	\$125,819
Desert Springs	9	6.00	\$61,617	12	12.75	\$103,135	13	5.54	\$116,498	14	7.93	\$114,905	9	4.78	\$85,928
Mountain View	10	3.50	\$58,973	20	4.50	\$78,556	9	4.33	\$71,669	14	5.00	\$89,345	14	6.29	\$100,709
North Vista	8	4.13	\$56,733	7	3.71	\$56,130	2	2.00	\$44,959	2	5.50	\$64,677	1	1.00	\$36,885
Southern Hills	11	3.45	\$53,990	10	2.00	\$49,804	18	3.33	\$63,799	7	4.57	\$81,041	13	3.00	\$61,349
Spring Valley	34	3.59	\$71,768	25	4.04	\$83,400	38	4.68	\$71,325	37	3.62	\$97,357	35	3.46	\$103,421
St. Rose-Rose de Lima	21	4.05	\$60,721	14	4.79	\$87,130	7	6.43	\$113,525	4	6.25	\$93,062	8	10.25	\$139,879
St. Rose-San Martin	5	5.60	\$88,738	1	6.00	\$38,852	6	5.00	\$75,678	4	5.50	\$78,289	3	2.33	\$99,680
St. Rose-Siena	21	4.24	\$63,985	42	4.64	\$66,925	34	3.62	\$71,847	36	4.67	\$85,004	23	6.04	\$113,469
Summerlin	10	10.70	\$84,612	5	2.20	\$52,331	9	5.67	\$101,458	9	4.44	\$127,940	9	6.33	\$169,233
Sunrise	20	4.55	\$69,228	14	5.36	\$76,558	10	4.10	\$82,971	28	7.82	\$103,110	16	8.88	\$124,475
UMC	22	4.23	\$47,793	16	7.19	\$82,486	19	9.89	\$79,239	25	6.20	\$70,367	21	7.52	\$107,301
Valley	2	7.50	\$65,760	3	5.33	\$93,805	2	6.00	\$91,903	3	4.33	\$86,711	5	3.60	\$86,805
Total	197	4.37	\$63,047	195	4.96	\$76,706	185	4.86	\$79,791	205	5.30	\$94,484	183	5.49	\$110,047
Washoe															
Carson Tahoe	7	2.86	\$42,928	7	4.14	\$50,661	9	3.22	\$54,423	14	4.14	\$57,884	7	4.57	\$51,509
Northern Nevada	12	2.58	\$49,039	12	4.58	\$69,654	7	4.57	\$103,009	6	3.83	\$64,016	5	3.40	\$85,899
Renown Regional	36	4.83	\$44,100	38	5.18	\$47,025	43	4.58	\$46,309	44	5.34	\$56,643	31	6.77	\$64,237
Renown S. Meadows	16	3.88	\$36,306	13	1.69	\$23,370	9	1.89	\$37,059	11	3.91	\$43,597	4	5.25	\$52,059
Saint Mary's	17	7.41	\$72,468	20	4.60	\$61,426	29	5.48	\$59,162	22	7.55	\$76,133	19	4.21	\$64,038
Sierra Surgery	3	3.00	\$27,641	4	1.75	\$19,224	1	2.00	\$18,605	4	2.50	\$35,371	0	0.00	\$0
Total	91	4.64	\$48,047	94	4.28	\$48,794	98	4.45	\$53,775	101	5.30	\$59,235	66	5.45	\$63,733
Rural															
Battle Mountain	0	0.00	\$0	0	0.00	\$0	0	0.00	\$0	0	0.00	\$0	0	0.00	\$0
Boulder City	0	0.00	\$0	0	0.00	\$0	0	0.00	\$0	0	0.00	\$0	0	0.00	\$0
Carson Valley	1	3.00	\$38,501	2	1.00	\$26,832	5	2.80	\$36,000	1	4.00	\$35,850	2	3.50	\$32,574
Churchill	5	3.40	\$28,115	1	8.00	\$31,664	2	5.00	\$33,502	6	3.33	\$25,540	2	3.00	\$39,067
Desert View	0	0.00	\$0	0	0.00	\$0	0	0.00	\$0	0	0.00	\$0	0	0.00	\$0
Grover C. Dils	0	0.00	\$0	0	0.00	\$0	0	0.00	\$0	0	0.00	\$0	0	0.00	\$0
Humboldt	0	0.00	\$0	0	0.00	\$0	0	0.00	\$0	0	0.00	\$0	2	4.50	\$44,978
Incline Village	0	0.00	\$0	0	0.00	\$0	0	0.00	\$0	0	0.00	\$0	0	0.00	\$0
Mesa View	2	2.50	\$34,541	5	2.00	\$26,454	2	4.00	\$46,633	1	1.00	\$19,977	3	4.33	\$43,852
Mount Grant	0	0.00	\$0	0	0.00	\$0	0	0.00	\$0	0	0.00	\$0	0	0.00	\$0
Northeastern	1	3.00	\$31,940	4	2.00	\$29,045	1	2.00	\$32,326	4	3.00	\$40,357	1	9.00	\$89,623
Nye	0	0.00	\$0	0	0.00	\$0	0	0.00	\$0	0	0.00	\$0	0	0.00	\$0
Pershing	0	0.00	\$0	0	0.00	\$0	0	0.00	\$0	0	0.00	\$0	0	0.00	\$0
South Lyon	0	0.00	\$0	0	0.00	\$0	0	0.00	\$0	0	0.00	\$0	0	0.00	\$0
William Bee Ririe	0	0.00	\$0	0	0.00	\$0	0	0.00	\$0	1	4.00	\$32,838	1	2.00	\$67,075
Total	9	3.11	\$31,122	12	2.33	\$27,815	10	3.40	\$37,260	13	3.15	\$31,025	11	4.18	\$47,408
All Counties	297	4.41	\$57,484	301	4.64	\$66,040	293	4.68	\$69,638	319	5.21	\$80,738	260	5.43	\$95,640

Back & Neck Procedures Except Spinal Fusion (490-491,518-520)

Procedures: that frequently accompanied Back & Neck Procedures Except Spinal Fusion were: 1) Other exploration and decompression of spinal canal (0309), 2) Excision of intervertebral disc (8051), 3) Other repair and plastic operations on spinal cord structures (0359), 4) Intra-operative neurophysiologic monitoring (0094), 5) Excision of lesion of other soft tissue (8339), 6) Removal of implanted devices from bone, other bones (7869).

Definitions: Exploration: An active examination, usually involving a surgical procedure, to ascertain conditions present within a body cavity as an aid in diagnosis.

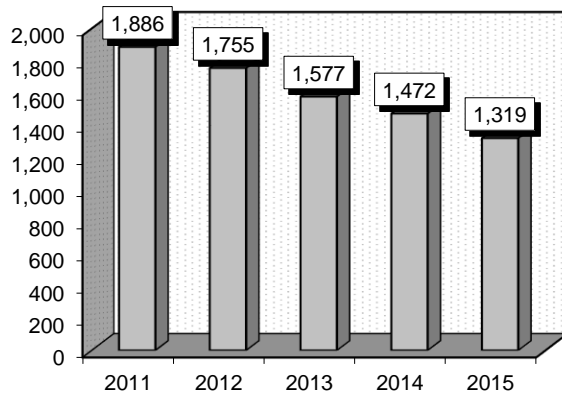
Decompression: The removal of pressure.

Comment: Additional related procedures included, but are not limited to, spinal cord exploration, excision of a spinal cord lesion, vertebral fracture repair, and insertion of a spinal stimulator. The spinal cord is an extension of the brain. It is protected by a bony structure called the vertebral or spinal column. There is a wide space that surrounds the spinal cord. This space contains the cerebrospinal fluid. All the information going from the brain to the limbs travels through the spinal cord. This then allows for movement. The spinal cord is the first relay station for sensory information (what we feel in our arms and legs) on its way to consciousness in various centers of the brain.

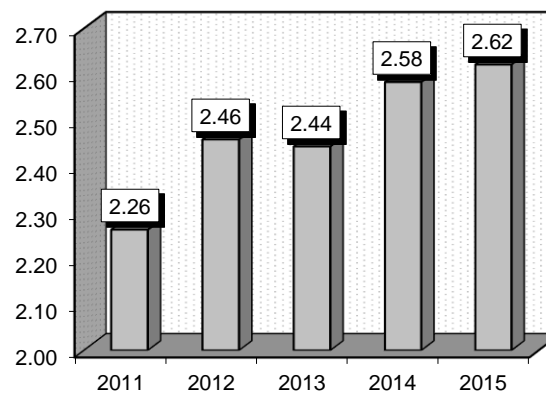
Note: DRGs 490-491 were replaced with DRGs 518-520 by the Centers for Medicare & Medicaid Services (CMS) On 10/01/2014.

Gender	2011			2012			2013			2014			2015		
	Cases	Avg LOS	Avg Bill	Cases	Avg LOS	Avg Bill	Cases	Avg LOS	Avg Bill	Cases	Avg LOS	Avg Bill	Cases	Avg LOS	Avg Bill
Male	1,055	2.27	\$43,861	1,028	2.41	\$47,589	913	2.52	\$56,291	835	2.60	\$61,763	776	2.56	\$68,769
Female	831	2.25	\$42,208	727	2.53	\$46,749	664	2.33	\$53,879	637	2.56	\$61,675	543	2.71	\$75,705
Age Group	Cases	Avg LOS	Avg Bill	Cases	Avg LOS	Avg Bill	Cases	Avg LOS	Avg Bill	Cases	Avg LOS	Avg Bill	Cases	Avg LOS	Avg Bill
0-17	5	1.20	\$33,333	9	3.11	\$63,170	2	3.50	\$78,717	0	0.00	\$0	4	7.00	\$183,697
18-35	172	1.94	\$40,427	143	2.25	\$48,348	129	1.96	\$50,627	127	2.22	\$57,298	113	2.40	\$73,761
36-49	377	2.14	\$43,543	318	2.44	\$46,171	284	1.96	\$50,433	264	2.34	\$60,448	216	2.07	\$73,840
50-64	660	2.11	\$42,286	571	2.33	\$47,637	544	2.48	\$55,432	504	2.53	\$61,712	445	2.50	\$69,004
65+	672	2.58	\$44,499	714	2.60	\$46,979	618	2.73	\$58,257	577	2.82	\$63,296	541	2.96	\$71,621
Total	1,886	2.26	\$43,132	1,755	2.46	\$47,241	1,577	2.44	\$55,275	1,472	2.58	\$61,725	1,319	2.62	\$71,624

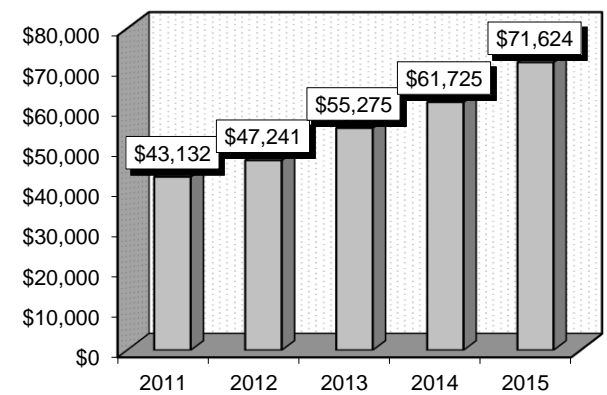
Patient Discharges



Average Length of Stay



Average Billed Charges



County / Hospital	2011			2012			2013			2014			2015		
	Cases	Avg LOS	Avg Bill	Cases	Avg LOS	Avg Bill	Cases	Avg LOS	Avg Bill	Cases	Avg LOS	Avg Bill	Cases	Avg LOS	Avg Bill
Clark															
Centennial Hills	12	2.58	\$52,071	13	1.69	\$48,843	15	2.07	\$60,146	16	2.38	\$72,634	22	3.09	\$89,181
Desert Springs	19	2.16	\$71,674	21	1.48	\$73,870	24	1.46	\$70,758	25	2.32	\$82,208	16	1.94	\$99,502
Mountain View	155	2.43	\$44,889	138	2.48	\$46,388	181	2.65	\$66,554	129	2.14	\$57,407	158	2.55	\$61,869
North Vista	37	2.38	\$55,877	32	3.06	\$66,453	35	3.00	\$66,643	47	3.38	\$72,314	13	2.77	\$64,244
Southern Hills	57	2.21	\$46,758	57	2.44	\$49,915	77	1.77	\$52,955	86	1.24	\$44,125	105	1.67	\$49,687
Spring Valley	83	2.19	\$47,617	63	2.56	\$54,803	69	3.01	\$62,062	78	3.58	\$80,773	88	2.92	\$75,729
St. Rose-Rose de Lima	0	0.00	\$0	0	0.00	\$0	0	0.00	\$0	0	0.00	\$0	0	0.00	\$0
St. Rose-San Martin	60	2.20	\$64,355	66	2.14	\$59,082	55	2.09	\$72,757	40	2.83	\$79,272	42	3.17	\$90,999
St. Rose-Siena	265	1.47	\$35,350	271	1.61	\$40,957	168	1.66	\$45,280	124	2.03	\$51,002	81	2.40	\$67,961
Summerlin	38	2.11	\$60,316	39	2.08	\$52,483	38	1.87	\$57,893	73	2.33	\$69,948	67	3.49	\$84,100
Sunrise	120	2.71	\$55,016	96	3.36	\$69,846	106	3.61	\$88,977	90	3.42	\$93,053	64	4.19	\$112,431
UMC	104	3.09	\$64,138	103	3.48	\$69,427	108	4.04	\$74,657	101	2.52	\$67,286	82	3.12	\$105,852
Valley	104	2.72	\$61,634	87	3.47	\$73,742	95	2.51	\$71,395	126	2.87	\$86,184	148	2.48	\$96,824
Total	1,054	2.25	\$50,126	986	2.47	\$55,101	971	2.59	\$65,319	935	2.54	\$69,249	886	2.73	\$80,375
Washoe															
Carson Tahoe	71	2.04	\$43,194	50	2.16	\$43,422	45	1.93	\$44,503	28	2.39	\$47,855	43	2.44	\$49,494
Northern Nevada	41	2.37	\$49,324	41	2.46	\$60,718	29	2.07	\$56,705	28	2.04	\$60,448	22	1.59	\$69,648
Renown Regional	448	2.42	\$26,361	417	2.63	\$29,208	273	2.32	\$31,232	214	3.33	\$39,639	147	3.16	\$46,917
Renown S. Meadows	0	0.00	\$0	0	0.00	\$0	0	0.00	\$0	0	0.00	\$0	0	0.00	\$0
Saint Mary's	257	2.12	\$43,735	247	2.21	\$46,085	248	2.12	\$45,369	245	2.23	\$56,684	215	1.95	\$58,268
Sierra Surgery	15	1.60	\$25,118	14	2.07	\$25,418	11	2.91	\$29,028	22	1.91	\$32,222	6	2.00	\$29,186
Total	832	2.28	\$34,273	769	2.45	\$37,164	606	2.21	\$39,182	537	2.66	\$48,625	433	2.39	\$53,718
Rural															
Battle Mountain	0	0.00	\$0	0	0.00	\$0	0	0.00	\$0	0	0.00	\$0	0	0.00	\$0
Boulder City	0	0.00	\$0	0	0.00	\$0	0	0.00	\$0	0	0.00	\$0	0	0.00	\$0
Carson Valley	0	0.00	\$0	0	0.00	\$0	0	0.00	\$0	0	0.00	\$0	0	0.00	\$0
Churchill	0	0.00	\$0	0	0.00	\$0	0	0.00	\$0	0	0.00	\$0	0	0.00	\$0
Desert View	0	0.00	\$0	0	0.00	\$0	0	0.00	\$0	0	0.00	\$0	0	0.00	\$0
Grover C. Dils	0	0.00	\$0	0	0.00	\$0	0	0.00	\$0	0	0.00	\$0	0	0.00	\$0
Humboldt	0	0.00	\$0	0	0.00	\$0	0	0.00	\$0	0	0.00	\$0	0	0.00	\$0
Incline Village	0	0.00	\$0	0	0.00	\$0	0	0.00	\$0	0	0.00	\$0	0	0.00	\$0
Mesa View	0	0.00	\$0	0	0.00	\$0	0	0.00	\$0	0	0.00	\$0	0	0.00	\$0
Mount Grant	0	0.00	\$0	0	0.00	\$0	0	0.00	\$0	0	0.00	\$0	0	0.00	\$0
Northeastern	0	0.00	\$0	0	0.00	\$0	0	0.00	\$0	0	0.00	\$0	0	0.00	\$0
Nye	0	0.00	\$0	0	0.00	\$0	0	0.00	\$0	0	0.00	\$0	0	0.00	\$0
Pershing	0	0.00	\$0	0	0.00	\$0	0	0.00	\$0	0	0.00	\$0	0	0.00	\$0
South Lyon	0	0.00	\$0	0	0.00	\$0	0	0.00	\$0	0	0.00	\$0	0	0.00	\$0
William Bee Ririe	0	0.00	\$0	0	0.00	\$0	0	0.00	\$0	0	0.00	\$0	0	0.00	\$0
Total	0	0.00	\$0	0	0.00	\$0	0	0.00	\$0	0	0.00	\$0	0	0.00	\$0
All Counties	1,886	2.26	\$43,132	1,755	2.46	\$47,241	1,577	2.44	\$55,275	1,472	2.58	\$61,725	1,319	2.62	\$71,624

Medical Back Problems (551-552)

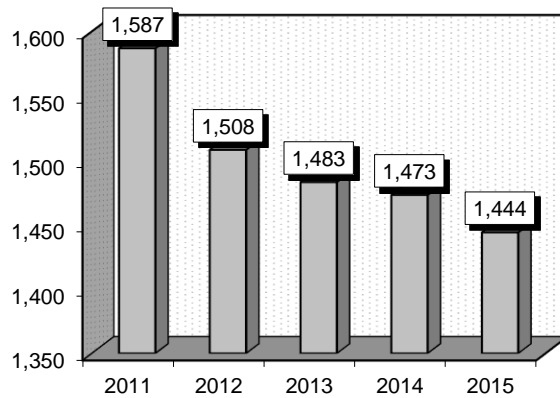
Diagnoses: that frequently accompanied Medical Back Problems were: 1) Unspecified essential hypertension (4019), 2) Other and unspecified hyperlipidemia (2724), 3) Tobacco use disorder (3051), 4) Closed fracture of lumbar vertebra without mention of spinal cord injury (8054), 5) Closed fracture of dorsal [thoracic] vertebra without mention of spinal cord injury (8052).

Definitions: **Vertebra:** Any of the bones or cartilaginous segments of the spinal column, usually 33 in number. **Intervertebral:** Located between vertebrae. **Myelopathy:** Any disease of the spinal cord. **Stenosis:** The abnormal narrowing of a passage in the body. **Hyperlipidemia:** An abnormally high concentration of fats or lipids in the blood. **Fracture:** A break in bone or cartilage. Although usually a result of trauma, a fracture can be the result of an acquired disease of bone, such as osteoporosis, or of abnormal formation of bone in a congenital disease of bone, such as osteogenesis imperfecta ('brittle bone disease'). **Dorsal:** Denoting a position more toward the back surface than some other object of reference; a synonym of posterior in human anatomy. **Hypertension:** High blood pressure.

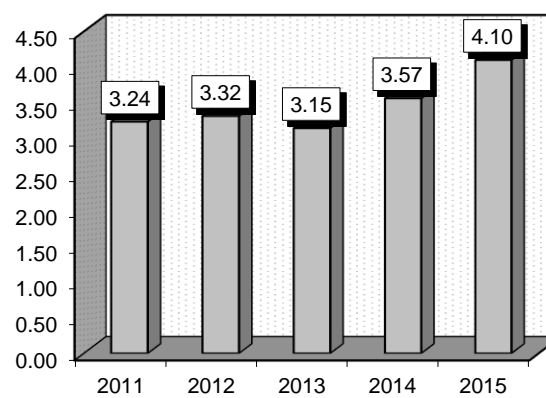
Comment: Diagnoses under this DRG, include but are not limited to, displacement of lumbar intervertebral disc without myelopathy, spinal stenosis, lumbago, closed fracture of dorsal vertebra and closed fracture of lumbar vertebra. It's interesting that persons with this diagnosis, as well as many other medical problems throughout this book, commonly have a diagnosis of tobacco use.

Gender	2011			2012			2013			2014			2015		
	Cases	Avg LOS	Avg Bill	Cases	Avg LOS	Avg Bill	Cases	Avg LOS	Avg Bill	Cases	Avg LOS	Avg Bill	Cases	Avg LOS	Avg Bill
Male	736	3.34	\$34,190	683	3.13	\$34,848	698	3.08	\$35,628	667	3.67	\$42,289	670	4.10	\$49,892
Female	851	3.16	\$31,608	825	3.48	\$34,928	785	3.21	\$35,159	806	3.48	\$39,041	774	4.10	\$45,857
Age Group	Cases	Avg LOS	Avg Bill	Cases	Avg LOS	Avg Bill	Cases	Avg LOS	Avg Bill	Cases	Avg LOS	Avg Bill	Cases	Avg LOS	Avg Bill
0-17	31	1.94	\$22,775	33	2.73	\$28,389	25	3.04	\$42,176	21	2.81	\$34,655	21	2.29	\$31,403
18-35	143	3.04	\$33,642	161	2.68	\$35,537	158	2.41	\$33,271	141	2.51	\$34,225	147	3.47	\$42,882
36-49	236	2.87	\$30,356	227	2.85	\$32,585	216	2.32	\$29,289	194	3.37	\$37,681	178	3.56	\$45,821
50-64	411	3.32	\$32,737	364	3.56	\$35,812	360	3.43	\$35,156	340	3.48	\$43,111	355	4.17	\$49,906
65+	766	3.40	\$33,847	723	3.51	\$35,306	724	3.42	\$37,534	777	3.86	\$41,381	743	4.38	\$48,567
Total	1,587	3.24	\$32,806	1,508	3.32	\$34,892	1,483	3.15	\$35,380	1,473	3.57	\$40,512	1,444	4.10	\$47,729

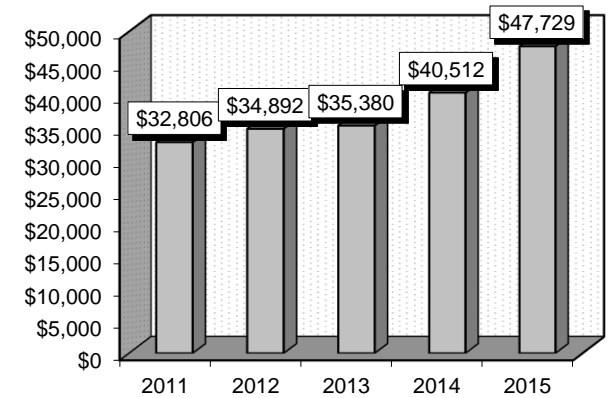
Patient Discharges



Average Length of Stay



Average Billed Charges



County / Hospital	2011			2012			2013			2014			2015		
	Cases	Avg LOS	Avg Bill	Cases	Avg LOS	Avg Bill	Cases	Avg LOS	Avg Bill	Cases	Avg LOS	Avg Bill	Cases	Avg LOS	Avg Bill
Clark															
Centennial Hills	53	3.96	\$41,875	35	3.20	\$35,256	51	2.92	\$44,430	65	3.83	\$49,821	50	3.32	\$53,386
Desert Springs	57	2.96	\$31,691	48	3.90	\$47,509	51	2.63	\$39,410	50	4.86	\$50,498	39	3.95	\$48,889
Mountain View	126	2.66	\$30,031	146	2.87	\$36,805	119	3.48	\$44,832	124	3.29	\$51,860	163	3.65	\$53,332
North Vista	18	5.67	\$49,364	28	3.39	\$27,310	25	3.28	\$28,222	31	3.55	\$32,513	30	2.47	\$24,789
Southern Hills	50	2.42	\$25,036	54	2.94	\$31,922	50	2.88	\$32,628	66	2.18	\$34,046	60	2.88	\$40,688
Spring Valley	64	3.63	\$38,735	67	3.66	\$38,113	55	3.87	\$42,544	46	3.76	\$46,757	73	6.00	\$59,295
St. Rose-Rose de Lima	35	3.03	\$35,527	15	4.07	\$47,569	19	3.21	\$42,509	11	6.73	\$67,916	16	6.13	\$58,952
St. Rose-San Martin	62	3.21	\$30,697	48	3.73	\$40,869	31	2.68	\$37,507	30	2.47	\$48,072	26	3.81	\$57,516
St. Rose-Siena	66	3.45	\$39,148	57	3.14	\$37,790	47	2.49	\$38,847	38	2.79	\$40,238	29	3.31	\$53,502
Summerlin	80	3.20	\$36,872	61	2.90	\$40,865	66	3.02	\$44,658	64	3.81	\$57,358	73	5.22	\$56,834
Sunrise	217	3.41	\$39,808	226	2.95	\$38,764	222	3.01	\$44,504	252	3.46	\$47,443	221	4.08	\$61,814
UMC	188	3.20	\$32,634	211	2.79	\$32,519	175	3.39	\$33,091	204	3.56	\$34,482	176	5.10	\$47,871
Valley	151	2.97	\$33,453	111	3.74	\$37,726	129	2.80	\$36,545	69	3.58	\$51,231	107	3.96	\$48,439
Total	1,167	3.21	\$35,076	1,107	3.15	\$37,093	1,040	3.09	\$39,824	1,050	3.49	\$45,251	1,063	4.23	\$52,861
Washoe															
Carson Tahoe	54	3.35	\$26,040	51	3.43	\$24,028	38	3.50	\$27,345	50	3.38	\$23,519	66	2.76	\$20,638
Northern Nevada	17	3.12	\$39,610	11	2.36	\$26,436	13	2.85	\$31,745	11	3.09	\$33,873	13	4.77	\$54,388
Renown Regional	245	3.38	\$29,155	219	4.41	\$35,259	176	3.89	\$35,239	157	4.10	\$37,348	152	4.88	\$46,447
Renown S. Meadows	23	2.52	\$21,347	16	2.88	\$24,492	4	3.00	\$22,402	7	2.00	\$17,775	7	3.43	\$31,689
Saint Mary's	28	2.57	\$23,544	45	2.87	\$22,294	91	3.58	\$23,713	130	3.29	\$23,339	103	2.86	\$25,009
Sierra Surgery	0	0.00	\$0	1	1.00	\$3,817	0	0.00	\$0	1	1.00	\$100,975	0	0.00	\$0
Total	367	3.25	\$28,264	343	3.91	\$31,011	322	3.70	\$30,749	356	3.62	\$29,976	341	3.82	\$34,976
Rural															
Battle Mountain	1	3.00	\$2,938	2	2.50	\$6,202	0	0.00	\$0	0	0.00	\$0	0	0.00	\$0
Boulder City	6	4.17	\$6,223	5	3.20	\$7,232	3	4.00	\$10,587	9	4.78	\$14,806	2	2.50	\$8,608
Carson Valley	0	0.00	\$0	2	1.50	\$7,624	1	1.00	\$3,484	4	2.25	\$12,859	3	2.33	\$15,411
Churchill	16	5.25	\$19,256	10	3.90	\$19,151	5	4.00	\$19,413	11	6.64	\$31,857	4	3.50	\$19,732
Desert View	9	3.11	\$14,128	9	3.00	\$12,782	9	2.00	\$10,050	19	4.11	\$25,524	13	3.15	\$21,157
Grover C. Dils	0	0.00	\$0	2	3.50	\$3,077	2	3.50	\$3,378	0	0.00	\$0	1	4.00	\$4,642
Humboldt	3	1.00	\$6,423	4	1.75	\$9,200	1	8.00	\$37,054	1	10.00	\$45,789	2	3.50	\$13,426
Incline Village	0	0.00	\$0	0	0.00	\$0	0	0.00	\$0	0	0.00	\$0	0	0.00	\$0
Mesa View	3	2.33	\$10,723	0	0.00	\$0	2	3.00	\$16,150	1	5.00	\$29,375	3	2.67	\$15,244
Mount Grant	3	6.67	\$19,009	1	1.00	\$3,354	2	9.50	\$34,901	5	5.40	\$10,552	1	3.00	\$9,020
Northeastern	8	1.88	\$17,517	15	3.07	\$26,473	17	4.41	\$37,815	11	2.64	\$23,650	9	3.00	\$29,779
Nye	0	0.00	\$0	3	3.33	\$15,422	73	1.00	\$765	0	0.00	\$0	0	0.00	\$0
Pershing	1	2.00	\$4,461	0	0.00	\$0	2	5.00	\$8,497	0	0.00	\$0	0	0.00	\$0
South Lyon	1	6.00	\$9,000	1	5.00	\$16,114	1	4.00	\$7,277	3	3.33	\$9,003	0	0.00	\$0
William Bee Ririe	2	2.50	\$9,016	4	3.00	\$10,446	3	2.00	\$19,626	3	3.33	\$17,890	2	3.50	\$15,950
Total	53	3.74	\$14,257	58	3.07	\$15,826	121	2.14	\$9,508	67	4.39	\$22,221	40	3.08	\$20,089
All Counties	1,587	3.24	\$32,806	1,508	3.32	\$34,892	1,483	3.15	\$35,380	1,473	3.57	\$40,512	1,444	4.10	\$47,729

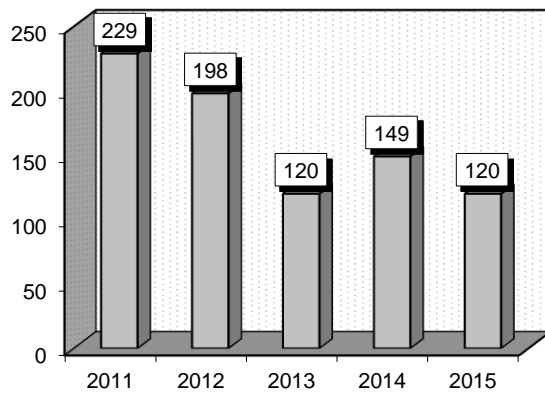
Mastectomy For Malignancy (582-583)

Procedures: that frequently accompanied Mastectomy For Malignancy were: 1) Insertion of breast tissue expander (8595), 2) Unilateral extended simple mastectomy (8543), 3) Other mammoplasty (8589), 4) Unilateral simple mastectomy (8541), 5) Bilateral extended simple mastectomy (8544), 6) Bilateral simple mastectomy (8542), 7) Latissimus dorsi myocutaneous flap (8571).

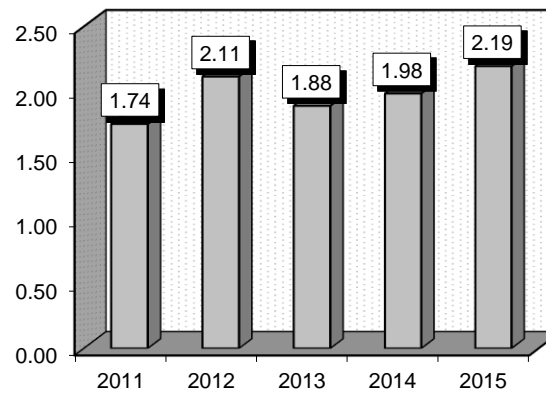
Definitions: Mastectomy: Surgical removal of all or part of a breast, sometimes including excision of the underlying pectoral muscles and regional lymph nodes, usually performed as a treatment for cancer. **Malignancy:** Cancerous cells that have the ability to spread to other sites in the body (metastasize) or to invade nearby (locally) and destroy tissues. **Catheterization:** The introduction of a catheter (a hollow flexible tube) into a body cavity or organ to inject or remove a fluid. **Excision:** Surgical removal by cutting. **Axillary lymph nodes:** Numerous nodes around the axillary veins that receive the lymphatic drainage from the upper limb, scapular region, and pectoral region (including mammary glands); they drain into the subclavian trunk. **Biopsy:** An examination of tissue removed from a living body to discover the presence, cause, or extent of a disease. **Mammoplasty:** Any reconstructive or cosmetic surgical procedure that alters the size or shape of the breast.

Gender	2011			2012			2013			2014			2015		
	Cases	Avg LOS	Avg Bill	Cases	Avg LOS	Avg Bill	Cases	Avg LOS	Avg Bill	Cases	Avg LOS	Avg Bill	Cases	Avg LOS	Avg Bill
Male	1	1.00	\$21,790	1	2.00	\$25,001	1	2.00	\$14,365	2	1.00	\$39,106	3	11.00	\$138,715
Female	228	1.75	\$48,404	197	2.11	\$51,849	119	1.88	\$50,394	147	1.99	\$71,592	117	1.97	\$85,939
Age Group	Cases	Avg LOS	Avg Bill	Cases	Avg LOS	Avg Bill	Cases	Avg LOS	Avg Bill	Cases	Avg LOS	Avg Bill	Cases	Avg LOS	Avg Bill
0-17	0	0.00	\$0	0	0.00	\$0	0	0.00	\$0	0	0.00	\$0	0	0.00	\$0
18-35	4	2.50	\$56,436	6	1.33	\$70,637	3	1.00	\$53,804	6	1.83	\$119,478	2	1.00	\$143,420
36-49	37	1.73	\$63,530	47	2.26	\$59,189	27	1.67	\$55,016	25	1.88	\$78,747	27	2.15	\$97,197
50-64	89	1.91	\$53,398	61	2.38	\$52,954	39	2.05	\$57,649	63	2.06	\$80,820	47	2.89	\$106,013
65+	99	1.57	\$37,668	84	1.89	\$45,278	51	1.92	\$41,493	55	1.95	\$51,364	44	1.52	\$58,573
Total	229	1.74	\$48,288	198	2.11	\$51,713	120	1.88	\$50,094	149	1.98	\$71,156	120	2.19	\$87,258

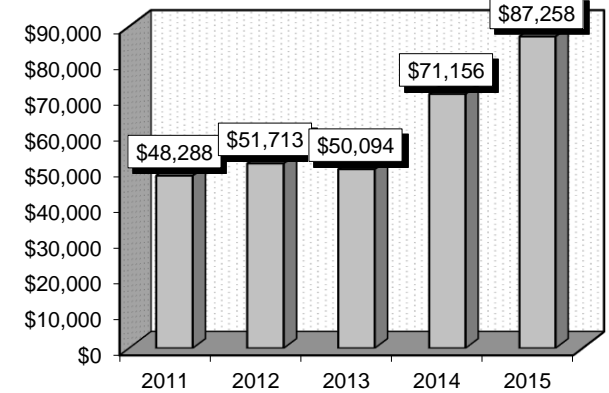
Patient Discharges



Average Length of Stay



Average Billed Charges



County / Hospital	2011			2012			2013			2014			2015		
	Cases	Avg LOS	Avg Bill	Cases	Avg LOS	Avg Bill	Cases	Avg LOS	Avg Bill	Cases	Avg LOS	Avg Bill	Cases	Avg LOS	Avg Bill
Clark															
Centennial Hills	6	2.50	\$46,049	4	3.25	\$97,872	4	2.75	\$87,393	10	1.70	\$112,712	5	2.60	\$71,916
Desert Springs	10	2.70	\$105,970	6	2.33	\$122,429	2	2.50	\$89,140	11	2.36	\$106,798	28	1.75	\$119,111
Mountain View	7	1.29	\$25,442	9	1.22	\$33,006	9	2.78	\$66,472	13	3.54	\$128,536	7	2.14	\$103,971
North Vista	1	1.00	\$142,920	0	0.00	\$0	0	0.00	\$0	0	0.00	\$0	0	0.00	\$0
Southern Hills	3	1.33	\$29,535	3	1.33	\$30,328	3	3.33	\$55,077	3	1.33	\$55,871	0	0.00	\$0
Spring Valley	52	1.60	\$53,409	56	1.70	\$53,643	7	1.57	\$40,381	30	1.33	\$70,483	24	2.00	\$71,283
St. Rose-Rose de Lima	2	1.50	\$22,855	3	1.00	\$38,473	4	1.75	\$33,473	1	1.00	\$30,550	0	0.00	\$0
St. Rose-San Martin	0	0.00	\$0	0	0.00	\$0	1	1.00	\$115,715	0	0.00	\$0	1	5.00	\$135,270
St. Rose-Siena	2	3.00	\$50,927	2	6.00	\$68,960	0	0.00	\$0	0	0.00	\$0	1	2.00	\$58,594
Summerlin	19	1.42	\$47,174	4	4.50	\$141,237	3	2.33	\$75,364	3	9.33	\$184,061	4	1.25	\$47,316
Sunrise	19	1.26	\$83,679	11	1.36	\$84,393	0	0.00	\$0	2	1.50	\$110,983	1	4.00	\$321,223
UMC	12	1.33	\$46,755	8	1.88	\$50,303	5	2.60	\$93,571	10	3.00	\$75,096	6	8.50	\$226,948
Valley	19	1.68	\$34,818	19	4.05	\$36,918	16	1.75	\$48,871	9	1.22	\$37,709	6	1.33	\$40,757
Total	152	1.63	\$55,127	125	2.22	\$58,949	54	2.19	\$61,102	92	2.24	\$88,587	83	2.41	\$101,733
Washoe															
Carson Tahoe	1	3.00	\$48,100	0	0.00	\$0	1	2.00	\$59,213	0	0.00	\$0	2	4.00	\$54,325
Northern Nevada	6	2.33	\$30,101	7	1.57	\$39,842	4	1.50	\$53,676	6	1.33	\$50,868	6	1.67	\$47,662
Renown Regional	34	2.06	\$30,799	28	2.07	\$33,456	21	2.05	\$42,943	18	1.78	\$43,705	10	1.80	\$49,997
Renown S. Meadows	1	2.00	\$18,002	2	1.00	\$38,105	5	1.40	\$45,805	1	3.00	\$44,367	0	0.00	\$0
Saint Mary's	23	1.87	\$47,624	27	2.00	\$49,149	25	1.32	\$40,525	17	1.41	\$50,101	16	1.44	\$66,946
Sierra Surgery	0	0.00	\$0	2	1.00	\$35,311	3	1.33	\$50,954	6	1.33	\$46,590	0	0.00	\$0
Total	65	2.03	\$36,757	66	1.92	\$40,750	59	1.61	\$43,572	48	1.56	\$47,240	34	1.74	\$57,816
Rural															
Battle Mountain	0	0.00	\$0	0	0.00	\$0	0	0.00	\$0	0	0.00	\$0	0	0.00	\$0
Boulder City	0	0.00	\$0	0	0.00	\$0	0	0.00	\$0	0	0.00	\$0	0	0.00	\$0
Carson Valley	1	1.00	\$28,788	0	0.00	\$0	0	0.00	\$0	2	2.00	\$36,040	1	2.00	\$25,084
Churchill	3	1.33	\$17,568	3	1.67	\$22,905	5	1.80	\$19,155	2	1.00	\$16,340	1	1.00	\$17,565
Desert View	1	2.00	\$11,769	0	0.00	\$0	0	0.00	\$0	0	0.00	\$0	0	0.00	\$0
Grover C. Dils	0	0.00	\$0	0	0.00	\$0	0	0.00	\$0	0	0.00	\$0	0	0.00	\$0
Humboldt	0	0.00	\$0	1	2.00	\$15,105	1	1.00	\$16,379	0	0.00	\$0	0	0.00	\$0
Incline Village	0	0.00	\$0	0	0.00	\$0	0	0.00	\$0	0	0.00	\$0	0	0.00	\$0
Mesa View	1	2.00	\$15,596	0	0.00	\$0	0	0.00	\$0	3	1.33	\$15,472	0	0.00	\$0
Mount Grant	0	0.00	\$0	0	0.00	\$0	0	0.00	\$0	0	0.00	\$0	0	0.00	\$0
Northeastern	6	1.83	\$30,102	3	2.33	\$32,454	1	3.00	\$28,910	2	2.00	\$16,747	1	1.00	\$18,751
Nye	0	0.00	\$0	0	0.00	\$0	0	0.00	\$0	0	0.00	\$0	0	0.00	\$0
Pershing	0	0.00	\$0	0	0.00	\$0	0	0.00	\$0	0	0.00	\$0	0	0.00	\$0
South Lyon	0	0.00	\$0	0	0.00	\$0	0	0.00	\$0	0	0.00	\$0	0	0.00	\$0
William Bee Ririe	0	0.00	\$0	0	0.00	\$0	0	0.00	\$0	0	0.00	\$0	0	0.00	\$0
Total	12	1.67	\$24,123	7	2.00	\$25,883	7	1.86	\$20,152	9	1.56	\$20,519	3	1.33	\$20,467
All Counties	229	1.74	\$48,288	198	2.11	\$51,713	120	1.88	\$50,094	149	1.98	\$71,156	120	2.19	\$87,258

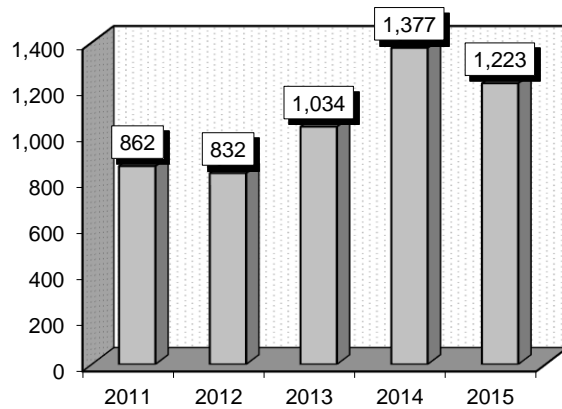
Operating Room Procedures For Obesity (619-621)

Procedures: that frequently accompanied Operating Room Procedures For Obesity were: 1) Laparoscopic vertical (sleeve) gastrectomy (4382), 2) Laparoscopic repair of diaphragmatic hernia, abdominal approach (5371), 3) Other endoscopy of small intestine (4513), 4) Laparoscopic gastroenterostomy (4438), 5) Laparoscopic gastric restrictive procedure (4495), 6) Laparoscopic liver biopsy (5014), 7) Laparoscopic lysis of peritoneal adhesions (5451).

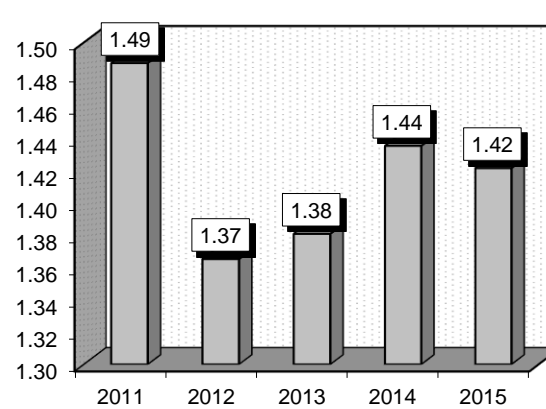
Definitions: **Laparoscopy:** Examination or treatment of the interior of the abdomen by means of a laparoscope. **Gastroenterostomy:** The surgical creation of a connection between the stomach and the jejunum. **Jejunum:** The middle part of the small intestine, connecting the duodenum and the ileum. **Duodenum:** First part of the small intestine. **Ileum:** The lower-third distal portion of the small intestine, extending from the jejunum to the cecum. **Peritoneum:** The serous membrane lining the cavity of the abdomen and covering the abdominal organs. **Adhesiolysis:** Severing of adhesive band(s); done by laparoscopy or laparotomy. **Diaphragmatic hernia:** Protrusion of some of the contents of the abdomen through an opening in the diaphragm and into the chest cavity. **Gastroplasty:** A surgical procedure that alters the shape of the stomach with the intent of altering the flow of gastric content.

Gender	2011			2012			2013			2014			2015		
	Cases	Avg LOS	Avg Bill	Cases	Avg LOS	Avg Bill	Cases	Avg LOS	Avg Bill	Cases	Avg LOS	Avg Bill	Cases	Avg LOS	Avg Bill
Male	231	1.38	\$46,927	212	1.28	\$51,233	260	1.35	\$51,495	325	1.67	\$55,970	258	1.42	\$54,613
Female	631	1.53	\$47,022	620	1.40	\$52,024	774	1.39	\$48,849	1,052	1.36	\$47,937	965	1.42	\$51,742
Age Group	Cases	Avg LOS	Avg Bill	Cases	Avg LOS	Avg Bill	Cases	Avg LOS	Avg Bill	Cases	Avg LOS	Avg Bill	Cases	Avg LOS	Avg Bill
0-17	2	1.00	\$46,943	1	1.00	\$52,310	1	6.00	\$19,251	1	5.00	\$90,194	0	0.00	\$0
18-35	157	1.50	\$44,979	150	1.29	\$49,574	166	1.31	\$49,650	248	1.26	\$47,927	250	1.26	\$50,063
36-49	295	1.44	\$46,904	290	1.41	\$52,873	366	1.35	\$49,843	511	1.34	\$47,528	464	1.39	\$51,940
50-64	287	1.54	\$47,977	283	1.35	\$51,288	390	1.40	\$49,253	493	1.62	\$52,901	386	1.40	\$53,226
65+	121	1.46	\$47,518	108	1.38	\$53,521	111	1.49	\$49,418	124	1.42	\$50,620	123	1.93	\$55,775
Total	862	1.49	\$46,997	832	1.37	\$51,823	1,034	1.38	\$49,514	1,377	1.44	\$49,833	1,223	1.42	\$52,348

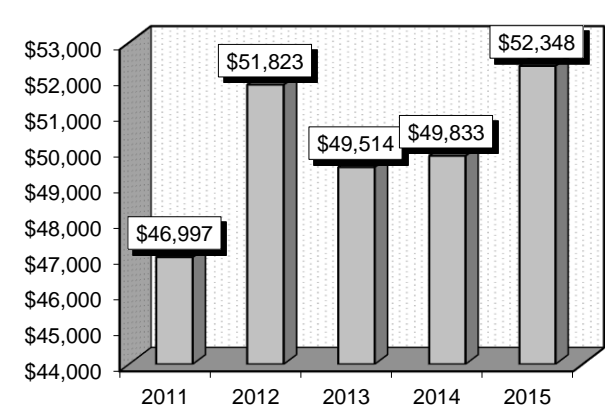
Patient Discharges



Average Length of Stay



Average Billed Charges



County / Hospital	2011			2012			2013			2014			2015		
	Cases	Avg LOS	Avg Bill	Cases	Avg LOS	Avg Bill	Cases	Avg LOS	Avg Bill	Cases	Avg LOS	Avg Bill	Cases	Avg LOS	Avg Bill
Clark															
Centennial Hills	0	0.00	\$0	0	0.00	\$0	0	0.00	\$0	0	0.00	\$0	0	0.00	\$0
Desert Springs	131	1.50	\$60,146	476	1.30	\$57,929	362	1.38	\$60,108	497	1.38	\$55,000	435	1.41	\$62,095
Mountain View	21	1.52	\$54,551	9	1.56	\$81,437	9	2.11	\$104,786	4	1.25	\$140,500	7	3.00	\$171,671
North Vista	410	1.13	\$40,535	114	1.27	\$43,929	323	1.07	\$41,615	457	1.06	\$41,913	402	1.25	\$43,624
Southern Hills	0	0.00	\$0	0	0.00	\$0	1	4.00	\$77,967	0	0.00	\$0	1	5.00	\$94,428
Spring Valley	0	0.00	\$0	0	0.00	\$0	1	4.00	\$119,443	1	9.00	\$173,306	1	7.00	\$118,379
St. Rose-Rose de Lima	67	1.78	\$55,222	3	1.00	\$57,765	1	1.00	\$56,517	0	0.00	\$0	19	1.00	\$55,845
St. Rose-San Martin	0	0.00	\$0	0	0.00	\$0	1	6.00	\$139,289	1	4.00	\$277,800	2	3.00	\$119,909
St. Rose-Siena	0	0.00	\$0	0	0.00	\$0	1	4.00	\$179,374	4	6.50	\$93,932	0	0.00	\$0
Summerlin	0	0.00	\$0	1	1.00	\$98,520	2	3.50	\$56,853	0	0.00	\$0	3	1.00	\$54,446
Sunrise	0	0.00	\$0	2	1.50	\$64,997	13	1.38	\$82,916	29	3.79	\$114,093	26	3.65	\$121,621
UMC	16	6.44	\$146,514	21	2.00	\$64,084	26	1.54	\$55,068	29	2.41	\$79,586	6	1.33	\$104,252
Valley	2	4.00	\$71,781	0	0.00	\$0	0	0.00	\$0	0	0.00	\$0	1	3.00	\$101,043
Total	647	1.43	\$49,199	626	1.32	\$56,010	740	1.28	\$53,162	1,022	1.36	\$52,343	903	1.42	\$56,828
Washoe															
Carson Tahoe	0	0.00	\$0	0	0.00	\$0	0	0.00	\$0	0	0.00	\$0	0	0.00	\$0
Northern Nevada	0	0.00	\$0	0	0.00	\$0	0	0.00	\$0	0	0.00	\$0	16	1.56	\$56,572
Renown Regional	32	1.75	\$41,825	21	1.48	\$40,078	52	2.33	\$44,796	88	2.39	\$44,511	114	1.65	\$35,568
Renown S. Meadows	71	1.58	\$36,392	102	1.41	\$36,531	140	1.42	\$35,583	162	1.38	\$33,976	115	1.21	\$32,776
Saint Mary's	112	1.71	\$42,475	82	1.59	\$42,053	100	1.56	\$44,794	101	1.45	\$55,305	75	1.39	\$53,026
Sierra Surgery	0	0.00	\$0	1	2.00	\$37,799	2	1.00	\$33,721	4	1.00	\$29,608	0	0.00	\$0
Total	215	1.67	\$40,370	206	1.49	\$39,097	294	1.63	\$40,333	355	1.65	\$42,607	320	1.43	\$39,707
Rural															
Battle Mountain	0	0.00	\$0	0	0.00	\$0	0	0.00	\$0	0	0.00	\$0	0	0.00	\$0
Boulder City	0	0.00	\$0	0	0.00	\$0	0	0.00	\$0	0	0.00	\$0	0	0.00	\$0
Carson Valley	0	0.00	\$0	0	0.00	\$0	0	0.00	\$0	0	0.00	\$0	0	0.00	\$0
Churchill	0	0.00	\$0	0	0.00	\$0	0	0.00	\$0	0	0.00	\$0	0	0.00	\$0
Desert View	0	0.00	\$0	0	0.00	\$0	0	0.00	\$0	0	0.00	\$0	0	0.00	\$0
Grover C. Dils	0	0.00	\$0	0	0.00	\$0	0	0.00	\$0	0	0.00	\$0	0	0.00	\$0
Humboldt	0	0.00	\$0	0	0.00	\$0	0	0.00	\$0	0	0.00	\$0	0	0.00	\$0
Incline Village	0	0.00	\$0	0	0.00	\$0	0	0.00	\$0	0	0.00	\$0	0	0.00	\$0
Mesa View	0	0.00	\$0	0	0.00	\$0	0	0.00	\$0	0	0.00	\$0	0	0.00	\$0
Mount Grant	0	0.00	\$0	0	0.00	\$0	0	0.00	\$0	0	0.00	\$0	0	0.00	\$0
Northeastern	0	0.00	\$0	0	0.00	\$0	0	0.00	\$0	0	0.00	\$0	0	0.00	\$0
Nye	0	0.00	\$0	0	0.00	\$0	0	0.00	\$0	0	0.00	\$0	0	0.00	\$0
Pershing	0	0.00	\$0	0	0.00	\$0	0	0.00	\$0	0	0.00	\$0	0	0.00	\$0
South Lyon	0	0.00	\$0	0	0.00	\$0	0	0.00	\$0	0	0.00	\$0	0	0.00	\$0
William Bee Ririe	0	0.00	\$0	0	0.00	\$0	0	0.00	\$0	0	0.00	\$0	0	0.00	\$0
Total	0	0.00	\$0	0	0.00	\$0	0	0.00	\$0	0	0.00	\$0	0	0.00	\$0
All Counties	862	1.49	\$46,997	832	1.37	\$51,823	1,034	1.38	\$49,514	1,377	1.44	\$49,833	1,223	1.42	\$52,348

Diabetes (637-639)

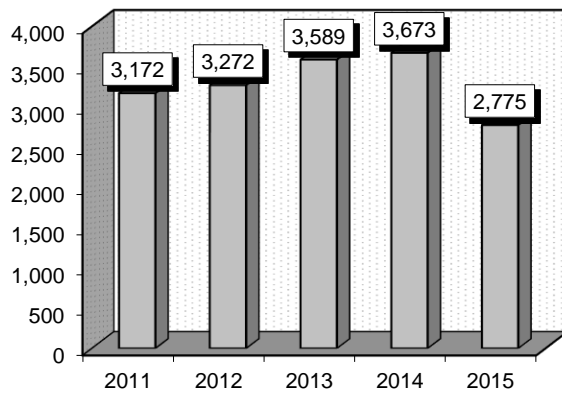
Diagnoses: that frequently accompanied Diabetes were: 1) Unspecified essential hypertension (4019), 2) Acute kidney failure, unspecified (5849), 3) Long-term (current) use of insulin (V5867), 4) Tobacco use disorder (3051), 5) Dehydration (27651), 6) Other and unspecified hyperlipidemia (2724), 7) Hyposmolality and/or hyponatremia (2761).

Definitions: **Hypertension:** High blood pressure. **Hyperlipidemia:** An abnormally high concentration of fats or lipids in the blood. **Hyposmolality:** The condition especially of a bodily fluid of having abnormally low osmolality. **Osmolality:** The concentration of a solution expressed as the total number of solute particles per kilogram. **Ketoacidosis:** A life-threatening problem that affects people with diabetes. It occurs when the body cannot use sugar (glucose) as a fuel source because there is no insulin or not enough insulin. Fat is used for fuel instead. When fat breaks down, waste products called ketones build up in the body.

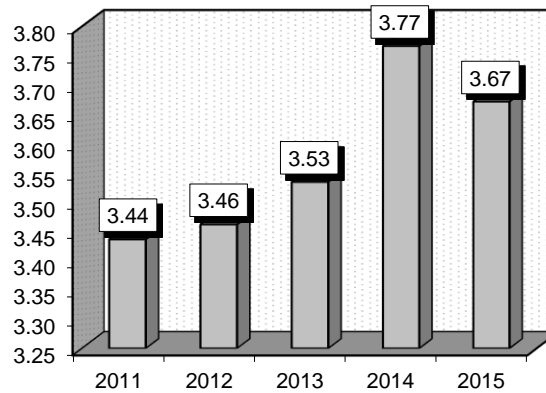
Comment: Diabetes is a disease in which blood sugar (glucose) levels are abnormally high because the body does not produce enough insulin. In Type 1 diabetes more than 90% of the insulin-producing cells of the pancreas are permanently destroyed. The pancreas produces little or no insulin. Most people who have Type 1 diabetes develop the disease before age 30. In Type 2 diabetes, the pancreas continues to produce insulin, sometimes even at higher than normal levels. However, the body develops resistance to the effects of insulin, so there is not enough insulin to meet the body's needs. Type 2 diabetes may occur in children and adolescents but usually begins in people older than 30 and becomes progressively more common with age.

Gender	2011			2012			2013			2014			2015		
	Cases	Avg LOS	Avg Bill	Cases	Avg LOS	Avg Bill	Cases	Avg LOS	Avg Bill	Cases	Avg LOS	Avg Bill	Cases	Avg LOS	Avg Bill
Male	1,749	3.51	\$32,357	1,800	3.34	\$33,715	1,950	3.54	\$37,551	1,981	3.78	\$42,019	1,504	3.67	\$43,498
Female	1,423	3.34	\$32,706	1,472	3.61	\$36,095	1,639	3.53	\$37,757	1,692	3.75	\$42,789	1,271	3.68	\$42,735
Age Group	Cases	Avg LOS	Avg Bill	Cases	Avg LOS	Avg Bill	Cases	Avg LOS	Avg Bill	Cases	Avg LOS	Avg Bill	Cases	Avg LOS	Avg Bill
0-17	312	2.99	\$19,021	307	2.95	\$21,540	300	3.44	\$26,839	321	2.86	\$26,038	268	3.24	\$30,248
18-35	930	3.00	\$29,806	852	2.98	\$30,454	1,036	3.13	\$33,646	1,044	3.52	\$38,928	815	3.10	\$35,686
36-49	625	3.49	\$34,773	643	3.50	\$36,928	752	3.29	\$37,386	787	3.53	\$41,915	595	3.41	\$40,756
50-64	725	4.21	\$39,147	831	3.88	\$39,497	814	4.03	\$41,024	898	4.36	\$48,405	652	4.56	\$53,781
65+	580	3.34	\$33,385	639	3.76	\$38,641	687	3.87	\$44,674	623	4.09	\$48,453	445	4.02	\$52,206
Total	3,172	3.44	\$32,513	3,272	3.46	\$34,785	3,589	3.53	\$37,645	3,673	3.77	\$42,374	2,775	3.67	\$43,149

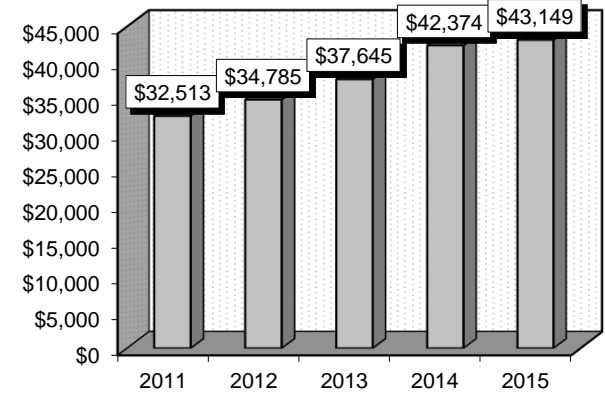
Patient Discharges



Average Length of Stay



Average Billed Charges



County / Hospital	2011			2012			2013			2014			2015		
	Cases	Avg LOS	Avg Bill	Cases	Avg LOS	Avg Bill	Cases	Avg LOS	Avg Bill	Cases	Avg LOS	Avg Bill	Cases	Avg LOS	Avg Bill
Clark															
Centennial Hills	101	2.74	\$29,980	124	3.54	\$49,656	208	3.13	\$47,409	175	2.93	\$47,258	149	3.03	\$51,422
Desert Springs	157	3.51	\$35,148	160	4.39	\$54,345	197	4.59	\$57,696	203	4.33	\$57,754	122	4.83	\$71,530
Mountain View	186	3.42	\$40,329	192	3.68	\$45,879	209	3.67	\$48,069	286	3.88	\$55,817	205	3.46	\$50,054
North Vista	170	4.93	\$49,084	183	4.77	\$37,323	216	4.86	\$41,451	244	4.55	\$41,109	174	2.99	\$26,648
Southern Hills	54	3.00	\$34,658	53	2.92	\$32,167	51	3.41	\$38,105	54	4.81	\$49,286	74	3.19	\$43,590
Spring Valley	142	3.47	\$47,066	134	3.76	\$46,808	160	3.54	\$48,413	151	3.92	\$60,767	123	3.85	\$68,851
St. Rose-Rose de Lima	106	3.07	\$30,923	83	3.30	\$37,376	117	3.41	\$37,757	114	3.43	\$48,441	78	3.88	\$51,749
St. Rose-San Martin	117	2.94	\$28,243	116	3.72	\$34,494	92	3.55	\$37,005	101	3.06	\$40,771	53	3.62	\$46,127
St. Rose-Siena	129	3.78	\$36,027	173	3.19	\$33,146	172	3.38	\$38,723	169	3.21	\$42,801	116	3.83	\$50,499
Summerlin	189	3.21	\$40,137	174	2.96	\$42,579	192	3.57	\$49,236	209	3.27	\$49,787	122	3.11	\$50,191
Sunrise	334	3.32	\$36,186	346	3.21	\$38,715	330	3.65	\$47,467	430	4.56	\$53,678	423	4.54	\$54,668
UMC	483	3.51	\$25,740	499	3.18	\$25,002	506	3.46	\$23,504	465	3.92	\$26,676	329	4.35	\$33,575
Valley	188	3.82	\$46,503	167	4.02	\$56,527	207	3.67	\$59,679	221	4.45	\$66,917	146	3.13	\$51,343
Total	2,356	3.50	\$36,088	2,404	3.54	\$39,112	2,657	3.70	\$42,816	2,822	3.95	\$47,973	2,114	3.83	\$48,775
Washoe															
Carson Tahoe	107	2.44	\$17,096	103	2.88	\$21,616	86	3.08	\$22,821	118	3.16	\$22,648	98	3.73	\$28,791
Northern Nevada	42	2.43	\$24,104	42	2.57	\$26,965	35	2.20	\$26,831	41	2.24	\$25,289	40	2.73	\$24,914
Renown Regional	367	3.97	\$26,920	363	3.75	\$27,508	420	3.72	\$28,881	376	3.54	\$26,907	304	3.36	\$27,654
Renown S. Meadows	27	2.78	\$23,433	43	3.07	\$24,039	25	2.16	\$20,970	49	2.57	\$22,413	26	2.69	\$23,872
Saint Mary's	92	3.02	\$19,093	139	3.19	\$17,941	137	2.84	\$18,242	99	2.94	\$20,823	82	2.96	\$22,350
Sierra Surgery	0	0.00	\$0	0	0.00	\$0	0	0.00	\$0	0	0.00	\$0	0	0.00	\$0
Total	635	3.42	\$23,796	690	3.40	\$24,452	703	3.34	\$25,683	683	3.24	\$24,870	550	3.29	\$26,688
Rural															
Battle Mountain	0	0.00	\$0	1	1.00	\$6,748	1	1.00	\$7,385	0	0.00	\$0	0	0.00	\$0
Boulder City	12	2.83	\$8,142	6	4.17	\$15,317	5	5.40	\$21,714	6	1.33	\$10,199	3	4.33	\$14,370
Carson Valley	11	2.64	\$24,007	9	3.00	\$26,359	10	3.00	\$22,815	19	2.16	\$16,017	9	2.33	\$19,427
Churchill	27	3.15	\$18,124	37	2.95	\$13,752	33	3.15	\$16,594	21	3.10	\$18,460	25	1.96	\$12,151
Desert View	10	3.00	\$13,062	11	2.91	\$15,470	26	2.46	\$13,326	16	2.31	\$16,548	7	3.14	\$20,754
Grover C. Dils	3	3.00	\$8,322	5	1.20	\$2,770	3	1.33	\$2,874	7	2.43	\$4,560	2	2.00	\$7,130
Humboldt	15	3.00	\$18,858	17	2.82	\$18,977	13	2.69	\$16,824	22	3.59	\$21,299	8	1.88	\$13,014
Incline Village	0	0.00	\$0	0	0.00	\$0	0	0.00	\$0	0	0.00	\$0	0	0.00	\$0
Mesa View	15	2.93	\$14,545	20	1.90	\$11,098	12	2.25	\$13,835	13	2.31	\$12,644	9	2.11	\$13,585
Mount Grant	6	2.50	\$9,066	6	3.00	\$8,980	2	3.50	\$12,777	5	4.20	\$18,144	6	2.83	\$9,004
Northeastern	61	2.36	\$20,196	57	2.56	\$20,923	66	2.27	\$21,952	50	2.76	\$26,902	30	2.63	\$26,545
Nye	8	2.13	\$9,029	2	1.00	\$4,301	47	1.04	\$1,565	0	0.00	\$0	0	0.00	\$0
Pershing	2	3.50	\$10,640	2	2.00	\$5,041	0	0.00	\$0	0	0.00	\$0	1	2.00	\$8,669
South Lyon	0	0.00	\$0	0	0.00	\$0	2	3.00	\$7,104	4	3.50	\$9,632	3	2.33	\$7,887
William Bee Ririe	11	2.36	\$10,058	5	2.00	\$16,130	9	1.22	\$10,739	5	3.60	\$23,434	8	3.00	\$19,922
Total	181	2.68	\$16,565	178	2.62	\$16,399	229	2.25	\$14,368	168	2.79	\$19,490	111	2.45	\$17,565
All Counties	3,172	3.44	\$32,513	3,272	3.46	\$34,785	3,589	3.53	\$37,645	3,673	3.77	\$42,374	2,775	3.67	\$43,149

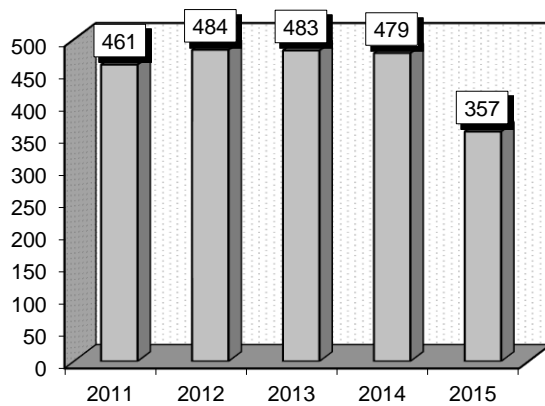
Endocrine Disorders (643-645)

Diagnoses: that frequently accompanied Endocrine Disorders were: 1) Unspecified essential hypertension (4019), 2) Unspecified acquired hypothyroidism (2449), 3) Hypopotassemia (2768), 4) Other disorders of neurohypophysis (2536), 5) Tobacco use disorder (3051).

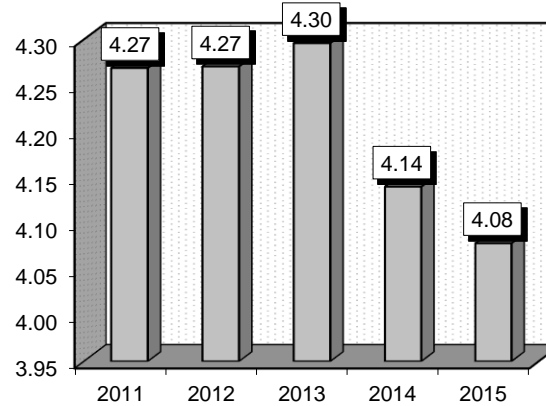
Definitions: **Hypertension:** High blood pressure. **Hypothyroidism:** Diminished production of thyroid hormone, leading to clinical manifestations of thyroid insufficiency, including low metabolic rate, tendency to gain weight, somnolence, and sometimes myxedema. **Hypopotassemia:** A deficiency of potassium in the blood. **Neurohypophysis:** The posterior lobe of the pituitary gland. It stores and secretes two hormones, oxytocin and antidiuretic hormone (vasopressin), which are released in response to neural stimulation.

Gender	2011			2012			2013			2014			2015		
	Cases	Avg LOS	Avg Bill	Cases	Avg LOS	Avg Bill	Cases	Avg LOS	Avg Bill	Cases	Avg LOS	Avg Bill	Cases	Avg LOS	Avg Bill
Male	149	4.91	\$45,539	148	4.14	\$40,322	168	4.60	\$49,684	171	4.33	\$51,366	108	4.18	\$55,291
Female	312	3.96	\$36,491	336	4.33	\$37,799	315	4.14	\$39,326	308	4.04	\$45,612	249	4.04	\$48,993
Age Group	Cases	Avg LOS	Avg Bill	Cases	Avg LOS	Avg Bill	Cases	Avg LOS	Avg Bill	Cases	Avg LOS	Avg Bill	Cases	Avg LOS	Avg Bill
0-17	22	3.45	\$29,956	20	3.55	\$26,175	18	5.50	\$37,517	26	4.50	\$38,080	23	3.35	\$28,629
18-35	51	3.31	\$29,322	59	3.02	\$27,008	65	2.94	\$35,552	60	2.50	\$30,145	43	3.12	\$51,203
36-49	95	3.59	\$31,434	91	2.88	\$30,978	83	3.94	\$36,763	51	3.76	\$39,104	45	3.42	\$38,480
50-64	114	4.28	\$41,908	118	5.21	\$48,385	134	4.13	\$45,261	136	4.38	\$49,862	81	4.11	\$53,200
65+	179	4.99	\$46,103	196	4.80	\$40,932	183	4.94	\$47,170	206	4.50	\$54,649	165	4.59	\$56,180
Total	461	4.27	\$39,416	484	4.27	\$38,570	483	4.30	\$42,929	479	4.14	\$47,666	357	4.08	\$50,898

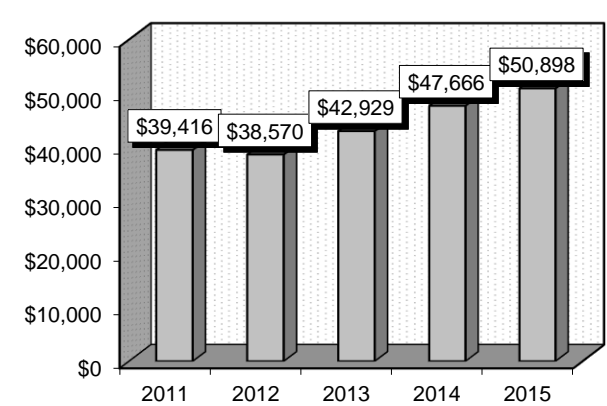
Patient Discharges



Average Length of Stay



Average Billed Charges



County / Hospital	2011			2012			2013			2014			2015		
	Cases	Avg LOS	Avg Bill	Cases	Avg LOS	Avg Bill	Cases	Avg LOS	Avg Bill	Cases	Avg LOS	Avg Bill	Cases	Avg LOS	Avg Bill
Clark															
Centennial Hills	26	4.46	\$42,023	15	4.47	\$69,000	16	3.69	\$57,261	16	5.13	\$65,435	18	4.11	\$62,588
Desert Springs	20	4.10	\$34,116	15	5.40	\$57,107	17	5.76	\$63,020	26	4.08	\$50,462	20	3.95	\$56,363
Mountain View	25	3.32	\$38,755	28	3.89	\$53,182	29	4.38	\$57,768	51	4.16	\$60,193	35	4.60	\$63,841
North Vista	2	4.50	\$42,960	5	11.80	\$75,694	7	7.29	\$59,250	10	4.50	\$47,499	10	4.60	\$37,845
Southern Hills	15	4.13	\$48,056	17	3.00	\$25,637	11	4.09	\$55,411	9	7.22	\$82,445	16	3.50	\$50,981
Spring Valley	26	5.96	\$68,337	13	5.00	\$44,177	15	2.93	\$39,337	28	3.36	\$47,854	11	5.27	\$61,896
St. Rose-Rose de Lima	19	5.26	\$48,149	19	4.63	\$43,461	18	3.94	\$53,966	25	3.76	\$46,965	7	5.29	\$55,555
St. Rose-San Martin	19	4.42	\$41,797	37	3.95	\$35,822	24	4.54	\$46,242	12	4.00	\$58,236	15	6.00	\$67,662
St. Rose-Siena	33	5.06	\$28,871	24	4.13	\$37,977	28	7.43	\$54,128	35	4.00	\$43,372	29	4.31	\$50,566
Summerlin	32	4.47	\$47,011	22	8.77	\$56,211	24	6.33	\$94,294	19	4.68	\$73,879	26	5.23	\$106,688
Sunrise	74	3.36	\$40,041	99	3.16	\$35,202	56	4.04	\$47,773	73	3.53	\$48,931	54	3.02	\$38,008
UMC	60	3.83	\$35,086	76	3.76	\$33,504	44	3.20	\$24,907	56	5.68	\$43,925	26	3.31	\$38,264
Valley	24	4.71	\$53,420	17	5.41	\$59,047	30	6.40	\$78,515	20	5.30	\$72,300	18	3.50	\$51,892
Total	375	4.25	\$42,250	387	4.26	\$41,612	319	4.77	\$54,118	380	4.36	\$53,311	285	4.12	\$56,101
Washoe															
Carson Tahoe	15	4.67	\$25,690	10	3.30	\$26,301	6	3.00	\$19,900	14	3.36	\$21,713	11	3.55	\$26,160
Northern Nevada	5	1.80	\$18,792	1	7.00	\$52,787	9	5.00	\$64,241	10	3.60	\$44,474	1	3.00	\$30,512
Renown Regional	40	5.60	\$33,822	48	5.31	\$33,280	56	5.11	\$34,190	44	2.82	\$23,991	33	4.45	\$36,990
Renown S. Meadows	3	1.00	\$12,472	4	3.50	\$20,012	2	3.00	\$22,713	9	4.00	\$29,526	5	2.40	\$25,491
Saint Mary's	13	3.00	\$20,964	12	3.42	\$21,387	18	5.00	\$29,977	8	2.00	\$20,229	11	4.18	\$27,265
Sierra Surgery	0	0.00	\$0	0	0.00	\$0	0	0.00	\$0	0	0.00	\$0	0	0.00	\$0
Total	76	4.54	\$28,186	75	4.67	\$29,999	91	4.89	\$35,134	85	3.05	\$26,257	61	4.05	\$32,235
Rural															
Battle Mountain	0	0.00	\$0	0	0.00	\$0	0	0.00	\$0	0	0.00	\$0	0	0.00	\$0
Boulder City	0	0.00	\$0	3	2.67	\$9,695	2	3.50	\$17,085	4	10.00	\$41,192	1	6.00	\$29,891
Carson Valley	1	4.00	\$19,109	0	0.00	\$0	2	3.50	\$17,154	1	2.00	\$9,200	0	0.00	\$0
Churchill	2	1.00	\$7,574	9	3.56	\$14,960	4	6.50	\$28,977	1	2.00	\$10,910	4	3.00	\$13,651
Desert View	0	0.00	\$0	1	2.00	\$10,026	0	0.00	\$0	1	2.00	\$8,660	2	2.00	\$14,262
Grover C. Dils	0	0.00	\$0	1	6.00	\$10,500	0	0.00	\$0	0	0.00	\$0	0	0.00	\$0
Humboldt	2	2.00	\$13,737	0	0.00	\$0	0	0.00	\$0	2	4.00	\$23,474	0	0.00	\$0
Incline Village	0	0.00	\$0	0	0.00	\$0	0	0.00	\$0	0	0.00	\$0	0	0.00	\$0
Mesa View	1	8.00	\$47,545	2	3.00	\$13,991	1	2.00	\$6,542	1	3.00	\$21,204	2	3.50	\$21,437
Mount Grant	0	0.00	\$0	0	0.00	\$0	0	0.00	\$0	0	0.00	\$0	0	0.00	\$0
Northeastern	3	3.00	\$22,873	3	2.00	\$18,336	1	2.00	\$28,072	4	2.50	\$20,051	1	4.00	\$49,492
Nye	1	3.00	\$6,930	1	4.00	\$17,144	63	1.00	\$870	0	0.00	\$0	0	0.00	\$0
Pershing	0	0.00	\$0	0	0.00	\$0	0	0.00	\$0	0	0.00	\$0	0	0.00	\$0
South Lyon	0	0.00	\$0	0	0.00	\$0	0	0.00	\$0	0	0.00	\$0	0	0.00	\$0
William Bee Ririe	0	0.00	\$0	2	2.00	\$15,009	0	0.00	\$0	0	0.00	\$0	1	2.00	\$10,280
Total	10	3.00	\$18,482	22	3.09	\$14,291	73	1.47	\$3,750	14	4.79	\$24,421	11	3.18	\$19,606
All Counties	461	4.27	\$39,416	484	4.27	\$38,570	483	4.30	\$42,929	479	4.14	\$47,666	357	4.08	\$50,898

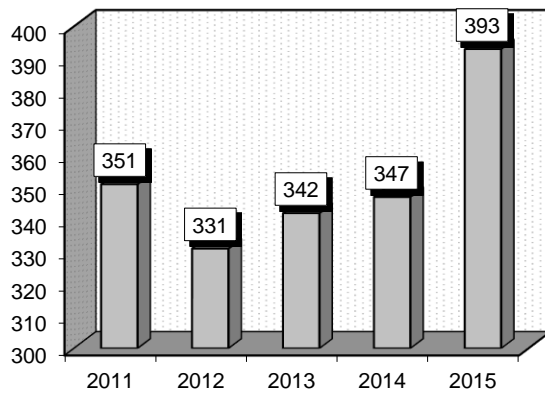
Kidney & Ureter Procedures For Neoplasm (656-658)

Procedures: that frequently accompanied Kidney & Ureter Procedures For Neoplasm were: 1) Nephroureterectomy (5551), 2) Laparoscopic robotic assisted procedure (1742), 3) Partial nephrectomy (554).

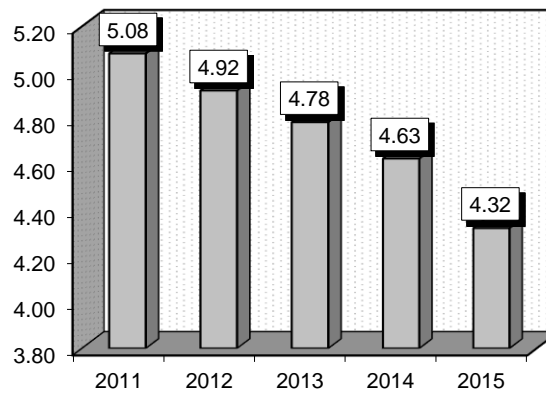
Definitions: **Ureter:** The tube that carries urine from the kidney to the bladder, with each kidney having one ureter. **Neoplasm:** An abnormal tissue that grows by cellular proliferation more rapidly than normal and continues to grow after the stimuli that initiated the new growth cease. Neoplasms show partial or complete lack of structural organization and functional coordination with the normal tissue, and usually form a distinct mass of tissue that may be either benign (benign tumor) or malignant (cancer). **Kidney:** Either of the two bean-shaped organs in the lumbar region that filter the blood, excreting the end-products of body metabolism in the form of urine, and regulating the concentrations of hydrogen, sodium, potassium, phosphate, and other ions in the extracellular fluid. **Bladder:** A distensible musculomembranous organ serving as a receptacle for fluid, such as the urinary bladder or gallbladder. **Secondary malignant neoplasm:** Cancerous tumor, or abnormal cell growth which has metastasized (transferred) from one part (or organ) of the body to another organ or part of the body. **Urinary organs:** The organs of the body that produce, store, and discharge urine. These organs include the kidneys, ureters, bladder, and urethra. **Nephroureterectomy:** Surgical removal of a kidney and its ureter.

Gender	2011			2012			2013			2014			2015		
	Cases	Avg LOS	Avg Bill	Cases	Avg LOS	Avg Bill	Cases	Avg LOS	Avg Bill	Cases	Avg LOS	Avg Bill	Cases	Avg LOS	Avg Bill
Male	210	4.94	\$80,096	208	5.00	\$88,297	200	4.62	\$86,423	207	4.69	\$101,584	236	4.60	\$115,005
Female	141	5.29	\$83,910	123	4.79	\$85,018	142	5.01	\$99,563	140	4.54	\$96,989	157	3.90	\$105,412
Age Group	Cases	Avg LOS	Avg Bill	Cases	Avg LOS	Avg Bill	Cases	Avg LOS	Avg Bill	Cases	Avg LOS	Avg Bill	Cases	Avg LOS	Avg Bill
0-17	3	9.00	\$129,173	3	9.67	\$117,797	4	10.00	\$129,211	9	10.11	\$144,079	4	8.00	\$118,079
18-35	7	6.00	\$105,717	3	3.33	\$68,798	4	2.50	\$84,086	3	3.33	\$112,472	8	2.50	\$90,441
36-49	48	4.10	\$74,519	48	4.08	\$81,744	36	3.36	\$75,324	33	4.52	\$109,465	34	3.68	\$117,291
50-64	104	4.81	\$79,155	106	4.73	\$86,716	98	4.13	\$84,295	125	3.97	\$88,673	138	4.23	\$107,673
65+	189	5.39	\$83,147	171	5.22	\$88,582	200	5.30	\$97,984	177	4.85	\$103,253	209	4.49	\$113,149
Total	351	5.08	\$81,628	331	4.92	\$87,078	342	4.78	\$91,879	347	4.63	\$99,730	393	4.32	\$111,172

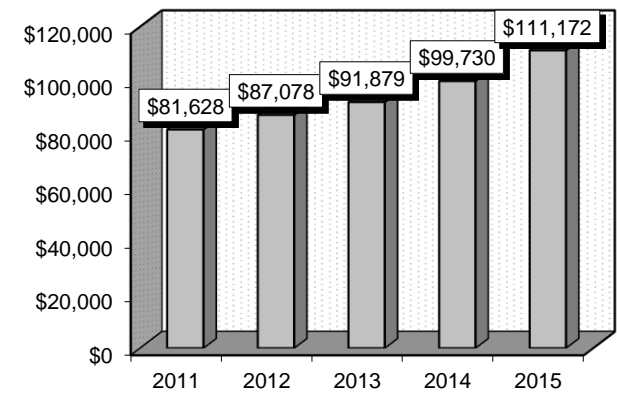
Patient Discharges



Average Length of Stay



Average Billed Charges



County / Hospital	2011			2012			2013			2014			2015		
	Cases	Avg LOS	Avg Bill	Cases	Avg LOS	Avg Bill	Cases	Avg LOS	Avg Bill	Cases	Avg LOS	Avg Bill	Cases	Avg LOS	Avg Bill
Clark															
Centennial Hills	0	0.00	\$0	0	0.00	\$0	1	10.00	\$153,948	2	12.50	\$196,141	2	7.00	\$201,527
Desert Springs	0	0.00	\$0	2	7.00	\$88,964	0	0.00	\$0	1	10.00	\$140,773	0	0.00	\$0
Mountain View	19	5.84	\$95,122	48	5.04	\$81,150	73	4.19	\$84,729	29	5.83	\$114,824	29	6.38	\$139,239
North Vista	0	0.00	\$0	0	0.00	\$0	0	0.00	\$0	0	0.00	\$0	0	0.00	\$0
Southern Hills	3	9.67	\$121,746	10	3.20	\$62,089	4	3.00	\$67,744	2	5.00	\$70,691	5	4.00	\$79,376
Spring Valley	51	4.49	\$75,039	8	6.50	\$85,468	10	6.90	\$163,422	17	4.35	\$79,727	15	6.13	\$125,125
St. Rose-Rose de Lima	0	0.00	\$0	0	0.00	\$0	0	0.00	\$0	0	0.00	\$0	0	0.00	\$0
St. Rose-San Martin	10	4.80	\$78,510	1	6.00	\$64,116	0	0.00	\$0	4	8.25	\$134,720	1	4.00	\$131,739
St. Rose-Siena	33	5.18	\$89,802	5	5.00	\$108,619	4	5.75	\$86,806	4	7.00	\$130,874	1	3.00	\$132,695
Summerlin	64	3.70	\$88,228	93	4.63	\$114,109	99	4.64	\$117,564	141	4.12	\$115,797	165	3.90	\$127,598
Sunrise	46	4.85	\$82,474	25	5.20	\$103,095	31	5.52	\$102,204	50	4.52	\$108,537	62	3.77	\$127,628
UMC	20	6.30	\$85,110	23	5.26	\$79,153	17	5.18	\$80,250	3	10.67	\$81,883	4	4.75	\$118,200
Valley	11	7.55	\$97,163	2	15.00	\$298,526	0	0.00	\$0	1	3.00	\$78,056	2	4.50	\$66,166
Total	257	4.89	\$85,445	217	4.99	\$99,502	239	4.76	\$103,611	254	4.69	\$112,205	286	4.28	\$127,801
Washoe															
Carson Tahoe	24	4.29	\$53,357	28	4.39	\$55,963	16	4.63	\$61,013	11	4.00	\$62,460	24	3.67	\$44,788
Northern Nevada	0	0.00	\$0	0	0.00	\$0	0	0.00	\$0	0	0.00	\$0	0	0.00	\$0
Renown Regional	39	6.62	\$66,567	42	5.40	\$57,877	33	5.15	\$63,761	47	5.30	\$67,951	58	4.91	\$65,733
Renown S. Meadows	0	0.00	\$0	0	0.00	\$0	0	0.00	\$0	0	0.00	\$0	0	0.00	\$0
Saint Mary's	27	5.85	\$101,581	33	5.06	\$88,339	34	5.21	\$86,587	20	3.90	\$87,387	22	4.23	\$98,049
Sierra Surgery	4	2.00	\$18,146	11	2.64	\$28,906	20	3.85	\$31,761	15	2.87	\$31,861	3	3.00	\$31,751
Total	94	5.61	\$71,191	114	4.79	\$63,429	103	4.83	\$64,655	93	4.45	\$65,660	107	4.44	\$66,727
Rural															
Battle Mountain	0	0.00	\$0	0	0.00	\$0	0	0.00	\$0	0	0.00	\$0	0	0.00	\$0
Boulder City	0	0.00	\$0	0	0.00	\$0	0	0.00	\$0	0	0.00	\$0	0	0.00	\$0
Carson Valley	0	0.00	\$0	0	0.00	\$0	0	0.00	\$0	0	0.00	\$0	0	0.00	\$0
Churchill	0	0.00	\$0	0	0.00	\$0	0	0.00	\$0	0	0.00	\$0	0	0.00	\$0
Desert View	0	0.00	\$0	0	0.00	\$0	0	0.00	\$0	0	0.00	\$0	0	0.00	\$0
Grover C. Dils	0	0.00	\$0	0	0.00	\$0	0	0.00	\$0	0	0.00	\$0	0	0.00	\$0
Humboldt	0	0.00	\$0	0	0.00	\$0	0	0.00	\$0	0	0.00	\$0	0	0.00	\$0
Incline Village	0	0.00	\$0	0	0.00	\$0	0	0.00	\$0	0	0.00	\$0	0	0.00	\$0
Mesa View	0	0.00	\$0	0	0.00	\$0	0	0.00	\$0	0	0.00	\$0	0	0.00	\$0
Mount Grant	0	0.00	\$0	0	0.00	\$0	0	0.00	\$0	0	0.00	\$0	0	0.00	\$0
Northeastern	0	0.00	\$0	0	0.00	\$0	0	0.00	\$0	0	0.00	\$0	0	0.00	\$0
Nye	0	0.00	\$0	0	0.00	\$0	0	0.00	\$0	0	0.00	\$0	0	0.00	\$0
Pershing	0	0.00	\$0	0	0.00	\$0	0	0.00	\$0	0	0.00	\$0	0	0.00	\$0
South Lyon	0	0.00	\$0	0	0.00	\$0	0	0.00	\$0	0	0.00	\$0	0	0.00	\$0
William Bee Ririe	0	0.00	\$0	0	0.00	\$0	0	0.00	\$0	0	0.00	\$0	0	0.00	\$0
Total	0	0.00	\$0	0	0.00	\$0	0	0.00	\$0	0	0.00	\$0	0	0.00	\$0
All Counties	351	5.08	\$81,628	331	4.92	\$87,078	342	4.78	\$91,879	347	4.63	\$99,730	393	4.32	\$111,172

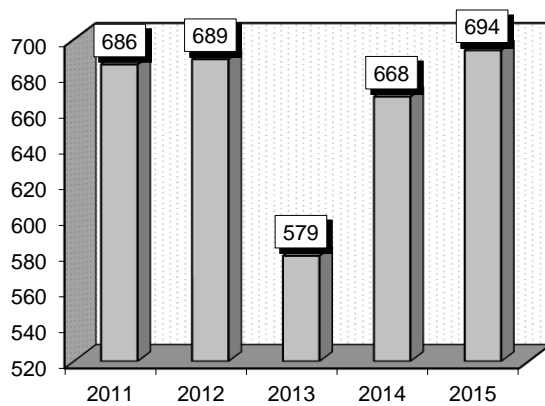
Kidney And Ureter Procedures For Non-Neoplasm (659-661)

Procedures: that frequently accompanied Kidney And Ureter Procedures For Non-Neoplasm were: 1) Percutaneous nephrostomy without fragmentation (5503), 2) Percutaneous pyelogram (8775), 3) Ureteral catheterization (598), 4) Nephrostomy (5502), 5) Replacement of nephrostomy tube (5593), 6) Correction of ureteropelvic junction (5587), 7) Retrograde pyelogram (8774).

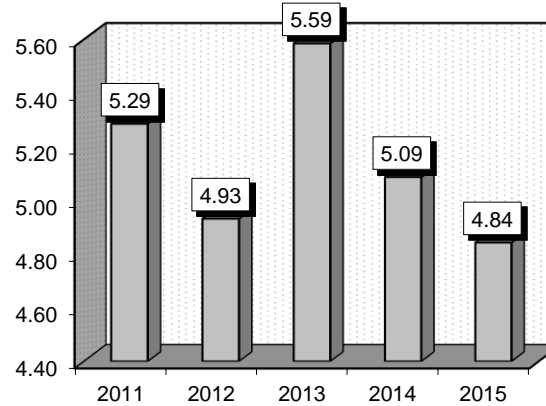
Definitions: **Percutaneous:** Performed through the skin. **Percutaneous nephrostomy:** The insertion of a catheter through the skin and body wall into the kidney pelvis, mainly to provide urine drainage where the ureter is not functional. It is used also to remove or dissolve renal calculi and to diagnose ureteral obstruction. **Catheterization:** The introduction of a catheter (a hollow flexible tube) into a body cavity or organ to inject or remove a fluid. **Pyelogram:** A radiographic picture of the kidneys and ureters taken after the IV or intraureteral injection of a radiopaque contrast medium. It shows the size and location of the kidneys, the outline of the ureters and bladder, the filling of the renal pelves, the patency of the urinary tract, and any cysts or tumors within the kidneys. **Cystoscopy:** A diagnostic procedure that is used to look at the bladder (lower urinary tract), collect urine samples, and examine the prostate gland. Performed with an optic instrument known as a cystoscope (urethroscope), this instrument uses a lighted tip for guidance to aid in diagnosing urinary tract disease and prostate disease. Performed by a urologist, this surgical test also enables biopsies to be taken or small stones to be removed by way of a hollow channel in the cystoscope. **Nephroureterectomy:** Surgical removal of a kidney and its ureter. **Ureteropelvic junction:** Site of origin of the ureter from the renal pelvis, a common location for congenital or acquired obstruction.

Gender	2011			2012			2013			2014			2015		
	Cases	Avg LOS	Avg Bill	Cases	Avg LOS	Avg Bill	Cases	Avg LOS	Avg Bill	Cases	Avg LOS	Avg Bill	Cases	Avg LOS	Avg Bill
Male	328	5.77	\$74,185	280	4.89	\$70,585	269	5.58	\$76,630	323	5.49	\$95,464	310	5.17	\$102,547
Female	358	4.84	\$64,209	409	4.96	\$73,092	310	5.59	\$78,362	345	4.71	\$78,117	384	4.58	\$93,357
Age Group	Cases	Avg LOS	Avg Bill	Cases	Avg LOS	Avg Bill	Cases	Avg LOS	Avg Bill	Cases	Avg LOS	Avg Bill	Cases	Avg LOS	Avg Bill
0-17	83	3.49	\$65,535	76	3.53	\$61,178	46	2.83	\$69,377	53	2.36	\$66,005	50	4.14	\$98,466
18-35	74	3.73	\$50,869	90	5.07	\$70,369	81	4.53	\$57,099	70	3.36	\$74,185	66	3.62	\$83,191
36-49	125	3.43	\$52,074	121	3.97	\$65,254	103	4.47	\$71,118	138	4.35	\$77,001	151	4.09	\$88,507
50-64	192	5.98	\$69,772	171	4.98	\$73,173	158	6.35	\$77,781	192	5.80	\$90,396	208	4.97	\$99,705
65+	212	7.00	\$85,898	231	5.81	\$79,079	191	6.67	\$91,490	215	6.16	\$98,195	219	5.77	\$105,577
Total	686	5.29	\$68,979	689	4.93	\$72,073	579	5.59	\$77,557	668	5.09	\$86,505	694	4.84	\$97,462

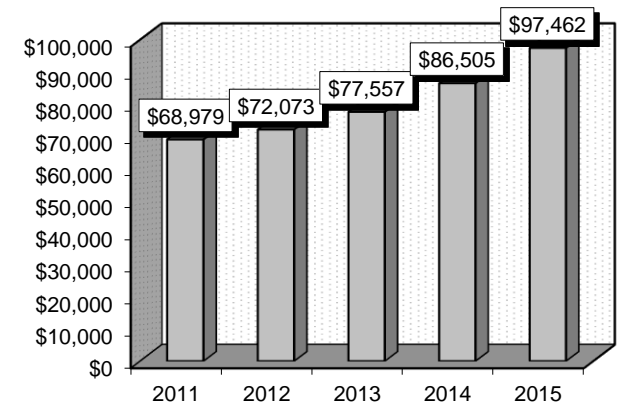
Patient Discharges



Average Length of Stay



Average Billed Charges



County / Hospital	2011			2012			2013			2014			2015		
	Cases	Avg LOS	Avg Bill	Cases	Avg LOS	Avg Bill	Cases	Avg LOS	Avg Bill	Cases	Avg LOS	Avg Bill	Cases	Avg LOS	Avg Bill
Clark															
Centennial Hills	10	3.40	\$51,589	11	6.64	\$97,837	6	3.67	\$67,890	20	4.65	\$88,104	29	2.86	\$69,242
Desert Springs	10	12.20	\$109,297	11	8.27	\$127,545	11	7.09	\$124,239	19	4.26	\$74,819	25	5.92	\$106,251
Mountain View	32	6.47	\$83,541	29	5.10	\$79,160	45	7.00	\$103,131	37	6.89	\$128,163	53	5.72	\$123,425
North Vista	5	11.40	\$102,439	8	7.63	\$65,322	3	8.00	\$55,470	1	5.00	\$72,534	3	5.33	\$41,432
Southern Hills	15	9.73	\$110,334	4	9.00	\$127,836	2	2.00	\$46,133	2	5.50	\$65,703	9	6.67	\$131,552
Spring Valley	32	4.25	\$72,461	17	5.12	\$93,604	16	4.44	\$92,863	42	5.00	\$96,744	37	5.46	\$121,063
St. Rose-Rose de Lima	10	4.50	\$50,581	5	5.40	\$84,800	6	7.67	\$97,673	10	8.80	\$104,119	17	4.59	\$74,328
St. Rose-San Martin	12	4.42	\$59,233	11	9.73	\$128,874	7	8.71	\$102,242	19	6.68	\$87,200	12	8.33	\$109,120
St. Rose-Siena	39	5.41	\$73,571	38	5.74	\$85,461	22	5.32	\$77,374	35	6.80	\$95,281	37	4.59	\$74,647
Summerlin	106	4.43	\$88,829	125	4.66	\$84,948	86	4.66	\$99,324	146	3.31	\$93,594	166	4.04	\$111,699
Sunrise	141	4.69	\$71,380	120	3.04	\$62,405	108	5.45	\$96,160	116	5.29	\$95,926	117	4.44	\$101,354
UMC	139	5.79	\$55,294	159	4.99	\$58,762	144	4.69	\$49,905	100	6.23	\$67,496	71	6.44	\$98,738
Valley	15	6.20	\$70,868	17	8.59	\$111,155	18	5.72	\$94,373	18	4.61	\$82,944	29	5.48	\$91,142
Total	566	5.37	\$72,586	555	4.93	\$75,368	474	5.29	\$82,227	565	5.15	\$90,726	605	4.90	\$103,111
Washoe															
Carson Tahoe	27	2.93	\$45,588	33	3.12	\$46,807	16	6.06	\$73,150	14	8.14	\$90,978	11	4.09	\$49,399
Northern Nevada	2	4.00	\$55,109	0	0.00	\$0	0	0.00	\$0	0	0.00	\$0	1	11.00	\$126,471
Renown Regional	54	5.87	\$49,601	49	5.90	\$55,206	51	5.27	\$48,312	48	5.79	\$61,793	55	4.76	\$57,015
Renown S. Meadows	0	0.00	\$0	0	0.00	\$0	0	0.00	\$0	0	0.00	\$0	0	0.00	\$0
Saint Mary's	31	5.39	\$66,898	45	5.60	\$75,641	29	5.97	\$69,673	26	2.12	\$69,158	19	3.63	\$71,120
Sierra Surgery	6	2.50	\$23,815	7	2.71	\$25,109	9	20.89	\$30,565	15	2.67	\$32,460	3	3.00	\$33,095
Total	120	4.88	\$51,969	134	4.95	\$58,428	105	6.92	\$56,476	103	4.73	\$63,347	89	4.45	\$59,059
Rural															
Battle Mountain	0	0.00	\$0	0	0.00	\$0	0	0.00	\$0	0	0.00	\$0	0	0.00	\$0
Boulder City	0	0.00	\$0	0	0.00	\$0	0	0.00	\$0	0	0.00	\$0	0	0.00	\$0
Carson Valley	0	0.00	\$0	0	0.00	\$0	0	0.00	\$0	0	0.00	\$0	0	0.00	\$0
Churchill	0	0.00	\$0	0	0.00	\$0	0	0.00	\$0	0	0.00	\$0	0	0.00	\$0
Desert View	0	0.00	\$0	0	0.00	\$0	0	0.00	\$0	0	0.00	\$0	0	0.00	\$0
Grover C. Dils	0	0.00	\$0	0	0.00	\$0	0	0.00	\$0	0	0.00	\$0	0	0.00	\$0
Humboldt	0	0.00	\$0	0	0.00	\$0	0	0.00	\$0	0	0.00	\$0	0	0.00	\$0
Incline Village	0	0.00	\$0	0	0.00	\$0	0	0.00	\$0	0	0.00	\$0	0	0.00	\$0
Mesa View	0	0.00	\$0	0	0.00	\$0	0	0.00	\$0	0	0.00	\$0	0	0.00	\$0
Mount Grant	0	0.00	\$0	0	0.00	\$0	0	0.00	\$0	0	0.00	\$0	0	0.00	\$0
Northeastern	0	0.00	\$0	0	0.00	\$0	0	0.00	\$0	0	0.00	\$0	0	0.00	\$0
Nye	0	0.00	\$0	0	0.00	\$0	0	0.00	\$0	0	0.00	\$0	0	0.00	\$0
Pershing	0	0.00	\$0	0	0.00	\$0	0	0.00	\$0	0	0.00	\$0	0	0.00	\$0
South Lyon	0	0.00	\$0	0	0.00	\$0	0	0.00	\$0	0	0.00	\$0	0	0.00	\$0
William Bee Ririe	0	0.00	\$0	0	0.00	\$0	0	0.00	\$0	0	0.00	\$0	0	0.00	\$0
Total	0	0.00	\$0	0	0.00	\$0	0	0.00	\$0	0	0.00	\$0	0	0.00	\$0
All Counties	686	5.29	\$68,979	689	4.93	\$72,073	579	5.59	\$77,557	668	5.09	\$86,505	694	4.84	\$97,462

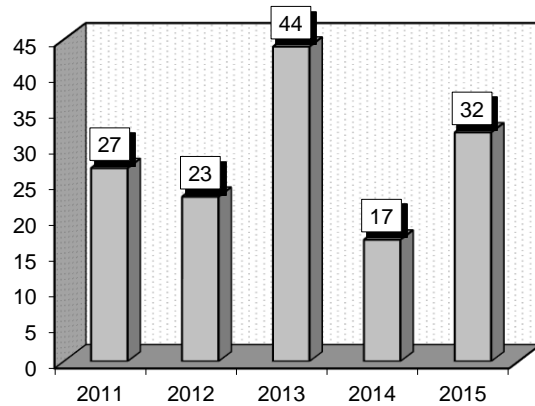
Prostatectomy (665-667)

Procedures: that frequently accompanied Prostatectomy were: 1) Other transurethral prostatectomy (6029), 2) Transurethral clearance of bladder (570), 3) Other transurethral excision or destruction of lesion or tissue of bladder (5749), 4) Other cystoscopy (5732), 5) Transfusion of packed cells (9904).

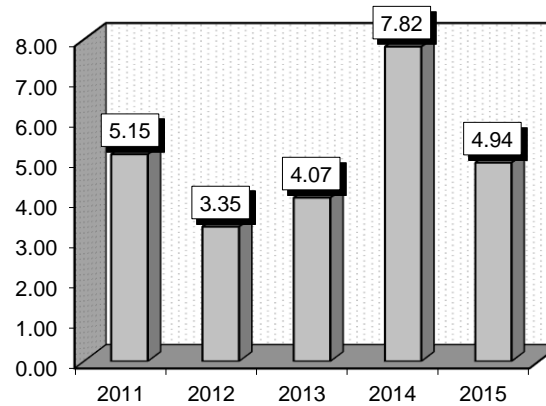
Definitions: Prostatectomy: Surgical removal of all or part of the prostate gland. **Percutaneous:** Performed through the skin. **Excision:** Surgical removal by cutting. **Catheterization:** The introduction of a catheter (a hollow flexible tube) into a body cavity or organ to inject or remove a fluid. **Pyelogram:** A radiographic picture of the kidneys and ureters taken after the IV or intraureteral injection of a radiopaque contrast medium. It shows the size and location of the kidneys, the outline of the ureters and bladder, the filling of the renal pelves, the patency of the urinary tract, and any cysts or tumors within the kidneys. **Cystoscopy:** A diagnostic procedure that is used to look at the bladder (lower urinary tract), collect urine samples, and examine the prostate gland. Performed with an optic instrument known as a cystoscope (urethroscope), this instrument uses a lighted tip for guidance to aid in diagnosing urinary tract disease and prostate disease. Performed by a urologist, this surgical test also enables biopsies to be taken or small stones to be removed by way of a hollow channel in the cystoscope. **Ureterostomy:** The creation of a stoma (a new, artificial outlet) for a ureter or kidney. The procedure is performed to divert the flow of urine away from the bladder when the bladder is not functioning or has been removed.

Gender	2011			2012			2013			2014			2015		
	Cases	Avg LOS	Avg Bill	Cases	Avg LOS	Avg Bill	Cases	Avg LOS	Avg Bill	Cases	Avg LOS	Avg Bill	Cases	Avg LOS	Avg Bill
Male	27	5.15	\$65,155	23	3.35	\$45,178	44	4.07	\$51,932	17	7.82	\$90,226	32	4.94	\$77,451
Female	0	0.00	\$0	0	0.00	\$0	0	0.00	\$0	0	0.00	\$0	0	0.00	\$0
Age Group	Cases	Avg LOS	Avg Bill	Cases	Avg LOS	Avg Bill	Cases	Avg LOS	Avg Bill	Cases	Avg LOS	Avg Bill	Cases	Avg LOS	Avg Bill
0-17	0	0.00	\$0	0	0.00	\$0	0	0.00	\$0	0	0.00	\$0	0	0.00	\$0
18-35	0	0.00	\$0	0	0.00	\$0	1	2.00	\$27,565	0	0.00	\$0	0	0.00	\$0
36-49	0	0.00	\$0	0	0.00	\$0	2	4.00	\$43,660	0	0.00	\$0	0	0.00	\$0
50-64	4	1.50	\$23,880	1	5.00	\$77,904	5	3.00	\$32,673	4	4.75	\$81,608	6	6.50	\$74,676
65+	23	5.78	\$72,333	22	3.27	\$43,691	36	4.28	\$55,743	13	8.77	\$92,877	26	4.58	\$78,092
Total	27	5.15	\$65,155	23	3.35	\$45,178	44	4.07	\$51,932	17	7.82	\$90,226	32	4.94	\$77,451

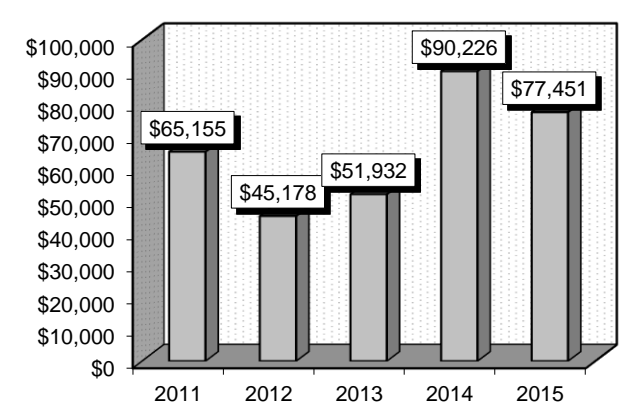
Patient Discharges



Average Length of Stay



Average Billed Charges



County / Hospital	2011			2012			2013			2014			2015		
	Cases	Avg LOS	Avg Bill	Cases	Avg LOS	Avg Bill	Cases	Avg LOS	Avg Bill	Cases	Avg LOS	Avg Bill	Cases	Avg LOS	Avg Bill
Clark															
Centennial Hills	0	0.00	\$0	0	0.00	\$0	1	3.00	\$54,353	1	9.00	\$199,695	1	1.00	\$54,372
Desert Springs	0	0.00	\$0	1	1.00	\$63,151	0	0.00	\$0	0	0.00	\$0	0	0.00	\$0
Mountain View	4	5.00	\$52,208	2	6.00	\$55,175	3	8.67	\$75,978	3	15.33	\$121,212	2	3.50	\$62,048
North Vista	0	0.00	\$0	0	0.00	\$0	0	0.00	\$0	0	0.00	\$0	0	0.00	\$0
Southern Hills	0	0.00	\$0	0	0.00	\$0	1	5.00	\$55,344	1	1.00	\$46,520	1	5.00	\$61,509
Spring Valley	2	1.00	\$25,931	1	1.00	\$28,421	2	4.00	\$80,301	1	1.00	\$55,252	2	4.00	\$64,781
St. Rose-Rose de Lima	0	0.00	\$0	0	0.00	\$0	0	0.00	\$0	0	0.00	\$0	0	0.00	\$0
St. Rose-San Martin	1	2.00	\$37,707	0	0.00	\$0	0	0.00	\$0	0	0.00	\$0	1	4.00	\$79,158
St. Rose-Siena	3	3.67	\$44,267	3	6.00	\$73,180	4	9.75	\$118,250	1	1.00	\$29,627	2	4.00	\$116,317
Summerlin	4	5.50	\$56,122	1	5.00	\$86,938	5	1.60	\$47,127	1	23.00	\$276,928	3	4.67	\$86,356
Sunrise	7	6.43	\$80,494	3	4.33	\$62,569	1	1.00	\$37,765	2	2.50	\$71,296	9	8.67	\$126,369
UMC	2	4.50	\$44,775	3	4.33	\$43,789	4	4.75	\$51,574	4	9.00	\$80,858	1	4.00	\$92,044
Valley	2	13.00	\$203,131	1	1.00	\$29,367	3	7.33	\$74,300	0	0.00	\$0	0	0.00	\$0
Total	25	5.48	\$68,598	15	4.27	\$57,123	24	5.46	\$69,743	14	8.71	\$102,692	22	5.86	\$98,626
Washoe															
Carson Tahoe	1	1.00	\$26,800	1	1.00	\$26,298	2	6.00	\$50,153	0	0.00	\$0	2	1.00	\$18,843
Northern Nevada	0	0.00	\$0	0	0.00	\$0	0	0.00	\$0	0	0.00	\$0	0	0.00	\$0
Renown Regional	0	0.00	\$0	5	1.60	\$19,555	3	6.00	\$34,984	1	8.00	\$42,887	2	7.50	\$48,044
Renown S. Meadows	0	0.00	\$0	0	0.00	\$0	0	0.00	\$0	0	0.00	\$0	0	0.00	\$0
Saint Mary's	0	0.00	\$0	2	2.00	\$29,094	15	1.20	\$27,062	2	1.50	\$26,632	5	2.20	\$30,635
Sierra Surgery	0	0.00	\$0	0	0.00	\$0	0	0.00	\$0	0	0.00	\$0	0	0.00	\$0
Total	1	1.00	\$26,800	8	1.63	\$22,783	20	2.40	\$30,559	3	3.67	\$32,050	9	3.11	\$31,883
Rural															
Battle Mountain	0	0.00	\$0	0	0.00	\$0	0	0.00	\$0	0	0.00	\$0	0	0.00	\$0
Boulder City	0	0.00	\$0	0	0.00	\$0	0	0.00	\$0	0	0.00	\$0	0	0.00	\$0
Carson Valley	0	0.00	\$0	0	0.00	\$0	0	0.00	\$0	0	0.00	\$0	0	0.00	\$0
Churchill	1	1.00	\$17,416	0	0.00	\$0	0	0.00	\$0	0	0.00	\$0	0	0.00	\$0
Desert View	0	0.00	\$0	0	0.00	\$0	0	0.00	\$0	0	0.00	\$0	0	0.00	\$0
Grover C. Dils	0	0.00	\$0	0	0.00	\$0	0	0.00	\$0	0	0.00	\$0	0	0.00	\$0
Humboldt	0	0.00	\$0	0	0.00	\$0	0	0.00	\$0	0	0.00	\$0	0	0.00	\$0
Incline Village	0	0.00	\$0	0	0.00	\$0	0	0.00	\$0	0	0.00	\$0	0	0.00	\$0
Mesa View	0	0.00	\$0	0	0.00	\$0	0	0.00	\$0	0	0.00	\$0	0	0.00	\$0
Mount Grant	0	0.00	\$0	0	0.00	\$0	0	0.00	\$0	0	0.00	\$0	0	0.00	\$0
Northeastern	0	0.00	\$0	0	0.00	\$0	0	0.00	\$0	0	0.00	\$0	1	1.00	\$21,729
Nye	0	0.00	\$0	0	0.00	\$0	0	0.00	\$0	0	0.00	\$0	0	0.00	\$0
Pershing	0	0.00	\$0	0	0.00	\$0	0	0.00	\$0	0	0.00	\$0	0	0.00	\$0
South Lyon	0	0.00	\$0	0	0.00	\$0	0	0.00	\$0	0	0.00	\$0	0	0.00	\$0
William Bee Ririe	0	0.00	\$0	0	0.00	\$0	0	0.00	\$0	0	0.00	\$0	0	0.00	\$0
Total	1	1.00	\$17,416	0	0.00	\$0	0	0.00	\$0	0	0.00	\$0	1	1.00	\$21,729
All Counties	27	5.15	\$65,155	23	3.35	\$45,178	44	4.07	\$51,932	17	7.82	\$90,226	32	4.94	\$77,451

Renal Failure (682-684)

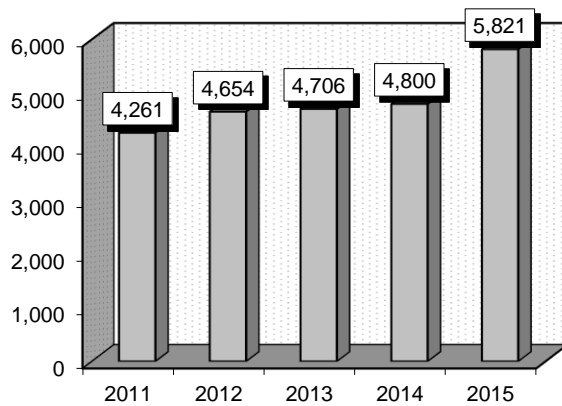
Diagnoses: that frequently accompanied Renal Failure were: 1) Hypertensive chronic kidney disease, unspecified, with chronic kidney disease stage V or end stage renal disease (40391), 2) Congestive heart failure, unspecified (4280), 3) Dehydration (27651), 4) Unspecified essential hypertension (4019), 5) Diabetes mellitus without mention of complication, type II or unspecified type, not stated as uncontrolled (25000), 6) Hyperpotassemia (2767), 7) Tobacco use disorder (3051).

Definitions: **Dehydration:** Occurs when you use or lose more fluid than you take in, and your body doesn't have enough water and other fluids to carry out its normal functions. **Hypertension:** High blood pressure. **Diabetes mellitus:** A condition in which the pancreas no longer produces enough insulin or cells stop responding to the insulin that is produced, so that glucose in the blood cannot be absorbed into the cells of the body. **Hyperglycemia:** An abnormally high concentration of glucose in the circulating blood, seen especially in patients with diabetes mellitus. **Hyperpotassemia:** An abnormally high potassium concentration in the blood, most often due to defective renal excretion.

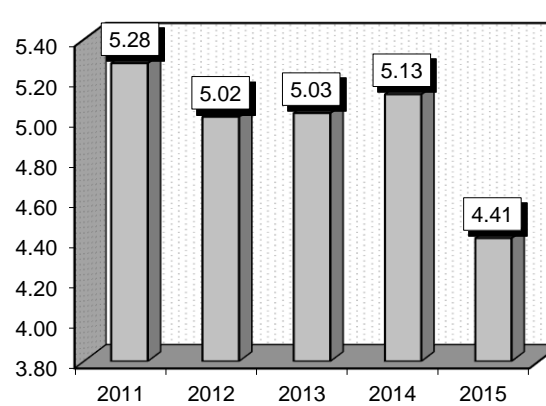
Comment: The kidneys are two fist-sized organs located on each side of the spine at the bottom of the rib cage and slightly above the waist. Renal failure is the inability of the kidneys to excrete wastes, concentrate urine and conserve electrolytes. The condition may be acute or chronic. In chronic kidney disease, the kidneys have not stopped working altogether but are not working as well as they should. Acute renal failure occurs when the kidneys stop working over a period of hours, days or in some cases, weeks. When acute renal failure occurs, wastes and excess waste products and excess water build up in the body which upsets the body's normal chemical balance. Substances that are normally needed for the body to function properly become poisonous to the body when they reach abnormally high levels.

Gender	2011			2012			2013			2014			2015		
	Cases	Avg LOS	Avg Bill	Cases	Avg LOS	Avg Bill	Cases	Avg LOS	Avg Bill	Cases	Avg LOS	Avg Bill	Cases	Avg LOS	Avg Bill
Male	2,349	5.32	\$53,283	2,586	4.85	\$50,275	2,656	4.95	\$54,938	2,693	5.02	\$59,091	3,200	4.23	\$55,527
Female	1,912	5.24	\$50,400	2,068	5.22	\$52,512	2,050	5.15	\$55,956	2,107	5.27	\$59,978	2,621	4.63	\$59,435
Age Group	Cases	Avg LOS	Avg Bill	Cases	Avg LOS	Avg Bill	Cases	Avg LOS	Avg Bill	Cases	Avg LOS	Avg Bill	Cases	Avg LOS	Avg Bill
0-17	15	3.47	\$25,003	12	4.17	\$43,637	9	3.00	\$21,006	11	3.82	\$43,921	21	4.52	\$57,213
18-35	239	4.94	\$47,382	271	4.29	\$43,574	296	4.40	\$54,121	274	3.68	\$44,299	381	3.84	\$49,358
36-49	486	4.98	\$47,274	541	4.72	\$46,942	559	4.50	\$50,489	574	5.15	\$53,254	780	3.79	\$53,223
50-64	1,162	5.19	\$50,679	1,269	5.10	\$50,501	1,269	5.19	\$56,067	1,279	5.23	\$60,792	1,543	4.25	\$56,579
65+	2,359	5.44	\$54,244	2,561	5.12	\$53,414	2,573	5.15	\$56,372	2,662	5.23	\$61,820	3,096	4.72	\$59,640
Total	4,261	5.28	\$51,989	4,654	5.02	\$51,269	4,706	5.03	\$55,382	4,800	5.13	\$59,481	5,821	4.41	\$57,287

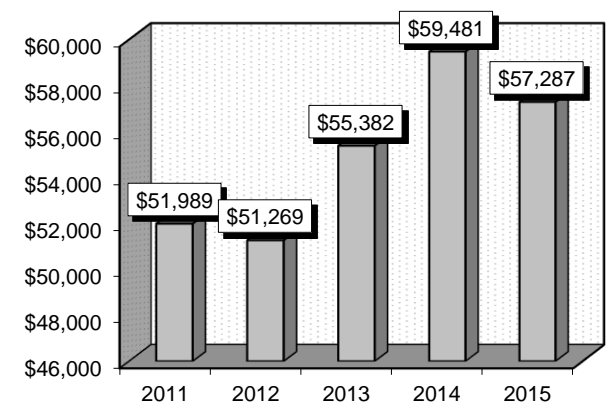
Patient Discharges



Average Length of Stay



Average Billed Charges



County / Hospital	2011			2012			2013			2014			2015		
	Cases	Avg LOS	Avg Bill	Cases	Avg LOS	Avg Bill	Cases	Avg LOS	Avg Bill	Cases	Avg LOS	Avg Bill	Cases	Avg LOS	Avg Bill
Clark															
Centennial Hills	194	4.38	\$51,780	200	4.67	\$60,918	267	4.88	\$69,945	259	4.07	\$65,153	326	4.31	\$66,792
Desert Springs	293	6.41	\$69,030	279	5.71	\$67,725	343	5.64	\$64,712	338	5.37	\$62,395	454	4.17	\$60,166
Mountain View	316	5.78	\$67,684	356	5.07	\$64,791	380	5.88	\$80,702	482	4.96	\$73,510	683	4.81	\$72,552
North Vista	120	7.48	\$73,138	101	5.94	\$51,537	139	5.44	\$48,671	180	5.16	\$46,494	218	3.33	\$31,992
Southern Hills	103	5.83	\$60,170	133	6.11	\$70,268	121	4.80	\$56,603	177	5.18	\$69,696	220	4.31	\$59,442
Spring Valley	182	4.96	\$62,830	190	4.97	\$56,851	203	4.88	\$70,215	236	4.36	\$69,483	303	4.06	\$71,607
St. Rose-Rose de Lima	134	4.34	\$44,263	169	4.82	\$48,255	184	4.14	\$48,314	205	4.34	\$53,645	164	5.45	\$65,460
St. Rose-San Martin	189	5.01	\$45,217	190	4.75	\$46,911	189	4.72	\$52,885	176	4.52	\$50,473	156	4.90	\$63,848
St. Rose-Siena	263	5.42	\$51,516	249	4.65	\$45,468	276	4.34	\$49,735	238	4.90	\$61,885	260	4.57	\$59,648
Summerlin	298	4.67	\$54,858	321	5.06	\$71,112	298	5.07	\$68,951	297	5.24	\$76,386	375	4.48	\$71,753
Sunrise	508	5.53	\$66,585	564	4.93	\$61,322	565	5.35	\$67,881	532	5.08	\$74,781	704	5.27	\$77,743
UMC	372	5.39	\$39,191	398	5.20	\$39,128	458	5.55	\$41,158	370	7.11	\$42,991	334	4.25	\$41,113
Valley	272	5.54	\$63,950	262	5.75	\$67,490	238	6.18	\$74,643	279	6.79	\$89,040	367	4.02	\$60,833
Total	3,244	5.43	\$58,027	3,412	5.14	\$58,193	3,661	5.24	\$62,151	3,769	5.24	\$65,887	4,564	4.52	\$64,481
Washoe															
Carson Tahoe	209	4.77	\$31,595	264	4.46	\$27,751	243	4.95	\$34,463	222	3.79	\$24,771	301	3.74	\$26,801
Northern Nevada	73	4.34	\$44,052	111	3.87	\$37,681	90	3.79	\$34,415	82	3.60	\$46,395	110	4.15	\$50,638
Renown Regional	388	5.49	\$36,288	447	5.60	\$38,632	350	4.77	\$35,929	320	6.78	\$55,572	335	5.33	\$39,906
Renown S. Meadows	45	4.20	\$28,972	74	4.09	\$30,805	37	2.95	\$29,087	47	3.26	\$25,163	57	3.16	\$27,607
Saint Mary's	179	4.91	\$34,546	247	4.24	\$29,560	225	3.76	\$25,521	281	4.08	\$26,303	335	3.50	\$25,952
Sierra Surgery	0	0.00	\$0	0	0.00	\$0	0	0.00	\$0	0	0.00	\$0	0	0.00	\$0
Total	894	5.05	\$35,108	1,143	4.78	\$33,559	945	4.41	\$32,662	952	4.84	\$37,458	1,138	4.15	\$32,753
Rural															
Battle Mountain	1	4.00	\$10,432	0	0.00	\$0	1	2.00	\$3,280	0	0.00	\$0	0	0.00	\$0
Boulder City	2	4.50	\$19,264	4	4.00	\$9,050	6	3.17	\$20,146	4	3.25	\$18,429	0	0.00	\$0
Carson Valley	7	3.14	\$22,275	5	1.00	\$6,033	3	2.33	\$13,239	8	3.13	\$18,885	11	2.91	\$16,917
Churchill	18	2.89	\$12,456	26	3.81	\$17,853	21	3.33	\$16,727	8	4.88	\$18,957	32	2.84	\$16,227
Desert View	16	2.44	\$12,864	7	1.57	\$8,378	7	2.57	\$22,702	8	1.63	\$14,486	7	3.14	\$20,217
Grover C. Dils	3	1.67	\$4,096	3	2.00	\$4,492	2	4.00	\$1,382	1	4.00	\$6,458	4	3.25	\$6,612
Humboldt	12	4.42	\$24,163	8	5.75	\$28,109	14	2.79	\$24,210	3	1.33	\$7,483	9	4.22	\$20,530
Incline Village	0	0.00	\$0	0	0.00	\$0	0	0.00	\$0	0	0.00	\$0	0	0.00	\$0
Mesa View	10	2.70	\$12,294	14	2.79	\$12,553	3	3.00	\$11,863	9	2.89	\$13,576	22	2.77	\$13,852
Mount Grant	18	3.28	\$10,588	9	5.11	\$16,141	11	2.64	\$10,244	9	2.89	\$9,473	7	2.29	\$7,157
Northeastern	25	3.28	\$22,206	17	3.41	\$29,147	25	4.48	\$41,144	28	3.21	\$27,758	17	2.47	\$21,936
Nye	4	2.50	\$8,334	3	2.33	\$8,606	3	1.00	\$1,053	0	0.00	\$0	0	0.00	\$0
Pershing	0	0.00	\$0	0	0.00	\$0	1	4.00	\$10,802	0	0.00	\$0	0	0.00	\$0
South Lyon	4	2.75	\$9,295	1	1.00	\$5,998	2	3.00	\$8,535	1	6.00	\$13,223	1	1.00	\$7,235
William Bee Ririe	3	2.33	\$7,270	2	3.50	\$9,215	1	1.00	\$2,817	0	0.00	\$0	9	3.11	\$12,100
Total	123	3.09	\$15,432	99	3.44	\$17,114	100	3.27	\$22,265	79	3.11	\$19,230	119	2.89	\$15,983
All Counties	4,261	5.28	\$51,989	4,654	5.02	\$51,269	4,706	5.03	\$55,382	4,800	5.13	\$59,481	5,821	4.41	\$57,287

Admit For Renal Dialysis (685)

Diagnoses: that frequently accompanied Admit For Renal Dialysis were: 1) End stage renal disease (5856), 2) Encounter for extracorporeal dialysis (V560), 3) Hypertensive chronic kidney disease, unspecified, with chronic kidney disease stage V or end stage renal disease (40391), 4) Anemia in chronic kidney disease (28521).

Definitions: Dialysis: The process of removing waste products and excess fluid from the body. Dialysis is necessary when the kidneys are not able to adequately filter the blood.

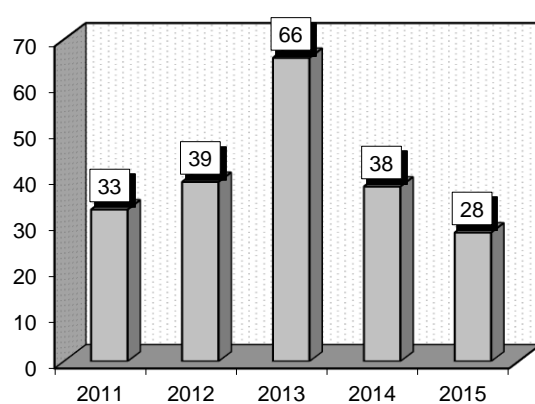
Hemodialysis: A method of mechanically cleansing the blood outside of the body, in order to remove various substances that would normally be cleared by the kidneys.

Perfusion: The injection of fluid into a blood vessel in order to reach an organ or tissues, usually to supply nutrients and oxygen. **Transfusion:** Transfer of blood or a blood component from one person (donor) to another (recipient).

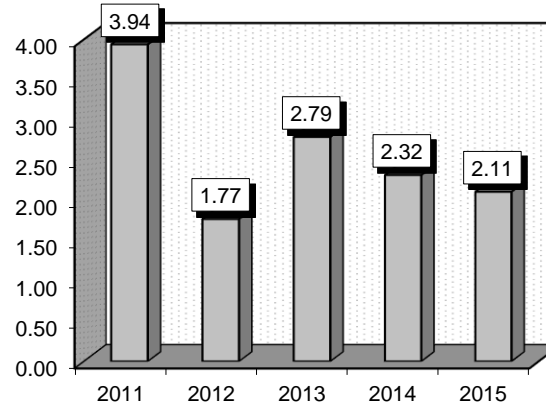
Comment: The kidneys are two fist-sized organs located on each side of the spine at the bottom of the rib cage and slightly above the waist. Renal failure is the inability of the kidneys to excrete wastes, concentrate urine and conserve electrolytes. The condition may be acute or chronic. In chronic kidney disease, the kidneys have not stopped working altogether but are not working as well as they should. Acute renal failure occurs when the kidneys stop working over a period of hours, days or in some cases, weeks. When acute renal failure occurs, wastes and excess waste products and excess water build up in the body which upsets the body's normal chemical balance. Substances that are normally needed for the body to function properly become poisonous to the body when they reach abnormally high levels.

Gender	2011			2012			2013			2014			2015		
	Cases	Avg LOS	Avg Bill	Cases	Avg LOS	Avg Bill	Cases	Avg LOS	Avg Bill	Cases	Avg LOS	Avg Bill	Cases	Avg LOS	Avg Bill
Male	12	8.75	\$65,414	24	1.83	\$20,579	40	1.93	\$21,746	18	2.17	\$32,387	19	2.47	\$43,730
Female	21	1.19	\$12,219	15	1.67	\$17,871	26	4.12	\$42,265	20	2.45	\$31,449	9	1.33	\$23,443
Age Group	Cases	Avg LOS	Avg Bill	Cases	Avg LOS	Avg Bill	Cases	Avg LOS	Avg Bill	Cases	Avg LOS	Avg Bill	Cases	Avg LOS	Avg Bill
0-17	0	0.00	\$0	0	0.00	\$0	0	0.00	\$0	0	0.00	\$0	0	0.00	\$0
18-35	13	1.00	\$8,542	9	1.22	\$11,812	8	1.00	\$16,379	4	1.00	\$12,098	3	1.67	\$17,582
36-49	6	1.50	\$18,333	9	1.78	\$17,626	23	1.91	\$21,281	3	1.33	\$16,605	10	2.90	\$43,281
50-64	6	14.50	\$91,137	11	2.09	\$23,546	17	2.59	\$26,220	10	1.90	\$35,829	8	1.75	\$38,858
65+	8	2.63	\$34,213	10	1.90	\$23,802	18	4.89	\$50,137	21	2.90	\$35,973	7	1.57	\$35,064
Total	33	3.94	\$31,563	39	1.77	\$19,538	66	2.79	\$29,829	38	2.32	\$31,893	28	2.11	\$37,210

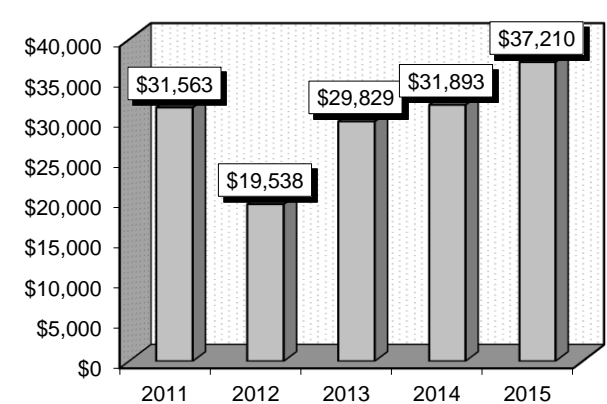
Patient Discharges



Average Length of Stay



Average Billed Charges



County / Hospital	2011			2012			2013			2014			2015		
	Cases	Avg LOS	Avg Bill	Cases	Avg LOS	Avg Bill	Cases	Avg LOS	Avg Bill	Cases	Avg LOS	Avg Bill	Cases	Avg LOS	Avg Bill
Clark															
Centennial Hills	3	2.33	\$21,703	2	2.50	\$27,388	7	1.71	\$20,289	3	2.33	\$41,658	1	1.00	\$36,027
Desert Springs	1	1.00	\$10,770	3	5.00	\$50,116	20	1.85	\$16,655	8	1.38	\$12,743	14	1.93	\$32,939
Mountain View	4	2.00	\$23,026	1	1.00	\$22,534	6	1.67	\$26,402	0	0.00	\$0	2	3.50	\$48,332
North Vista	0	0.00	\$0	0	0.00	\$0	0	0.00	\$0	0	0.00	\$0	0	0.00	\$0
Southern Hills	4	1.75	\$18,918	3	1.33	\$16,692	0	0.00	\$0	1	2.00	\$16,088	0	0.00	\$0
Spring Valley	1	3.00	\$24,496	0	0.00	\$0	0	0.00	\$0	1	4.00	\$58,933	0	0.00	\$0
St. Rose-Rose de Lima	4	2.25	\$18,308	7	1.14	\$14,327	7	1.86	\$24,904	3	1.00	\$14,591	1	1.00	\$30,271
St. Rose-San Martin	0	0.00	\$0	9	1.33	\$16,368	3	4.00	\$34,719	5	3.00	\$45,063	1	4.00	\$56,201
St. Rose-Siena	0	0.00	\$0	2	2.00	\$23,267	2	3.00	\$32,935	2	3.00	\$48,889	1	1.00	\$15,724
Summerlin	0	0.00	\$0	0	0.00	\$0	3	1.33	\$24,995	1	1.00	\$46,748	2	1.00	\$53,063
Sunrise	14	6.64	\$48,129	7	1.14	\$13,253	7	2.14	\$32,601	9	2.11	\$36,752	3	4.33	\$47,793
UMC	0	0.00	\$0	3	3.00	\$24,143	3	3.67	\$34,743	0	0.00	\$0	0	0.00	\$0
Valley	0	0.00	\$0	1	2.00	\$16,693	4	2.75	\$26,342	2	4.50	\$50,290	3	1.00	\$32,109
Total	31	4.13	\$32,748	38	1.79	\$19,836	62	2.11	\$24,043	35	2.20	\$32,768	28	2.11	\$37,210
Washoe															
Carson Tahoe	0	0.00	\$0	0	0.00	\$0	2	1.50	\$9,380	2	5.00	\$27,420	0	0.00	\$0
Northern Nevada	0	0.00	\$0	0	0.00	\$0	0	0.00	\$0	1	1.00	\$10,206	0	0.00	\$0
Renown Regional	2	1.00	\$13,188	0	0.00	\$0	2	25.00	\$229,630	0	0.00	\$0	0	0.00	\$0
Renown S. Meadows	0	0.00	\$0	0	0.00	\$0	0	0.00	\$0	0	0.00	\$0	0	0.00	\$0
Saint Mary's	0	0.00	\$0	1	1.00	\$8,194	0	0.00	\$0	0	0.00	\$0	0	0.00	\$0
Sierra Surgery	0	0.00	\$0	0	0.00	\$0	0	0.00	\$0	0	0.00	\$0	0	0.00	\$0
Total	2	1.00	\$13,188	1	1.00	\$8,194	4	13.25	\$119,505	3	3.67	\$21,682	0	0.00	\$0
Rural															
Battle Mountain	0	0.00	\$0	0	0.00	\$0	0	0.00	\$0	0	0.00	\$0	0	0.00	\$0
Boulder City	0	0.00	\$0	0	0.00	\$0	0	0.00	\$0	0	0.00	\$0	0	0.00	\$0
Carson Valley	0	0.00	\$0	0	0.00	\$0	0	0.00	\$0	0	0.00	\$0	0	0.00	\$0
Churchill	0	0.00	\$0	0	0.00	\$0	0	0.00	\$0	0	0.00	\$0	0	0.00	\$0
Desert View	0	0.00	\$0	0	0.00	\$0	0	0.00	\$0	0	0.00	\$0	0	0.00	\$0
Grover C. Dils	0	0.00	\$0	0	0.00	\$0	0	0.00	\$0	0	0.00	\$0	0	0.00	\$0
Humboldt	0	0.00	\$0	0	0.00	\$0	0	0.00	\$0	0	0.00	\$0	0	0.00	\$0
Incline Village	0	0.00	\$0	0	0.00	\$0	0	0.00	\$0	0	0.00	\$0	0	0.00	\$0
Mesa View	0	0.00	\$0	0	0.00	\$0	0	0.00	\$0	0	0.00	\$0	0	0.00	\$0
Mount Grant	0	0.00	\$0	0	0.00	\$0	0	0.00	\$0	0	0.00	\$0	0	0.00	\$0
Northeastern	0	0.00	\$0	0	0.00	\$0	0	0.00	\$0	0	0.00	\$0	0	0.00	\$0
Nye	0	0.00	\$0	0	0.00	\$0	0	0.00	\$0	0	0.00	\$0	0	0.00	\$0
Pershing	0	0.00	\$0	0	0.00	\$0	0	0.00	\$0	0	0.00	\$0	0	0.00	\$0
South Lyon	0	0.00	\$0	0	0.00	\$0	0	0.00	\$0	0	0.00	\$0	0	0.00	\$0
William Bee Ririe	0	0.00	\$0	0	0.00	\$0	0	0.00	\$0	0	0.00	\$0	0	0.00	\$0
Total	0	0.00	\$0	0	0.00	\$0	0	0.00	\$0	0	0.00	\$0	0	0.00	\$0
All Counties	33	3.94	\$31,563	39	1.77	\$19,538	66	2.79	\$29,829	38	2.32	\$31,893	28	2.11	\$37,210

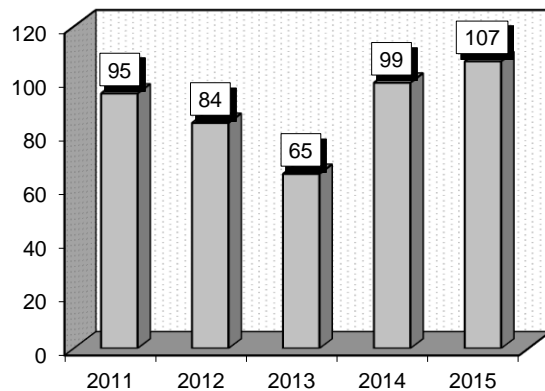
Kidney & Urinary Tract Neoplasms (686-688)

Diagnoses: that frequently accompanied Kidney & Urinary Tract Neoplasms were: 1) Malignant neoplasm of kidney, except pelvis (1890), 2) Malignant neoplasm of bladder, part unspecified (1889), 3) Secondary malignant neoplasm of other urinary organs (1981).

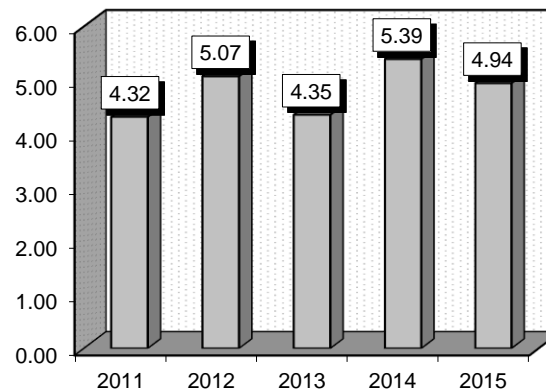
Definitions: **Malignant:** Tending to become worse and end in death. **Neoplasm:** An abnormal tissue that grows by cellular proliferation more rapidly than normal and continues to grow after the stimuli that initiated the new growth cease. Neoplasms show partial or complete lack of structural organization and functional coordination with the normal tissue, and usually form a distinct mass of tissue that may be either benign (benign tumor) or malignant (cancer). **Kidney:** Either of the two bean-shaped organs in the lumbar region that filter the blood, excreting the end-products of body metabolism in the form of urine, and regulating the concentrations of hydrogen, sodium, potassium, phosphate, and other ions in the extracellular fluid. **Bladder:** A distensible musculomembranous organ serving as a receptacle for fluid, such as the urinary bladder or gallbladder. **Secondary malignant neoplasm:** Cancerous tumor, or abnormal cell growth which has metastasized (transferred) from one part (or organ) of the body to another organ or part of the body. **Urinary organs:** The organs of the body that produce, store, and discharge urine. These organs include the kidneys, ureters, bladder, and urethra. **Transfusion:** Transfer of blood or a blood component from one person (donor) to another (recipient). **Packed cells:** A preparation of blood cells separated from liquid plasma, often administered in severe anemia to restore adequate levels of hemoglobin and red blood cells without overloading the vascular system with excess fluids. **Needle biopsy:** Any method in which the specimen for biopsy is removed by aspirating it through an appropriate needle or trocar that pierces the skin, or the external surface of an organ, and into the underlying tissue to be examined. **Percutaneous:** Performed through the skin.

Gender	2011			2012			2013			2014			2015		
	Cases	Avg LOS	Avg Bill	Cases	Avg LOS	Avg Bill	Cases	Avg LOS	Avg Bill	Cases	Avg LOS	Avg Bill	Cases	Avg LOS	Avg Bill
Male	65	4.17	\$34,213	54	5.96	\$56,614	43	4.30	\$44,141	60	3.98	\$49,753	68	4.96	\$61,406
Female	30	4.63	\$61,681	30	3.47	\$46,825	22	4.45	\$48,153	39	7.56	\$67,787	39	4.92	\$56,706
Age Group	Cases	Avg LOS	Avg Bill	Cases	Avg LOS	Avg Bill	Cases	Avg LOS	Avg Bill	Cases	Avg LOS	Avg Bill	Cases	Avg LOS	Avg Bill
0-17	0	0.00	\$0	3	2.33	\$26,008	0	0.00	\$0	3	24.00	\$50,087	6	2.83	\$40,106
18-35	6	7.50	\$27,447	3	10.00	\$64,065	0	0.00	\$0	2	18.00	\$146,107	1	3.00	\$21,097
36-49	6	4.67	\$45,922	14	3.36	\$34,122	1	1.00	\$17,658	4	7.75	\$66,837	6	2.50	\$33,800
50-64	31	4.87	\$49,275	28	5.71	\$59,730	21	4.10	\$35,119	31	4.16	\$55,304	35	5.71	\$70,007
65+	52	3.58	\$40,510	36	5.06	\$56,711	43	4.56	\$51,216	59	4.51	\$54,315	59	4.98	\$58,854
Total	95	4.32	\$42,887	84	5.07	\$53,118	65	4.35	\$45,499	99	5.39	\$56,857	107	4.94	\$59,693

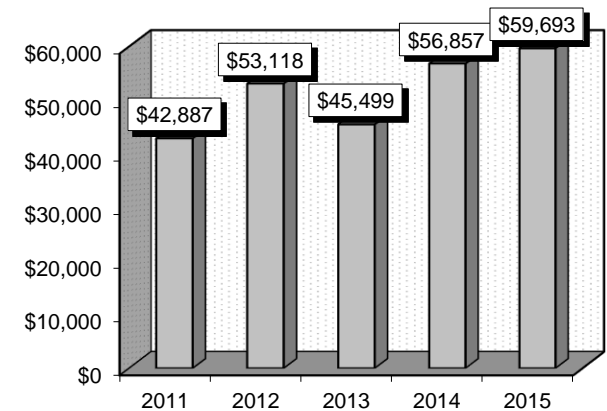
Patient Discharges



Average Length of Stay



Average Billed Charges



County / Hospital	2011			2012			2013			2014			2015		
	Cases	Avg LOS	Avg Bill	Cases	Avg LOS	Avg Bill	Cases	Avg LOS	Avg Bill	Cases	Avg LOS	Avg Bill	Cases	Avg LOS	Avg Bill
Clark															
Centennial Hills	1	8.00	\$72,837	4	2.75	\$39,852	1	8.00	\$95,108	3	3.33	\$52,513	4	9.25	\$124,841
Desert Springs	0	0.00	\$0	5	4.00	\$47,516	2	4.00	\$78,600	7	1.71	\$31,698	10	4.80	\$75,889
Mountain View	6	9.33	\$116,812	5	6.80	\$78,667	5	4.20	\$43,603	8	6.38	\$126,775	7	3.14	\$64,272
North Vista	0	0.00	\$0	0	0.00	\$0	1	1.00	\$10,879	0	0.00	\$0	0	0.00	\$0
Southern Hills	2	2.50	\$57,972	2	21.00	\$220,430	2	1.00	\$24,176	0	0.00	\$0	3	4.00	\$61,992
Spring Valley	4	2.50	\$26,585	2	4.00	\$42,627	4	4.25	\$45,123	5	6.20	\$107,049	5	3.40	\$58,896
St. Rose-Rose de Lima	1	1.00	\$13,877	0	0.00	\$0	0	0.00	\$0	0	0.00	\$0	0	0.00	\$0
St. Rose-San Martin	8	9.00	\$53,216	2	2.50	\$63,748	0	0.00	\$0	1	1.00	\$56,564	0	0.00	\$0
St. Rose-Siena	8	2.63	\$31,143	2	3.00	\$51,474	4	4.75	\$62,128	6	5.83	\$71,010	3	4.33	\$46,912
Summerlin	11	4.82	\$59,678	12	4.42	\$65,386	4	8.00	\$90,170	12	8.75	\$54,251	10	6.00	\$69,867
Sunrise	7	2.00	\$25,997	12	3.92	\$46,429	6	3.67	\$53,145	14	4.64	\$58,656	20	5.10	\$68,634
UMC	17	3.47	\$29,387	16	7.50	\$49,929	9	3.00	\$21,572	10	7.80	\$57,568	11	6.55	\$63,565
Valley	5	3.20	\$47,544	2	4.50	\$68,454	6	3.33	\$46,125	5	3.00	\$46,207	8	2.75	\$35,566
Total	70	4.50	\$46,578	64	5.55	\$59,757	44	4.02	\$47,932	71	5.68	\$66,062	81	5.00	\$66,475
Washoe															
Carson Tahoe	3	3.33	\$23,910	3	3.00	\$32,661	2	3.00	\$25,479	10	5.00	\$34,159	3	6.00	\$41,421
Northern Nevada	3	2.33	\$41,358	2	7.50	\$76,894	3	2.67	\$30,970	0	0.00	\$0	0	0.00	\$0
Renown Regional	9	5.78	\$43,674	10	3.10	\$27,359	10	6.30	\$49,322	6	6.50	\$55,566	12	4.50	\$46,206
Renown S. Meadows	1	4.00	\$30,361	0	0.00	\$0	0	0.00	\$0	0	0.00	\$0	0	0.00	\$0
Saint Mary's	4	3.75	\$34,678	1	1.00	\$21,628	4	4.50	\$29,506	7	3.00	\$24,044	10	4.70	\$30,759
Sierra Surgery	1	1.00	\$4,042	0	0.00	\$0	0	0.00	\$0	0	0.00	\$0	0	0.00	\$0
Total	21	4.24	\$36,285	16	3.50	\$34,187	19	5.00	\$39,743	23	4.78	\$36,665	25	4.76	\$39,453
Rural															
Battle Mountain	0	0.00	\$0	0	0.00	\$0	0	0.00	\$0	0	0.00	\$0	0	0.00	\$0
Boulder City	0	0.00	\$0	0	0.00	\$0	0	0.00	\$0	1	2.00	\$10,269	0	0.00	\$0
Carson Valley	1	1.00	\$5,002	0	0.00	\$0	0	0.00	\$0	0	0.00	\$0	1	5.00	\$16,389
Churchill	0	0.00	\$0	0	0.00	\$0	0	0.00	\$0	2	4.50	\$19,268	0	0.00	\$0
Desert View	0	0.00	\$0	1	7.00	\$31,719	2	5.50	\$46,666	1	6.00	\$39,731	0	0.00	\$0
Grover C. Dils	0	0.00	\$0	0	0.00	\$0	0	0.00	\$0	0	0.00	\$0	0	0.00	\$0
Humboldt	1	1.00	\$14,051	3	2.67	\$19,599	0	0.00	\$0	0	0.00	\$0	0	0.00	\$0
Incline Village	0	0.00	\$0	0	0.00	\$0	0	0.00	\$0	0	0.00	\$0	0	0.00	\$0
Mesa View	0	0.00	\$0	0	0.00	\$0	0	0.00	\$0	0	0.00	\$0	0	0.00	\$0
Mount Grant	0	0.00	\$0	0	0.00	\$0	0	0.00	\$0	0	0.00	\$0	0	0.00	\$0
Northeastern	2	2.00	\$16,363	0	0.00	\$0	0	0.00	\$0	0	0.00	\$0	0	0.00	\$0
Nye	0	0.00	\$0	0	0.00	\$0	0	0.00	\$0	0	0.00	\$0	0	0.00	\$0
Pershing	0	0.00	\$0	0	0.00	\$0	0	0.00	\$0	0	0.00	\$0	0	0.00	\$0
South Lyon	0	0.00	\$0	0	0.00	\$0	0	0.00	\$0	1	4.00	\$6,640	0	0.00	\$0
William Bee Ririe	0	0.00	\$0	0	0.00	\$0	0	0.00	\$0	0	0.00	\$0	0	0.00	\$0
Total	4	1.50	\$12,945	4	3.75	\$22,629	2	5.50	\$46,666	5	4.20	\$19,035	1	5.00	\$16,389
All Counties	95	4.32	\$42,887	84	5.07	\$53,118	65	4.35	\$45,499	99	5.39	\$56,857	107	4.94	\$59,693

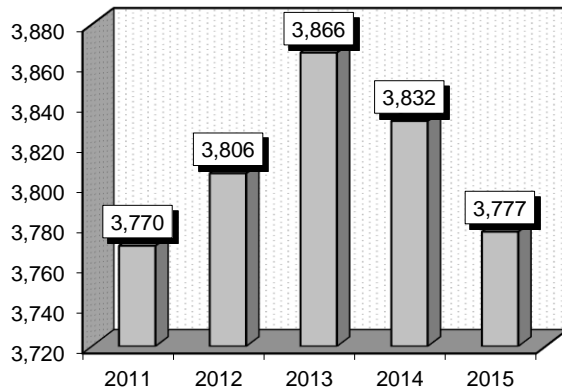
Kidney And Urinary Tract Infections (689-690)

Diagnoses: that frequently accompanied Kidney And Urinary Tract Infections were: 1) Urinary tract infection, site not specified (5990), 2) Unspecified essential hypertension (4019), 3) Other and unspecified hyperlipidemia (2724), 4) Diabetes mellitus without mention of complication, type II or unspecified type, not stated as uncontrolled (25000), 5) Hypopotassemia (2768), 6) Acute pyelonephritis with lesion of renal medullary necrosis (59011), 7) Tobacco use disorder (3051).

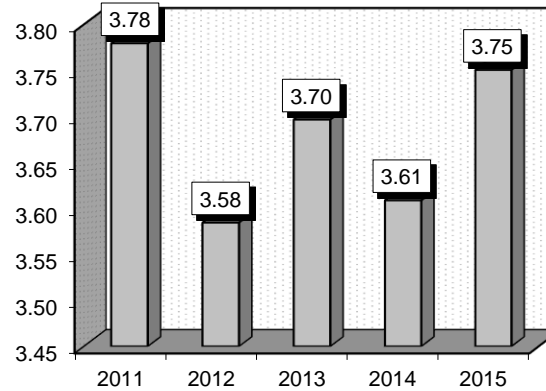
Definitions: **Urinary tract:** All organs and ducts involved in the secretion and elimination of urine from the body. Also called urinary system. **Hyperpotassemia:** An abnormally high potassium concentration in the blood, most often due to defective renal excretion. **Kidney:** Either of the two bean-shaped organs in the lumbar region that filter the blood, excreting the end-products of body metabolism in the form of urine, and regulating the concentrations of hydrogen, sodium, potassium, phosphate, and other ions in the extracellular fluid. **Bladder:** A distensible musculomembranous organ serving as a receptacle for fluid, such as the urinary bladder or gallbladder. **Urethra:** The canal leading from the bladder, discharging the urine externally. **Pyelonephritis:** Inflammation of the kidney and its pelvis due to bacterial infection. **Diabetes mellitus:** A condition in which the pancreas no longer produces enough insulin or cells stop responding to the insulin that is produced, so that glucose in the blood cannot be absorbed into the cells of the body. **Lesion:** Any abnormal change involving any tissue or organ due to disease or injury. **Renal:** Relating to, involving, affecting, or located in the region of the kidneys. **Medullary:** Referring to or resembling the medulla or centre of a tissue, especially the bone marrow. **Necrosis:** Death of cells or tissues through injury or disease, especially in a localized area of the body. **Abscess:** An enclosed collection of liquefied tissue, known as pus, somewhere in the body.

Gender	2011			2012			2013			2014			2015		
	Cases	Avg LOS	Avg Bill	Cases	Avg LOS	Avg Bill	Cases	Avg LOS	Avg Bill	Cases	Avg LOS	Avg Bill	Cases	Avg LOS	Avg Bill
Male	1,048	4.23	\$34,471	1,042	3.94	\$34,065	1,047	4.00	\$35,573	1,073	3.91	\$38,449	987	4.12	\$43,162
Female	2,722	3.61	\$29,049	2,764	3.45	\$30,814	2,819	3.58	\$32,154	2,759	3.49	\$34,710	2,790	3.62	\$40,125
Age Group	Cases	Avg LOS	Avg Bill	Cases	Avg LOS	Avg Bill	Cases	Avg LOS	Avg Bill	Cases	Avg LOS	Avg Bill	Cases	Avg LOS	Avg Bill
0-17	265	2.85	\$16,671	268	2.61	\$15,539	257	2.84	\$17,632	274	3.00	\$21,421	233	2.85	\$22,449
18-35	473	2.95	\$25,144	438	2.60	\$23,943	488	2.84	\$27,521	493	2.76	\$29,817	495	3.40	\$34,459
36-49	410	3.47	\$29,718	416	3.39	\$32,190	413	3.05	\$29,361	390	3.40	\$39,703	370	3.29	\$43,377
50-64	628	4.10	\$36,102	620	3.83	\$33,354	652	3.89	\$37,081	606	4.05	\$39,743	605	3.53	\$42,207
65+	1,994	4.06	\$32,111	2,064	3.89	\$34,856	2,056	4.08	\$35,808	2,069	3.80	\$37,159	2,074	4.08	\$43,722
Total	3,770	3.78	\$30,556	3,806	3.58	\$31,704	3,866	3.70	\$33,080	3,832	3.61	\$35,757	3,777	3.75	\$40,919

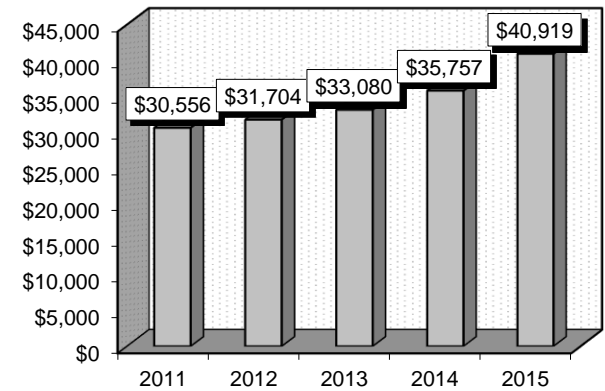
Patient Discharges



Average Length of Stay



Average Billed Charges



County / Hospital	2011			2012			2013			2014			2015		
	Cases	Avg LOS	Avg Bill	Cases	Avg LOS	Avg Bill	Cases	Avg LOS	Avg Bill	Cases	Avg LOS	Avg Bill	Cases	Avg LOS	Avg Bill
Clark															
Centennial Hills	139	4.19	\$38,316	118	3.38	\$44,883	126	3.48	\$47,427	120	2.73	\$41,629	184	4.20	\$60,441
Desert Springs	141	4.53	\$39,159	155	4.17	\$41,415	161	3.91	\$46,143	206	4.11	\$45,218	206	4.10	\$49,027
Mountain View	311	3.58	\$39,460	302	4.12	\$47,040	295	3.89	\$47,592	305	3.58	\$48,048	355	3.63	\$52,999
North Vista	118	4.31	\$34,860	94	4.93	\$34,984	96	4.27	\$30,837	76	4.66	\$34,357	57	2.60	\$21,292
Southern Hills	90	3.88	\$38,941	107	3.49	\$35,352	88	3.33	\$35,811	126	3.12	\$36,174	116	3.93	\$47,538
Spring Valley	202	3.33	\$35,419	155	4.05	\$44,628	198	3.26	\$41,241	149	3.45	\$55,047	159	4.27	\$60,198
St. Rose-Rose de Lima	109	3.39	\$30,822	85	3.64	\$34,827	102	3.15	\$36,784	103	3.13	\$39,653	88	3.73	\$46,291
St. Rose-San Martin	169	3.32	\$30,495	146	3.67	\$32,914	148	3.71	\$35,433	154	3.46	\$39,212	141	3.40	\$45,118
St. Rose-Siena	175	3.91	\$34,671	175	3.61	\$33,318	155	3.60	\$38,584	178	4.25	\$49,362	252	4.30	\$51,455
Summerlin	226	3.95	\$41,333	202	4.35	\$49,131	200	3.85	\$43,379	221	3.82	\$45,834	299	3.40	\$48,849
Sunrise	284	3.65	\$37,736	329	3.02	\$34,950	351	3.38	\$40,525	418	3.30	\$41,386	401	3.46	\$46,662
UMC	368	3.27	\$21,944	385	3.34	\$24,241	374	3.16	\$21,123	306	3.61	\$24,337	277	5.53	\$33,551
Valley	184	4.30	\$40,509	216	3.69	\$42,728	189	4.31	\$52,647	158	4.32	\$57,506	167	3.53	\$49,505
Total	2,516	3.74	\$35,000	2,469	3.72	\$37,866	2,483	3.60	\$39,246	2,520	3.63	\$42,543	2,702	3.92	\$48,340
Washoe															
Carson Tahoe	180	3.37	\$20,147	221	3.21	\$19,796	202	3.24	\$21,005	176	3.46	\$20,623	190	3.47	\$20,883
Northern Nevada	64	3.94	\$29,424	52	2.60	\$26,461	36	2.25	\$25,828	39	2.74	\$27,490	44	2.59	\$33,025
Renown Regional	493	4.53	\$26,034	518	3.52	\$23,162	516	3.95	\$26,390	452	4.03	\$27,085	343	3.52	\$24,602
Renown S. Meadows	74	3.22	\$22,258	94	2.64	\$19,955	112	2.76	\$20,345	95	2.78	\$20,176	82	2.49	\$20,888
Saint Mary's	146	3.77	\$22,195	138	4.12	\$23,238	162	6.37	\$20,677	149	3.15	\$18,466	155	2.90	\$19,153
Sierra Surgery	0	0.00	\$0	0	0.00	\$0	0	0.00	\$0	0	0.00	\$0	0	0.00	\$0
Total	957	4.06	\$24,276	1,023	3.41	\$22,318	1,028	4.00	\$23,753	911	3.59	\$23,724	814	3.24	\$22,778
Rural															
Battle Mountain	2	3.00	\$3,723	1	5.00	\$9,639	2	1.50	\$4,883	0	0.00	\$0	2	1.00	\$5,236
Boulder City	34	3.41	\$7,318	17	4.00	\$10,238	29	4.45	\$14,633	36	4.03	\$17,535	4	3.75	\$11,258
Carson Valley	11	2.55	\$17,763	15	2.07	\$14,679	21	2.67	\$14,860	20	2.30	\$13,285	31	2.68	\$14,021
Churchill	74	4.30	\$17,077	80	3.79	\$16,731	63	4.56	\$18,843	60	4.48	\$20,583	30	3.83	\$16,213
Desert View	31	3.10	\$12,720	40	2.53	\$12,765	52	3.94	\$22,682	133	3.41	\$22,279	80	3.31	\$20,176
Grover C. Dils	4	3.75	\$9,846	6	3.67	\$10,744	5	3.00	\$3,918	3	2.33	\$2,222	2	3.00	\$3,163
Humboldt	10	1.90	\$9,289	20	3.35	\$14,442	17	3.65	\$15,698	14	5.57	\$29,283	17	4.00	\$19,741
Incline Village	1	4.00	\$13,886	2	3.50	\$15,407	2	1.00	\$13,497	1	5.00	\$25,997	0	0.00	\$0
Mesa View	31	2.87	\$12,783	17	2.47	\$11,448	22	2.73	\$12,012	29	2.41	\$11,882	23	2.91	\$16,026
Mount Grant	27	2.56	\$7,321	29	3.17	\$9,517	17	3.71	\$11,598	8	2.63	\$8,748	4	3.00	\$9,323
Northeastern	33	2.94	\$20,525	45	2.71	\$18,268	81	3.10	\$23,076	77	3.34	\$26,632	57	4.56	\$33,644
Nye	3	1.00	\$6,317	6	2.83	\$11,237	26	1.00	\$808	0	0.00	\$0	0	0.00	\$0
Pershing	4	3.00	\$10,113	4	2.00	\$5,712	3	2.67	\$6,222	4	2.50	\$7,197	2	2.50	\$6,626
South Lyon	14	3.07	\$10,147	14	2.93	\$7,650	8	3.50	\$7,619	11	3.09	\$9,807	5	2.80	\$8,543
William Bee Ririe	18	2.56	\$9,773	18	2.72	\$11,996	7	5.43	\$23,115	5	2.60	\$12,137	4	4.00	\$20,687
Total	297	3.24	\$13,146	314	3.11	\$13,831	355	3.47	\$16,956	401	3.51	\$20,449	261	3.56	\$20,670
All Counties	3,770	3.78	\$30,556	3,806	3.58	\$31,704	3,866	3.70	\$33,080	3,832	3.61	\$35,757	3,777	3.75	\$40,919

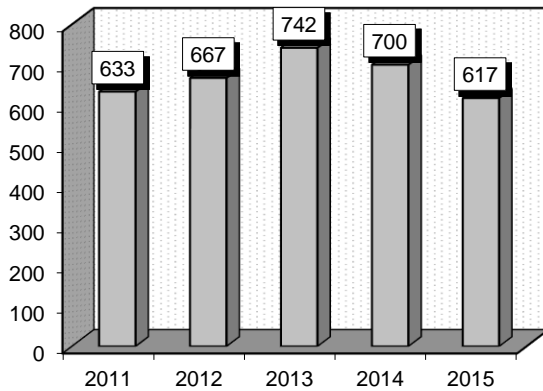
Urinary Stones (691-694)

Diagnoses: that frequently accompanied Urinary Stones were: 1) Calculus of ureter (5921), 2) Calculus of kidney (5920), 3) Tobacco use disorder (3051), 4) Hydronephrosis (591), 5) Diabetes mellitus without mention of complication, type II or unspecified type, not stated as uncontrolled (25000), 6) Leukocytosis, unspecified (28860), 7) Pyelonephritis, unspecified (59080).

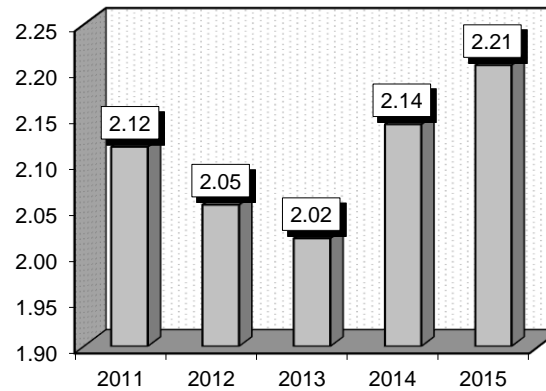
Definitions: **Calculus:** An abnormal concretion in the body, usually formed of mineral salts and most commonly found in the gallbladder, kidney, or urinary bladder. Also called stone. **Ureter:** The tube that carries urine from the kidney to the bladder, with each kidney having one ureter. **Kidney:** Either of the two bean-shaped organs in the lumbar region that filter the blood, excreting the end-products of body metabolism in the form of urine, and regulating the concentrations of hydrogen, sodium, potassium, phosphate, and other ions in the extracellular fluid. **Bladder:** A distensible musculomembranous organ serving as a receptacle for fluid, such as the urinary bladder or gallbladder. **Urethra:** The canal leading from the bladder, discharging the urine externally. **Extracorporeal shockwave lithotripsy (ESWL):** Uses highly focused impulses projected and focused from outside the body to pulverize kidney stones anywhere in the urinary system. The stone usually is reduced to sand-like granules that can be passed in the patient's urine. **Ultrasonic lithotripsy:** Uses high frequency sound waves delivered through an electronic probe inserted into the ureter to break up the kidney stone. The fragments are passed by the patient or removed surgically. **Pyeloscopy:** Fluoroscopic observation of the pelvis and calyces of the kidney and the ureter, after the injection through the ureter of a radiopaque solution.

Gender	2011			2012			2013			2014			2015		
	Cases	Avg LOS	Avg Bill	Cases	Avg LOS	Avg Bill	Cases	Avg LOS	Avg Bill	Cases	Avg LOS	Avg Bill	Cases	Avg LOS	Avg Bill
Male	312	1.94	\$25,868	346	2.09	\$25,881	356	1.98	\$27,032	326	2.01	\$32,021	309	2.16	\$38,846
Female	321	2.29	\$25,993	321	2.01	\$26,129	386	2.05	\$28,965	374	2.26	\$33,093	308	2.26	\$39,546
Age Group	Cases	Avg LOS	Avg Bill	Cases	Avg LOS	Avg Bill	Cases	Avg LOS	Avg Bill	Cases	Avg LOS	Avg Bill	Cases	Avg LOS	Avg Bill
0-17	17	2.00	\$17,997	21	1.57	\$15,664	29	1.55	\$20,941	23	1.43	\$22,873	11	2.27	\$29,647
18-35	104	1.89	\$23,017	87	1.94	\$21,577	143	1.75	\$25,412	114	2.04	\$30,219	100	1.82	\$31,716
36-49	164	1.88	\$22,132	160	1.84	\$23,217	148	1.69	\$23,016	178	1.87	\$28,082	142	1.75	\$39,761
50-64	192	2.06	\$26,475	213	1.73	\$24,960	225	2.09	\$27,533	201	2.17	\$35,089	169	1.97	\$34,345
65+	156	2.60	\$32,064	186	2.71	\$32,823	197	2.45	\$35,335	184	2.53	\$36,918	195	2.93	\$47,361
Total	633	2.12	\$25,931	667	2.05	\$26,001	742	2.02	\$28,037	700	2.14	\$32,594	617	2.21	\$39,196

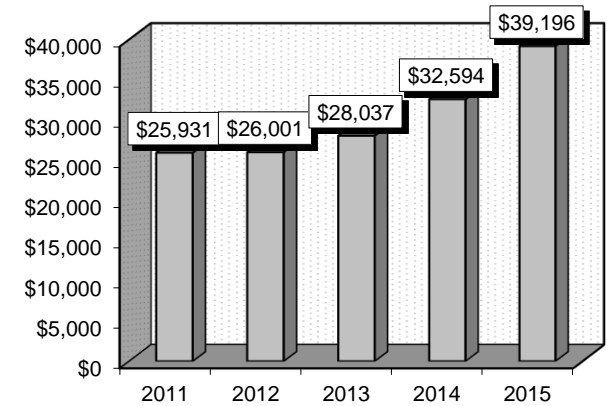
Patient Discharges



Average Length of Stay



Average Billed Charges



County / Hospital	2011			2012			2013			2014			2015		
	Cases	Avg LOS	Avg Bill	Cases	Avg LOS	Avg Bill	Cases	Avg LOS	Avg Bill	Cases	Avg LOS	Avg Bill	Cases	Avg LOS	Avg Bill
Clark															
Centennial Hills	28	2.36	\$32,260	32	2.03	\$32,846	34	1.56	\$38,194	41	1.63	\$34,411	52	1.79	\$46,965
Desert Springs	16	1.94	\$23,101	9	1.56	\$28,414	8	2.50	\$41,370	40	1.55	\$34,927	60	2.17	\$45,539
Mountain View	27	3.00	\$39,123	39	2.38	\$32,603	30	2.60	\$39,299	25	2.52	\$43,488	35	2.37	\$45,287
North Vista	2	1.50	\$17,162	3	1.00	\$12,893	3	1.33	\$15,859	2	1.00	\$17,364	2	1.00	\$15,006
Southern Hills	15	1.33	\$17,232	21	1.33	\$20,465	13	1.15	\$21,633	5	2.20	\$50,984	9	1.78	\$38,176
Spring Valley	39	1.85	\$31,153	32	2.81	\$36,483	25	2.88	\$36,539	32	2.22	\$48,184	34	2.06	\$50,464
St. Rose-Rose de Lima	17	1.94	\$21,604	5	2.40	\$27,867	7	2.43	\$27,114	8	1.50	\$30,717	9	2.89	\$44,909
St. Rose-San Martin	15	2.47	\$26,439	9	2.11	\$26,297	10	1.90	\$34,122	14	2.79	\$37,285	14	3.07	\$46,656
St. Rose-Siena	32	2.34	\$30,498	21	1.52	\$25,337	18	1.44	\$25,951	23	2.70	\$38,599	22	3.00	\$53,438
Summerlin	57	1.81	\$32,278	59	2.51	\$41,450	95	2.64	\$48,070	71	1.77	\$44,299	55	2.13	\$49,607
Sunrise	103	1.88	\$25,541	81	1.93	\$30,314	114	1.63	\$29,926	145	2.00	\$36,283	101	2.38	\$43,787
UMC	149	1.97	\$20,171	189	2.09	\$20,345	206	2.04	\$18,411	147	2.31	\$22,516	69	2.10	\$27,568
Valley	13	4.08	\$60,465	16	2.13	\$33,917	17	1.82	\$34,365	19	3.79	\$48,671	34	1.79	\$35,891
Total	513	2.07	\$26,976	516	2.11	\$27,928	580	2.06	\$30,007	572	2.13	\$35,006	496	2.20	\$43,055
Washoe															
Carson Tahoe	28	1.89	\$18,760	34	1.68	\$17,267	18	1.56	\$22,139	11	2.00	\$23,284	17	3.00	\$27,616
Northern Nevada	15	1.40	\$26,505	4	2.00	\$32,404	1	1.00	\$10,005	0	0.00	\$0	0	0.00	\$0
Renown Regional	48	3.04	\$24,578	59	1.98	\$20,181	75	1.84	\$21,645	62	2.21	\$22,838	50	2.46	\$25,169
Renown S. Meadows	1	1.00	\$7,237	3	1.67	\$20,721	4	1.75	\$25,908	1	2.00	\$14,039	8	1.38	\$23,390
Saint Mary's	10	1.50	\$20,020	30	1.80	\$22,856	39	2.46	\$26,203	38	2.21	\$21,679	29	1.59	\$22,963
Sierra Surgery	0	0.00	\$0	0	0.00	\$0	0	0.00	\$0	0	0.00	\$0	0	0.00	\$0
Total	102	2.31	\$22,647	130	1.85	\$20,425	137	1.97	\$23,047	112	2.19	\$22,410	104	2.22	\$24,817
Rural															
Battle Mountain	0	0.00	\$0	0	0.00	\$0	0	0.00	\$0	0	0.00	\$0	0	0.00	\$0
Boulder City	0	0.00	\$0	2	1.50	\$17,385	0	0.00	\$0	0	0.00	\$0	0	0.00	\$0
Carson Valley	0	0.00	\$0	0	0.00	\$0	0	0.00	\$0	1	2.00	\$10,297	0	0.00	\$0
Churchill	2	3.00	\$19,593	5	1.20	\$9,238	1	1.00	\$5,315	0	0.00	\$0	0	0.00	\$0
Desert View	2	2.00	\$14,908	3	1.33	\$7,426	6	1.67	\$9,244	3	3.33	\$23,909	2	1.00	\$6,080
Grover C. Dils	0	0.00	\$0	0	0.00	\$0	1	1.00	\$1,910	1	2.00	\$6,630	1	3.00	\$3,036
Humboldt	0	0.00	\$0	1	1.00	\$3,180	0	0.00	\$0	2	2.00	\$7,666	3	2.33	\$19,192
Incline Village	0	0.00	\$0	0	0.00	\$0	0	0.00	\$0	0	0.00	\$0	0	0.00	\$0
Mesa View	0	0.00	\$0	0	0.00	\$0	0	0.00	\$0	0	0.00	\$0	2	1.50	\$5,652
Mount Grant	4	1.75	\$5,997	3	4.00	\$12,815	2	2.00	\$5,422	1	2.00	\$10,522	2	2.50	\$6,705
Northeastern	6	3.00	\$21,634	5	2.20	\$19,941	8	1.38	\$19,880	5	1.80	\$20,808	6	2.67	\$23,565
Nye	0	0.00	\$0	0	0.00	\$0	5	1.00	\$377	0	0.00	\$0	0	0.00	\$0
Pershing	0	0.00	\$0	0	0.00	\$0	1	1.00	\$3,354	0	0.00	\$0	1	2.00	\$8,460
South Lyon	0	0.00	\$0	0	0.00	\$0	1	1.00	\$4,431	1	4.00	\$13,423	0	0.00	\$0
William Bee Ririe	4	1.75	\$10,711	2	1.50	\$15,782	0	0.00	\$0	2	2.50	\$25,234	0	0.00	\$0
Total	18	2.33	\$14,758	21	1.90	\$13,149	25	1.36	\$9,690	16	2.38	\$17,652	17	2.24	\$14,549
All Counties	633	2.12	\$25,931	667	2.05	\$26,001	742	2.02	\$28,037	700	2.14	\$32,594	617	2.21	\$39,196

Cesarean Section With Complications (765)

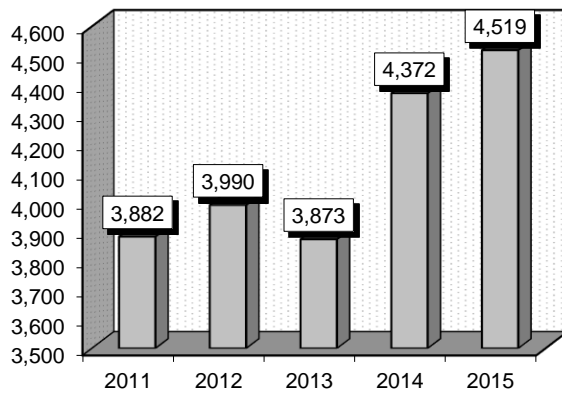
Procedures: that frequently accompanied Cesarean Section With Complications were: 1) Low cervical cesarean section (741), 2) Application or administration of an adhesion barrier substance (9977), 3) Medical induction of labor (734), 4) Other bilateral ligation and division of fallopian tubes (6632), 5) Administration of diphtheria-tetanus-pertussis, combined (9939), 6) Other bilateral destruction or occlusion of fallopian tubes (6639), 7) Other vacuum extraction (7279), 8) Other fetal monitoring (7534), 9) Other artificial rupture of membranes (7309), 10) Transfusion of packed cells (9904).

Definitions: **Antepartum:** Occurring in the period before childbirth. **Cesarean section:** A surgical procedure in which incisions are made through a woman's abdomen and uterus to deliver her baby. **Fallopian tube:** Either of the pair of tubes that carry the eggs from the ovary to the uterus called also uterine tube. **Peritoneum:** The serous membrane lining the cavity of the abdomen and covering the abdominal organs. **Adhesiolysis:** Severing of adhesive band(s); done by laparoscopy or laparotomy.

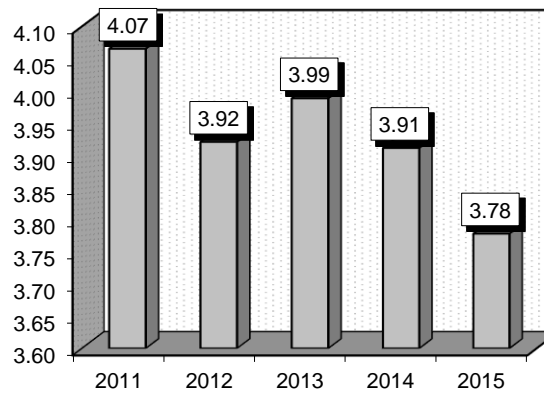
Comment: Common diagnoses associated with this procedure (listed in order of frequency) were: Mother had a previous cesarean delivery (65421), anemia (2859), abnormality in fetal heart rate or rhythm (65971), early onset of delivery (64421), advanced maternal age (65961), sterilization (V252).

Gender	2011			2012			2013			2014			2015		
	Cases	Avg LOS	Avg Bill	Cases	Avg LOS	Avg Bill	Cases	Avg LOS	Avg Bill	Cases	Avg LOS	Avg Bill	Cases	Avg LOS	Avg Bill
Male	0	0.00	\$0	0	0.00	\$0	0	0.00	\$0	0	0.00	\$0	0	0.00	\$0
Female	3,882	4.07	\$28,965	3,990	3.92	\$30,329	3,873	3.99	\$32,863	4,372	3.91	\$34,827	4,519	3.78	\$36,853
Age Group	Cases	Avg LOS	Avg Bill	Cases	Avg LOS	Avg Bill	Cases	Avg LOS	Avg Bill	Cases	Avg LOS	Avg Bill	Cases	Avg LOS	Avg Bill
0-17	43	3.81	\$26,816	33	3.88	\$28,487	30	3.57	\$31,025	25	4.88	\$46,178	27	3.70	\$35,388
18-35	3,021	4.04	\$28,715	3,077	3.86	\$30,011	3,017	3.99	\$32,511	3,391	3.86	\$34,659	3,498	3.73	\$36,368
36-49	817	4.16	\$29,991	877	4.14	\$31,520	826	4.00	\$34,216	952	4.07	\$35,157	990	3.94	\$38,666
50-64	1	3.00	\$35,761	3	4.33	\$29,019	0	0.00	\$0	4	4.00	\$27,757	4	3.25	\$22,643
65+	0	0.00	\$0	0	0.00	\$0	0	0.00	\$0	0	0.00	\$0	0	0.00	\$0
Total	3,882	4.07	\$28,965	3,990	3.92	\$30,329	3,873	3.99	\$32,863	4,372	3.91	\$34,827	4,519	3.78	\$36,853

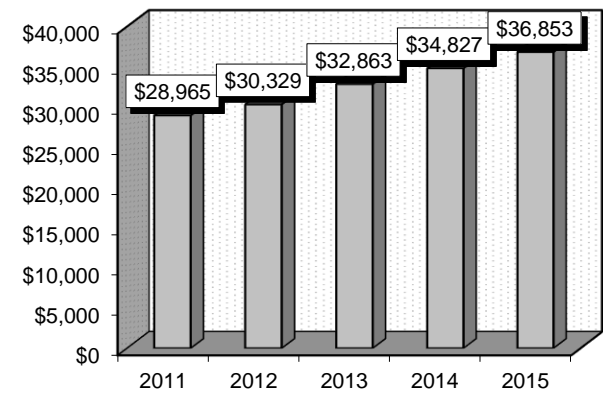
Patient Discharges



Average Length of Stay



Average Billed Charges



County / Hospital	2011			2012			2013			2014			2015		
	Cases	Avg LOS	Avg Bill	Cases	Avg LOS	Avg Bill	Cases	Avg LOS	Avg Bill	Cases	Avg LOS	Avg Bill	Cases	Avg LOS	Avg Bill
Clark															
Centennial Hills	129	3.26	\$29,577	161	3.14	\$32,389	203	3.20	\$34,276	206	3.39	\$39,961	288	3.64	\$41,680
Desert Springs	0	0.00	\$0	0	0.00	\$0	0	0.00	\$0	0	0.00	\$0	0	0.00	\$0
Mountain View	151	3.06	\$21,764	172	3.20	\$25,319	171	3.08	\$26,691	247	3.04	\$30,786	262	3.09	\$33,288
North Vista	0	0.00	\$0	0	0.00	\$0	0	0.00	\$0	1	1.00	\$30,048	0	0.00	\$0
Southern Hills	243	3.44	\$25,723	232	3.47	\$27,041	185	3.28	\$27,341	239	3.27	\$30,067	283	3.16	\$31,772
Spring Valley	357	3.84	\$33,383	396	3.81	\$36,175	433	4.38	\$41,924	489	4.07	\$44,420	454	3.87	\$40,025
St. Rose-Rose de Lima	0	0.00	\$0	0	0.00	\$0	0	0.00	\$0	0	0.00	\$0	0	0.00	\$0
St. Rose-San Martin	97	3.06	\$30,113	84	3.17	\$30,340	90	3.26	\$33,278	99	3.15	\$33,516	132	3.27	\$38,753
St. Rose-Siena	456	3.95	\$32,505	451	3.83	\$33,373	434	3.44	\$33,460	470	3.64	\$36,926	539	3.87	\$38,341
Summerlin	522	4.99	\$38,006	536	5.00	\$39,223	564	4.73	\$44,514	653	4.96	\$46,859	739	4.40	\$47,724
Sunrise	478	4.50	\$30,560	466	3.69	\$28,800	452	3.63	\$28,492	601	3.83	\$32,650	633	3.62	\$34,214
UMC	361	3.21	\$21,738	374	3.49	\$26,156	330	3.45	\$26,685	381	3.27	\$28,547	366	3.44	\$39,741
Valley	270	4.02	\$34,643	260	3.81	\$37,131	183	4.16	\$42,790	44	3.43	\$44,165	0	0.00	\$0
Total	3,064	3.98	\$30,895	3,132	3.85	\$32,455	3,045	3.83	\$35,097	3,430	3.84	\$37,460	3,696	3.74	\$39,270
Washoe															
Carson Tahoe	57	2.54	\$29,708	76	2.75	\$28,194	70	3.11	\$31,116	76	2.78	\$29,243	83	2.73	\$29,401
Northern Nevada	0	0.00	\$0	0	0.00	\$0	0	0.00	\$0	0	0.00	\$0	0	0.00	\$0
Renown Regional	420	5.00	\$21,886	489	4.64	\$22,410	452	5.24	\$25,340	528	4.47	\$25,031	391	4.57	\$26,918
Renown S. Meadows	0	0.00	\$0	0	0.00	\$0	0	0.00	\$0	0	0.00	\$0	0	0.00	\$0
Saint Mary's	235	4.58	\$21,649	184	4.58	\$23,399	186	4.73	\$23,538	237	4.67	\$26,690	258	3.85	\$24,878
Sierra Surgery	0	0.00	\$0	0	0.00	\$0	0	0.00	\$0	0	0.00	\$0	0	0.00	\$0
Total	712	4.67	\$22,434	749	4.43	\$23,240	708	4.89	\$25,438	841	4.37	\$25,879	732	4.11	\$26,481
Rural															
Battle Mountain	0	0.00	\$0	0	0.00	\$0	0	0.00	\$0	0	0.00	\$0	0	0.00	\$0
Boulder City	0	0.00	\$0	0	0.00	\$0	0	0.00	\$0	0	0.00	\$0	0	0.00	\$0
Carson Valley	0	0.00	\$0	0	0.00	\$0	0	0.00	\$0	0	0.00	\$0	0	0.00	\$0
Churchill	38	2.50	\$16,445	44	2.39	\$16,581	49	2.33	\$18,364	42	2.19	\$18,860	26	2.31	\$16,936
Desert View	0	0.00	\$0	0	0.00	\$0	0	0.00	\$0	0	0.00	\$0	0	0.00	\$0
Grover C. Dils	0	0.00	\$0	0	0.00	\$0	0	0.00	\$0	0	0.00	\$0	0	0.00	\$0
Humboldt	7	3.14	\$15,607	6	2.67	\$19,732	9	2.89	\$19,628	7	2.86	\$20,331	16	2.69	\$21,170
Incline Village	0	0.00	\$0	0	0.00	\$0	0	0.00	\$0	0	0.00	\$0	0	0.00	\$0
Mesa View	11	2.82	\$17,784	12	2.50	\$16,345	9	3.11	\$26,283	9	2.78	\$17,997	4	2.50	\$20,985
Mount Grant	0	0.00	\$0	0	0.00	\$0	0	0.00	\$0	0	0.00	\$0	0	0.00	\$0
Northeastern	45	2.42	\$17,541	43	2.42	\$19,182	47	2.70	\$20,313	39	2.44	\$21,539	43	2.81	\$25,599
Nye	0	0.00	\$0	0	0.00	\$0	0	0.00	\$0	0	0.00	\$0	0	0.00	\$0
Pershing	0	0.00	\$0	0	0.00	\$0	0	0.00	\$0	0	0.00	\$0	0	0.00	\$0
South Lyon	0	0.00	\$0	0	0.00	\$0	0	0.00	\$0	0	0.00	\$0	0	0.00	\$0
William Bee Ririe	5	2.20	\$17,436	4	2.75	\$22,103	6	2.50	\$21,913	4	2.25	\$18,961	2	2.50	\$25,745
Total	106	2.53	\$17,040	109	2.44	\$17,957	120	2.58	\$19,993	101	2.39	\$19,923	91	2.63	\$22,145
All Counties	3,882	4.07	\$28,965	3,990	3.92	\$30,329	3,873	3.99	\$32,863	4,372	3.91	\$34,827	4,519	3.78	\$36,853

Cesarean Section Without Complications (766)

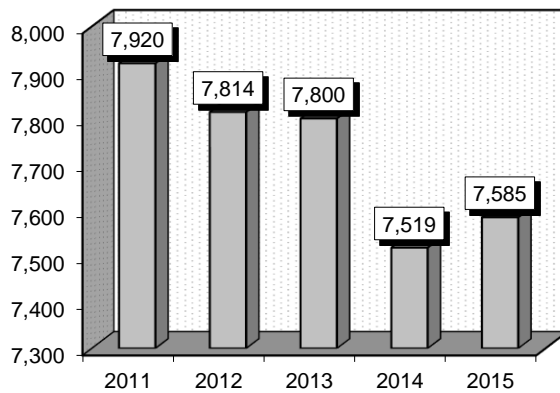
Procedures: that frequently accompanied Cesarean Section Without Complications were: 1) Low cervical cesarean section (741), 2) Application or administration of an adhesion barrier substance (9977), 3) Medical induction of labor (734), 4) Other bilateral ligation and division of fallopian tubes (6632), 5) Other bilateral destruction or occlusion of fallopian tubes (6639), 6) Administration of diphtheria-tetanus-pertussis, combined (9939), 7) Other vacuum extraction (7279), 8) Other artificial rupture of membranes (7309), 9) Other fetal monitoring (7534), 10) Prophylactic vaccination against influenza (9952).

Definitions: **Antepartum:** Occurring in the period before childbirth. **Cesarean section:** A surgical procedure in which incisions are made through a woman's abdomen and uterus to deliver her baby. **Fallopian tube:** Either of the pair of tubes that carry the eggs from the ovary to the uterus called also uterine tube. **Peritoneum:** The serous membrane lining the cavity of the abdomen and covering the abdominal organs. **Adhesiolysis:** Severing of adhesive band(s); done by laparoscopy or laparotomy.

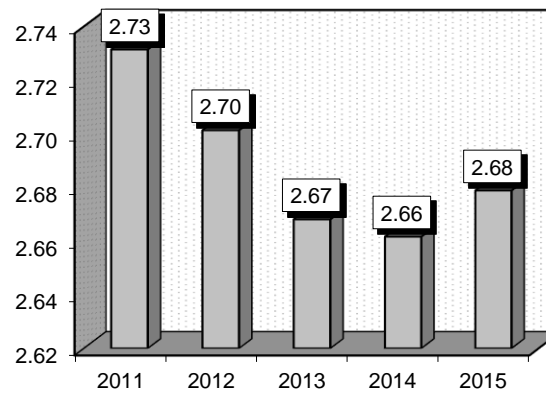
Comment: Common diagnoses associated with this procedure (listed in order of frequency) were: Mother had a previous cesarean delivery (65421), abnormality in fetal heart rate or rhythm (65971), sterilization (V252), cord entanglement (66331), elderly with previous pregnancy (65961), early onset delivery (64421), breach delivery (65221).

Gender	2011			2012			2013			2014			2015		
	Cases	Avg LOS	Avg Bill	Cases	Avg LOS	Avg Bill	Cases	Avg LOS	Avg Bill	Cases	Avg LOS	Avg Bill	Cases	Avg LOS	Avg Bill
Male	0	0.00	\$0	0	0.00	\$0	0	0.00	\$0	0	0.00	\$0	0	0.00	\$0
Female	7,920	2.73	\$21,112	7,814	2.70	\$22,825	7,800	2.67	\$24,528	7,519	2.66	\$25,974	7,585	2.68	\$27,588
Age Group	Cases	Avg LOS	Avg Bill	Cases	Avg LOS	Avg Bill	Cases	Avg LOS	Avg Bill	Cases	Avg LOS	Avg Bill	Cases	Avg LOS	Avg Bill
0-17	75	2.99	\$22,717	71	2.90	\$23,338	58	2.76	\$25,916	51	2.88	\$26,818	35	2.83	\$26,214
18-35	6,583	2.71	\$20,973	6,487	2.69	\$22,759	6,483	2.66	\$24,470	6,246	2.67	\$25,913	6,270	2.67	\$27,533
36-49	1,261	2.84	\$21,735	1,255	2.75	\$23,134	1,258	2.68	\$24,769	1,221	2.63	\$26,257	1,279	2.70	\$27,901
50-64	1	4.00	\$26,698	1	3.00	\$25,035	1	3.00	\$19,761	1	3.00	\$17,676	1	3.00	\$18,514
65+	0	0.00	\$0	0	0.00	\$0	0	0.00	\$0	0	0.00	\$0	0	0.00	\$0
Total	7,920	2.73	\$21,112	7,814	2.70	\$22,825	7,800	2.67	\$24,528	7,519	2.66	\$25,974	7,585	2.68	\$27,588

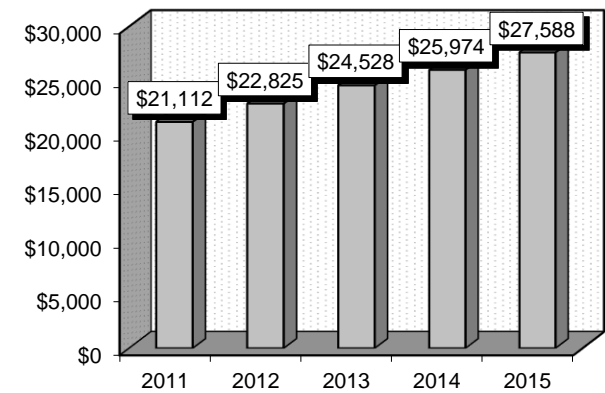
Patient Discharges



Average Length of Stay



Average Billed Charges



County / Hospital	2011			2012			2013			2014			2015		
	Cases	Avg LOS	Avg Bill	Cases	Avg LOS	Avg Bill	Cases	Avg LOS	Avg Bill	Cases	Avg LOS	Avg Bill	Cases	Avg LOS	Avg Bill
Clark															
Centennial Hills	379	2.74	\$25,023	381	2.71	\$28,430	437	2.54	\$29,620	565	2.58	\$30,901	496	2.59	\$32,858
Desert Springs	0	0.00	\$0	0	0.00	\$0	0	0.00	\$0	0	0.00	\$0	0	0.00	\$0
Mountain View	392	2.70	\$17,678	403	2.51	\$19,093	390	2.54	\$21,497	443	2.58	\$25,499	599	2.52	\$25,828
North Vista	0	0.00	\$0	0	0.00	\$0	0	0.00	\$0	0	0.00	\$0	0	0.00	\$0
Southern Hills	328	2.68	\$20,598	288	2.56	\$21,305	319	2.52	\$22,621	337	2.62	\$24,742	391	2.64	\$26,894
Spring Valley	795	2.68	\$25,361	749	2.86	\$28,489	791	2.80	\$31,600	848	2.70	\$32,637	702	2.62	\$32,847
St. Rose-Rose de Lima	0	0.00	\$0	0	0.00	\$0	0	0.00	\$0	0	0.00	\$0	0	0.00	\$0
St. Rose-San Martin	192	2.64	\$23,662	252	2.66	\$26,017	228	2.62	\$26,906	238	2.74	\$30,052	273	2.68	\$31,114
St. Rose-Siena	871	2.80	\$23,745	897	2.66	\$25,331	898	2.65	\$27,268	773	2.72	\$29,398	863	2.67	\$30,917
Summerlin	905	2.88	\$25,903	929	2.84	\$27,808	892	2.76	\$31,552	976	2.71	\$32,170	1,083	2.66	\$33,715
Sunrise	1,010	2.65	\$18,585	1,035	2.53	\$19,496	1,098	2.55	\$20,055	1,125	2.56	\$21,357	1,157	2.62	\$23,589
UMC	667	2.39	\$15,442	665	2.45	\$17,881	632	2.46	\$18,418	566	2.30	\$19,571	485	2.38	\$25,868
Valley	754	2.42	\$24,677	614	2.63	\$27,246	501	2.43	\$30,220	122	2.51	\$32,597	0	0.00	\$0
Total	6,293	2.66	\$22,196	6,213	2.65	\$24,128	6,186	2.61	\$26,044	5,993	2.61	\$27,553	6,049	2.61	\$29,240
Washoe															
Carson Tahoe	159	3.03	\$25,487	139	2.36	\$25,575	177	2.41	\$25,460	146	2.39	\$25,999	190	2.43	\$26,854
Northern Nevada	0	0.00	\$0	0	0.00	\$0	0	0.00	\$0	0	0.00	\$0	0	0.00	\$0
Renown Regional	760	3.23	\$15,700	729	3.21	\$16,833	752	3.23	\$17,734	678	3.22	\$19,228	699	3.30	\$20,919
Renown S. Meadows	0	0.00	\$0	0	0.00	\$0	0	0.00	\$0	0	0.00	\$0	0	0.00	\$0
Saint Mary's	409	3.06	\$17,321	397	3.05	\$18,228	381	2.98	\$18,740	394	2.86	\$19,187	377	2.96	\$19,474
Sierra Surgery	0	0.00	\$0	0	0.00	\$0	0	0.00	\$0	0	0.00	\$0	0	0.00	\$0
Total	1,328	3.16	\$17,371	1,265	3.06	\$18,231	1,310	3.05	\$19,070	1,218	3.00	\$20,027	1,266	3.07	\$21,379
Rural															
Battle Mountain	0	0.00	\$0	0	0.00	\$0	0	0.00	\$0	0	0.00	\$0	0	0.00	\$0
Boulder City	0	0.00	\$0	0	0.00	\$0	0	0.00	\$0	0	0.00	\$0	0	0.00	\$0
Carson Valley	0	0.00	\$0	0	0.00	\$0	0	0.00	\$0	0	0.00	\$0	0	0.00	\$0
Churchill	93	2.15	\$14,869	89	2.11	\$15,455	72	2.17	\$15,980	82	2.17	\$16,629	73	2.07	\$15,289
Desert View	0	0.00	\$0	0	0.00	\$0	0	0.00	\$0	0	0.00	\$0	0	0.00	\$0
Grover C. Dils	0	0.00	\$0	0	0.00	\$0	0	0.00	\$0	0	0.00	\$0	0	0.00	\$0
Humboldt	35	3.74	\$15,858	43	2.86	\$17,297	49	2.73	\$18,861	49	2.63	\$21,443	60	2.55	\$20,867
Incline Village	0	0.00	\$0	0	0.00	\$0	0	0.00	\$0	0	0.00	\$0	0	0.00	\$0
Mesa View	28	2.46	\$13,826	32	2.47	\$15,942	20	2.55	\$16,034	27	2.48	\$16,859	34	2.56	\$17,909
Mount Grant	0	0.00	\$0	0	0.00	\$0	0	0.00	\$0	0	0.00	\$0	0	0.00	\$0
Northeastern	131	2.03	\$14,923	154	2.06	\$15,829	149	2.11	\$17,279	137	2.24	\$19,541	93	2.68	\$22,666
Nye	0	0.00	\$0	0	0.00	\$0	0	0.00	\$0	0	0.00	\$0	0	0.00	\$0
Pershing	0	0.00	\$0	0	0.00	\$0	0	0.00	\$0	0	0.00	\$0	0	0.00	\$0
South Lyon	0	0.00	\$0	0	0.00	\$0	0	0.00	\$0	0	0.00	\$0	0	0.00	\$0
William Bee Ririe	12	2.50	\$15,042	18	2.33	\$17,503	14	2.29	\$18,606	13	1.92	\$17,885	10	2.50	\$22,929
Total	299	2.33	\$14,918	336	2.23	\$16,018	304	2.26	\$17,205	308	2.29	\$18,763	270	2.46	\$19,682
All Counties	7,920	2.73	\$21,112	7,814	2.70	\$22,825	7,800	2.67	\$24,528	7,519	2.66	\$25,974	7,585	2.68	\$27,588

Vaginal Delivery With Complicating Diagnoses (774)

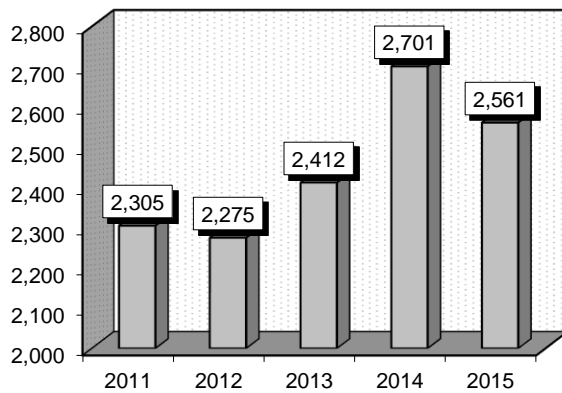
Procedures: that frequently accompanied Vaginal Delivery With Complicating Diagnoses were: 1) Other manually assisted delivery (7359), 2) Repair of other current obstetric laceration (7569), 3) Medical induction of labor (734), 4) Other artificial rupture of membranes (7309), 5) Administration of diphtheria-tetanus-pertussis, combined (9939), 6) Episiotomy (736), 7) Manual removal of retained placenta (754), 8) Other vacuum extraction (7279), 9) Prophylactic vaccination against influenza (9952), 10) Other fetal monitoring (7534).

Definitions: **Antepartum:** Occurring in the period before childbirth. **Vaginal delivery:** The birth of a fetus through the vagina. **Laceration:** A wound produced by the tearing of body tissue, as distinguished from a cut or incision. **Episiotomy:** A surgical incision made in the area between the vagina and anus (perineum). This is done during the last stages of labor and delivery to expand the opening of the vagina to prevent tearing during the delivery of the baby. **Perineum:** The mucocutaneous tissue between the posterior scrotum or vagina and the anal sphincter.

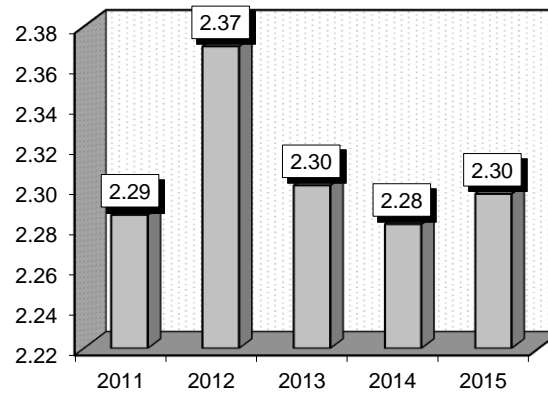
Comment: Common diagnoses associated with this procedure (listed in order of frequency) were: Perineal laceration, rupture, or tear involving: fourchette, hymen, labia, skin, vagina, vulva, pelvic floor, perineal muscles, vaginal muscles, (66401, 4, 11), cord entanglement (66331), abnormality in fetal heart rate or rhythm (6597), other specified infectious and parasitic diseases (6478), early onset delivery (64221).

Gender	2011			2012			2013			2014			2015		
	Cases	Avg LOS	Avg Bill	Cases	Avg LOS	Avg Bill	Cases	Avg LOS	Avg Bill	Cases	Avg LOS	Avg Bill	Cases	Avg LOS	Avg Bill
Male	0	0.00	\$0	0	0.00	\$0	0	0.00	\$0	0	0.00	\$0	0	0.00	\$0
Female	2,305	2.29	\$14,910	2,275	2.37	\$16,436	2,412	2.30	\$16,776	2,701	2.28	\$18,000	2,561	2.30	\$20,422
Age Group	Cases	Avg LOS	Avg Bill	Cases	Avg LOS	Avg Bill	Cases	Avg LOS	Avg Bill	Cases	Avg LOS	Avg Bill	Cases	Avg LOS	Avg Bill
0-17	53	3.19	\$17,853	61	3.30	\$20,393	44	2.59	\$18,808	59	2.27	\$16,765	46	2.22	\$18,528
18-35	1,955	2.26	\$14,681	1,926	2.36	\$16,282	2,022	2.30	\$16,688	2,281	2.24	\$17,732	2,130	2.30	\$20,418
36-49	297	2.32	\$15,894	288	2.27	\$16,628	346	2.25	\$17,031	360	2.56	\$19,897	385	2.27	\$20,674
50-64	0	0.00	\$0	0	0.00	\$0	0	0.00	\$0	1	3.00	\$20,792	0	0.00	\$0
65+	0	0.00	\$0	0	0.00	\$0	0	0.00	\$0	0	0.00	\$0	0	0.00	\$0
Total	2,305	2.29	\$14,910	2,275	2.37	\$16,436	2,412	2.30	\$16,776	2,701	2.28	\$18,000	2,561	2.30	\$20,422

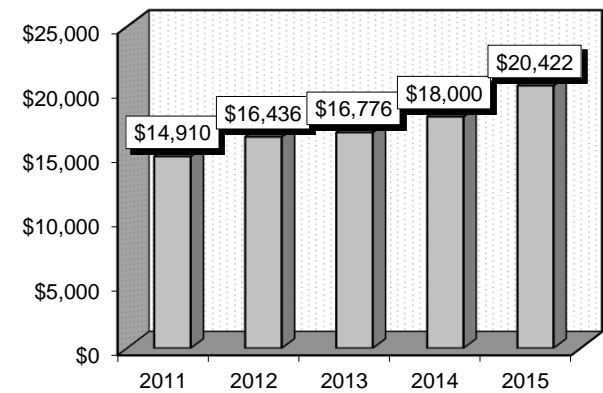
Patient Discharges



Average Length of Stay



Average Billed Charges



County / Hospital	2011			2012			2013			2014			2015		
	Cases	Avg LOS	Avg Bill	Cases	Avg LOS	Avg Bill	Cases	Avg LOS	Avg Bill	Cases	Avg LOS	Avg Bill	Cases	Avg LOS	Avg Bill
Clark															
Centennial Hills	74	2.07	\$17,558	136	2.14	\$19,542	204	1.95	\$19,292	232	2.10	\$21,553	204	2.14	\$24,950
Desert Springs	0	0.00	\$0	0	0.00	\$0	0	0.00	\$0	0	0.00	\$0	0	0.00	\$0
Mountain View	109	2.01	\$11,810	95	2.19	\$13,910	121	1.93	\$13,550	146	2.12	\$17,445	138	2.06	\$17,429
North Vista	0	0.00	\$0	0	0.00	\$0	0	0.00	\$0	0	0.00	\$0	0	0.00	\$0
Southern Hills	118	2.32	\$17,670	122	2.01	\$16,788	116	2.33	\$17,472	125	2.17	\$16,187	129	2.31	\$22,171
Spring Valley	138	2.24	\$19,047	110	2.80	\$21,192	166	2.30	\$22,587	219	2.82	\$24,203	150	2.45	\$27,627
St. Rose-Rose de Lima	0	0.00	\$0	0	0.00	\$0	0	0.00	\$0	0	0.00	\$0	0	0.00	\$0
St. Rose-San Martin	44	2.05	\$18,717	46	2.33	\$21,653	41	2.32	\$25,394	67	2.01	\$24,602	79	2.56	\$29,909
St. Rose-Siena	178	2.09	\$19,875	164	2.26	\$21,123	154	2.12	\$24,453	158	2.70	\$29,566	144	2.08	\$26,669
Summerlin	182	2.48	\$22,601	162	3.02	\$30,082	194	2.78	\$27,439	251	2.86	\$28,813	337	2.51	\$28,337
Sunrise	220	2.62	\$17,156	174	3.04	\$20,615	187	2.41	\$17,298	212	2.24	\$17,858	281	2.31	\$19,938
UMC	468	2.43	\$11,147	446	2.41	\$12,151	443	2.51	\$11,491	468	1.98	\$11,425	375	2.19	\$16,390
Valley	96	2.13	\$19,794	101	1.95	\$18,812	86	2.16	\$22,852	16	3.56	\$30,603	0	0.00	\$0
Total	1,627	2.33	\$16,390	1,556	2.45	\$18,379	1,712	2.33	\$18,558	1,894	2.34	\$20,087	1,837	2.29	\$22,864
Washoe															
Carson Tahoe	68	1.84	\$12,507	97	1.88	\$12,871	102	2.36	\$12,355	113	1.90	\$13,186	107	1.87	\$13,399
Northern Nevada	0	0.00	\$0	0	0.00	\$0	0	0.00	\$0	0	0.00	\$0	0	0.00	\$0
Renown Regional	321	2.29	\$10,769	381	2.34	\$11,706	387	2.33	\$12,546	489	2.19	\$12,714	394	2.53	\$14,256
Renown S. Meadows	0	0.00	\$0	0	0.00	\$0	0	0.00	\$0	0	0.00	\$0	0	0.00	\$0
Saint Mary's	196	2.28	\$12,046	166	2.27	\$13,600	108	2.31	\$13,268	117	2.51	\$15,085	147	2.35	\$14,351
Sierra Surgery	0	0.00	\$0	0	0.00	\$0	0	0.00	\$0	0	0.00	\$0	0	0.00	\$0
Total	585	2.24	\$11,399	644	2.25	\$12,369	597	2.33	\$12,644	719	2.20	\$13,174	648	2.38	\$14,136
Rural															
Battle Mountain	0	0.00	\$0	0	0.00	\$0	0	0.00	\$0	0	0.00	\$0	0	0.00	\$0
Boulder City	0	0.00	\$0	0	0.00	\$0	0	0.00	\$0	0	0.00	\$0	0	0.00	\$0
Carson Valley	0	0.00	\$0	0	0.00	\$0	0	0.00	\$0	0	0.00	\$0	0	0.00	\$0
Churchill	19	1.84	\$9,040	21	1.48	\$7,550	37	1.68	\$7,630	29	1.59	\$9,277	15	1.53	\$8,047
Desert View	0	0.00	\$0	0	0.00	\$0	0	0.00	\$0	0	0.00	\$0	0	0.00	\$0
Grover C. Dils	0	0.00	\$0	0	0.00	\$0	0	0.00	\$0	0	0.00	\$0	0	0.00	\$0
Humboldt	13	2.00	\$7,817	7	1.29	\$8,140	10	1.60	\$8,399	9	1.33	\$7,109	9	1.00	\$6,579
Incline Village	0	0.00	\$0	0	0.00	\$0	0	0.00	\$0	0	0.00	\$0	0	0.00	\$0
Mesa View	10	1.60	\$7,383	9	2.67	\$12,751	5	2.00	\$10,333	6	2.17	\$8,569	1	2.00	\$5,828
Mount Grant	0	0.00	\$0	0	0.00	\$0	0	0.00	\$0	0	0.00	\$0	0	0.00	\$0
Northeastern	40	1.88	\$14,371	27	1.41	\$13,648	42	1.45	\$14,560	38	2.00	\$16,963	42	2.02	\$19,806
Nye	0	0.00	\$0	0	0.00	\$0	0	0.00	\$0	0	0.00	\$0	0	0.00	\$0
Pershing	0	0.00	\$0	0	0.00	\$0	0	0.00	\$0	0	0.00	\$0	0	0.00	\$0
South Lyon	0	0.00	\$0	0	0.00	\$0	0	0.00	\$0	0	0.00	\$0	0	0.00	\$0
William Bee Ririe	11	2.09	\$10,205	11	1.82	\$11,679	9	1.89	\$12,615	6	1.67	\$11,982	9	2.11	\$13,697
Total	93	1.88	\$11,122	75	1.63	\$11,030	103	1.61	\$11,097	88	1.78	\$12,510	76	1.82	\$15,012
All Counties	2,305	2.29	\$14,910	2,275	2.37	\$16,436	2,412	2.30	\$16,776	2,701	2.28	\$18,000	2,561	2.30	\$20,422

Vaginal Delivery Without Complicating Diagnoses (775)

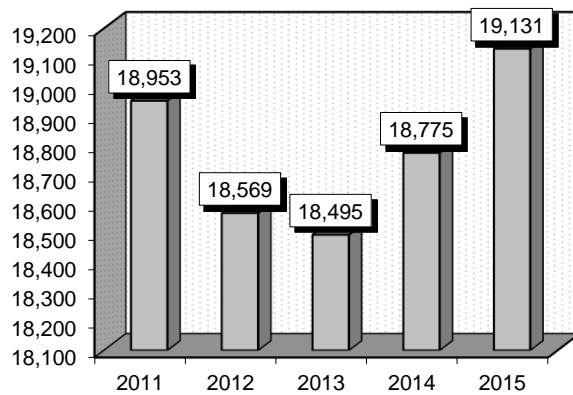
Procedures: that frequently accompanied Vaginal Delivery Without Complicating Diagnoses were: 1) Other manually assisted delivery (7359), 2) Repair of other current obstetric laceration (7569), 3) Other artificial rupture of membranes (7309), 4) Medical induction of labor (734), 5) Episiotomy (736), 6) Administration of diphtheria-tetanus-pertussis, combined (9939), 7) Other vacuum extraction (7279), 8) Other fetal monitoring (7534), 9) Prophylactic vaccination against influenza (9952), 10) Induction of labor by artificial rupture of membranes (7301).

Definitions: **Antepartum:** Occurring in the period before childbirth. **Vaginal delivery:** The birth of a fetus through the vagina. **Laceration:** A wound produced by the tearing of body tissue, as distinguished from a cut or incision. **Episiotomy:** A surgical incision made in the area between the vagina and anus (perineum). This is done during the last stages of labor and delivery to expand the opening of the vagina to prevent tearing during the delivery of the baby. **Perineum:** The mucocutaneous tissue between the posterior scrotum or vagina and the anal sphincter.

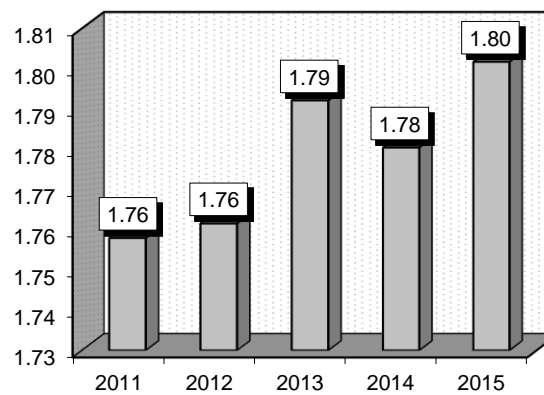
Comment: Diagnoses included in this procedure include, but are not limited to, normal delivery, drug dependence-delivered, twin pregnancy-delivered, premature rupture of membranes-delivered, breech presentation-delivered, maternal stress-delivered, and cord prolapse-delivered. Common diagnoses associated with this DRG (listed in order of frequency) are: Perineal laceration, rupture, or tear involving: fourchette, hymen, labia, skin, vagina, vulva, pelvic floor, perineal muscles, vaginal muscles, (66401, 4, 11), cord entanglement (66331), pregnancy over 40 completed weeks to 42 completed weeks gestation (6451).

Gender	2011			2012			2013			2014			2015		
	Cases	Avg LOS	Avg Bill	Cases	Avg LOS	Avg Bill	Cases	Avg LOS	Avg Bill	Cases	Avg LOS	Avg Bill	Cases	Avg LOS	Avg Bill
Male	0	0.00	\$0	0	0.00	\$0	0	0.00	\$0	0	0.00	\$0	0	0.00	\$0
Female	18,953	1.76	\$12,444	18,569	1.76	\$13,512	18,495	1.79	\$14,583	18,775	1.78	\$15,672	19,131	1.80	\$17,013
Age Group	Cases	Avg LOS	Avg Bill	Cases	Avg LOS	Avg Bill	Cases	Avg LOS	Avg Bill	Cases	Avg LOS	Avg Bill	Cases	Avg LOS	Avg Bill
0-17	509	2.09	\$13,220	426	1.92	\$13,416	322	1.96	\$14,403	316	1.93	\$15,497	309	1.96	\$16,915
18-35	16,559	1.75	\$12,397	16,370	1.75	\$13,461	16,296	1.80	\$14,580	16,525	1.78	\$15,677	16,722	1.80	\$17,012
36-49	1,882	1.69	\$12,596	1,773	1.80	\$14,008	1,876	1.73	\$14,631	1,934	1.73	\$15,660	2,100	1.80	\$17,040
50-64	2	2.00	\$14,088	0	0.00	\$0	1	4.00	\$34,006	0	0.00	\$0	0	0.00	\$0
65+	1	9.00	\$109,574	0	0.00	\$0	0	0.00	\$0	0	0.00	\$0	0	0.00	\$0
Total	18,953	1.76	\$12,444	18,569	1.76	\$13,512	18,495	1.79	\$14,583	18,775	1.78	\$15,672	19,131	1.80	\$17,013

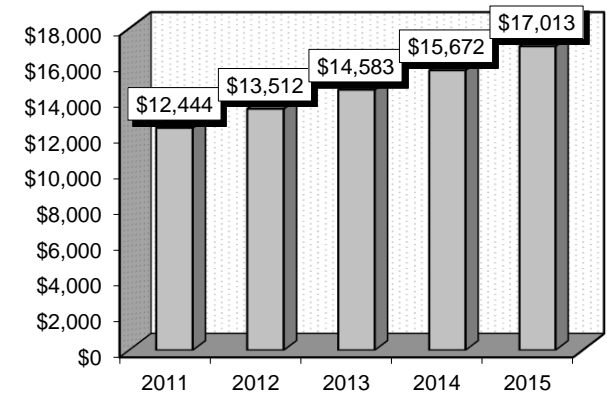
Patient Discharges



Average Length of Stay



Average Billed Charges



County / Hospital	2011			2012			2013			2014			2015		
	Cases	Avg LOS	Avg Bill	Cases	Avg LOS	Avg Bill	Cases	Avg LOS	Avg Bill	Cases	Avg LOS	Avg Bill	Cases	Avg LOS	Avg Bill
Clark															
Centennial Hills	844	1.84	\$15,435	865	1.70	\$17,119	1,068	1.70	\$17,481	1,416	1.72	\$19,181	1,528	1.71	\$21,464
Desert Springs	0	0.00	\$0	0	0.00	\$0	0	0.00	\$0	0	0.00	\$0	0	0.00	\$0
Mountain View	1,049	1.72	\$9,853	1,050	1.77	\$10,993	1,016	1.74	\$11,471	1,234	1.80	\$15,356	1,434	1.78	\$14,808
North Vista	0	0.00	\$0	1	1.00	\$7,099	0	0.00	\$0	0	0.00	\$0	0	0.00	\$0
Southern Hills	660	1.85	\$13,686	584	1.80	\$14,067	634	1.80	\$13,569	714	1.81	\$14,315	702	1.90	\$18,011
Spring Valley	1,233	1.71	\$15,093	1,129	1.96	\$17,097	1,233	2.06	\$19,717	1,618	2.03	\$20,618	1,350	1.96	\$21,949
St. Rose-Rose de Lima	0	0.00	\$0	0	0.00	\$0	0	0.00	\$0	0	0.00	\$0	0	0.00	\$0
St. Rose-San Martin	511	1.72	\$16,774	533	1.84	\$18,496	557	1.73	\$20,352	526	1.85	\$22,055	635	1.94	\$23,861
St. Rose-Siena	1,782	1.75	\$17,380	1,797	1.77	\$18,911	1,769	1.80	\$21,118	1,752	1.83	\$22,803	1,743	1.86	\$23,871
Summerlin	1,880	1.93	\$17,368	1,934	1.84	\$18,906	1,832	1.92	\$21,635	1,997	1.86	\$21,794	2,502	1.88	\$23,239
Sunrise	2,341	1.82	\$11,265	2,446	1.81	\$12,308	2,528	1.83	\$12,756	2,588	1.84	\$13,764	2,563	1.87	\$15,114
UMC	2,098	1.77	\$7,676	1,914	1.84	\$8,237	1,777	1.83	\$7,828	1,728	1.60	\$8,653	1,562	1.56	\$10,962
Valley	1,734	1.60	\$14,591	1,377	1.57	\$15,885	1,165	1.61	\$17,926	296	1.66	\$18,754	0	0.00	\$0
Total	14,132	1.77	\$13,514	13,630	1.79	\$14,822	13,579	1.82	\$16,099	13,869	1.81	\$17,369	14,019	1.83	\$19,051
Washoe															
Carson Tahoe	509	1.97	\$10,153	548	1.48	\$10,236	543	1.53	\$10,283	529	1.57	\$10,773	589	1.56	\$11,378
Northern Nevada	0	0.00	\$0	0	0.00	\$0	0	0.00	\$0	0	0.00	\$0	0	0.00	\$0
Renown Regional	2,152	1.81	\$9,004	2,348	1.82	\$9,848	2,382	1.80	\$10,314	2,306	1.78	\$10,837	2,429	1.85	\$11,702
Renown S. Meadows	0	0.00	\$0	0	0.00	\$0	0	0.00	\$0	0	0.00	\$0	0	0.00	\$0
Saint Mary's	1,270	1.67	\$9,986	1,135	1.72	\$10,328	1,081	1.86	\$10,742	1,160	1.74	\$11,304	1,328	1.77	\$11,427
Sierra Surgery	0	0.00	\$0	0	0.00	\$0	0	0.00	\$0	0	0.00	\$0	0	0.00	\$0
Total	3,931	1.79	\$9,470	4,031	1.75	\$10,036	4,006	1.78	\$10,425	3,995	1.74	\$10,964	4,346	1.79	\$11,574
Rural															
Battle Mountain	0	0.00	\$0	0	0.00	\$0	0	0.00	\$0	0	0.00	\$0	0	0.00	\$0
Boulder City	0	0.00	\$0	0	0.00	\$0	0	0.00	\$0	0	0.00	\$0	0	0.00	\$0
Carson Valley	0	0.00	\$0	0	0.00	\$0	0	0.00	\$0	0	0.00	\$0	0	0.00	\$0
Churchill	222	1.35	\$6,295	218	1.30	\$6,450	196	1.42	\$6,892	233	1.39	\$7,228	205	1.48	\$7,513
Desert View	0	0.00	\$0	0	0.00	\$0	0	0.00	\$0	0	0.00	\$0	0	0.00	\$0
Grover C. Dils	0	0.00	\$0	0	0.00	\$0	0	0.00	\$0	0	0.00	\$0	0	0.00	\$0
Humboldt	192	1.20	\$5,283	189	1.24	\$6,499	188	1.23	\$6,596	160	1.24	\$6,787	179	1.24	\$6,279
Incline Village	0	0.00	\$0	0	0.00	\$0	0	0.00	\$0	0	0.00	\$0	0	0.00	\$0
Mesa View	72	1.72	\$5,571	80	1.45	\$5,309	63	1.56	\$6,314	71	1.68	\$6,404	63	1.56	\$6,257
Mount Grant	0	0.00	\$0	0	0.00	\$0	0	0.00	\$0	0	0.00	\$0	0	0.00	\$0
Northeastern	354	1.45	\$12,238	373	1.40	\$12,915	414	1.51	\$13,984	400	1.51	\$14,461	288	1.53	\$16,525
Nye	1	1.00	\$7,235	1	1.00	\$5,522	0	0.00	\$0	0	0.00	\$0	0	0.00	\$0
Pershing	0	0.00	\$0	0	0.00	\$0	0	0.00	\$0	0	0.00	\$0	0	0.00	\$0
South Lyon	0	0.00	\$0	0	0.00	\$0	1	1.00	\$6,840	2	1.00	\$7,073	0	0.00	\$0
William Bee Ririe	49	1.63	\$10,237	47	1.79	\$11,521	48	1.65	\$11,431	45	1.76	\$11,711	31	1.39	\$9,469
Total	890	1.40	\$8,600	908	1.37	\$9,277	910	1.44	\$10,257	911	1.45	\$10,483	766	1.45	\$10,589
All Counties	18,953	1.76	\$12,444	18,569	1.76	\$13,512	18,495	1.79	\$14,583	18,775	1.78	\$15,672	19,131	1.80	\$17,013

False Labor (780)

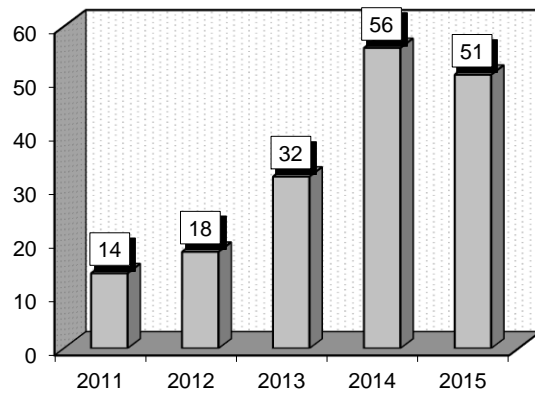
Diagnoses: that frequently accompanied False Labor were: 1) Other threatened labor, antepartum condition or complication (64413).

Definitions: False labor: Regular or irregular contractions of the uterus with no changes in the cervix. The experience of contractions that do not open or thin the cervix. Compared to true labor, false labor contractions may occur irregularly and do not get closer together. False labor contractions may stop when you walk or change position.

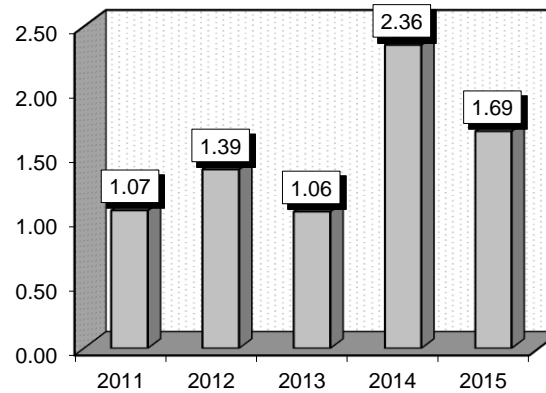
Comment: Procedures related to false labor are: Fetal monitoring (7534) and diagnostic amniocentesis (751).

Gender	2011			2012			2013			2014			2015		
	Cases	Avg LOS	Avg Bill	Cases	Avg LOS	Avg Bill	Cases	Avg LOS	Avg Bill	Cases	Avg LOS	Avg Bill	Cases	Avg LOS	Avg Bill
Male	0	0.00	\$0	0	0.00	\$0	0	0.00	\$0	0	0.00	\$0	0	0.00	\$0
Female	14	1.07	\$6,249	18	1.39	\$6,104	32	1.06	\$5,612	56	2.36	\$12,778	51	1.69	\$9,025
Age Group	Cases	Avg LOS	Avg Bill	Cases	Avg LOS	Avg Bill	Cases	Avg LOS	Avg Bill	Cases	Avg LOS	Avg Bill	Cases	Avg LOS	Avg Bill
0-17	1	1.00	\$5,259	0	0.00	\$0	3	1.00	\$5,862	1	1.00	\$8,605	1	1.00	\$5,183
18-35	13	1.08	\$6,325	17	1.41	\$6,302	25	1.08	\$5,508	50	2.50	\$13,489	47	1.74	\$9,415
36-49	0	0.00	\$0	1	1.00	\$2,752	4	1.00	\$6,074	5	1.20	\$6,494	3	1.00	\$4,183
50-64	0	0.00	\$0	0	0.00	\$0	0	0.00	\$0	0	0.00	\$0	0	0.00	\$0
65+	0	0.00	\$0	0	0.00	\$0	0	0.00	\$0	0	0.00	\$0	0	0.00	\$0
Total	14	1.07	\$6,249	18	1.39	\$6,104	32	1.06	\$5,612	56	2.36	\$12,778	51	1.69	\$9,025

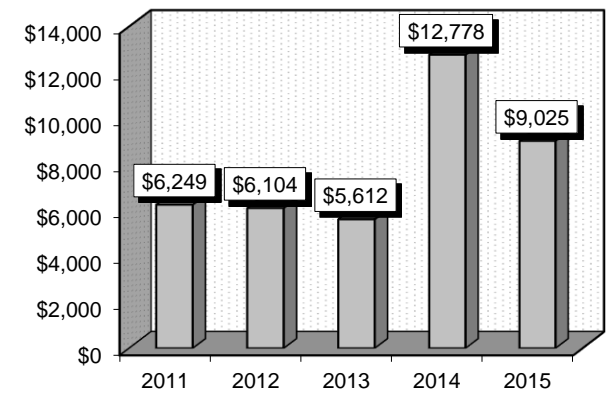
Patient Discharges



Average Length of Stay



Average Billed Charges



County / Hospital	2011			2012			2013			2014			2015		
	Cases	Avg LOS	Avg Bill	Cases	Avg LOS	Avg Bill	Cases	Avg LOS	Avg Bill	Cases	Avg LOS	Avg Bill	Cases	Avg LOS	Avg Bill
Clark															
Centennial Hills	2	1.00	\$3,222	0	0.00	\$0	2	1.00	\$6,344	0	0.00	\$0	2	8.50	\$49,448
Desert Springs	0	0.00	\$0	0	0.00	\$0	0	0.00	\$0	0	0.00	\$0	0	0.00	\$0
Mountain View	1	1.00	\$3,609	0	0.00	\$0	0	0.00	\$0	0	0.00	\$0	1	1.00	\$3,344
North Vista	0	0.00	\$0	0	0.00	\$0	0	0.00	\$0	0	0.00	\$0	0	0.00	\$0
Southern Hills	0	0.00	\$0	0	0.00	\$0	2	1.00	\$6,083	1	1.00	\$2	4	1.00	\$3,088
Spring Valley	3	1.00	\$8,210	1	1.00	\$7,174	1	1.00	\$5,660	1	1.00	\$4,378	2	2.00	\$10,691
St. Rose-Rose de Lima	0	0.00	\$0	0	0.00	\$0	0	0.00	\$0	0	0.00	\$0	0	0.00	\$0
St. Rose-San Martin	1	1.00	\$5,978	1	1.00	\$2,752	1	2.00	\$28,070	4	1.00	\$3,568	3	1.00	\$3,631
St. Rose-Siena	1	2.00	\$23,013	1	1.00	\$3,969	3	1.00	\$4,202	2	1.00	\$4,452	6	2.33	\$12,098
Summerlin	3	1.00	\$3,402	2	1.00	\$6,486	5	1.00	\$5,397	27	3.67	\$20,332	18	1.11	\$5,890
Sunrise	1	1.00	\$3,651	6	1.67	\$7,789	5	1.00	\$6,149	13	1.15	\$8,490	11	1.45	\$10,461
UMC	1	1.00	\$4,692	2	1.00	\$4,598	2	1.00	\$4,548	1	2.00	\$374	0	0.00	\$0
Valley	1	1.00	\$5,259	0	0.00	\$0	0	0.00	\$0	1	1.00	\$7,538	0	0.00	\$0
Total	14	1.07	\$6,249	13	1.31	\$6,369	21	1.05	\$6,572	50	2.50	\$13,896	47	1.68	\$9,373
Washoe															
Carson Tahoe	0	0.00	\$0	0	0.00	\$0	0	0.00	\$0	0	0.00	\$0	1	1.00	\$2,525
Northern Nevada	0	0.00	\$0	0	0.00	\$0	0	0.00	\$0	0	0.00	\$0	0	0.00	\$0
Renown Regional	0	0.00	\$0	2	2.00	\$5,463	7	1.14	\$3,137	4	1.25	\$3,518	3	2.00	\$5,734
Renown S. Meadows	0	0.00	\$0	0	0.00	\$0	0	0.00	\$0	0	0.00	\$0	0	0.00	\$0
Saint Mary's	0	0.00	\$0	1	1.00	\$1,893	3	1.00	\$5,182	1	1.00	\$2,635	0	0.00	\$0
Sierra Surgery	0	0.00	\$0	0	0.00	\$0	0	0.00	\$0	0	0.00	\$0	0	0.00	\$0
Total	0	0.00	\$0	3	1.67	\$4,273	10	1.10	\$3,751	5	1.20	\$3,342	4	1.75	\$4,932
Rural															
Battle Mountain	0	0.00	\$0	0	0.00	\$0	0	0.00	\$0	0	0.00	\$0	0	0.00	\$0
Boulder City	0	0.00	\$0	0	0.00	\$0	0	0.00	\$0	0	0.00	\$0	0	0.00	\$0
Carson Valley	0	0.00	\$0	0	0.00	\$0	0	0.00	\$0	0	0.00	\$0	0	0.00	\$0
Churchill	0	0.00	\$0	2	1.50	\$7,133	0	0.00	\$0	0	0.00	\$0	0	0.00	\$0
Desert View	0	0.00	\$0	0	0.00	\$0	0	0.00	\$0	0	0.00	\$0	0	0.00	\$0
Grover C. Dils	0	0.00	\$0	0	0.00	\$0	0	0.00	\$0	0	0.00	\$0	0	0.00	\$0
Humboldt	0	0.00	\$0	0	0.00	\$0	0	0.00	\$0	0	0.00	\$0	0	0.00	\$0
Incline Village	0	0.00	\$0	0	0.00	\$0	0	0.00	\$0	0	0.00	\$0	0	0.00	\$0
Mesa View	0	0.00	\$0	0	0.00	\$0	0	0.00	\$0	0	0.00	\$0	0	0.00	\$0
Mount Grant	0	0.00	\$0	0	0.00	\$0	0	0.00	\$0	0	0.00	\$0	0	0.00	\$0
Northeastern	0	0.00	\$0	0	0.00	\$0	0	0.00	\$0	0	0.00	\$0	0	0.00	\$0
Nye	0	0.00	\$0	0	0.00	\$0	1	1.00	\$4,055	0	0.00	\$0	0	0.00	\$0
Pershing	0	0.00	\$0	0	0.00	\$0	0	0.00	\$0	0	0.00	\$0	0	0.00	\$0
South Lyon	0	0.00	\$0	0	0.00	\$0	0	0.00	\$0	0	0.00	\$0	0	0.00	\$0
William Bee Ririe	0	0.00	\$0	0	0.00	\$0	0	0.00	\$0	1	1.00	\$4,030	0	0.00	\$0
Total	0	0.00	\$0	2	1.50	\$7,133	1	1.00	\$4,055	1	1.00	\$4,030	0	0.00	\$0
All Counties	14	1.07	\$6,249	18	1.39	\$6,104	32	1.06	\$5,612	56	2.36	\$12,778	51	1.69	\$9,025

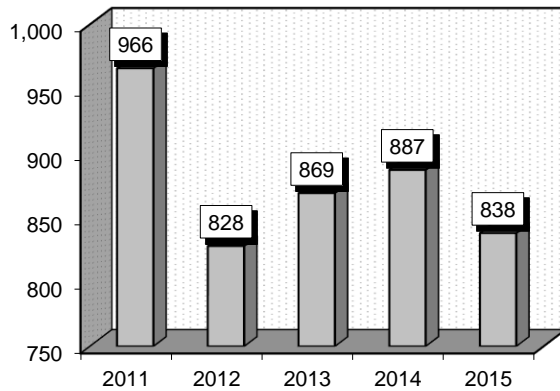
Prematurity With Major Problems (791)

Diagnoses: that frequently accompanied Prematurity With Major Problems were: 1) Need for prophylactic vaccination and inoculation against viral hepatitis (V053), 2) Neonatal jaundice associated with preterm delivery (7742), 3) Other respiratory problems after birth (77089), 4) Observation for suspected infectious condition (V290), 5) Anemia of prematurity (7766), 6) Ostium secundum type atrial septal defect (7455), 7) Septicemia [sepsis] of newborn (77181).

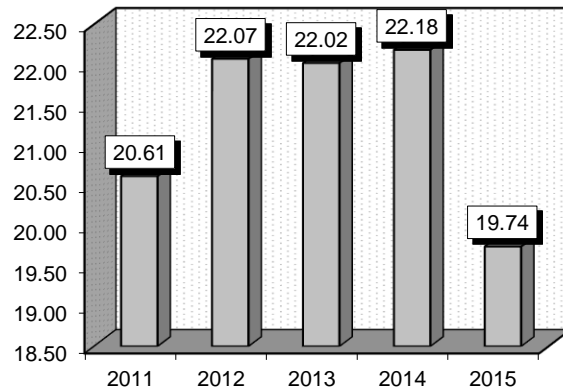
Definitions: **Liveborn:** An infant who shows evidence of life after birth; life is considered to be present after birth if any one of the following is observed: 1) the infant breathes; 2) the infant shows beating of the heart; 3) pulsation of the umbilical cord occurs; or 4) definite movement of voluntary muscles occurs. **Cesarean section:** A surgical procedure in which incisions are made through a woman's abdomen and uterus to deliver her baby. **Jaundice:** A medical condition with yellowing of the skin or whites of the eyes, arising from excess of the pigment bilirubin and typically caused by obstruction of the bile duct, by liver disease, or by excessive breakdown of red blood cells. **Septicemia:** Systemic disease caused by the spread of microorganisms and their toxins through circulating blood; formerly called "blood poisoning". **Infusion:** The introduction of a substance, such as a fluid, electrolyte, nutrient, or drug, directly into a vein or interstitially by means of gravity flow. **Endotracheal tube:** A tube inserted (as through the nose or mouth) into the trachea to maintain an unobstructed passageway especially to deliver oxygen or anesthesia to the lungs-called also breathing tube.

Gender	2011			2012			2013			2014			2015		
	Cases	Avg LOS	Avg Bill	Cases	Avg LOS	Avg Bill	Cases	Avg LOS	Avg Bill	Cases	Avg LOS	Avg Bill	Cases	Avg LOS	Avg Bill
Male	530	20.60	\$115,325	427	22.13	\$139,602	485	22.04	\$139,972	502	22.74	\$158,412	453	19.05	\$135,108
Female	436	20.63	\$109,807	401	22.01	\$125,854	384	22.00	\$133,522	385	21.46	\$148,232	385	20.56	\$140,677
Age Group	Cases	Avg LOS	Avg Bill	Cases	Avg LOS	Avg Bill	Cases	Avg LOS	Avg Bill	Cases	Avg LOS	Avg Bill	Cases	Avg LOS	Avg Bill
0-17	966	20.61	\$112,835	828	22.07	\$132,944	869	22.02	\$137,122	887	22.18	\$153,993	838	19.74	\$137,667
18-35	0	0.00	\$0	0	0.00	\$0	0	0.00	\$0	0	0.00	\$0	0	0.00	\$0
36-49	0	0.00	\$0	0	0.00	\$0	0	0.00	\$0	0	0.00	\$0	0	0.00	\$0
50-64	0	0.00	\$0	0	0.00	\$0	0	0.00	\$0	0	0.00	\$0	0	0.00	\$0
65+	0	0.00	\$0	0	0.00	\$0	0	0.00	\$0	0	0.00	\$0	0	0.00	\$0
Total	966	20.61	\$112,835	828	22.07	\$132,944	869	22.02	\$137,122	887	22.18	\$153,993	838	19.74	\$137,667

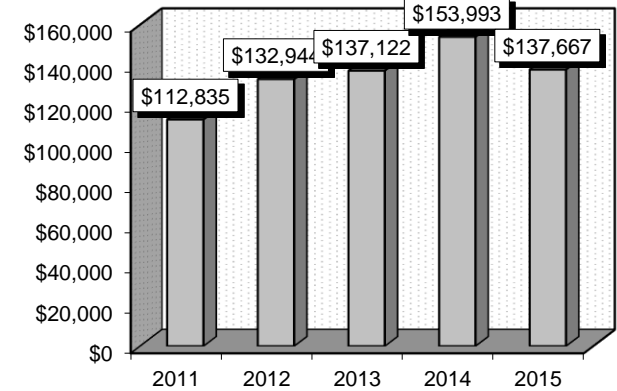
Patient Discharges



Average Length of Stay



Average Billed Charges



County / Hospital	2011			2012			2013			2014			2015		
	Cases	Avg LOS	Avg Bill	Cases	Avg LOS	Avg Bill	Cases	Avg LOS	Avg Bill	Cases	Avg LOS	Avg Bill	Cases	Avg LOS	Avg Bill
Clark															
Centennial Hills	33	11.70	\$55,834	33	12.00	\$59,933	38	13.89	\$75,772	49	11.55	\$65,938	49	12.10	\$84,133
Desert Springs	0	0.00	\$0	0	0.00	\$0	0	0.00	\$0	0	0.00	\$0	0	0.00	\$0
Mountain View	37	14.95	\$48,514	20	13.60	\$43,372	33	14.42	\$55,848	38	11.58	\$49,331	31	12.13	\$54,382
North Vista	0	0.00	\$0	0	0.00	\$0	0	0.00	\$0	0	0.00	\$0	0	0.00	\$0
Southern Hills	30	11.53	\$37,380	35	11.91	\$44,062	33	18.39	\$84,270	27	12.07	\$51,878	29	11.00	\$52,626
Spring Valley	69	18.58	\$149,214	76	21.55	\$122,233	65	23.00	\$160,721	94	22.99	\$160,945	89	16.73	\$104,987
St. Rose-Rose de Lima	0	0.00	\$0	0	0.00	\$0	0	0.00	\$0	0	0.00	\$0	0	0.00	\$0
St. Rose-San Martin	33	9.21	\$36,585	24	18.54	\$75,852	31	15.35	\$72,470	9	13.56	\$71,488	27	12.56	\$56,445
St. Rose-Siena	99	16.34	\$77,970	57	17.21	\$97,706	55	24.29	\$145,452	90	23.71	\$158,402	75	21.19	\$141,280
Summerlin	153	20.77	\$130,926	115	21.51	\$156,028	119	20.07	\$137,482	124	23.47	\$189,074	123	19.95	\$158,586
Sunrise	190	26.66	\$191,866	196	27.24	\$230,811	207	29.03	\$228,088	206	29.37	\$265,914	186	24.18	\$241,182
UMC	146	19.02	\$57,102	116	18.92	\$59,225	124	12.40	\$27,843	123	14.57	\$38,554	90	14.52	\$53,538
Valley	70	17.99	\$126,084	69	18.57	\$118,167	61	27.84	\$205,900	14	26.00	\$206,378	0	0.00	\$0
Total	860	19.50	\$113,523	741	20.84	\$133,971	766	21.61	\$140,709	774	21.79	\$158,126	699	18.55	\$140,176
Washoe															
Carson Tahoe	1	4.00	\$6,634	3	3.00	\$5,000	1	4.00	\$9,213	3	7.67	\$16,199	5	6.60	\$11,856
Northern Nevada	0	0.00	\$0	0	0.00	\$0	0	0.00	\$0	0	0.00	\$0	0	0.00	\$0
Renown Regional	70	32.50	\$111,093	64	36.50	\$138,496	68	28.85	\$125,521	68	24.25	\$119,229	94	27.16	\$131,639
Renown S. Meadows	0	0.00	\$0	0	0.00	\$0	0	0.00	\$0	0	0.00	\$0	0	0.00	\$0
Saint Mary's	31	27.58	\$115,077	17	28.71	\$112,700	22	26.55	\$126,161	33	34.03	\$182,172	35	28.03	\$140,665
Sierra Surgery	0	0.00	\$0	0	0.00	\$0	0	0.00	\$0	0	0.00	\$0	0	0.00	\$0
Total	102	30.73	\$111,280	84	33.73	\$128,508	91	28.02	\$124,398	104	26.88	\$136,229	134	26.62	\$129,527
Rural															
Battle Mountain	0	0.00	\$0	0	0.00	\$0	0	0.00	\$0	0	0.00	\$0	0	0.00	\$0
Boulder City	0	0.00	\$0	0	0.00	\$0	0	0.00	\$0	0	0.00	\$0	0	0.00	\$0
Carson Valley	0	0.00	\$0	0	0.00	\$0	0	0.00	\$0	0	0.00	\$0	0	0.00	\$0
Churchill	4	2.75	\$4,439	3	1.67	\$3,333	9	2.78	\$3,369	7	1.57	\$1,824	1	1.00	\$1,413
Desert View	0	0.00	\$0	0	0.00	\$0	0	0.00	\$0	0	0.00	\$0	0	0.00	\$0
Grover C. Dils	0	0.00	\$0	0	0.00	\$0	0	0.00	\$0	0	0.00	\$0	0	0.00	\$0
Humboldt	0	0.00	\$0	0	0.00	\$0	0	0.00	\$0	0	0.00	\$0	0	0.00	\$0
Incline Village	0	0.00	\$0	0	0.00	\$0	0	0.00	\$0	0	0.00	\$0	0	0.00	\$0
Mesa View	0	0.00	\$0	0	0.00	\$0	1	4.00	\$6,522	0	0.00	\$0	0	0.00	\$0
Mount Grant	0	0.00	\$0	0	0.00	\$0	0	0.00	\$0	0	0.00	\$0	0	0.00	\$0
Northeastern	0	0.00	\$0	0	0.00	\$0	2	3.50	\$9,124	2	3.50	\$10,913	4	2.75	\$5,980
Nye	0	0.00	\$0	0	0.00	\$0	0	0.00	\$0	0	0.00	\$0	0	0.00	\$0
Pershing	0	0.00	\$0	0	0.00	\$0	0	0.00	\$0	0	0.00	\$0	0	0.00	\$0
South Lyon	0	0.00	\$0	0	0.00	\$0	0	0.00	\$0	0	0.00	\$0	0	0.00	\$0
William Bee Ririe	0	0.00	\$0	0	0.00	\$0	0	0.00	\$0	0	0.00	\$0	0	0.00	\$0
Total	4	2.75	\$4,439	3	1.67	\$3,333	12	3.00	\$4,591	9	2.00	\$3,844	5	2.40	\$5,066
All Counties	966	20.61	\$112,835	828	22.07	\$132,944	869	22.02	\$137,122	887	22.18	\$153,993	838	19.74	\$137,667

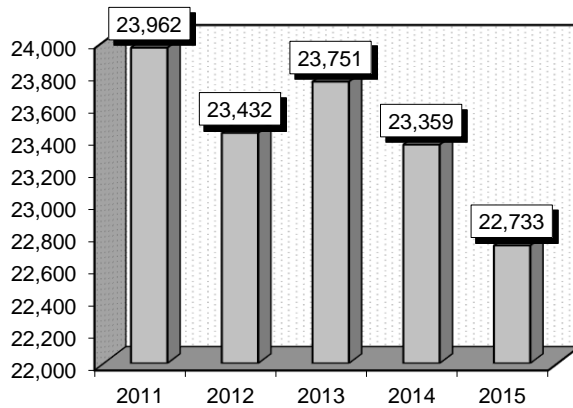
Normal Newborn (795)

Procedures: that frequently accompanied Normal Newborn were: 1) Prophylactic administration of vaccine against other diseases (9955), 2) Circumcision (640), 3) Audiometry (9541), 4) Hearing examination, not otherwise specified (9547), 5) Other phototherapy (9983), 6) Other nonoperative neurologic function tests (8915).

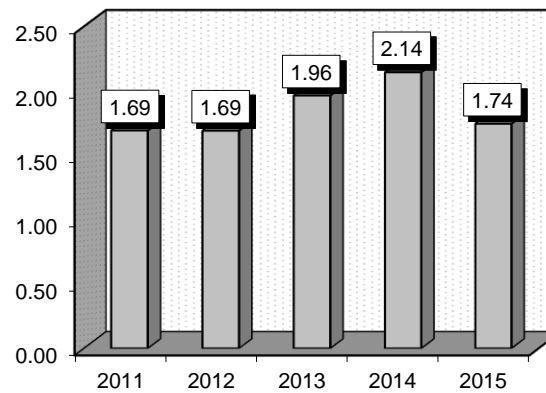
Comment: On average, birth weights range from five pounds five ounces to eight pounds. The pulse of a newborn ranges from 100 to 170 beats per minute when awake, 70 to 80 when sleeping deeply. They take an average of 30 to 50 breaths per minute. Nearly all fair-skinned babies are born with blue or gray eyes, which may gradually change color over the first 12 months. Darker-skinned babies most often are born with brown or darker eyes, which usually stay that color. Dark-haired babies usually stay that way, but blond hair often darkens with age. Newborn babies have a soft spot, also known as the fontanel, that is diamond shaped just above the hairline, where the baby's skull bones have not yet fused together.

Gender	2011			2012			2013			2014			2015		
	Cases	Avg LOS	Avg Bill	Cases	Avg LOS	Avg Bill	Cases	Avg LOS	Avg Bill	Cases	Avg LOS	Avg Bill	Cases	Avg LOS	Avg Bill
Male	12,088	1.69	\$2,506	11,895	1.70	\$2,764	11,979	1.98	\$3,108	11,736	2.14	\$3,424	11,364	1.75	\$3,535
Female	11,874	1.69	\$2,451	11,537	1.68	\$2,762	11,772	1.94	\$2,892	11,623	2.14	\$3,266	11,369	1.74	\$3,341
Age Group	Cases	Avg LOS	Avg Bill	Cases	Avg LOS	Avg Bill	Cases	Avg LOS	Avg Bill	Cases	Avg LOS	Avg Bill	Cases	Avg LOS	Avg Bill
0-17	23,962	1.69	\$2,479	23,432	1.69	\$2,763	23,751	1.96	\$3,001	23,359	2.14	\$3,346	22,733	1.74	\$3,438
18-35	0	0.00	\$0	0	0.00	\$0	0	0.00	\$0	0	0.00	\$0	0	0.00	\$0
36-49	0	0.00	\$0	0	0.00	\$0	0	0.00	\$0	0	0.00	\$0	0	0.00	\$0
50-64	0	0.00	\$0	0	0.00	\$0	0	0.00	\$0	0	0.00	\$0	0	0.00	\$0
65+	0	0.00	\$0	0	0.00	\$0	0	0.00	\$0	0	0.00	\$0	0	0.00	\$0
Total	23,962	1.69	\$2,479	23,432	1.69	\$2,763	23,751	1.96	\$3,001	23,359	2.14	\$3,346	22,733	1.74	\$3,438

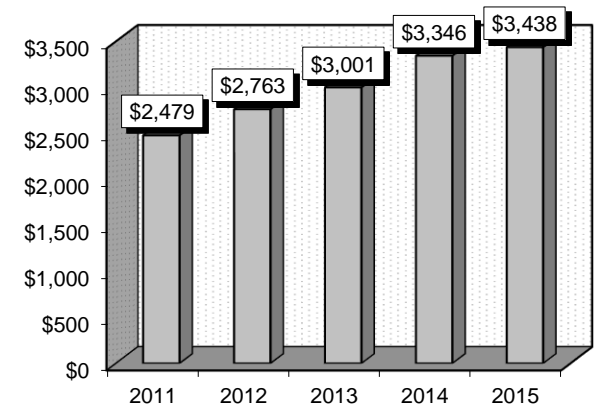
Patient Discharges



Average Length of Stay



Average Billed Charges



County / Hospital	2011			2012			2013			2014			2015		
	Cases	Avg LOS	Avg Bill	Cases	Avg LOS	Avg Bill	Cases	Avg LOS	Avg Bill	Cases	Avg LOS	Avg Bill	Cases	Avg LOS	Avg Bill
Clark															
Centennial Hills	1,080	1.70	\$2,604	1,185	1.69	\$3,163	1,401	1.58	\$2,912	1,789	1.55	\$2,636	1,916	1.56	\$3,138
Desert Springs	0	0.00	\$0	0	0.00	\$0	0	0.00	\$0	0	0.00	\$0	0	0.00	\$0
Mountain View	1,256	1.70	\$2,821	1,293	1.73	\$3,096	1,188	1.72	\$3,247	1,426	1.79	\$3,693	1,589	1.76	\$4,017
North Vista	0	0.00	\$0	0	0.00	\$0	0	0.00	\$0	0	0.00	\$0	0	0.00	\$0
Southern Hills	900	1.79	\$2,368	828	1.75	\$2,530	798	1.72	\$2,583	865	1.73	\$2,865	874	1.85	\$3,387
Spring Valley	1,778	1.30	\$2,168	1,727	1.34	\$2,604	1,946	1.97	\$3,274	2,278	2.25	\$4,113	1,873	1.67	\$3,649
St. Rose-Rose de Lima	0	0.00	\$0	0	0.00	\$0	0	0.00	\$0	0	0.00	\$0	0	0.00	\$0
St. Rose-San Martin	584	1.79	\$2,502	726	1.88	\$2,924	704	3.19	\$3,646	712	3.70	\$4,201	832	1.82	\$4,343
St. Rose-Siena	2,346	2.00	\$2,864	2,487	1.90	\$2,905	2,503	3.47	\$3,574	2,379	4.44	\$3,958	2,273	1.77	\$4,034
Summerlin	2,271	1.53	\$2,774	2,418	1.44	\$2,903	2,309	1.70	\$3,099	2,637	1.96	\$3,567	3,035	1.80	\$3,791
Sunrise	2,928	1.77	\$2,972	3,111	1.77	\$3,127	3,185	1.78	\$3,171	3,123	1.77	\$3,666	2,787	1.79	\$3,641
UMC	2,417	1.71	\$1,450	1,835	1.80	\$1,748	1,673	1.78	\$1,578	1,803	1.80	\$1,683	1,563	1.81	\$1,818
Valley	2,139	1.47	\$2,849	1,775	1.49	\$3,375	1,499	1.50	\$3,509	358	1.41	\$3,276	0	0.00	\$0
Total	17,699	1.67	\$2,550	17,385	1.67	\$2,855	17,206	2.05	\$3,082	17,370	2.28	\$3,414	16,742	1.75	\$3,552
Washoe															
Carson Tahoe	609	1.41	\$2,308	639	1.58	\$2,320	682	1.46	\$2,449	665	1.46	\$2,544	693	1.44	\$2,575
Northern Nevada	0	0.00	\$0	0	0.00	\$0	0	0.00	\$0	0	0.00	\$0	0	0.00	\$0
Renown Regional	2,764	1.91	\$2,533	2,707	1.88	\$2,642	3,070	1.89	\$3,330	2,941	1.88	\$3,549	2,655	1.82	\$3,584
Renown S. Meadows	0	0.00	\$0	0	0.00	\$0	0	0.00	\$0	0	0.00	\$0	0	0.00	\$0
Saint Mary's	1,801	1.78	\$1,948	1,523	1.81	\$2,458	1,602	1.78	\$2,023	1,329	1.81	\$3,002	1,676	1.76	\$2,903
Sierra Surgery	0	0.00	\$0	0	0.00	\$0	0	0.00	\$0	0	0.00	\$0	0	0.00	\$0
Total	5,174	1.81	\$2,303	4,869	1.82	\$2,542	5,354	1.81	\$2,827	4,935	1.81	\$3,266	5,024	1.75	\$3,218
Rural															
Battle Mountain	0	0.00	\$0	0	0.00	\$0	0	0.00	\$0	0	0.00	\$0	0	0.00	\$0
Boulder City	0	0.00	\$0	0	0.00	\$0	0	0.00	\$0	0	0.00	\$0	0	0.00	\$0
Carson Valley	0	0.00	\$0	0	0.00	\$0	0	0.00	\$0	0	0.00	\$0	0	0.00	\$0
Churchill	236	1.44	\$1,477	268	1.49	\$1,549	225	1.43	\$1,540	243	1.37	\$1,591	238	1.46	\$1,665
Desert View	0	0.00	\$0	0	0.00	\$0	0	0.00	\$0	0	0.00	\$0	0	0.00	\$0
Grover C. Dils	0	0.00	\$0	0	0.00	\$0	0	0.00	\$0	0	0.00	\$0	0	0.00	\$0
Humboldt	222	1.50	\$1,881	219	1.58	\$2,542	244	1.57	\$2,488	216	1.57	\$2,472	255	1.62	\$2,556
Incline Village	0	0.00	\$0	0	0.00	\$0	0	0.00	\$0	0	0.00	\$0	0	0.00	\$0
Mesa View	100	1.65	\$2,398	109	1.65	\$2,486	82	1.76	\$2,752	95	1.75	\$2,919	71	1.66	\$2,890
Mount Grant	0	0.00	\$0	0	0.00	\$0	0	0.00	\$0	0	0.00	\$0	0	0.00	\$0
Northeastern	462	1.47	\$2,521	514	1.39	\$2,517	577	1.39	\$2,912	450	1.40	\$3,056	358	1.52	\$3,183
Nye	1	1.00	\$3,228	1	1.00	\$1,614	0	0.00	\$0	0	0.00	\$0	0	0.00	\$0
Pershing	0	0.00	\$0	0	0.00	\$0	0	0.00	\$0	0	0.00	\$0	0	0.00	\$0
South Lyon	0	0.00	\$0	0	0.00	\$0	1	1.00	\$4,265	2	1.00	\$3,626	0	0.00	\$0
William Bee Ririe	68	1.57	\$2,655	67	1.61	\$2,874	62	1.68	\$3,786	48	1.65	\$3,164	45	1.58	\$3,107
Total	1,089	1.49	\$2,162	1,178	1.48	\$2,318	1,191	1.48	\$2,602	1,054	1.47	\$2,592	967	1.54	\$2,619
All Counties	23,962	1.69	\$2,479	23,432	1.69	\$2,763	23,751	1.96	\$3,001	23,359	2.14	\$3,346	22,733	1.74	\$3,438

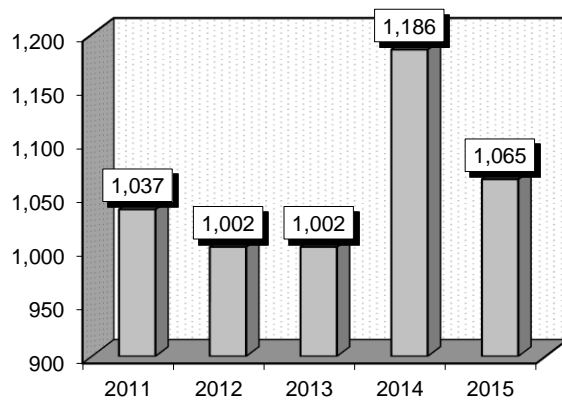
Postoperative Or Post-Traumatic Infections (856-858,862-863)

Diagnoses: that frequently accompanied Postoperative Or Post-Traumatic Infections were: 1) Other postoperative infection (99859), 2) Unspecified essential hypertension (4019), 3) Hyposmolality and/or hyponatremia (2761), 4) Other and unspecified hyperlipidemia (2724), 5) Diabetes mellitus without mention of complication, type II or unspecified type, not stated as uncontrolled (25000), 6) Anemia, unspecified (2859), 7) Tobacco use disorder (3051).

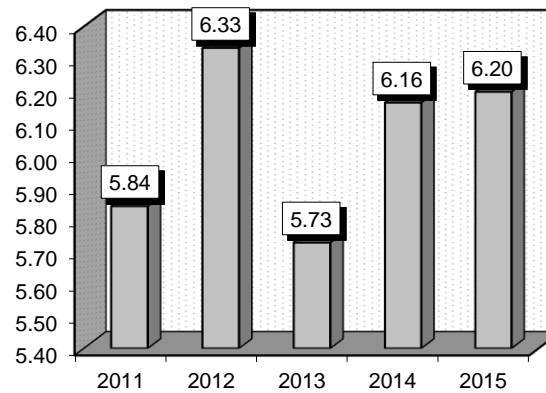
Definitions: **Postoperative:** Referring to the time period after an operation or surgical procedure. **Hypertension:** High blood pressure. **Diabetes mellitus:** A condition in which the pancreas no longer produces enough insulin or cells stop responding to the insulin that is produced, so that glucose in the blood cannot be absorbed into the cells of the body. **Hyposmolality:** The condition especially of a bodily fluid of having abnormally low osmolality. **Osmolality:** The concentration of a solution expressed as the total number of solute particles per kilogram. **Hyperlipidemia:** An abnormally high concentration of fats or lipids in the blood. **Percutaneous:** Performed through the skin. **Subcutaneous:** Beneath the skin. **Excise:** To remove by cutting. **Debridement:** The medical removal of dead, damaged, or infected tissue to improve the healing potential of the remaining healthy tissue.

Gender	2011			2012			2013			2014			2015		
	Cases	Avg LOS	Avg Bill	Cases	Avg LOS	Avg Bill	Cases	Avg LOS	Avg Bill	Cases	Avg LOS	Avg Bill	Cases	Avg LOS	Avg Bill
Male	460	5.64	\$63,162	465	6.29	\$65,424	451	5.86	\$71,509	582	5.96	\$69,155	500	6.05	\$84,085
Female	577	6.01	\$63,601	537	6.37	\$75,281	551	5.62	\$65,488	604	6.36	\$82,657	565	6.33	\$90,305
Age Group	Cases	Avg LOS	Avg Bill	Cases	Avg LOS	Avg Bill	Cases	Avg LOS	Avg Bill	Cases	Avg LOS	Avg Bill	Cases	Avg LOS	Avg Bill
0-17	31	3.97	\$30,057	36	6.06	\$46,164	28	5.21	\$44,432	35	4.94	\$53,598	26	6.27	\$56,795
18-35	127	4.84	\$47,433	89	6.99	\$64,324	115	4.44	\$47,539	139	5.37	\$61,259	110	5.22	\$67,742
36-49	207	5.78	\$59,926	187	6.15	\$70,581	179	5.26	\$66,807	239	5.92	\$70,844	210	6.39	\$94,186
50-64	349	6.19	\$66,740	339	6.11	\$72,421	315	5.82	\$70,038	367	6.74	\$82,256	340	6.08	\$86,444
65+	323	6.07	\$71,515	351	6.51	\$73,254	365	6.32	\$75,625	406	6.16	\$80,449	379	6.47	\$92,259
Total	1,037	5.84	\$63,406	1,002	6.33	\$70,707	1,002	5.73	\$68,198	1,186	6.16	\$76,031	1,065	6.20	\$87,385

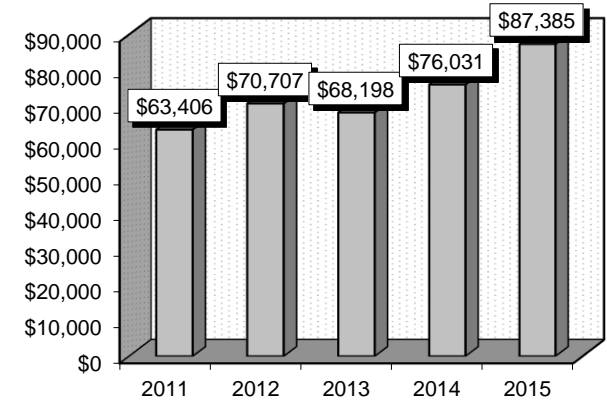
Patient Discharges



Average Length of Stay



Average Billed Charges



County / Hospital	2011			2012			2013			2014			2015		
	Cases	Avg LOS	Avg Bill	Cases	Avg LOS	Avg Bill	Cases	Avg LOS	Avg Bill	Cases	Avg LOS	Avg Bill	Cases	Avg LOS	Avg Bill
Clark															
Centennial Hills	31	4.61	\$70,158	29	5.48	\$95,872	33	4.00	\$70,783	63	3.63	\$72,516	35	4.77	\$100,899
Desert Springs	35	5.57	\$67,178	35	9.09	\$123,351	45	8.40	\$118,092	40	6.58	\$88,182	40	9.45	\$134,364
Mountain View	98	6.20	\$79,948	82	6.11	\$82,012	86	7.38	\$108,040	87	7.70	\$104,327	115	5.89	\$101,085
North Vista	8	8.50	\$86,627	8	10.38	\$89,922	13	6.54	\$104,978	9	7.33	\$59,659	5	5.80	\$66,581
Southern Hills	39	4.10	\$56,030	61	5.93	\$77,902	39	4.77	\$66,467	59	5.42	\$76,454	49	4.67	\$75,263
Spring Valley	44	4.61	\$70,785	40	7.35	\$87,852	43	4.51	\$77,865	60	4.60	\$76,240	72	7.06	\$135,442
St. Rose-Rose de Lima	16	3.00	\$38,639	17	6.65	\$71,042	15	5.40	\$49,382	24	5.92	\$68,572	21	4.76	\$80,348
St. Rose-San Martin	36	7.11	\$97,883	30	5.03	\$56,797	21	7.52	\$83,378	37	6.00	\$67,390	36	5.50	\$78,857
St. Rose-Siena	62	6.29	\$74,812	61	5.11	\$59,963	60	5.15	\$70,310	56	5.36	\$66,772	55	5.87	\$83,201
Summerlin	67	6.46	\$88,519	63	5.76	\$93,551	64	4.28	\$72,069	77	6.51	\$128,523	79	6.34	\$114,860
Sunrise	126	5.59	\$69,919	95	7.07	\$97,671	105	6.57	\$86,796	133	7.16	\$96,646	109	6.82	\$93,347
UMC	156	6.12	\$48,738	135	6.30	\$55,225	99	5.05	\$39,595	147	6.54	\$55,969	102	5.32	\$52,088
Valley	56	6.00	\$92,375	50	6.68	\$103,552	41	6.27	\$118,902	70	7.20	\$133,008	84	7.08	\$139,041
Total	774	5.81	\$70,608	706	6.39	\$80,996	664	5.84	\$80,539	862	6.27	\$86,962	802	6.22	\$99,310
Washoe															
Carson Tahoe	35	3.91	\$31,947	41	4.63	\$35,884	57	4.25	\$36,056	56	4.57	\$41,841	35	4.57	\$38,030
Northern Nevada	20	6.35	\$65,821	21	5.00	\$75,769	15	4.20	\$47,339	11	6.27	\$83,343	15	4.07	\$64,063
Renown Regional	101	7.44	\$49,000	144	7.49	\$49,456	174	6.45	\$48,395	167	6.81	\$50,443	120	7.31	\$55,758
Renown S. Meadows	16	4.25	\$24,914	15	4.27	\$27,437	11	2.73	\$22,186	18	4.17	\$34,244	25	4.04	\$30,934
Saint Mary's	58	5.62	\$41,364	45	6.33	\$50,204	49	5.51	\$48,969	50	5.58	\$47,109	41	7.24	\$69,585
Sierra Surgery	0	0.00	\$0	2	3.50	\$32,005	1	5.00	\$29,149	1	1.00	\$16,180	0	0.00	\$0
Total	230	6.13	\$44,267	268	6.45	\$48,204	307	5.64	\$45,142	303	6.00	\$48,422	236	6.34	\$53,429
Rural															
Battle Mountain	1	4.00	\$10,347	0	0.00	\$0	0	0.00	\$0	0	0.00	\$0	1	4.00	\$19,547
Boulder City	1	3.00	\$9,701	0	0.00	\$0	0	0.00	\$0	0	0.00	\$0	0	0.00	\$0
Carson Valley	1	3.00	\$28,167	3	3.00	\$22,901	7	6.00	\$64,224	1	1.00	\$8,827	2	4.00	\$37,235
Churchill	4	12.75	\$97,603	8	5.00	\$30,768	7	4.00	\$28,301	6	5.67	\$27,537	4	3.25	\$20,760
Desert View	2	1.00	\$4,577	1	1.00	\$8,238	1	4.00	\$27,118	1	3.00	\$26,099	0	0.00	\$0
Grover C. Dils	1	3.00	\$4,152	0	0.00	\$0	0	0.00	\$0	0	0.00	\$0	0	0.00	\$0
Humboldt	11	5.09	\$26,530	4	4.75	\$40,461	4	3.50	\$16,938	2	5.00	\$31,180	7	5.43	\$31,219
Incline Village	0	0.00	\$0	0	0.00	\$0	0	0.00	\$0	0	0.00	\$0	0	0.00	\$0
Mesa View	7	2.57	\$15,650	2	3.00	\$19,169	3	4.67	\$29,526	4	4.00	\$27,721	1	2.00	\$19,669
Mount Grant	0	0.00	\$0	0	0.00	\$0	4	2.75	\$9,181	0	0.00	\$0	1	2.00	\$10,501
Northeastern	2	3.00	\$21,736	5	2.60	\$30,304	5	3.20	\$26,036	4	3.25	\$27,220	8	4.63	\$42,119
Nye	0	0.00	\$0	0	0.00	\$0	0	0.00	\$0	0	0.00	\$0	0	0.00	\$0
Pershing	0	0.00	\$0	0	0.00	\$0	0	0.00	\$0	0	0.00	\$0	0	0.00	\$0
South Lyon	0	0.00	\$0	0	0.00	\$0	0	0.00	\$0	0	0.00	\$0	0	0.00	\$0
William Bee Ririe	3	1.33	\$7,745	5	3.20	\$14,345	0	0.00	\$0	3	2.67	\$19,238	3	3.00	\$15,333
Total	33	4.55	\$27,879	28	3.71	\$26,661	31	4.16	\$32,194	21	4.05	\$25,713	27	4.19	\$29,952
All Counties	1,037	5.84	\$63,406	1,002	6.33	\$70,707	1,002	5.73	\$68,198	1,186	6.16	\$76,031	1,065	6.20	\$87,385

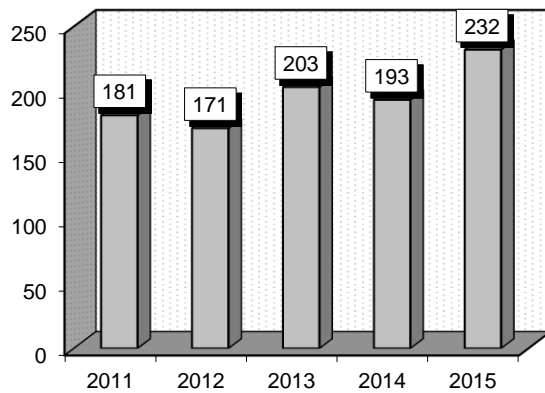
Viral Illness (865-866)

Diagnoses: that frequently accompanied Viral Illness were: 1) Unspecified viral infection (07999), 2) Unspecified essential hypertension (4019), 3) Dehydration (27651).

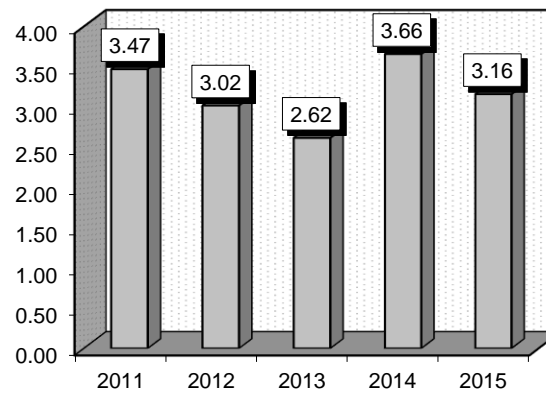
Definitions: **Viral:** Of, pertaining to, or caused by a virus. **Infection:** Invasion of the body with organisms that have the potential to cause disease. **Hypertension:** High blood pressure. **Dehydration:** Occurs when you use or lose more fluid than you take in, and your body doesn't have enough water and other fluids to carry out its normal functions.

Gender	2011			2012			2013			2014			2015		
	Cases	Avg LOS	Avg Bill	Cases	Avg LOS	Avg Bill	Cases	Avg LOS	Avg Bill	Cases	Avg LOS	Avg Bill	Cases	Avg LOS	Avg Bill
Male	91	3.33	\$31,135	89	2.94	\$29,677	112	2.79	\$27,591	91	3.63	\$40,245	111	3.40	\$46,883
Female	90	3.61	\$34,163	82	3.10	\$30,934	91	2.40	\$30,336	102	3.69	\$46,316	121	2.94	\$37,132
Age Group	Cases	Avg LOS	Avg Bill	Cases	Avg LOS	Avg Bill	Cases	Avg LOS	Avg Bill	Cases	Avg LOS	Avg Bill	Cases	Avg LOS	Avg Bill
0-17	76	2.28	\$14,504	68	2.43	\$20,439	77	2.42	\$22,161	71	3.21	\$34,760	109	2.40	\$22,170
18-35	32	3.38	\$35,349	32	2.75	\$26,343	35	3.11	\$33,726	28	3.79	\$48,739	37	3.54	\$54,673
36-49	19	3.32	\$30,999	25	4.20	\$48,085	29	2.48	\$30,122	23	3.65	\$50,316	21	2.29	\$47,529
50-64	19	3.11	\$33,206	16	4.50	\$44,283	25	2.48	\$33,037	30	3.17	\$38,651	27	4.33	\$67,016
65+	35	6.43	\$70,132	30	2.87	\$34,476	37	2.76	\$34,178	41	4.71	\$54,564	38	4.61	\$64,476
Total	181	3.47	\$32,641	171	3.02	\$30,279	203	2.62	\$28,822	193	3.66	\$43,454	232	3.16	\$41,797

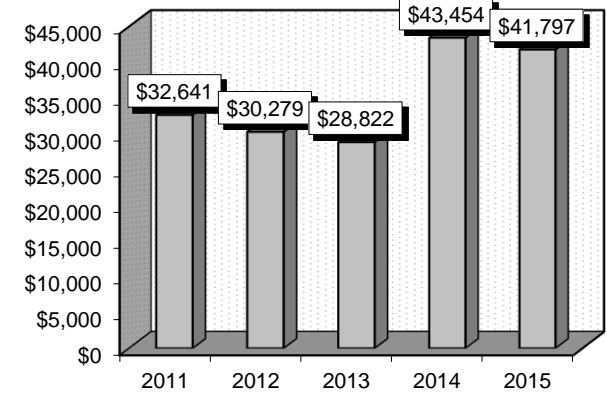
Patient Discharges



Average Length of Stay



Average Billed Charges



County / Hospital	2011			2012			2013			2014			2015		
	Cases	Avg LOS	Avg Bill	Cases	Avg LOS	Avg Bill	Cases	Avg LOS	Avg Bill	Cases	Avg LOS	Avg Bill	Cases	Avg LOS	Avg Bill
Clark															
Centennial Hills	4	4.25	\$31,626	10	2.70	\$39,545	5	2.40	\$33,394	6	2.33	\$47,420	9	3.11	\$67,034
Desert Springs	3	3.33	\$38,247	2	3.00	\$37,128	5	3.20	\$35,550	8	3.50	\$60,264	7	4.43	\$140,483
Mountain View	14	3.71	\$41,596	6	3.83	\$49,564	10	3.40	\$56,530	16	5.13	\$67,938	9	4.67	\$86,248
North Vista	0	0.00	\$0	1	1.00	\$8,448	0	0.00	\$0	0	0.00	\$0	3	4.00	\$31,068
Southern Hills	8	2.88	\$33,711	6	3.17	\$42,215	8	3.25	\$45,565	4	4.25	\$60,241	3	9.00	\$141,636
Spring Valley	2	26.00	\$180,166	0	0.00	\$0	4	1.75	\$27,256	5	1.60	\$35,229	3	1.67	\$33,501
St. Rose-Rose de Lima	5	3.80	\$34,018	4	2.50	\$19,863	5	2.60	\$27,983	7	3.29	\$41,244	6	2.67	\$42,430
St. Rose-San Martin	5	2.60	\$23,751	5	2.80	\$36,288	10	1.90	\$25,342	5	1.80	\$30,653	3	2.33	\$56,889
St. Rose-Siena	29	3.48	\$25,649	24	2.83	\$27,170	17	2.65	\$24,231	17	4.59	\$44,460	16	3.81	\$44,572
Summerlin	21	2.33	\$22,960	14	2.29	\$27,350	23	1.87	\$24,918	21	3.38	\$29,933	43	3.60	\$51,169
Sunrise	24	3.58	\$54,041	22	3.64	\$43,303	25	3.44	\$46,256	34	3.65	\$61,157	36	2.42	\$32,039
UMC	27	3.74	\$26,708	21	3.33	\$23,892	27	2.59	\$21,000	20	3.90	\$29,119	25	2.48	\$23,658
Valley	5	3.60	\$68,166	5	4.80	\$60,824	9	2.89	\$41,365	5	3.00	\$57,465	8	2.50	\$56,127
Total	147	3.68	\$36,241	120	3.12	\$34,027	148	2.68	\$32,822	148	3.70	\$47,609	171	3.23	\$49,790
Washoe															
Carson Tahoe	6	1.33	\$7,953	8	2.88	\$22,240	5	1.80	\$13,422	8	3.00	\$25,183	13	3.62	\$27,155
Northern Nevada	2	3.00	\$40,111	0	0.00	\$0	0	0.00	\$0	1	2.00	\$35,343	1	2.00	\$23,487
Renown Regional	13	3.23	\$19,199	24	3.04	\$24,735	23	3.04	\$24,004	21	3.90	\$36,079	26	2.69	\$16,153
Renown S. Meadows	1	4.00	\$42,640	6	2.50	\$22,662	6	2.67	\$22,838	2	3.50	\$27,346	3	1.67	\$20,260
Saint Mary's	4	2.25	\$14,768	7	2.43	\$15,137	8	2.88	\$20,119	7	4.29	\$25,720	9	2.89	\$17,147
Sierra Surgery	0	0.00	\$0	0	0.00	\$0	0	0.00	\$0	0	0.00	\$0	0	0.00	\$0
Total	26	2.65	\$18,432	45	2.84	\$22,522	42	2.81	\$21,838	39	3.72	\$31,518	52	2.88	\$19,454
Rural															
Battle Mountain	0	0.00	\$0	0	0.00	\$0	0	0.00	\$0	0	0.00	\$0	0	0.00	\$0
Boulder City	0	0.00	\$0	0	0.00	\$0	0	0.00	\$0	1	1.00	\$11,505	0	0.00	\$0
Carson Valley	0	0.00	\$0	0	0.00	\$0	0	0.00	\$0	0	0.00	\$0	1	3.00	\$11,929
Churchill	0	0.00	\$0	1	3.00	\$6,038	1	1.00	\$8,053	0	0.00	\$0	0	0.00	\$0
Desert View	2	1.00	\$4,457	0	0.00	\$0	0	0.00	\$0	0	0.00	\$0	1	4.00	\$25,609
Grover C. Dils	0	0.00	\$0	0	0.00	\$0	0	0.00	\$0	0	0.00	\$0	0	0.00	\$0
Humboldt	2	2.00	\$4,150	1	3.00	\$26,774	1	1.00	\$2,964	1	3.00	\$8,362	2	2.50	\$23,985
Incline Village	0	0.00	\$0	0	0.00	\$0	0	0.00	\$0	1	2.00	\$14,592	0	0.00	\$0
Mesa View	1	6.00	\$34,260	0	0.00	\$0	0	0.00	\$0	1	3.00	\$19,674	0	0.00	\$0
Mount Grant	0	0.00	\$0	0	0.00	\$0	0	0.00	\$0	0	0.00	\$0	0	0.00	\$0
Northeastern	2	2.50	\$20,045	3	2.00	\$15,043	3	2.00	\$14,829	1	4.00	\$51,708	2	5.00	\$33,042
Nye	0	0.00	\$0	0	0.00	\$0	8	1.00	\$2,564	0	0.00	\$0	0	0.00	\$0
Pershing	0	0.00	\$0	0	0.00	\$0	0	0.00	\$0	0	0.00	\$0	1	2.00	\$3,055
South Lyon	0	0.00	\$0	1	2.00	\$3,145	0	0.00	\$0	0	0.00	\$0	1	2.00	\$3,511
William Bee Ririe	1	1.00	\$9,825	0	0.00	\$0	0	0.00	\$0	1	1.00	\$5,312	1	4.00	\$13,210
Total	8	2.25	\$12,673	6	2.33	\$13,515	13	1.23	\$5,847	6	2.33	\$18,526	9	3.33	\$19,041
All Counties	181	3.47	\$32,641	171	3.02	\$30,279	203	2.62	\$28,822	193	3.66	\$43,454	232	3.16	\$41,797

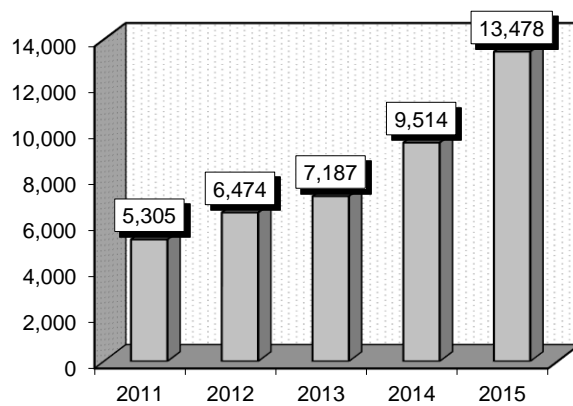
Septicemia Or Severe Sepsis (870-872)

Diagnoses: that frequently accompanied Septicemia Or Severe Sepsis were: 1) Acute respiratory failure (51881), 2) Septic shock (78552), 3) Acute kidney failure, unspecified (5849), 4) Pneumonia, organism unspecified (486), 5) Acidosis (2762), 6) Urinary tract infection, site not specified (5990).

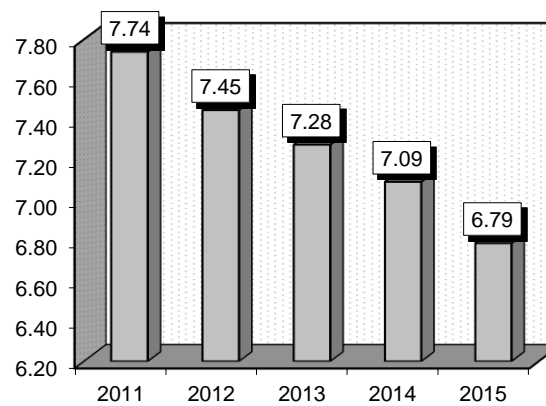
Definitions: Septicemia: Systemic disease caused by the spread of microorganisms and their toxins through circulating blood; formerly called "blood poisoning". **Septic shock:** A serious condition that occurs when a body-wide infection leads to dangerously low blood pressure. **Acidosis:** The accumulation of acid and hydrogen ions or depletion of the alkaline reserve (bicarbonate content) in the blood and body tissues, resulting in a decrease in pH.

Gender	2011			2012			2013			2014			2015		
	Cases	Avg LOS	Avg Bill	Cases	Avg LOS	Avg Bill	Cases	Avg LOS	Avg Bill	Cases	Avg LOS	Avg Bill	Cases	Avg LOS	Avg Bill
Male	2,671	7.91	\$103,088	3,211	7.76	\$105,787	3,548	7.42	\$102,752	4,686	7.45	\$105,328	6,615	7.14	\$107,338
Female	2,634	7.56	\$94,489	3,263	7.14	\$91,596	3,639	7.14	\$93,890	4,828	6.74	\$92,650	6,863	6.45	\$91,468
Age Group	Cases	Avg LOS	Avg Bill	Cases	Avg LOS	Avg Bill	Cases	Avg LOS	Avg Bill	Cases	Avg LOS	Avg Bill	Cases	Avg LOS	Avg Bill
0-17	62	9.94	\$113,253	51	7.63	\$126,526	61	10.25	\$157,500	71	8.42	\$167,475	110	7.55	\$108,666
18-35	290	6.13	\$77,394	347	6.79	\$79,434	474	6.10	\$71,054	698	5.94	\$71,320	1,127	5.65	\$75,340
36-49	502	8.06	\$99,696	599	7.37	\$96,843	681	7.39	\$92,314	929	6.67	\$94,792	1,366	6.35	\$94,188
50-64	1,313	8.37	\$110,177	1,627	8.20	\$107,637	1,711	7.89	\$108,776	2,381	7.94	\$111,355	3,274	7.39	\$106,758
65+	3,138	7.53	\$95,620	3,850	7.20	\$96,469	4,260	7.10	\$97,174	5,435	6.92	\$96,782	7,601	6.76	\$97,347
Total	5,305	7.74	\$98,818	6,474	7.45	\$98,634	7,187	7.28	\$98,265	9,514	7.09	\$98,894	13,478	6.79	\$99,257

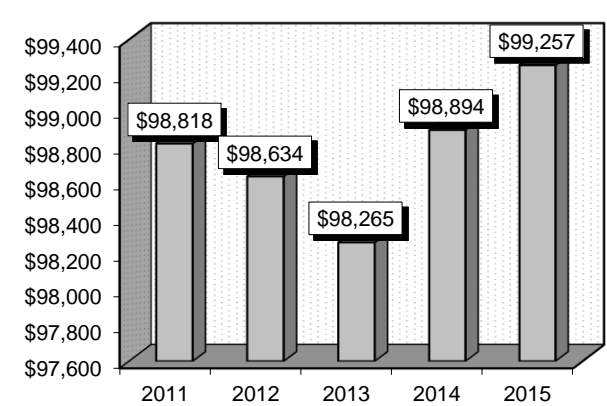
Patient Discharges



Average Length of Stay



Average Billed Charges



County / Hospital	2011			2012			2013			2014			2015		
	Cases	Avg LOS	Avg Bill	Cases	Avg LOS	Avg Bill	Cases	Avg LOS	Avg Bill	Cases	Avg LOS	Avg Bill	Cases	Avg LOS	Avg Bill
Clark															
Centennial Hills	131	7.77	\$121,440	129	6.74	\$112,547	104	7.52	\$155,509	127	7.94	\$159,155	284	6.83	\$140,717
Desert Springs	295	8.67	\$135,456	295	9.81	\$164,236	312	10.05	\$156,959	341	10.17	\$167,956	821	7.77	\$147,357
Mountain View	433	8.16	\$137,412	499	7.40	\$133,581	485	8.12	\$153,076	587	8.36	\$168,993	992	7.16	\$140,514
North Vista	153	10.24	\$143,667	158	8.42	\$112,734	127	9.89	\$132,903	162	8.46	\$110,957	463	6.73	\$80,223
Southern Hills	78	9.90	\$145,302	100	8.99	\$140,641	131	7.15	\$121,606	157	9.48	\$172,986	278	7.94	\$145,942
Spring Valley	163	7.67	\$132,077	263	7.59	\$133,742	397	7.67	\$135,118	330	8.08	\$161,541	534	7.93	\$164,531
St. Rose-Rose de Lima	526	7.22	\$86,444	606	6.83	\$87,087	468	6.39	\$86,304	376	6.68	\$101,451	424	6.66	\$101,195
St. Rose-San Martin	226	6.86	\$85,231	233	7.09	\$92,551	156	7.08	\$93,841	192	7.52	\$105,066	265	7.06	\$103,359
St. Rose-Siena	296	7.24	\$94,558	384	7.72	\$95,424	394	7.47	\$97,080	433	6.81	\$99,015	539	6.98	\$100,094
Summerlin	251	7.72	\$127,845	357	7.52	\$133,617	420	7.71	\$137,663	554	7.65	\$143,707	798	7.49	\$153,830
Sunrise	478	8.39	\$134,285	517	9.13	\$158,604	600	8.45	\$153,261	960	8.65	\$158,383	1,237	8.58	\$158,421
UMC	265	9.86	\$101,022	257	9.10	\$96,254	301	9.01	\$90,466	407	8.69	\$80,769	471	8.29	\$92,165
Valley	296	9.15	\$159,845	306	9.20	\$178,765	305	10.53	\$203,957	423	9.90	\$199,095	721	7.95	\$165,159
Total	3,591	8.20	\$120,661	4,104	8.04	\$125,925	4,200	8.18	\$132,935	5,049	8.33	\$143,607	7,827	7.62	\$136,881
Washoe															
Carson Tahoe	265	5.13	\$41,231	284	5.08	\$42,017	368	5.46	\$45,447	532	5.11	\$41,916	612	5.51	\$46,255
Northern Nevada	88	6.10	\$65,352	141	4.69	\$52,110	178	4.82	\$55,122	262	4.72	\$59,029	230	4.73	\$66,051
Renown Regional	681	8.99	\$68,525	859	8.37	\$68,264	1,119	6.96	\$60,230	1,734	6.54	\$57,541	2,369	6.42	\$53,857
Renown S. Meadows	91	4.79	\$44,225	128	5.77	\$47,261	98	4.70	\$39,490	259	4.47	\$36,799	382	4.01	\$35,120
Saint Mary's	411	5.81	\$45,864	696	5.81	\$44,218	964	5.87	\$43,498	1,336	5.47	\$43,394	1,611	5.42	\$42,757
Sierra Surgery	0	0.00	\$0	0	0.00	\$0	0	0.00	\$0	0	0.00	\$0	0	0.00	\$0
Total	1,536	7.06	\$56,131	2,108	6.68	\$54,433	2,727	6.15	\$51,241	4,123	5.76	\$49,732	5,204	5.75	\$48,690
Rural															
Battle Mountain	0	0.00	\$0	1	1.00	\$3,185	0	0.00	\$0	0	0.00	\$0	1	1.00	\$8,313
Boulder City	4	5.00	\$12,463	9	5.89	\$17,568	10	6.20	\$24,474	5	6.40	\$38,366	2	2.00	\$14,811
Carson Valley	22	4.14	\$29,844	17	3.24	\$23,871	14	2.86	\$30,743	16	3.31	\$23,188	32	3.88	\$24,662
Churchill	18	4.28	\$28,907	82	5.55	\$28,808	77	5.25	\$32,526	154	5.19	\$30,477	196	4.26	\$25,695
Desert View	12	3.67	\$20,837	12	2.67	\$13,198	10	3.30	\$23,781	8	2.88	\$22,479	6	4.17	\$35,325
Grover C. Dils	1	12.00	\$18,697	2	9.50	\$18,865	0	0.00	\$0	0	0.00	\$0	2	3.50	\$6,868
Humboldt	6	3.00	\$14,447	5	3.40	\$28,896	5	3.80	\$27,246	12	7.42	\$32,324	6	8.50	\$48,602
Incline Village	0	0.00	\$0	0	0.00	\$0	0	0.00	\$0	1	2.00	\$10,567	0	0.00	\$0
Mesa View	19	3.32	\$17,966	28	3.36	\$18,406	10	3.40	\$21,476	17	3.18	\$17,363	15	3.87	\$24,201
Mount Grant	26	5.35	\$20,163	22	4.86	\$17,033	20	6.80	\$27,096	21	4.86	\$15,759	16	5.75	\$21,145
Northeastern	57	4.05	\$35,797	69	3.88	\$37,725	94	3.97	\$38,023	97	4.68	\$42,606	132	4.33	\$40,637
Nye	0	0.00	\$0	1	3.00	\$8,585	0	0.00	\$0	0	0.00	\$0	0	0.00	\$0
Pershing	0	0.00	\$0	0	0.00	\$0	0	0.00	\$0	0	0.00	\$0	1	3.00	\$16,808
South Lyon	1	3.00	\$8,710	0	0.00	\$0	1	5.00	\$12,538	1	2.00	\$7,805	0	0.00	\$0
William Bee Ririe	12	4.67	\$18,653	14	3.50	\$17,512	19	2.32	\$14,220	10	3.50	\$16,247	38	3.32	\$14,994
Total	178	4.24	\$26,521	262	4.40	\$26,782	260	4.42	\$31,413	342	4.81	\$31,473	447	4.25	\$29,156
All Counties	5,305	7.74	\$98,818	6,474	7.45	\$98,634	7,187	7.28	\$98,265	9,514	7.09	\$98,894	13,478	6.79	\$99,257

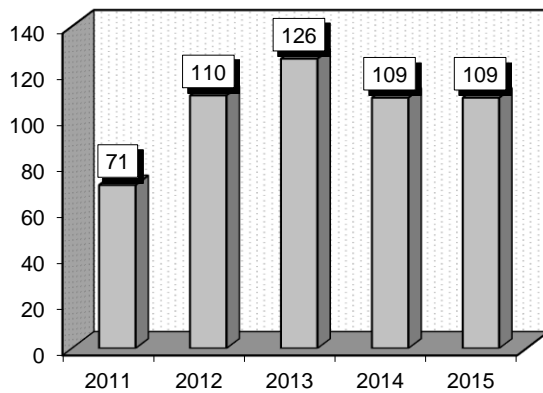
Depressive Neuroses (881)

Diagnoses: that frequently accompanied Depressive Neuroses were: 1) Suicidal ideation (V6284), 2) Tobacco use disorder (3051), 3) Cannabis abuse, unspecified (30520), 4) Unspecified essential hypertension (4019), 5) Alcohol abuse, unspecified (30500), 6) Posttraumatic stress disorder (30981), 7) Social maladjustment (V624).

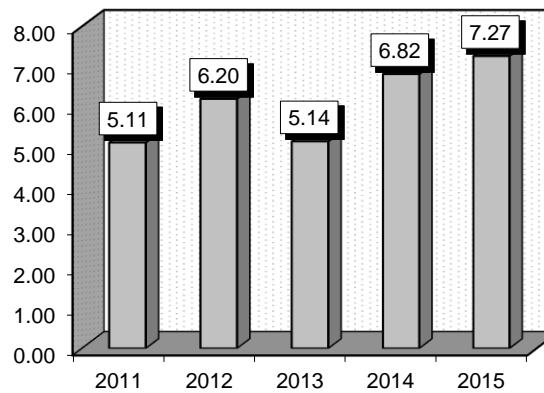
Definitions: Depression: A mood disorder that causes a persistent feeling of sadness and loss of interest. **Hypertension:** High blood pressure. **Dysthymic disorder:** A chronic mood disorder characterized by depressed feeling (sad, blue, low), loss of interest or pleasure in one's usual activities, and other symptoms typical of depression but tending to be longer in duration and less severe than in major depressive disorder.

Gender	2011			2012			2013			2014			2015		
	Cases	Avg LOS	Avg Bill	Cases	Avg LOS	Avg Bill	Cases	Avg LOS	Avg Bill	Cases	Avg LOS	Avg Bill	Cases	Avg LOS	Avg Bill
Male	38	4.79	\$23,488	48	4.58	\$22,755	71	5.37	\$24,550	52	7.85	\$38,632	57	8.07	\$41,015
Female	33	5.48	\$29,399	62	7.45	\$32,443	55	4.85	\$23,867	57	5.88	\$25,865	52	6.38	\$30,399
Age Group	Cases	Avg LOS	Avg Bill	Cases	Avg LOS	Avg Bill	Cases	Avg LOS	Avg Bill	Cases	Avg LOS	Avg Bill	Cases	Avg LOS	Avg Bill
0-17	11	3.18	\$6,222	2	3.00	\$5,705	4	1.75	\$14,971	3	1.00	\$7,526	2	2.00	\$44,643
18-35	6	2.33	\$18,869	20	3.80	\$22,881	24	3.33	\$13,986	9	3.33	\$20,100	11	3.45	\$26,315
36-49	11	2.64	\$19,457	10	4.20	\$16,980	19	3.58	\$22,744	17	5.53	\$34,923	18	5.50	\$31,219
50-64	17	9.12	\$39,295	42	5.24	\$22,981	38	5.97	\$26,620	34	8.00	\$35,020	38	7.82	\$36,233
65+	26	5.00	\$30,731	36	9.39	\$41,659	41	6.49	\$29,671	46	7.48	\$32,506	40	8.85	\$40,027
Total	71	5.11	\$26,235	110	6.20	\$28,216	126	5.14	\$24,252	109	6.82	\$31,955	109	7.27	\$35,951

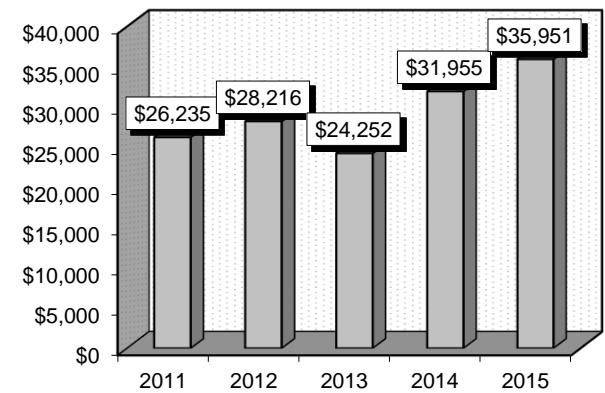
Patient Discharges



Average Length of Stay



Average Billed Charges



County / Hospital	2011			2012			2013			2014			2015		
	Cases	Avg LOS	Avg Bill	Cases	Avg LOS	Avg Bill	Cases	Avg LOS	Avg Bill	Cases	Avg LOS	Avg Bill	Cases	Avg LOS	Avg Bill
Clark															
Centennial Hills	1	10.00	\$127,628	4	4.75	\$52,803	4	4.25	\$36,814	1	1.00	\$17,330	1	2.00	\$31,715
Desert Springs	2	6.50	\$29,563	25	11.64	\$40,042	24	9.00	\$35,350	37	11.14	\$45,738	43	10.16	\$48,864
Mountain View	3	5.00	\$26,984	4	3.00	\$23,481	3	1.00	\$12,974	4	4.00	\$33,351	3	2.00	\$35,289
North Vista	4	5.50	\$16,396	11	4.64	\$15,155	8	5.50	\$24,812	6	6.83	\$22,861	5	2.00	\$10,549
Southern Hills	1	7.00	\$37,078	12	7.25	\$22,612	16	6.56	\$26,688	15	7.53	\$28,825	5	10.80	\$39,034
Spring Valley	4	3.75	\$25,203	4	4.75	\$94,465	1	1.00	\$43,664	3	1.00	\$23,214	2	2.50	\$34,238
St. Rose-Rose de Lima	1	1.00	\$31,315	0	0.00	\$0	0	0.00	\$0	0	0.00	\$0	1	1.00	\$27,094
St. Rose-San Martin	1	1.00	\$15,193	2	2.00	\$16,112	1	3.00	\$46,002	1	1.00	\$9,156	0	0.00	\$0
St. Rose-Siena	0	0.00	\$0	0	0.00	\$0	2	4.50	\$25,074	1	1.00	\$2,407	0	0.00	\$0
Summerlin	2	6.00	\$43,453	1	1.00	\$24,441	5	2.80	\$25,543	0	0.00	\$0	2	5.50	\$46,775
Sunrise	1	5.00	\$27,292	2	1.00	\$24,405	4	13.25	\$58,409	7	8.43	\$68,610	4	8.00	\$65,426
UMC	16	2.88	\$6,556	3	3.00	\$13,674	2	6.00	\$24,092	3	2.33	\$9,303	0	0.00	\$0
Valley	6	14.17	\$80,696	4	2.25	\$25,420	3	6.33	\$45,813	2	10.50	\$33,848	15	5.87	\$26,628
Total	42	5.52	\$29,070	72	7.00	\$32,921	73	6.79	\$32,149	80	8.44	\$38,371	81	7.98	\$41,196
Washoe															
Carson Tahoe	5	4.80	\$19,339	2	4.50	\$16,178	3	2.00	\$7,184	5	1.40	\$8,591	7	6.14	\$19,306
Northern Nevada	12	4.50	\$25,378	3	10.67	\$64,994	9	4.11	\$29,672	5	2.60	\$27,263	4	6.50	\$40,546
Renown Regional	2	1.50	\$10,310	5	4.80	\$23,512	1	4.00	\$52,361	5	2.20	\$20,888	4	1.50	\$27,618
Renown S. Meadows	0	0.00	\$0	0	0.00	\$0	0	0.00	\$0	0	0.00	\$0	0	0.00	\$0
Saint Mary's	1	2.00	\$57,570	1	2.00	\$13,322	3	1.00	\$11,596	1	1.00	\$5,726	1	1.00	\$9,091
Sierra Surgery	0	0.00	\$0	0	0.00	\$0	0	0.00	\$0	0	0.00	\$0	0	0.00	\$0
Total	20	4.15	\$23,971	11	6.09	\$32,565	16	3.13	\$23,484	16	2.00	\$18,090	16	4.75	\$26,056
Rural															
Battle Mountain	0	0.00	\$0	0	0.00	\$0	0	0.00	\$0	0	0.00	\$0	0	0.00	\$0
Boulder City	0	0.00	\$0	0	0.00	\$0	0	0.00	\$0	4	3.25	\$10,009	11	6.09	\$12,061
Carson Valley	1	1.00	\$7,179	0	0.00	\$0	0	0.00	\$0	0	0.00	\$0	0	0.00	\$0
Churchill	0	0.00	\$0	0	0.00	\$0	0	0.00	\$0	0	0.00	\$0	0	0.00	\$0
Desert View	1	4.00	\$17,617	0	0.00	\$0	0	0.00	\$0	0	0.00	\$0	0	0.00	\$0
Grover C. Dils	0	0.00	\$0	0	0.00	\$0	0	0.00	\$0	0	0.00	\$0	0	0.00	\$0
Humboldt	0	0.00	\$0	0	0.00	\$0	0	0.00	\$0	0	0.00	\$0	0	0.00	\$0
Incline Village	0	0.00	\$0	0	0.00	\$0	0	0.00	\$0	0	0.00	\$0	0	0.00	\$0
Mesa View	0	0.00	\$0	0	0.00	\$0	0	0.00	\$0	1	1.00	\$13,056	1	3.00	\$32,188
Mount Grant	0	0.00	\$0	0	0.00	\$0	0	0.00	\$0	0	0.00	\$0	0	0.00	\$0
Northeastern	7	6.14	\$19,645	26	4.15	\$13,706	26	3.50	\$12,572	8	2.75	\$8,869	0	0.00	\$0
Nye	0	0.00	\$0	0	0.00	\$0	11	1.00	\$568	0	0.00	\$0	0	0.00	\$0
Pershing	0	0.00	\$0	0	0.00	\$0	0	0.00	\$0	0	0.00	\$0	0	0.00	\$0
South Lyon	0	0.00	\$0	0	0.00	\$0	0	0.00	\$0	0	0.00	\$0	0	0.00	\$0
William Bee Ririe	0	0.00	\$0	1	3.00	\$18,869	0	0.00	\$0	0	0.00	\$0	0	0.00	\$0
Total	9	5.33	\$18,034	27	4.11	\$13,898	37	2.76	\$9,003	13	2.77	\$9,542	12	5.83	\$13,738
All Counties	71	5.11	\$26,235	110	6.20	\$28,216	126	5.14	\$24,252	109	6.82	\$31,955	109	7.27	\$35,951

Alcohol/Drug Abuse Or Dependence (895-897)

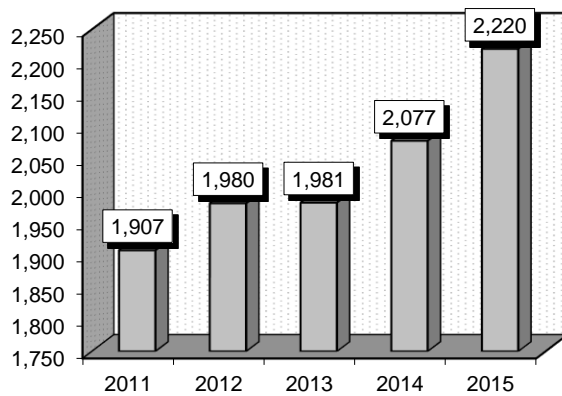
Diagnoses: that frequently accompanied Alcohol/Drug Abuse Or Dependence were: 1) Tobacco use disorder (3051), 2) Unspecified essential hypertension (4019), 3) Anxiety state, unspecified (30000), 4) Other convulsions (78039), 5) Hypopotassemia (2768), 6) Depressive disorder, not elsewhere classified (311), 7) Social maladjustment (V624), 8) Other chronic pain (33829).

Definitions: **Hypertension:** High blood pressure. **Hypopotassemia:** A deficiency of potassium in the blood. **Depression:** A mood disorder that causes a persistent feeling of sadness and loss of interest.

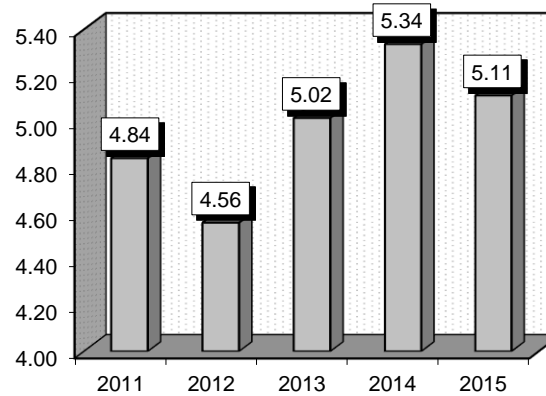
Comment: Alcohol and drug withdrawal symptoms vary from person to person. They will normally include one or more of the following: Severe headache, shakiness, hand tremors, anxiety, mood swings, depression, difficulty sleeping, nightmares, nausea, heart palpitations and loss of consciousness.

Gender	2011			2012			2013			2014			2015		
	Cases	Avg LOS	Avg Bill	Cases	Avg LOS	Avg Bill	Cases	Avg LOS	Avg Bill	Cases	Avg LOS	Avg Bill	Cases	Avg LOS	Avg Bill
Male	1,170	4.92	\$33,568	1,262	4.65	\$31,541	1,296	5.34	\$38,721	1,379	5.66	\$41,654	1,455	5.26	\$41,174
Female	737	4.71	\$25,269	718	4.40	\$26,722	685	4.41	\$27,644	698	4.70	\$28,415	765	4.83	\$32,196
Age Group	Cases	Avg LOS	Avg Bill	Cases	Avg LOS	Avg Bill	Cases	Avg LOS	Avg Bill	Cases	Avg LOS	Avg Bill	Cases	Avg LOS	Avg Bill
0-17	10	1.50	\$13,856	8	1.00	\$13,758	18	2.44	\$17,471	15	1.53	\$21,695	5	1.60	\$26,773
18-35	356	4.12	\$21,197	383	3.69	\$20,806	393	3.74	\$25,682	447	4.21	\$26,754	466	4.12	\$26,592
36-49	634	4.42	\$28,194	596	4.04	\$25,812	543	4.86	\$34,695	529	5.04	\$35,912	599	4.76	\$35,577
50-64	663	5.33	\$33,249	717	5.43	\$34,341	766	5.84	\$39,370	803	6.09	\$42,295	855	5.79	\$41,836
65+	244	5.79	\$42,192	276	4.72	\$39,518	261	5.02	\$37,219	283	5.72	\$42,505	295	5.49	\$50,618
Total	1,907	4.84	\$30,361	1,980	4.56	\$29,794	1,981	5.02	\$34,891	2,077	5.34	\$37,204	2,220	5.11	\$38,081

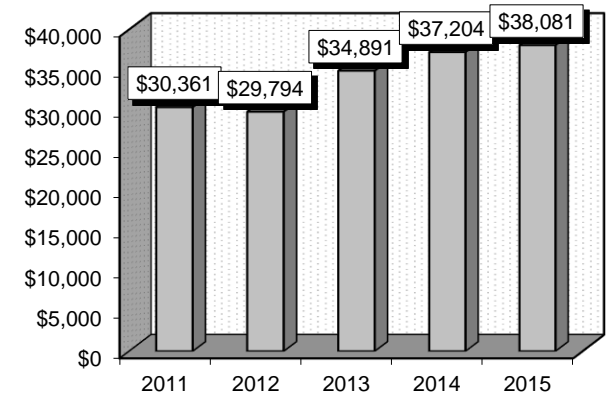
Patient Discharges



Average Length of Stay



Average Billed Charges



County / Hospital	2011			2012			2013			2014			2015		
	Cases	Avg LOS	Avg Bill	Cases	Avg LOS	Avg Bill	Cases	Avg LOS	Avg Bill	Cases	Avg LOS	Avg Bill	Cases	Avg LOS	Avg Bill
Clark															
Centennial Hills	43	4.19	\$45,498	23	5.65	\$76,523	27	4.56	\$47,801	32	4.63	\$58,335	36	4.67	\$64,096
Desert Springs	66	4.26	\$36,560	64	4.58	\$42,553	85	6.76	\$46,046	104	6.04	\$39,617	98	7.54	\$59,966
Mountain View	70	4.07	\$39,914	76	3.68	\$39,993	70	4.73	\$50,235	72	5.04	\$48,473	97	4.33	\$61,971
North Vista	29	3.72	\$26,605	42	9.52	\$37,894	48	3.08	\$30,110	64	3.00	\$45,944	53	2.43	\$39,674
Southern Hills	28	2.36	\$25,374	17	5.59	\$42,634	27	5.44	\$34,972	43	5.67	\$47,899	48	4.98	\$47,508
Spring Valley	53	3.60	\$35,927	73	3.59	\$43,351	57	4.40	\$68,013	46	4.63	\$65,444	78	4.42	\$55,814
St. Rose-Rose de Lima	55	7.60	\$64,293	46	2.98	\$31,114	42	4.83	\$38,524	41	4.46	\$46,589	25	4.36	\$56,643
St. Rose-San Martin	41	3.15	\$34,328	26	3.58	\$38,782	24	4.75	\$39,527	29	3.28	\$37,495	32	5.06	\$60,415
St. Rose-Siena	66	4.48	\$37,848	54	4.04	\$35,331	39	3.21	\$35,558	31	3.97	\$41,473	46	4.74	\$53,437
Summerlin	36	2.97	\$36,536	38	4.05	\$42,964	45	5.38	\$65,493	52	5.02	\$81,320	50	4.38	\$62,689
Sunrise	327	3.90	\$30,921	352	3.34	\$26,463	395	4.13	\$36,094	426	4.61	\$41,585	448	4.18	\$40,819
UMC	162	6.43	\$40,170	186	4.76	\$37,129	207	4.01	\$30,753	171	4.51	\$29,830	136	5.60	\$39,885
Valley	79	4.11	\$39,404	70	3.56	\$43,994	95	4.66	\$57,485	67	8.46	\$80,269	71	3.70	\$41,587
Total	1,055	4.46	\$37,003	1,067	4.10	\$35,881	1,161	4.45	\$41,319	1,178	4.88	\$46,005	1,218	4.64	\$48,061
Washoe															
Carson Tahoe	378	6.49	\$17,302	386	6.42	\$18,223	345	6.68	\$17,950	413	7.20	\$17,584	454	7.15	\$19,379
Northern Nevada	70	3.56	\$23,060	67	5.19	\$32,585	47	5.49	\$42,831	50	4.02	\$32,962	41	4.24	\$34,939
Renown Regional	229	5.12	\$30,998	279	4.30	\$27,819	255	5.15	\$32,296	264	5.50	\$37,306	290	5.35	\$37,509
Renown S. Meadows	31	2.87	\$19,040	27	2.15	\$16,612	37	3.57	\$27,056	27	4.30	\$27,887	28	3.21	\$24,938
Saint Mary's	59	5.22	\$29,314	67	4.40	\$27,641	57	9.42	\$40,907	71	4.45	\$28,354	112	3.21	\$21,615
Sierra Surgery	0	0.00	\$0	0	0.00	\$0	0	0.00	\$0	0	0.00	\$0	0	0.00	\$0
Total	767	5.57	\$22,911	826	5.30	\$23,340	741	6.13	\$26,686	825	6.13	\$26,091	925	5.86	\$26,192
Rural															
Battle Mountain	0	0.00	\$0	0	0.00	\$0	0	0.00	\$0	0	0.00	\$0	0	0.00	\$0
Boulder City	3	3.67	\$11,636	3	2.33	\$7,741	3	2.33	\$12,006	3	3.00	\$29,617	1	4.00	\$11,275
Carson Valley	5	4.00	\$40,844	9	2.67	\$19,090	8	2.63	\$15,345	7	3.43	\$18,339	6	2.00	\$17,091
Churchill	17	2.47	\$13,449	17	3.29	\$19,214	18	3.33	\$17,855	12	6.25	\$34,635	7	4.14	\$22,764
Desert View	9	2.89	\$14,301	3	1.00	\$4,970	7	2.57	\$14,340	6	2.17	\$12,521	7	3.00	\$17,113
Grover C. Dils	11	4.00	\$5,186	10	3.00	\$4,812	7	2.71	\$2,460	11	2.91	\$2,873	10	3.30	\$3,780
Humboldt	5	1.80	\$9,637	11	3.91	\$20,042	5	4.20	\$21,970	1	5.00	\$25,046	9	5.67	\$32,533
Incline Village	0	0.00	\$0	0	0.00	\$0	0	0.00	\$0	0	0.00	\$0	0	0.00	\$0
Mesa View	10	3.60	\$16,824	6	2.83	\$13,531	3	1.67	\$13,284	5	2.20	\$13,395	8	3.75	\$18,556
Mount Grant	2	2.00	\$6,131	2	1.50	\$4,377	2	1.50	\$4,771	1	3.00	\$14,228	0	0.00	\$0
Northeastern	11	3.00	\$25,318	18	3.22	\$22,933	17	3.41	\$31,689	25	3.32	\$26,090	27	3.63	\$32,518
Nye	3	1.00	\$6,187	4	7.50	\$22,851	3	1.00	\$2,970	0	0.00	\$0	0	0.00	\$0
Pershing	1	1.00	\$2,767	0	0.00	\$0	0	0.00	\$0	0	0.00	\$0	1	2.00	\$7,265
South Lyon	0	0.00	\$0	0	0.00	\$0	1	1.00	\$2,786	2	7.00	\$17,788	0	0.00	\$0
William Bee Ririe	8	3.13	\$13,213	4	1.75	\$7,213	5	2.60	\$12,980	1	3.00	\$21,759	1	3.00	\$16,655
Total	85	2.99	\$15,150	87	3.20	\$16,415	79	2.90	\$17,371	74	3.68	\$21,019	77	3.68	\$23,038
All Counties	1,907	4.84	\$30,361	1,980	4.56	\$29,794	1,981	5.02	\$34,891	2,077	5.34	\$37,204	2,220	5.11	\$38,081

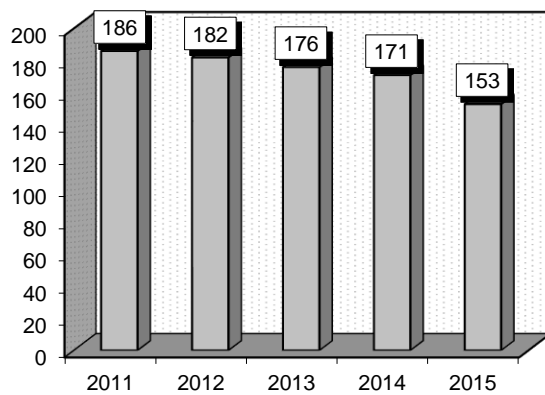
Traumatic Injury (913-914)

Diagnoses: that frequently accompanied Traumatic Injury were: 1) Unspecified essential hypertension (4019), 2) Head injury, unspecified (95901), 3) Acute respiratory failure (51881), 4) Angioneurotic edema, not elsewhere classified (9951).

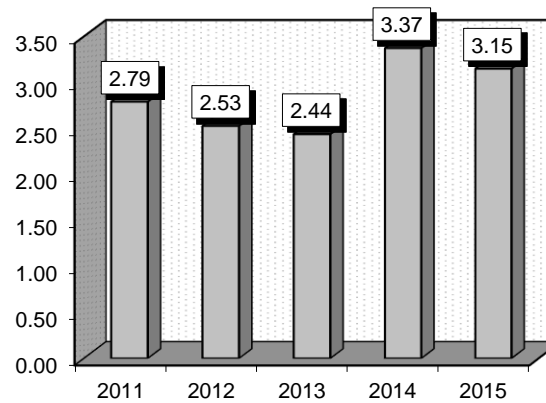
Definitions: **Trauma:** An injury, physical or mental. **Hypertension:** High blood pressure. **Closure of skin and subcutaneous tissue:** Suture or stitches used to close the injured tissue surrounding the wound.

Gender	2011			2012			2013			2014			2015		
	Cases	Avg LOS	Avg Bill	Cases	Avg LOS	Avg Bill	Cases	Avg LOS	Avg Bill	Cases	Avg LOS	Avg Bill	Cases	Avg LOS	Avg Bill
Male	103	3.17	\$30,801	101	2.50	\$32,757	106	2.04	\$30,554	109	3.13	\$38,689	84	3.15	\$42,665
Female	83	2.33	\$26,818	81	2.57	\$25,437	70	3.04	\$32,907	62	3.81	\$42,639	69	3.14	\$44,353
Age Group	Cases	Avg LOS	Avg Bill	Cases	Avg LOS	Avg Bill	Cases	Avg LOS	Avg Bill	Cases	Avg LOS	Avg Bill	Cases	Avg LOS	Avg Bill
0-17	25	1.72	\$22,954	22	1.91	\$21,210	21	1.67	\$19,277	12	1.50	\$13,766	12	3.42	\$39,054
18-35	39	1.92	\$25,892	36	2.11	\$33,432	41	2.05	\$34,390	33	2.61	\$35,354	33	2.30	\$40,500
36-49	35	3.74	\$36,643	39	2.21	\$28,356	33	2.03	\$29,233	24	2.92	\$36,585	23	1.96	\$33,959
50-64	28	3.86	\$33,538	30	3.33	\$37,216	24	3.67	\$44,307	48	3.29	\$43,727	38	3.97	\$46,678
65+	59	2.75	\$27,004	55	2.84	\$26,843	57	2.72	\$29,813	54	4.54	\$47,259	47	3.60	\$48,601
Total	186	2.79	\$29,024	182	2.53	\$29,499	176	2.44	\$31,490	171	3.37	\$40,122	153	3.15	\$43,426

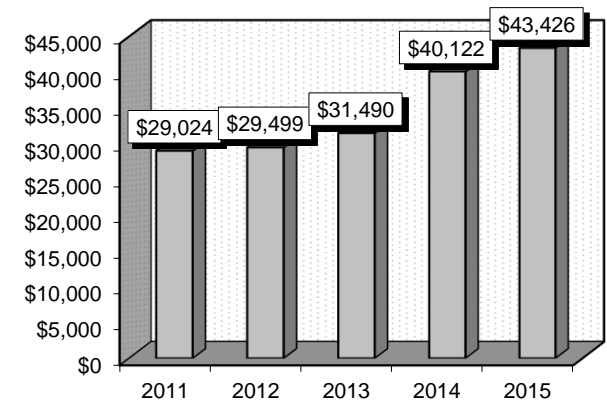
Patient Discharges



Average Length of Stay



Average Billed Charges



County / Hospital	2011			2012			2013			2014			2015		
	Cases	Avg LOS	Avg Bill	Cases	Avg LOS	Avg Bill	Cases	Avg LOS	Avg Bill	Cases	Avg LOS	Avg Bill	Cases	Avg LOS	Avg Bill
Clark															
Centennial Hills	2	2.50	\$29,893	1	1.00	\$11,013	4	2.00	\$36,953	1	5.00	\$71,285	4	5.50	\$81,212
Desert Springs	5	10.40	\$48,753	1	12.00	\$70,354	5	4.80	\$41,682	8	3.50	\$35,958	4	8.50	\$66,504
Mountain View	9	2.00	\$24,586	8	2.75	\$37,648	9	2.89	\$38,982	13	3.54	\$59,018	12	2.83	\$40,589
North Vista	2	3.50	\$28,952	0	0.00	\$0	3	3.33	\$35,623	1	1.00	\$6,725	0	0.00	\$0
Southern Hills	1	1.00	\$14,047	2	1.00	\$12,501	2	1.50	\$25,565	1	2.00	\$55,523	6	2.17	\$38,623
Spring Valley	6	2.67	\$44,650	4	4.25	\$37,482	4	2.25	\$45,687	7	2.57	\$40,873	8	2.50	\$44,034
St. Rose-Rose de Lima	14	4.00	\$29,477	18	2.17	\$25,032	13	3.69	\$32,901	3	4.33	\$50,710	1	10.00	\$94,233
St. Rose-San Martin	1	3.00	\$62,073	2	7.00	\$54,032	2	2.00	\$34,568	1	8.00	\$73,581	1	1.00	\$14,319
St. Rose-Siena	5	1.80	\$25,882	13	2.31	\$30,406	6	1.67	\$29,944	6	2.67	\$28,547	8	2.13	\$45,252
Summerlin	8	3.13	\$28,228	5	2.60	\$34,971	12	2.58	\$37,627	5	3.80	\$77,303	11	3.18	\$50,504
Sunrise	31	2.48	\$32,590	24	2.75	\$35,497	25	1.80	\$32,536	34	3.79	\$49,804	26	4.12	\$57,436
UMC	40	1.98	\$25,595	32	2.28	\$23,674	35	2.46	\$30,109	33	3.33	\$32,487	27	2.30	\$37,495
Valley	8	2.88	\$35,711	7	3.43	\$63,944	5	3.40	\$43,070	4	6.00	\$72,273	6	2.33	\$59,631
Total	132	2.81	\$30,412	117	2.68	\$31,995	125	2.57	\$34,067	117	3.58	\$45,407	114	3.24	\$48,698
Washoe															
Carson Tahoe	7	1.86	\$11,918	2	1.50	\$13,514	5	2.40	\$19,244	7	1.71	\$13,713	5	3.80	\$31,588
Northern Nevada	0	0.00	\$0	2	2.00	\$31,065	1	1.00	\$8,228	2	1.50	\$28,124	0	0.00	\$0
Renown Regional	23	3.35	\$43,021	35	2.17	\$32,101	19	2.32	\$40,516	22	3.23	\$42,082	17	2.41	\$32,443
Renown S. Meadows	2	1.50	\$10,066	2	2.00	\$22,280	1	1.00	\$10,861	3	4.00	\$22,514	3	2.00	\$14,728
Saint Mary's	2	6.00	\$39,989	11	2.36	\$15,915	10	2.20	\$24,092	9	3.11	\$22,279	6	2.67	\$18,735
Sierra Surgery	0	0.00	\$0	0	0.00	\$0	0	0.00	\$0	0	0.00	\$0	0	0.00	\$0
Total	34	3.09	\$34,501	52	2.17	\$27,545	36	2.22	\$31,279	43	2.93	\$31,305	31	2.65	\$27,937
Rural															
Battle Mountain	0	0.00	\$0	0	0.00	\$0	0	0.00	\$0	0	0.00	\$0	0	0.00	\$0
Boulder City	3	3.00	\$8,133	0	0.00	\$0	0	0.00	\$0	0	0.00	\$0	0	0.00	\$0
Carson Valley	1	1.00	\$2,595	1	6.00	\$20,156	2	4.00	\$39,878	0	0.00	\$0	0	0.00	\$0
Churchill	3	3.00	\$10,796	2	2.00	\$14,644	2	2.00	\$9,548	0	0.00	\$0	1	3.00	\$21,415
Desert View	2	3.00	\$10,657	1	2.00	\$11,575	4	1.50	\$9,599	1	1.00	\$4,806	0	0.00	\$0
Grover C. Dils	0	0.00	\$0	0	0.00	\$0	0	0.00	\$0	0	0.00	\$0	0	0.00	\$0
Humboldt	4	1.50	\$6,508	2	4.50	\$31,092	0	0.00	\$0	1	1.00	\$12,351	0	0.00	\$0
Incline Village	0	0.00	\$0	0	0.00	\$0	0	0.00	\$0	0	0.00	\$0	0	0.00	\$0
Mesa View	0	0.00	\$0	1	1.00	\$4,986	0	0.00	\$0	0	0.00	\$0	0	0.00	\$0
Mount Grant	0	0.00	\$0	2	1.50	\$5,246	0	0.00	\$0	0	0.00	\$0	1	4.00	\$11,722
Northeastern	2	2.00	\$22,810	2	2.50	\$15,293	0	0.00	\$0	6	3.33	\$23,295	6	4.00	\$32,244
Nye	3	1.00	\$14,704	0	0.00	\$0	6	1.00	\$1,442	0	0.00	\$0	0	0.00	\$0
Pershing	1	2.00	\$5,475	0	0.00	\$0	0	0.00	\$0	0	0.00	\$0	0	0.00	\$0
South Lyon	1	3.00	\$9,000	0	0.00	\$0	1	4.00	\$11,871	1	3.00	\$8,650	0	0.00	\$0
William Bee Ririe	0	0.00	\$0	2	2.00	\$11,979	0	0.00	\$0	2	3.50	\$18,264	0	0.00	\$0
Total	20	2.15	\$10,547	13	2.62	\$14,863	15	1.87	\$10,518	11	2.91	\$18,373	8	3.88	\$28,325
All Counties	186	2.79	\$29,024	182	2.53	\$29,499	176	2.44	\$31,490	171	3.37	\$40,122	153	3.15	\$43,426

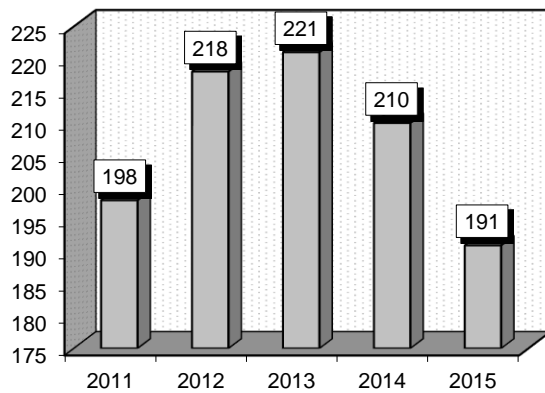
Allergic Reactions (915-916)

Diagnoses: that frequently accompanied Allergic Reactions were: 1) Acute respiratory failure (51881), 2) Angioneurotic edema, not elsewhere classified (9951), 3) Unspecified essential hypertension (4019), 4) Other anaphylactic reaction (9950).

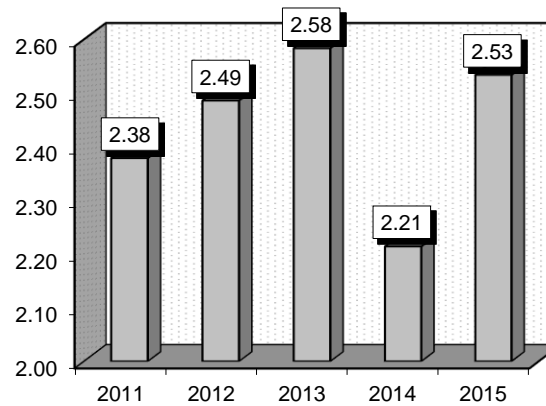
Definitions: Angiaedema: The rapid swelling of the dermis, subcutaneous tissue, mucosa and submucosal tissues. **Anaphylactic shock:** A serious and profound state of shock brought about by hypersensitivity (anaphylaxis) to an allergen such as a drug, foreign protein, or toxin.

Gender	2011			2012			2013			2014			2015		
	Cases	Avg LOS	Avg Bill	Cases	Avg LOS	Avg Bill	Cases	Avg LOS	Avg Bill	Cases	Avg LOS	Avg Bill	Cases	Avg LOS	Avg Bill
Male	86	2.03	\$23,080	102	2.32	\$27,472	91	2.76	\$35,057	88	2.07	\$28,346	84	2.11	\$30,220
Female	112	2.64	\$28,129	116	2.63	\$33,900	130	2.46	\$29,870	122	2.32	\$28,659	107	2.87	\$41,539
Age Group	Cases	Avg LOS	Avg Bill	Cases	Avg LOS	Avg Bill	Cases	Avg LOS	Avg Bill	Cases	Avg LOS	Avg Bill	Cases	Avg LOS	Avg Bill
0-17	20	1.40	\$11,093	20	1.20	\$10,187	27	1.44	\$18,650	21	1.52	\$13,756	34	1.38	\$13,920
18-35	16	1.44	\$15,278	23	2.04	\$26,088	25	2.44	\$30,742	25	2.16	\$27,551	14	3.43	\$41,489
36-49	39	2.56	\$23,006	34	1.91	\$20,684	36	2.83	\$34,192	41	1.88	\$28,354	27	2.11	\$29,640
50-64	54	2.30	\$26,525	73	2.88	\$41,014	72	2.63	\$32,447	53	2.21	\$31,933	60	2.40	\$34,021
65+	69	2.84	\$33,906	68	2.88	\$32,846	61	2.95	\$36,626	70	2.64	\$30,832	56	3.36	\$55,134
Total	198	2.38	\$25,936	218	2.49	\$30,893	221	2.58	\$32,006	210	2.21	\$28,528	191	2.53	\$36,561

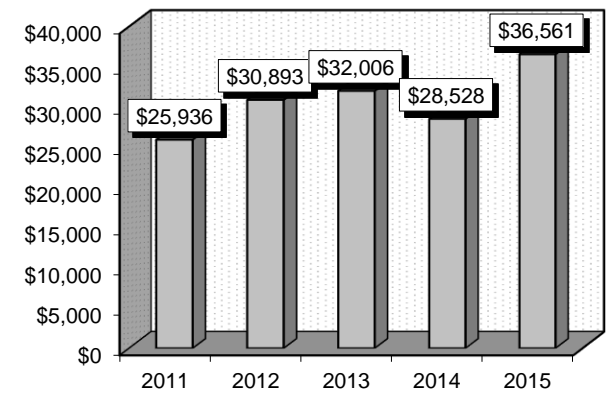
Patient Discharges



Average Length of Stay



Average Billed Charges



County / Hospital	2011			2012			2013			2014			2015		
	Cases	Avg LOS	Avg Bill	Cases	Avg LOS	Avg Bill	Cases	Avg LOS	Avg Bill	Cases	Avg LOS	Avg Bill	Cases	Avg LOS	Avg Bill
Clark															
Centennial Hills	7	1.29	\$10,292	3	1.00	\$10,705	5	2.80	\$48,042	9	1.56	\$25,894	8	3.00	\$48,958
Desert Springs	7	2.29	\$28,034	13	4.00	\$47,406	4	1.50	\$18,739	6	7.83	\$81,927	8	2.63	\$49,018
Mountain View	18	2.72	\$34,260	13	2.62	\$47,761	19	3.79	\$71,316	21	2.10	\$38,689	12	2.58	\$45,886
North Vista	9	4.00	\$38,774	13	2.38	\$24,707	5	4.20	\$27,233	10	2.90	\$46,751	8	1.63	\$14,952
Southern Hills	5	1.40	\$20,579	5	1.20	\$16,477	5	1.40	\$10,871	6	2.00	\$19,633	4	1.00	\$16,380
Spring Valley	6	2.67	\$36,241	7	2.14	\$38,814	3	1.00	\$5,712	6	3.17	\$58,483	4	5.75	\$117,194
St. Rose-Rose de Lima	6	4.67	\$70,010	11	2.36	\$27,320	10	3.70	\$53,315	5	1.80	\$24,357	8	3.50	\$57,478
St. Rose-San Martin	3	2.33	\$11,948	4	2.75	\$37,605	3	2.00	\$29,985	0	0.00	\$0	4	5.50	\$81,620
St. Rose-Siena	27	2.44	\$24,134	22	2.05	\$23,215	18	4.11	\$41,712	14	2.14	\$28,771	18	2.11	\$31,982
Summerlin	7	1.00	\$10,169	10	2.00	\$23,319	7	2.43	\$36,034	18	1.72	\$25,284	9	1.89	\$24,728
Sunrise	28	2.71	\$36,755	28	2.18	\$34,092	27	2.33	\$34,703	36	1.92	\$26,275	31	2.48	\$40,544
UMC	27	1.41	\$13,317	28	2.57	\$22,953	37	2.49	\$19,856	23	1.96	\$16,523	27	2.07	\$24,031
Valley	10	2.60	\$33,423	13	5.46	\$89,598	17	3.47	\$57,723	7	2.14	\$33,394	11	2.45	\$52,694
Total	160	2.38	\$27,849	170	2.63	\$34,714	160	2.94	\$38,481	161	2.26	\$31,135	152	2.51	\$39,857
Washoe															
Carson Tahoe	12	2.75	\$17,733	6	2.17	\$17,507	9	1.44	\$9,110	4	1.50	\$11,373	4	1.75	\$13,576
Northern Nevada	1	3.00	\$46,470	2	1.00	\$15,043	4	1.00	\$10,945	3	4.00	\$62,797	1	1.00	\$15,871
Renown Regional	11	2.27	\$20,308	22	2.14	\$19,844	19	1.47	\$17,207	19	2.26	\$19,337	16	2.50	\$22,610
Renown S. Meadows	3	1.00	\$14,194	3	2.67	\$26,661	6	2.50	\$26,269	7	1.71	\$19,989	2	2.00	\$18,921
Saint Mary's	4	4.00	\$24,843	9	1.56	\$10,976	10	1.60	\$11,071	7	1.43	\$10,180	10	3.40	\$29,276
Sierra Surgery	0	0.00	\$0	0	0.00	\$0	0	0.00	\$0	0	0.00	\$0	0	0.00	\$0
Total	31	2.58	\$20,149	42	2.00	\$17,868	48	1.58	\$15,021	40	2.08	\$20,312	33	2.61	\$23,107
Rural															
Battle Mountain	0	0.00	\$0	0	0.00	\$0	0	0.00	\$0	0	0.00	\$0	0	0.00	\$0
Boulder City	1	1.00	\$2,666	0	0.00	\$0	0	0.00	\$0	0	0.00	\$0	0	0.00	\$0
Carson Valley	1	2.00	\$28,525	2	2.00	\$22,161	1	2.00	\$14,334	1	2.00	\$29,303	0	0.00	\$0
Churchill	1	1.00	\$3,362	1	1.00	\$4,886	3	1.00	\$12,792	3	1.00	\$7,480	0	0.00	\$0
Desert View	2	1.50	\$4,614	3	2.00	\$11,164	1	7.00	\$32,148	1	3.00	\$23,018	1	3.00	\$27,447
Grover C. Dils	0	0.00	\$0	0	0.00	\$0	0	0.00	\$0	0	0.00	\$0	0	0.00	\$0
Humboldt	1	1.00	\$5,304	0	0.00	\$0	1	1.00	\$21,378	0	0.00	\$0	0	0.00	\$0
Incline Village	0	0.00	\$0	0	0.00	\$0	0	0.00	\$0	0	0.00	\$0	0	0.00	\$0
Mesa View	1	2.00	\$5,794	0	0.00	\$0	1	1.00	\$20,294	2	1.00	\$7,280	1	5.00	\$46,211
Mount Grant	0	0.00	\$0	0	0.00	\$0	0	0.00	\$0	0	0.00	\$0	0	0.00	\$0
Northeastern	0	0.00	\$0	0	0.00	\$0	4	2.00	\$16,594	2	4.00	\$38,218	2	3.50	\$41,041
Nye	0	0.00	\$0	0	0.00	\$0	2	1.00	\$1,288	0	0.00	\$0	0	0.00	\$0
Pershing	0	0.00	\$0	0	0.00	\$0	0	0.00	\$0	0	0.00	\$0	0	0.00	\$0
South Lyon	0	0.00	\$0	0	0.00	\$0	0	0.00	\$0	0	0.00	\$0	1	1.00	\$2,780
William Bee Ririe	0	0.00	\$0	0	0.00	\$0	0	0.00	\$0	0	0.00	\$0	1	1.00	\$3,887
Total	7	1.43	\$7,840	6	1.83	\$13,783	13	1.85	\$15,037	9	2.00	\$18,417	6	2.83	\$27,068
All Counties	198	2.38	\$25,936	218	2.49	\$30,893	221	2.58	\$32,006	210	2.21	\$28,528	191	2.53	\$36,561

Poisoning & Toxic Effects Of Drugs (917-918)

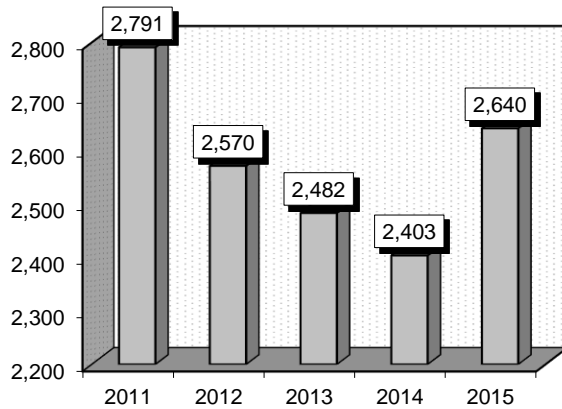
Diagnoses: that frequently accompanied Poisoning & Toxic Effects Of Drugs were: 1) Tobacco use disorder (3051), 2) Depressive disorder, not elsewhere classified (311), 3) Unspecified essential hypertension (4019), 4) Altered mental status (78097), 5) Poisoning by benzodiazepine-based tranquilizers (9694), 6) Anxiety state, unspecified (30000), 7) Hypopotassemia (2768), 8) Poisoning by aromatic analgesics, not elsewhere classified (9654), 9) Suicidal ideation (V6284).

Definitions: **Hypertension:** High blood pressure. **Psychotropic:** Exerting an effect on the mind; capable of modifying mental activity; said especially of drugs. **Hypopotassemia:** A deficiency of potassium in the blood. **Bipolar disorder:** Previously referred to as manic depressive illness, characterized by the occurrence of mania (euphoria) alternating with bouts of depression.

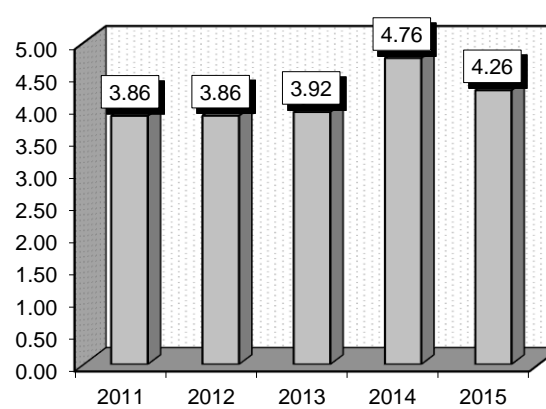
Comment: Poisoning is a condition produced by the ingestion of, injection of, inhalation of, or exposure to a poisonous substance. According to the Center for Disease Control and Prevention, a poisoning is a poison exposure that results in bodily harm. Poison exposures can occur by accident without intent, these exposures are defined as unintentional poisonings. Poison exposures can be the result of a conscious, willful decision, defined as intentional poisonings. Identification of the poison and presentation of a container label are critical to diagnosis and treatment.

Gender	2011			2012			2013			2014			2015		
	Cases	Avg LOS	Avg Bill	Cases	Avg LOS	Avg Bill	Cases	Avg LOS	Avg Bill	Cases	Avg LOS	Avg Bill	Cases	Avg LOS	Avg Bill
Male	1,288	3.79	\$40,706	1,119	4.08	\$45,555	1,072	4.17	\$50,053	1,085	5.04	\$61,665	1,161	4.54	\$61,968
Female	1,503	3.92	\$39,331	1,451	3.69	\$40,561	1,410	3.73	\$44,914	1,318	4.53	\$51,176	1,479	4.04	\$53,309
Age Group	Cases	Avg LOS	Avg Bill	Cases	Avg LOS	Avg Bill	Cases	Avg LOS	Avg Bill	Cases	Avg LOS	Avg Bill	Cases	Avg LOS	Avg Bill
0-17	232	1.81	\$14,232	207	1.83	\$18,762	232	1.59	\$18,032	216	1.91	\$25,476	254	2.22	\$28,404
18-35	797	3.62	\$38,444	667	3.56	\$35,757	646	3.88	\$40,530	619	4.14	\$47,696	654	3.78	\$47,534
36-49	683	3.84	\$39,497	589	4.16	\$48,005	531	4.08	\$48,877	513	5.26	\$56,439	565	4.73	\$63,569
50-64	687	4.76	\$49,906	716	4.42	\$49,064	686	4.57	\$57,676	662	5.59	\$69,036	724	4.73	\$64,908
65+	392	4.02	\$41,687	391	3.98	\$47,805	387	4.03	\$54,525	393	5.24	\$62,787	443	4.75	\$66,766
Total	2,791	3.86	\$39,966	2,570	3.86	\$42,735	2,482	3.92	\$47,134	2,403	4.76	\$55,912	2,640	4.26	\$57,117

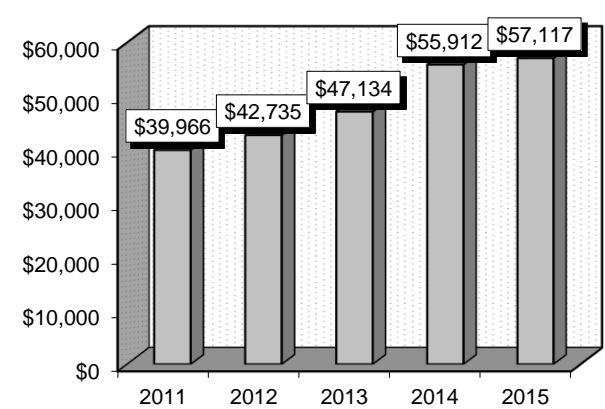
Patient Discharges



Average Length of Stay



Average Billed Charges



County / Hospital	2011			2012			2013			2014			2015		
	Cases	Avg LOS	Avg Bill	Cases	Avg LOS	Avg Bill	Cases	Avg LOS	Avg Bill	Cases	Avg LOS	Avg Bill	Cases	Avg LOS	Avg Bill
Clark															
Centennial Hills	138	3.93	\$41,796	84	4.24	\$61,264	104	3.72	\$51,307	120	4.43	\$56,366	133	3.59	\$58,518
Desert Springs	108	4.19	\$39,902	103	4.83	\$62,336	124	5.52	\$69,120	160	6.38	\$79,056	127	4.46	\$75,199
Mountain View	196	3.68	\$45,071	177	4.75	\$61,300	167	4.21	\$59,483	174	5.24	\$83,045	186	4.19	\$69,005
North Vista	71	5.65	\$53,133	65	5.35	\$44,758	74	7.22	\$80,227	70	5.13	\$47,020	73	3.16	\$33,189
Southern Hills	44	2.95	\$39,356	37	5.00	\$41,774	53	4.34	\$52,303	65	4.60	\$50,834	74	4.77	\$61,352
Spring Valley	153	4.29	\$52,788	130	4.21	\$53,484	132	5.19	\$67,285	93	4.62	\$77,633	126	4.00	\$72,836
St. Rose-Rose de Lima	122	4.31	\$43,690	117	4.19	\$42,362	81	3.90	\$48,621	85	5.82	\$72,251	82	5.11	\$72,768
St. Rose-San Martin	56	3.21	\$34,988	49	3.69	\$29,599	45	4.18	\$44,222	38	3.89	\$42,186	45	2.91	\$40,564
St. Rose-Siena	181	3.80	\$46,895	139	3.22	\$42,223	107	3.16	\$39,749	110	3.60	\$51,303	122	4.58	\$69,480
Summerlin	132	3.42	\$42,469	111	3.78	\$58,099	156	3.38	\$50,157	141	4.54	\$64,624	150	3.71	\$60,473
Sunrise	394	4.94	\$50,477	333	4.26	\$51,417	311	4.51	\$59,915	319	6.36	\$80,769	427	5.68	\$83,643
UMC	258	3.50	\$31,375	221	3.82	\$33,547	207	3.64	\$29,394	156	4.97	\$34,959	176	3.55	\$36,543
Valley	168	3.74	\$53,289	157	4.17	\$65,294	174	5.00	\$72,169	123	5.61	\$74,682	172	4.31	\$65,656
Total	2,021	4.07	\$44,933	1,723	4.20	\$50,689	1,735	4.39	\$55,742	1,654	5.27	\$66,858	1,893	4.42	\$66,079
Washoe															
Carson Tahoe	139	2.44	\$21,474	106	2.65	\$23,073	107	2.59	\$24,854	117	2.99	\$27,171	109	3.27	\$29,799
Northern Nevada	57	2.44	\$29,152	57	1.98	\$23,947	47	2.64	\$38,128	36	4.08	\$54,736	39	4.15	\$62,893
Renown Regional	369	4.13	\$31,600	419	3.75	\$31,404	353	3.34	\$32,608	358	4.07	\$35,209	372	4.25	\$38,790
Renown S. Meadows	12	3.75	\$22,411	17	1.65	\$22,980	21	2.95	\$29,150	14	2.07	\$24,020	17	2.18	\$24,880
Saint Mary's	100	3.10	\$25,580	139	3.15	\$22,731	130	2.23	\$16,958	125	3.66	\$28,191	129	3.89	\$26,012
Sierra Surgery	0	0.00	\$0	0	0.00	\$0	0	0.00	\$0	0	0.00	\$0	0	0.00	\$0
Total	677	3.48	\$28,263	738	3.30	\$27,804	658	2.94	\$28,539	650	3.75	\$33,253	666	3.96	\$35,900
Rural															
Battle Mountain	0	0.00	\$0	0	0.00	\$0	0	0.00	\$0	0	0.00	\$0	0	0.00	\$0
Boulder City	0	0.00	\$0	6	2.50	\$14,272	2	2.00	\$11,741	7	7.14	\$15,793	2	4.50	\$15,820
Carson Valley	8	1.50	\$10,570	10	2.60	\$30,100	4	1.75	\$7,553	3	2.33	\$16,574	9	3.89	\$19,812
Churchill	10	1.90	\$10,631	20	2.85	\$15,978	11	1.45	\$11,981	12	2.58	\$19,328	21	2.86	\$20,193
Desert View	4	1.75	\$6,926	1	2.00	\$8,700	2	1.00	\$6,519	11	2.64	\$17,525	3	1.67	\$9,704
Grover C. Dils	1	1.00	\$4,636	2	2.00	\$4,995	0	0.00	\$0	1	1.00	\$2,879	1	3.00	\$8,267
Humboldt	11	2.73	\$20,892	7	2.43	\$17,110	7	2.29	\$14,699	4	1.25	\$5,147	4	5.50	\$45,070
Incline Village	0	0.00	\$0	0	0.00	\$0	0	0.00	\$0	0	0.00	\$0	0	0.00	\$0
Mesa View	11	1.82	\$12,214	17	2.47	\$13,065	9	3.00	\$18,114	10	2.40	\$13,781	7	2.57	\$18,125
Mount Grant	1	2.00	\$5,010	5	1.80	\$5,081	1	5.00	\$13,761	0	0.00	\$0	1	1.00	\$2,320
Northeastern	40	2.28	\$23,314	33	2.24	\$24,221	45	1.80	\$19,894	47	2.40	\$28,798	32	2.22	\$24,794
Nye	3	1.00	\$8,855	1	1.00	\$7,375	1	1.00	\$424	0	0.00	\$0	0	0.00	\$0
Pershing	0	0.00	\$0	0	0.00	\$0	0	0.00	\$0	0	0.00	\$0	0	0.00	\$0
South Lyon	0	0.00	\$0	0	0.00	\$0	0	0.00	\$0	1	6.00	\$16,319	0	0.00	\$0
William Bee Ririe	4	1.00	\$12,118	7	2.43	\$10,806	7	3.14	\$17,311	3	2.33	\$14,683	1	4.00	\$17,168
Total	93	2.03	\$17,204	109	2.42	\$18,114	89	2.03	\$16,798	99	2.76	\$21,820	81	2.81	\$22,117
All Counties	2,791	3.86	\$39,966	2,570	3.86	\$42,735	2,482	3.92	\$47,134	2,403	4.76	\$55,912	2,640	4.26	\$57,117

