



Personal Health Choices

Center for Health Information Analysis
University of Nevada, Las Vegas
&
Bureau of Health Statistics,
Planning and Emergency Response
Division of Health



Twenty-Fourth Edition
Calendar Years 2007-2011
Revised Edition: See Factors Page for Details

Table of Contents

Foreword	i
Acknowledgments	ii
Introduction	iii
Factors to Consider in Reviewing this Report	iv
General Acute Care Hospitals	v
Listing of DRG Groups (Reports)	vi - viii
Discussion and Graphics: 75 Diagnostic Related Groups	1 - 150

FOREWORD

Personal Health Choices is a joint publication of the Center for Health Information Analysis (CHIA) and the Department of Health and Human Services, Nevada State Health Division, Bureau of Health Statistics, Planning and Emergency Response. The report presents Acute Care Hospital Inpatient Discharge Billing Records data for 75 common medical and surgical diagnoses by DRG (Diagnosis-Related Group) as reported by 34 of Nevada's acute care hospitals that discharged patients within the period of 2007 to 2011.

These data are available through the standard Uniform Billing form, which is utilized by hospitals to bill for their hospital charges. These data include patients who were admitted to a hospital as an inpatient, but do not include patients who were treated and released from the emergency room. It includes information about patients discharged from non-federal acute care hospitals in Nevada. These data identify billed charges, not the actual payments received by the hospital.

The data were compiled by CHIA using information from inpatient hospital billing records. This information was gathered and analyzed as part of a contractual agreement between the Department of Health and Human Services and the University under the authority granted in Section 439B of the Nevada Revised Statutes.

An electronic copy of this publication can be downloaded from <http://chia.unlv.edu/nevadahealthchoices/html/nevadahealthchoices.htm>

Bureau of Health Statistics,
Planning and Emergency Response
Nevada State Health Division
4150 Technology Way, Suite 104
Carson City, NV 89706
Telephone: (775) 684-4170
1-800-992-0900, Ext. 4-4170

Personal Health Choices
Twenty Fourth Edition, 2007-2011
Published June, 2012

PERSONAL HEALTH CHOICES: 2007-2011

ACKNOWLEDGMENTS

Department of Health and Human Services

Michael J. Willden, Director

University of Nevada, Las Vegas, School of Community Health Sciences

Mary Guinan, MD, PhD, Founding Dean

Center for Health Information Analysis

Joseph Greenway, MPH, Director
Norah Langendorf, M.Ed.

Bureau of Health Statistics, Planning and Emergency Response

Luana J. Ritch, PhD, Bureau Chief
Jay Kvam, MSPH, Biostatistician

Division of Health Care Financing and Policy

Charles Duarte, MBA, Administrator
Janice Prentice, Chief of Rates & Cost Containment Unit

Nevada State Health Division

Richard Whitley, MS, Administrator

INTRODUCTION

This twenty fourth edition of Personal Health Choices compares 34 of Nevada's acute care hospitals with respect to 75 common medical diagnoses and surgical procedures, defined by Diagnosis Related Groups (DRGs: see below). The definitions to all DRG's can be found on the narrative page for each DRG. Each diagnosis and procedure in this publication may be based on an individual DRG or multiple related DRGs.

THE DIAGNOSIS RELATED GROUP (DRG) SYSTEM

Diagnosis Related Group (DRG), is a classification system that is based on principal and secondary disease diagnoses, medical and surgical procedures, complications, comorbidities (coexisting conditions), age and discharge status. The DRG system is complex in its construction, and is based upon documentation in the patient's medical record. DRGs are divided into 25 exclusive categories referred to as major diagnostic categories (MDCs). DRGs enable hospitals to recover the appropriate reimbursement for services rendered, evaluate the quality of care and assist in evaluating utilization of services. The DRG system's groups classify patients with similar utilization of hospital resources and length of stay patterns. Each DRG represents the average resources needed to treat patients grouped to that DRG compared to the national average of resources to treat all Medicare patients. Hospitals are reimbursed at a flat rate based on the theory that patients with similar illnesses undergoing similar procedures will require similar care. The primary outcome of the DRG system is that the more efficiently a hospital delivers care, the greater its operating margin will be.

INFORMATION LEVEL

Personal Health Choices is intended as a source of information regarding the billed charges of acute care hospitals in Nevada, and should not be construed as a definitive guide for selecting a hospital in order to receive inpatient medical care. The financial information in this report is based on billed charges rather than the amount actually collected on discharged patients per DRG. Billed charges and collected charges can differ significantly. This report provides the reader information about one component of healthcare pricing - inpatient hospitalization. Hospital outpatient services as well as professional physician and other non-hospital inpatient ancillary healthcare services are not covered in this report.

CREDIT DUE: Google Web was extensively used to obtain definitions for medical terms. This can be accessed by typing, 'define: term' in the Google search box. Also <http://medical-dictionary.thefreedictionary.com/>

FACTORS TO CONSIDER IN REVIEWING THIS REPORT

The information provided in this report is formatted so as to present narrative and tabular data on the first page and detailed tabular data on the second. This report covers a five-year trend line for DRG-related data. DRG's are sometimes broken down by age factors and/or presence of comorbidity. Comorbidity or comorbid conditions are defined as two or more coexisting medical conditions.

The first page of each selected DRG presents gender and age breakdowns of the overall hospital inpatient population, factored by the total number of discharges, average length of hospital stay and average billed charges. The age categories consist of 0-17, 18-35, 36-49, 50-64, and 65+. These age categories were selected to best illustrate the impact of the disease diagnoses and medical and surgical procedures on the populations affected. The narrative information on the first page for each DRG is based on the available data and may contain information on specific diagnoses and surgical procedures involved in the treatment of the patient. These diagnoses and procedures may not always be directly related to the primary ailment. The second page examines specific hospitals in Clark, Washoe and the Rural counties. with regard to total discharges, average length of stays, and average billed charges.

It should be noted that, when comparing hospitals as to average length of stay and billed charges, information based on small numbers of cases cannot provide a reliable statistical base upon which information can reflect a given hospital's experience. Further, physician charges (including those of surgeons) are normally separate from hospital charges, except in rural areas where some physician services -- such as radiology, anesthesia, and laboratory tests -- may be included in the hospital charges.

Beginning October 1, 2007 the DRG numbering was changed. In order to do a clean crosswalk between the old number system and the new, this edition of Choices uses multiple, related DRGs on many of the pages. The "Report List" tabs mention DRG use.

ERRATA: This printing of Health Choices corrects an error from the printing of May 2012. Due to a sorting error, several facility names were listed out of order and the data shown for those facilities were swapped with one another. Southern Hills, Spring Valley, and the three St. Rose facilities were the ones affected.

HOSPITAL NAME CHANGES

Incline Village was previously known as Tahoe Hospital, then Tahoe Forest

Northeastern was previously known as Elko General

North Vista was previously known as Lake Mead

Renown Regional was previously known as Washoe Medical

Renown South Meadows was previously known as Washoe Village, then Washoe South Meadows

GENERAL ACUTE CARE HOSPITALS

Hospital Name	Address	Phone	Beds	County
Battle Mountain General Hospital	535 Humboldt St., Battle Mountain, NV 89820	(775) 635-2550	25	Lander
Boulder City Hospital	901 Adams Blvd., Boulder City, NV 89005	(702) 293-4111	63	Clark
Carson Tahoe Regional Medical Center	1600 Medical Parkway, Carson City, NV 89703	(775) 445-8000	184	Carson
Carson Valley Medical Center	1107 Highway 395, Gardnerville, NV 89410	(775) 782-1500	23	Douglas
Centennial Hills Hospital Medical Center	6900 N. Durango Drive, Las Vegas, NV 89149	(702) 835-9700	177	Clark
Churchill Community Hospital	801 E. Williams Ave., Fallon, NV 89406	(775) 423-3151	40	Churchill
Desert Springs Hospital	2075 E. Flamingo Rd., Las Vegas, NV 89119	(702) 369-7610	293	Clark
Desert View Regional Medical Center	360 S. Lola Ln, Pahrump, NV 89048	(775) 751-7500	25	Nye
Grover C. Dils Medical Center	700 N. Spring St., Caliente, NV 89008	(775) 726-3171	20	Lincoln
Humboldt General Hospital	118 E. Haskell St., Winnemucca, NV 89445	(775) 623-5222	52	Humboldt
Incline Village Community Hospital	880 Alder Ave., Incline Village, NV 89451	(775) 833-4100	4	Washoe
Mesa View Regional Hospital	1299 Bertha Howe Ave., Mesquite, NV 89027	(702) 346-8040	25	Clark
Mount Grant General Hospital	1st. & A St., Hawthorne, NV 89415	(775) 945-2461	35	Mineral
Mountain View Hospital	3100 N. Tenaya Way, Las Vegas, NV 89128	(702) 255-5000	253	Clark
North Vista Hospital	1409 E. Lake Mead Blvd. North Las Vegas, NV 89030	(702) 649-7711	177	Clark
Northeastern Nevada Regional Hospital	2001 Errecart Blvd., Elko, NV 89801	(775) 738-5151	75	Elko
Northern Nevada Medical Center	2375 E. Prater Way, Sparks, NV 89434	(775) 356-4001	108	Washoe
Nye Regional Medical Center	825 Erie Main St., Tonopah, NV 89409	(775) 482-6233	44	Nye
Pershing General Hospital	855 6th. Street, Lovelock, NV 89419	(775) 273-2621	38	Pershing
Renown Regional Medical Center	1155 Mill St. Reno, NV 89502	(775) 982-4511	808	Washoe
Renown South Meadows Medical Center	10101 Double R Blvd., Reno, NV 89521	(775) 982-7000	76	Washoe
Saint Mary's Regional Medical Center	235 W. Sixth St., Reno, NV 89503	(775) 770-3000	380	Washoe
Saint Rose Dominican Hospitals Rose de Lima Campus	102 E. Lake Mead Drive, Henderson, NV 89015	(702) 616-5000	119	Clark
Saint Rose Dominican Hospitals San Martin Campus	8280 W. Warm Springs Rd. Las Vegas, NV 89113	(702) 616-5509	147	Clark
Saint Rose Dominican Hospitals Siena Campus	3001 St. Rose Parkway., Henderson, NV 89052	(702) 616-5000	219	Clark
Sierra Surgery Hospital	1400 Medical Parkway, Carson City, NV 89703	(775) 883-1700	15	Carson
South Lyon Medical Center	213 Whitacre, Yerington, NV 89447	(775) 463-2301	63	Lyon
Southern Hills Hospital & Medical Center	9300 W. Sunset, Las Vegas, NV 89148	(702) 855-1850	139	Clark
Spring Valley Hospital Medical Center	5400 S. Rainbow Blvd., Las Vegas, NV 89118	(702) 853-3333	231	Clark
Summerlin Hospital Medical Center	657 Town Center Dr., Las Vegas, NV 89144	(702) 233-7000	454	Clark
Sunrise Hospital & Medical Center	3186 S. Maryland Parkway, Las Vegas, NV 89109	(702) 731-8000	690	Clark
University Medical Center of Southern Nevada	1800 W. Charleston Blvd., Las Vegas, NV 89102	(702) 383-2000	541	Clark
Valley Hospital Medical Center	620 Shadow Lane, Las Vegas, NV 89106	(702) 388-4000	320	Clark
William Bee Ririe Hospital	1500 Avenue H, Ely, NV 89301	(775) 289-3001	25	White Pine

Listing of DRG Groups (Reports)

MSDRGs (10/1/2007-12/31/2011)	Group Name	CMS-DRGs (1/1/2007-9/30/2007)	MDC	Pages
056-057	Degenerative Nervous System Disorders	012	01	1-2
058-060	Multiple Sclerosis & Cerebellar Ataxia	013	01	3-4
061-063	Acute Ischemic Stroke With Use Of Thrombolytic Agent	559	01	5-6
064-066	Intracranial Hemorrhage Or Cerebral Infarction	014	01	7-8
069	Transient Ischemia	524	01	9-10
088-090	Concussion	031-033	01	11-12
163-165	Major Chest Procedures	075	04	13-14
177-179	Respiratory Infections & Inflammations	079-081	04	15-16
180-182	Respiratory Neoplasms	082	04	17-18
183-185	Major Chest Trauma	083-084	04	19-20
189	Pulmonary Edema & Respiratory Failure	087	04	21-22
190-192	Chronic Obstructive Pulmonary Disease	088	04	23-24
193-195	Simple Pneumonia & Pleurisy	089-091	04	25-26
202-203	Bronchitis & Asthma	096-098	04	27-28
216-221	Cardiac Valve & Other Major Cardiothoracic Procedures	104-105	05	29-30
231-232	Coronary Bypass With PTCA	106	05	31-32
233-236	Coronary Bypass	547-550	05	33-34
237-238	Major Cardiovascular Procedures	110-111	05	35-36
242-244	Permanent Cardiac Pacemaker Implant	551-552	05	37-38
280-282	Acute Myocardial Infarction, Discharged Alive	121-122	05	39-40
283-285	Acute Myocardial Infarction, Expired	123	05	41-42
291-293	Heart Failure & Shock	127	05	43-44
296-298	Cardiac Arrest, Unexplained	129	05	45-46
299-301	Peripheral Vascular Disorders	130-131	05	47-48
302-303	Atherosclerosis	132-133	05	49-50

Listing of DRG Groups (Reports)

MSDRGs (10/1/2007-12/31/2011)	Group Name	CMS-DRGs (1/1/2007-9/30/2007)	MDC	Pages
304-305	Hypertension	134	05	51-52
306-307	Cardiac Congenital & Valvular Disorders	135-137	05	53-54
308-310	Cardiac Arrhythmia & Conduction Disorders	138-139	05	55-56
311	Angina Pectoris	140	05	57-58
313	Chest Pain	143	05	59-60
326-328	Stomach, Esophageal & Duodenal Procedures	155-156,567-568	06	61-62
329-331	Major Small & Large Bowel Procedures	149,569-570	06	63-64
332-334	Rectal Resection	146-147	06	65-66
338-343	Appendectomy	164-167	06	67-68
344-346	Minor Small & Large Bowel Procedures	152-153	06	69-70
350-352	Inguinal & Femoral Hernia Procedures	161-162	06	71-72
353-355	Hernia Procedures Except Inguinal & Femoral	159-160	06	73-74
377-379	Gastrointestinal Hemorrhage	174-175	06	75-76
380-384	Peptic Ulcer	176-178	06	77-78
385-387	Inflammatory Bowel Disease	179	06	79-80
388-390	Gastrointestinal Obstruction	180-181	06	81-82
411-416	Cholecystectomy - Nonlaparoscopic	195-198	07	83-84
417-419	Cholecystectomy - Laparoscopic	493-494	07	85-86
432-434	Cirrhosis & Alcoholic Hepatitis	202	07	87-88
480-482	Hip & Femur Procedures Except Major Joint	210-212	08	89-90
485-489	Knee Procedures	501-503	08	91-92
490-491	Back & Neck Procedures Except Spinal Fusion	499-500	08	93-94
551-552	Medical Back Problems	243	08	95-96
582-583	Mastectomy For Malignancy	257-258	09	97-98
619-621	Operating Room Procedures For Obesity	288	10	99-100

Listing of DRG Groups (Reports)

MSDRGs (10/1/2007-12/31/2011)	Group Name	CMS-DRGs (1/1/2007-9/30/2007)	MDC	Pages
637-639	Diabetes	294-295	10	101-102
643-645	Endocrine Disorders	300-301	10	103-104
656-658	Kidney & Ureter Procedures For Neoplasm	303	11	105-106
659-661	Kidney And Ureter Procedures For Non-Neoplasm	304-305	11	107-108
665-667	Prostatectomy	306-307	11	109-110
682-684	Renal Failure	316	11	111-112
685	Admit For Renal Dialysis	317	11	113-114
686-688	Kidney & Urinary Tract Neoplasms	318-319	11	115-116
689-690	Kidney And Urinary Tract Infections	320-322	11	117-118
691-694	Urinary Stones	323-324	11	119-120
765	Cesarean Section With Complications	370	14	121-122
766	Cesarean Section Without Complications	371	14	123-124
774	Vaginal Delivery With Complicating Diagnoses	372	14	125-126
775	Vaginal Delivery Without Complicating Diagnoses	373	14	127-128
780	False Labor	382	14	129-130
791	Prematurity With Major Problems	387	15	131-132
795	Normal Newborn	391	15	133-134
856-858,862-863	Postoperative Or Post-Traumatic Infections	418,579	18	135-136
865-866	Viral Illness	421-422	18	137-138
870-872	Septicemia Or Severe Sepsis	417,575-576	18	139-140
881	Depressive Neuroses	426	19	141-142
894-897	Alcohol/Drug Abuse Or Dependence	433,521-523	20	143-144
913-914	Traumatic Injury	444-446	21	145-146
915-916	Allergic Reactions	447-448	21	147-148
917-918	Poisoning & Toxic Effects Of Drugs	449-451	21	149-150

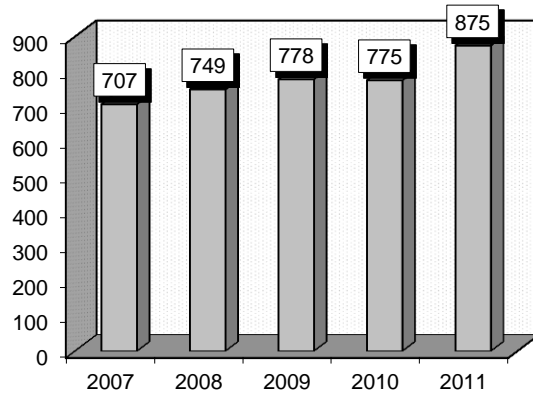
Degenerative Nervous System Disorders

Diagnoses: that frequently accompanied degenerative nervous system disorders were: 1) Unspecified hypertension (4019), 2) Alzheimer's disease (3310), 3) Dementia with behavioral disturbance (29411), 4) Dementia without behavioral disturbance (29410), 5) Depressive disorder NEC (311).

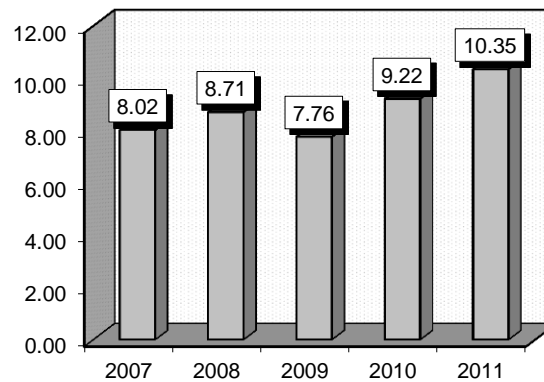
Definitions:
Hypertension: Elevated blood pressure persistently exceeding 140/90. Essential hypertension, the most common kind, has no single identifiable cause.
Alzheimer's disease: A progressive mental deterioration characterized by confusion, disorientation, restlessness, and hallucinations. Only palliative treatment is available.
Dementia: A progressive organic mental disorder characterized by chronic confusion, disorientation, stupor, impaired judgment and impulses. Organic forms of dementia are generally considered irreversible, progressive and incurable. However, conditions that cause the decline may be treatable or partially reversible.
Depression: An abnormal emotional state characterized by exaggerated feelings of sadness, dejection, worthlessness, emptiness and hopelessness that are out of proportion to reality.

Gender	2007			2008			2009			2010			2011		
	Cases	Avg LOS	Avg Bill	Cases	Avg LOS	Avg Bill	Cases	Avg LOS	Avg Bill	Cases	Avg LOS	Avg Bill	Cases	Avg LOS	Avg Bill
Male	317	8.05	\$38,727	369	8.62	\$43,472	362	7.59	\$40,508	374	8.47	\$54,301	396	10.03	\$59,544
Female	390	8.00	\$35,396	380	8.79	\$43,696	416	7.91	\$44,125	401	9.92	\$53,282	479	10.62	\$56,972
Age Group	Cases	Avg LOS	Avg Bill	Cases	Avg LOS	Avg Bill	Cases	Avg LOS	Avg Bill	Cases	Avg LOS	Avg Bill	Cases	Avg LOS	Avg Bill
Ages 0-17	8	3.00	\$18,758	8	2.50	\$11,642	7	2.00	\$16,168	7	1.43	\$15,832	3	2.67	\$33,153
Ages 18-35	24	4.79	\$37,684	32	6.03	\$63,619	21	4.48	\$52,889	22	9.14	\$72,007	23	7.13	\$61,071
Ages 36-49	47	5.77	\$42,603	44	6.75	\$36,550	53	5.72	\$40,524	49	6.59	\$58,208	45	9.04	\$67,348
Ages 50-64	106	6.12	\$30,470	97	8.23	\$47,795	103	6.55	\$45,339	103	7.01	\$50,023	106	8.20	\$48,328
Ages 65+	522	8.84	\$37,920	568	9.18	\$42,733	594	8.34	\$42,051	594	9.91	\$53,830	698	10.90	\$59,042
TOTAL	707	8.02	\$36,890	749	8.71	\$43,586	778	7.76	\$42,442	775	9.22	\$53,774	875	10.35	\$58,136

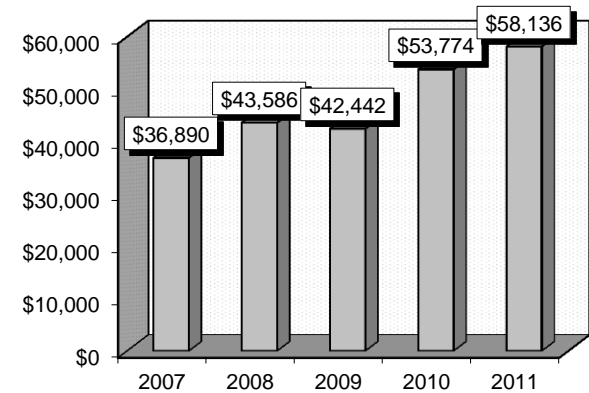
Patient Discharges



Average Length of Stay



Average Billed Charges



County / Hospital	2007			2008			2009			2010			2011		
	Cases	Avg LOS	Avg Bill	Cases	Avg LOS	Avg Bill	Cases	Avg LOS	Avg Bill	Cases	Avg LOS	Avg Bill	Cases	Avg LOS	Avg Bill
CLARK															
Centennial Hills	0	0.00	\$0	15	5.00	\$32,321	21	6.71	\$43,832	12	3.50	\$34,915	17	7.47	\$61,202
Desert Springs	43	6.60	\$38,018	40	5.65	\$41,143	43	6.44	\$44,658	30	4.23	\$35,988	21	5.10	\$44,397
Mountain View	35	5.09	\$32,645	28	5.68	\$40,951	34	4.26	\$35,317	39	4.59	\$42,000	49	6.20	\$63,337
North Vista	24	7.08	\$28,111	8	13.00	\$37,670	6	11.17	\$35,572	11	10.36	\$71,069	13	10.00	\$35,242
Southern Hills	10	6.20	\$31,701	12	3.50	\$26,688	9	4.33	\$34,233	7	3.71	\$34,743	6	4.33	\$92,420
Spring Valley	13	5.00	\$20,807	10	7.70	\$80,341	24	3.92	\$35,964	23	6.78	\$79,478	36	3.47	\$50,090
St. Rose-Rose de Lima	15	5.00	\$33,357	11	4.09	\$24,279	18	5.22	\$31,164	17	7.94	\$50,437	12	7.25	\$44,829
St. Rose-San Martin	7	3.86	\$26,814	19	5.68	\$41,945	35	4.40	\$39,615	15	3.27	\$30,313	11	5.27	\$47,020
St. Rose-Siena	32	4.47	\$32,358	26	5.08	\$48,474	41	5.10	\$49,461	56	4.70	\$51,570	44	9.59	\$70,456
Summerlin	28	5.14	\$47,125	34	5.24	\$42,291	34	3.76	\$32,184	19	5.11	\$62,413	35	3.74	\$36,251
Sunrise	54	5.46	\$36,701	78	5.06	\$37,828	62	4.29	\$41,501	52	5.23	\$64,418	64	5.17	\$55,947
UMC	41	4.80	\$26,031	36	14.08	\$45,740	31	5.97	\$35,258	37	7.11	\$47,290	40	8.90	\$36,171
Valley	54	5.04	\$40,658	71	5.35	\$47,445	63	4.46	\$36,125	61	6.00	\$62,316	63	5.59	\$57,647
TOTAL	356	5.37	\$34,627	388	6.26	\$42,346	421	4.94	\$39,045	379	5.51	\$53,499	411	6.22	\$53,468
WASHOE															
Carson Tahoe	24	6.25	\$26,561	18	10.22	\$43,659	27	8.26	\$33,087	29	13.90	\$51,400	75	18.99	\$66,892
Northern Nevada	202	14.01	\$50,774	222	14.10	\$54,949	213	14.30	\$56,675	253	15.32	\$63,579	274	15.72	\$73,605
Renown Regional	68	7.29	\$28,029	51	9.22	\$38,837	62	7.29	\$32,981	58	8.67	\$40,777	67	8.51	\$42,825
Renown S. Meadows	10	4.40	\$18,447	10	5.30	\$26,958	5	3.20	\$20,203	8	3.38	\$17,858	5	2.00	\$14,411
Saint Mary's	32	5.91	\$19,853	17	4.94	\$24,535	22	5.91	\$48,979	18	5.83	\$41,829	11	3.55	\$26,114
Sierra Surgery	0	0.00	\$0	0	0.00	\$0	0	0.00	\$0	0	0.00	\$0	0	0.00	\$0
TOTAL	336	11.04	\$40,534	318	12.33	\$49,220	329	11.75	\$49,205	366	13.43	\$56,932	432	14.70	\$65,771
RURAL															
Battle Mountain	0	0.00	\$0	1	4.00	\$3,883	0	0.00	\$0	0	0.00	\$0	0	0.00	\$0
Boulder City	2	2.50	\$4,768	0	0.00	\$0	1	1.00	\$2,295	1	1.00	\$1,319	5	4.80	\$8,449
Carson Valley	6	4.33	\$11,288	4	3.25	\$12,925	3	4.00	\$13,735	0	0.00	\$0	0	0.00	\$0
Churchill	3	1.67	\$7,701	11	5.91	\$18,154	5	3.00	\$12,896	4	3.50	\$20,510	8	4.75	\$15,147
Desert View	0	0.00	\$0	11	3.18	\$9,834	9	3.89	\$19,425	13	6.92	\$23,563	2	3.50	\$15,704
Grover C. Dils	0	0.00	\$0	2	4.00	\$9,283	0	0.00	\$0	0	0.00	\$0	0	0.00	\$0
Humboldt	0	0.00	\$0	1	3.00	\$9,268	1	2.00	\$8,321	2	3.00	\$3,717	0	0.00	\$0
Incline Village	0	0.00	\$0	0	0.00	\$0	0	0.00	\$0	0	0.00	\$0	0	0.00	\$0
Mesa View	0	0.00	\$0	1	3.00	\$5,042	4	2.75	\$7,595	2	1.00	\$3,294	3	2.67	\$13,253
Mount Grant	1	3.00	\$7,424	1	3.00	\$10,530	1	3.00	\$3,996	0	0.00	\$0	2	3.00	\$12,696
Northeastern	1	4.00	\$9,042	6	3.67	\$15,895	4	3.00	\$16,993	6	3.67	\$23,390	3	3.67	\$19,494
Nye	1	5.00	\$7,014	0	0.00	\$0	0	0.00	\$0	0	0.00	\$0	0	0.00	\$0
Pershing	1	4.00	\$10,443	0	0.00	\$0	0	0.00	\$0	0	0.00	\$0	2	3.50	\$8,984
South Lyon	0	0.00	\$0	0	0.00	\$0	0	0.00	\$0	0	0.00	\$0	3	8.00	\$12,374
William Bee Ririe	0	0.00	\$0	5	3.20	\$12,258	0	0.00	\$0	2	3.00	\$8,760	4	6.25	\$26,704
TOTAL	15	3.47	\$8,952	43	4.00	\$13,105	28	3.25	\$14,053	30	4.70	\$18,719	32	4.69	\$15,011
ALL COUNTIES	707	8.02	\$36,890	749	8.71	\$43,586	778	7.76	\$42,442	775	9.22	\$53,774	875	10.35	\$58,136

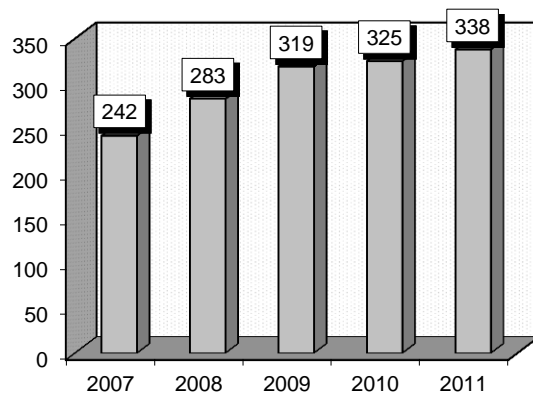
Multiple Sclerosis & Cerebellar Ataxia

Diagnoses and Procedures: that frequently accompanied multiple sclerosis & cerebellar ataxia were: 1) Neuromyelitis optica (3410), 2) Demyelinating disease of central nervous system, unspecified (3419), 3) Spinal tap (331), 4) Injection or infusion of gamma globulin (9914), 5) Venous catheterization for renal dialysis (3895), 6) Insertion of totally implantable vascular access device [VAD] (8607)

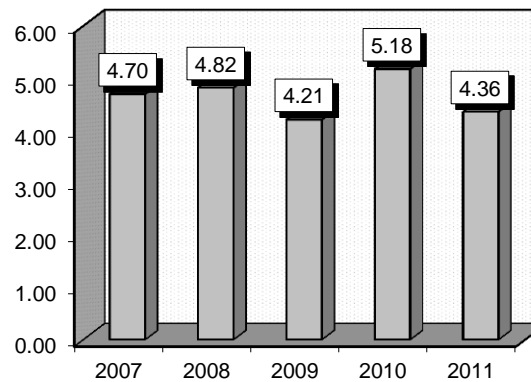
Definitions: **Sclerosis:** An inflammatory disease of the myelin sheaths encasing the nerves. **Ataxia:** A lack of coordination of muscle movements. **Neuromyelitis:** A disease that affects the nerves through a deterioration of the myelin sheath. It can affect the optic nerves causing pain and loss of vision. It can also affect the spinal cord and result in a weakness or numbness in the arms and legs. **Myelin:** A fatty substance that surrounds and protects the nerves from short circuiting. **Demyelinating disease:** Any disease of the nervous system that damages or destroys the myelin sheath. **Spinal Tap:** A medical procedure in which a needle is inserted into the lumbar (lower) region of the spinal cord and cerebrospinal fluid is extracted. The fluid is subsequently examined for the presence of disease. **Gamma Globulin:** Also known as immunoglobulin is blood plasma containing various proteins including antibodies that help fight infections and disease. **Renal Dialysis:** The filtration of blood through an artificial kidney to remove waste products.

Gender	2007			2008			2009			2010			2011		
	Cases	Avg LOS	Avg Bill	Cases	Avg LOS	Avg Bill	Cases	Avg LOS	Avg Bill	Cases	Avg LOS	Avg Bill	Cases	Avg LOS	Avg Bill
Male	71	4.01	\$24,010	60	4.62	\$35,299	75	4.28	\$29,833	88	4.15	\$37,013	95	4.48	\$58,305
Female	171	4.98	\$30,436	223	4.87	\$33,289	244	4.18	\$35,233	237	5.57	\$45,738	243	4.31	\$43,647
Age Group	Cases	Avg LOS	Avg Bill	Cases	Avg LOS	Avg Bill	Cases	Avg LOS	Avg Bill	Cases	Avg LOS	Avg Bill	Cases	Avg LOS	Avg Bill
Ages 0-17	3	1.67	\$10,264	6	2.67	\$13,518	4	3.25	\$19,447	1	1.00	\$21,033	1	2.00	\$22,864
Ages 18-35	48	5.83	\$34,111	64	5.98	\$42,065	80	3.76	\$29,798	77	6.39	\$47,320	76	3.39	\$40,306
Ages 36-49	107	4.44	\$25,279	125	4.22	\$29,944	123	3.77	\$33,692	131	5.04	\$43,735	127	4.50	\$53,818
Ages 50-64	70	4.60	\$32,637	70	5.41	\$37,008	85	4.74	\$35,926	91	4.66	\$40,870	99	5.24	\$49,669
Ages 65+	14	3.93	\$17,986	18	3.28	\$24,138	27	5.96	\$43,512	25	4.32	\$39,358	35	3.54	\$37,344
TOTAL	242	4.70	\$28,551	283	4.82	\$33,715	319	4.21	\$33,963	325	5.18	\$43,376	338	4.36	\$47,767

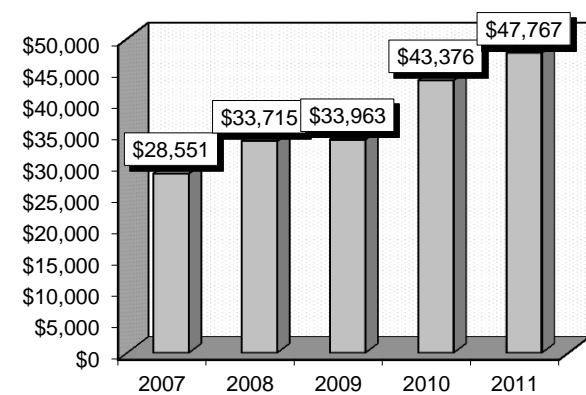
Patient Discharges



Average Length of Stay



Average Billed Charges



County / Hospital	2007			2008			2009			2010			2011		
	Cases	Avg LOS	Avg Bill	Cases	Avg LOS	Avg Bill	Cases	Avg LOS	Avg Bill	Cases	Avg LOS	Avg Bill	Cases	Avg LOS	Avg Bill
CLARK															
Centennial Hills	0	0.00	\$0	23	5.39	\$38,281	14	5.71	\$57,769	16	4.63	\$39,745	27	3.85	\$62,059
Desert Springs	11	6.45	\$33,126	7	4.00	\$22,063	15	4.13	\$29,208	8	4.00	\$28,735	6	3.50	\$41,838
Mountain View	25	3.96	\$35,901	21	3.29	\$25,546	23	3.65	\$31,521	21	3.71	\$38,076	25	5.56	\$50,562
North Vista	2	4.50	\$24,808	4	3.25	\$26,333	5	2.60	\$21,530	3	1.67	\$19,076	5	5.60	\$37,735
Southern Hills	6	3.83	\$21,262	6	2.17	\$21,259	7	3.86	\$33,386	5	3.20	\$23,425	4	3.00	\$31,116
Spring Valley	7	3.29	\$21,124	11	3.55	\$29,993	26	3.31	\$28,065	13	4.23	\$38,659	29	3.72	\$49,677
St. Rose-Rose de Lima	5	4.60	\$32,881	13	3.69	\$25,053	16	3.25	\$27,357	12	17.00	\$113,515	5	3.40	\$33,997
St. Rose-San Martin	7	2.00	\$15,299	14	6.07	\$33,628	16	3.88	\$28,689	21	4.67	\$46,999	12	3.67	\$36,508
St. Rose-Siena	28	3.29	\$18,947	22	4.14	\$26,141	27	5.19	\$44,143	38	4.79	\$43,107	23	4.17	\$31,540
Summerlin	15	4.00	\$29,983	12	2.17	\$26,156	21	3.52	\$30,261	19	3.00	\$49,265	22	3.05	\$45,306
Sunrise	25	5.00	\$29,962	40	7.95	\$54,988	23	4.70	\$41,485	33	5.76	\$53,768	45	3.73	\$65,335
UMC	35	4.51	\$24,528	37	5.51	\$40,004	24	6.13	\$36,312	22	3.45	\$25,049	20	5.35	\$31,147
Valley	34	7.38	\$46,852	27	3.85	\$31,591	48	3.38	\$34,660	67	4.69	\$43,020	63	4.76	\$58,573
TOTAL	200	4.74	\$30,196	237	4.90	\$35,241	265	4.14	\$34,930	278	4.97	\$44,868	286	4.23	\$50,796
WASHOE															
Carson Tahoe	2	4.50	\$25,237	2	6.50	\$21,332	2	5.50	\$28,155	8	3.63	\$20,045	5	5.00	\$24,664
Northern Nevada	4	1.75	\$13,670	4	2.75	\$18,885	3	2.67	\$20,841	3	3.67	\$36,873	7	9.43	\$63,893
Renown Regional	15	4.20	\$24,213	25	3.80	\$24,504	24	6.21	\$41,389	22	9.64	\$49,718	23	5.39	\$30,630
Renown S. Meadows	4	5.25	\$24,226	3	3.67	\$23,816	6	3.00	\$21,406	1	3.00	\$25,847	1	1.00	\$6,643
Saint Mary's	9	6.44	\$23,183	7	8.14	\$45,763	9	3.78	\$25,780	6	3.50	\$21,623	9	3.00	\$28,095
Sierra Surgery	0	0.00	\$0	0	0.00	\$0	0	0.00	\$0	0	0.00	\$0	0	0.00	\$0
TOTAL	34	4.65	\$22,762	41	4.56	\$27,380	44	5.00	\$33,469	40	6.90	\$38,009	45	5.40	\$34,102
RURAL															
Battle Mountain	0	0.00	\$0	0	0.00	\$0	0	0.00	\$0	0	0.00	\$0	0	0.00	\$0
Boulder City	0	0.00	\$0	0	0.00	\$0	0	0.00	\$0	0	0.00	\$0	0	0.00	\$0
Carson Valley	0	0.00	\$0	0	0.00	\$0	0	0.00	\$0	0	0.00	\$0	1	5.00	\$23,685
Churchill	0	0.00	\$0	0	0.00	\$0	3	3.33	\$17,911	2	5.00	\$21,473	0	0.00	\$0
Desert View	0	0.00	\$0	2	2.50	\$9,999	1	1.00	\$2,843	5	3.60	\$12,091	4	2.25	\$7,817
Grover C. Dils	1	2.00	\$9,989	0	0.00	\$0	0	0.00	\$0	0	0.00	\$0	0	0.00	\$0
Humboldt	0	0.00	\$0	0	0.00	\$0	0	0.00	\$0	0	0.00	\$0	0	0.00	\$0
Incline Village	0	0.00	\$0	0	0.00	\$0	0	0.00	\$0	0	0.00	\$0	0	0.00	\$0
Mesa View	0	0.00	\$0	0	0.00	\$0	2	1.00	\$5,380	0	0.00	\$0	0	0.00	\$0
Mount Grant	0	0.00	\$0	0	0.00	\$0	0	0.00	\$0	0	0.00	\$0	0	0.00	\$0
Northeastern	4	4.00	\$13,015	3	3.33	\$15,501	3	2.00	\$10,157	0	0.00	\$0	1	3.00	\$15,915
Nye	1	8.00	\$18,147	0	0.00	\$0	0	0.00	\$0	0	0.00	\$0	1	3.00	\$12,082
Pershing	1	2.00	\$3,762	0	0.00	\$0	0	0.00	\$0	0	0.00	\$0	0	0.00	\$0
South Lyon	0	0.00	\$0	0	0.00	\$0	0	0.00	\$0	0	0.00	\$0	0	0.00	\$0
William Bee Ririe	1	3.00	\$12,227	0	0.00	\$0	1	6.00	\$7,495	0	0.00	\$0	0	0.00	\$0
TOTAL	8	3.88	\$12,023	5	3.00	\$13,300	10	2.50	\$10,530	7	4.00	\$14,771	7	2.86	\$11,850
ALL COUNTIES	242	4.70	\$28,551	283	4.82	\$33,715	319	4.21	\$33,963	325	5.18	\$43,376	338	4.36	\$47,767

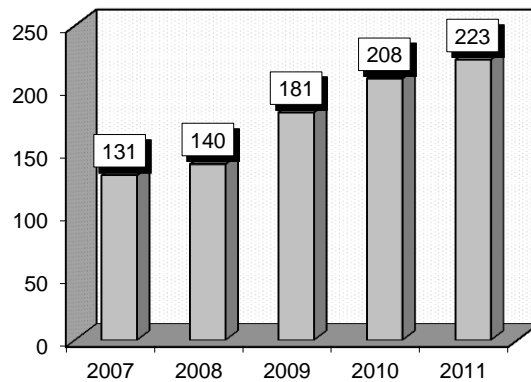
Acute Ischemic Stroke With Use Of Thrombolytic Agent

Diagnoses and Procedures: that frequently accompanied ischemic stroke were: 1) Cerebral artery occlusion, unspecified with cerebral infarction (43491), 2) Cerebral embolism with cerebral infarction (43411), 3) Occlusion and stenosis of carotid artery with cerebral infarction (43311), 4) Cerebral thrombosis with cerebral infarction (43401), 5) Injection or infusion of thrombolytic agent (9910).

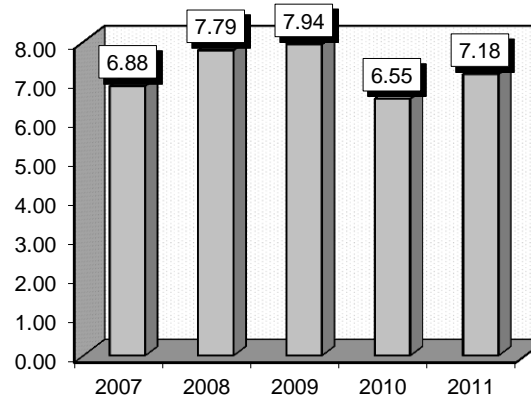
Definitions: **Ischemic Stroke:** The interruption of blood flow to a part of the brain caused by a blood clot. **Ischemia:** Localized anemia to a body part caused by restricted blood flow. **Anemia:** A deficiency of red blood cells. **Thrombosis:** The formation or presence of a thrombus, blood clot. **Embolism:** The occlusion or blockage of a blood vessel. **Infarction:** A section or area of muscular tissue that is dead or dying due to insufficient blood flow. **Stenosis:** An abnormal narrowing of an artery. **Thrombolytic Agent:** A pharmaceutical agent that is used to break up or dissolve blood clots that are diminishing or blocking blood flow to the heart.

Gender	2007			2008			2009			2010			2011		
	Cases	Avg LOS	Avg Bill	Cases	Avg LOS	Avg Bill	Cases	Avg LOS	Avg Bill	Cases	Avg LOS	Avg Bill	Cases	Avg LOS	Avg Bill
Male	74	5.96	\$74,149	69	8.58	\$84,086	85	6.72	\$82,685	103	6.19	\$88,807	122	7.31	\$97,790
Female	57	8.07	\$73,893	71	7.01	\$70,615	96	9.02	\$93,923	105	6.90	\$90,002	101	7.03	\$107,025
Age Group	Cases	Avg LOS	Avg Bill	Cases	Avg LOS	Avg Bill	Cases	Avg LOS	Avg Bill	Cases	Avg LOS	Avg Bill	Cases	Avg LOS	Avg Bill
Ages 0-17	0	0.00	\$0	0	0.00	\$0	0	0.00	\$0	0	0.00	\$0	1	14.00	\$123,712
Ages 18-35	2	9.50	\$68,216	1	7.00	\$92,419	4	13.25	\$128,913	6	3.67	\$74,712	2	6.50	\$115,037
Ages 36-49	13	6.08	\$71,900	19	7.05	\$67,863	20	4.60	\$77,916	24	8.21	\$88,893	24	5.75	\$107,502
Ages 50-64	43	6.74	\$68,897	33	12.61	\$90,753	63	12.10	\$105,549	46	7.61	\$98,041	63	10.43	\$109,594
Ages 65+	73	7.03	\$77,606	87	6.13	\$74,011	94	5.64	\$77,886	132	6.02	\$87,165	133	5.86	\$97,005
TOTAL	131	6.88	\$74,038	140	7.79	\$77,254	181	7.94	\$88,646	208	6.55	\$89,411	223	7.18	\$101,973

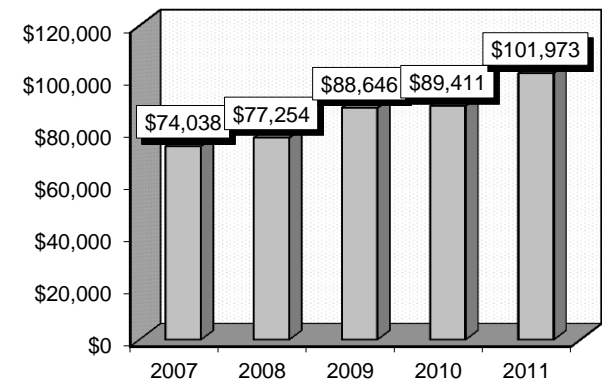
Patient Discharges



Average Length of Stay



Average Billed Charges



County / Hospital	2007			2008			2009			2010			2011		
	Cases	Avg LOS	Avg Bill	Cases	Avg LOS	Avg Bill	Cases	Avg LOS	Avg Bill	Cases	Avg LOS	Avg Bill	Cases	Avg LOS	Avg Bill
CLARK															
Centennial Hills	0	0.00	\$0	2	3.50	\$52,386	2	5.00	\$68,931	0	0.00	\$0	0	0.00	\$0
Desert Springs	6	7.17	\$86,211	7	4.29	\$53,360	9	5.89	\$58,765	19	6.84	\$78,606	10	3.80	\$74,924
Mountain View	0	0.00	\$0	0	0.00	\$0	9	4.44	\$78,370	14	5.07	\$80,974	20	4.30	\$83,795
North Vista	0	0.00	\$0	0	0.00	\$0	0	0.00	\$0	0	0.00	\$0	0	0.00	\$0
Southern Hills	0	0.00	\$0	0	0.00	\$0	4	3.75	\$46,841	3	3.00	\$64,146	3	4.33	\$59,665
Spring Valley	3	7.33	\$72,168	5	19.60	\$128,889	20	7.75	\$119,132	18	5.11	\$97,437	18	10.11	\$145,411
St. Rose-Rose de Lima	0	0.00	\$0	0	0.00	\$0	0	0.00	\$0	0	0.00	\$0	0	0.00	\$0
St. Rose-San Martin	1	7.00	\$48,923	0	0.00	\$0	0	0.00	\$0	0	0.00	\$0	0	0.00	\$0
St. Rose-Siena	0	0.00	\$0	0	0.00	\$0	0	0.00	\$0	7	5.43	\$90,627	18	6.06	\$94,676
Summerlin	3	8.33	\$110,964	0	0.00	\$0	3	3.33	\$72,059	3	2.33	\$86,811	8	4.88	\$131,199
Sunrise	55	5.87	\$71,673	55	6.56	\$76,403	51	4.78	\$80,318	59	6.05	\$88,427	67	6.00	\$113,202
UMC	0	0.00	\$0	3	5.67	\$70,880	9	6.89	\$67,194	5	5.60	\$60,520	11	13.55	\$70,001
Valley	54	7.94	\$77,709	48	8.75	\$78,794	52	12.42	\$108,983	46	8.89	\$115,720	30	12.97	\$128,970
TOTAL	122	6.96	\$75,852	120	7.78	\$77,664	159	7.77	\$91,361	174	6.56	\$93,742	185	7.61	\$109,183
WASHOE															
Carson Tahoe	0	0.00	\$0	0	0.00	\$0	0	0.00	\$0	0	0.00	\$0	0	0.00	\$0
Northern Nevada	0	0.00	\$0	0	0.00	\$0	3	3.33	\$44,586	5	5.20	\$66,932	4	2.00	\$45,825
Renown Regional	7	6.43	\$51,894	16	8.75	\$76,984	15	12.00	\$80,280	20	6.70	\$67,595	25	5.12	\$67,082
Renown S. Meadows	0	0.00	\$0	0	0.00	\$0	0	0.00	\$0	0	0.00	\$0	0	0.00	\$0
Saint Mary's	2	3.50	\$40,889	4	4.25	\$66,059	3	2.67	\$50,865	9	6.89	\$66,631	9	6.56	\$75,629
Sierra Surgery	0	0.00	\$0	0	0.00	\$0	0	0.00	\$0	0	0.00	\$0	0	0.00	\$0
TOTAL	9	5.78	\$49,448	20	7.85	\$74,799	21	9.43	\$70,979	34	6.53	\$67,242	38	5.13	\$66,869
RURAL															
Battle Mountain	0	0.00	\$0	0	0.00	\$0	0	0.00	\$0	0	0.00	\$0	0	0.00	\$0
Boulder City	0	0.00	\$0	0	0.00	\$0	0	0.00	\$0	0	0.00	\$0	0	0.00	\$0
Carson Valley	0	0.00	\$0	0	0.00	\$0	0	0.00	\$0	0	0.00	\$0	0	0.00	\$0
Churchill	0	0.00	\$0	0	0.00	\$0	0	0.00	\$0	0	0.00	\$0	0	0.00	\$0
Desert View	0	0.00	\$0	0	0.00	\$0	0	0.00	\$0	0	0.00	\$0	0	0.00	\$0
Grover C. Dils	0	0.00	\$0	0	0.00	\$0	0	0.00	\$0	0	0.00	\$0	0	0.00	\$0
Humboldt	0	0.00	\$0	0	0.00	\$0	0	0.00	\$0	0	0.00	\$0	0	0.00	\$0
Incline Village	0	0.00	\$0	0	0.00	\$0	0	0.00	\$0	0	0.00	\$0	0	0.00	\$0
Mesa View	0	0.00	\$0	0	0.00	\$0	0	0.00	\$0	0	0.00	\$0	0	0.00	\$0
Mount Grant	0	0.00	\$0	0	0.00	\$0	0	0.00	\$0	0	0.00	\$0	0	0.00	\$0
Northeastern	0	0.00	\$0	0	0.00	\$0	1	4.00	\$27,954	0	0.00	\$0	0	0.00	\$0
Nye	0	0.00	\$0	0	0.00	\$0	0	0.00	\$0	0	0.00	\$0	0	0.00	\$0
Pershing	0	0.00	\$0	0	0.00	\$0	0	0.00	\$0	0	0.00	\$0	0	0.00	\$0
South Lyon	0	0.00	\$0	0	0.00	\$0	0	0.00	\$0	0	0.00	\$0	0	0.00	\$0
William Bee Ririe	0	0.00	\$0	0	0.00	\$0	0	0.00	\$0	0	0.00	\$0	0	0.00	\$0
TOTAL	0	0.00	\$0	0	0.00	\$0	1	4.00	\$27,954	0	0.00	\$0	0	0.00	\$0
ALL COUNTIES	131	6.88	\$74,038	140	7.79	\$77,254	181	7.94	\$88,646	208	6.55	\$89,411	223	7.18	\$101,973

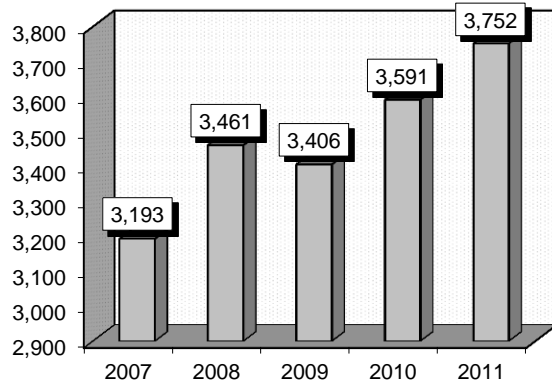
Intracranial Hemorrhage Or Cerebral Infarction

Diagnoses and Procedures: that frequently accompanied intracranial hemorrhage were: 1) Cerebral artery occlusion, unspecified with cerebral infarction (43491), 2) Cerebral embolism with cerebral infarction (43411), 3) Occlusion and stenosis of carotid artery with cerebral infarction (43311), 4) Subdural hemorrhage (4321), 5) Subarachnoid hemorrhage (430), 6) Diagnostic ultrasound of heart (8872), 7) Arteriography of cerebral arteries (8841), 8) Insertion of endotracheal tube (9604), 9) Magnetic resonance imaging (MRI) of brain and brain stem (8891).

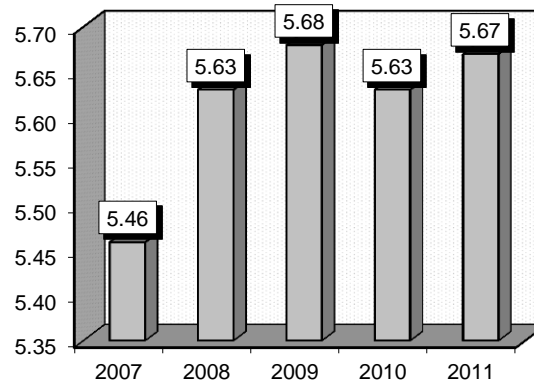
Definitions: **Occlusion:** Blockage. The interruption of blood flow. **Hemorrhage:** Profuse bleeding. **Arteriography:** An x-ray exam of an artery after the injection of a contrast medium. **Thrombosis:** The formation or presence of a thrombus, blood clot. **Embolism:** The occlusion or blockage of a blood vessel. **Infarction:** An section or area of muscular tissue that is dead or dying due to insufficient blood flow. **Stenosis:** An abnormal narrowing of a artery. **Endotracheal Tube:** A catheter that is inserted into the trachea through the mouth or nose. Its purpose is to provide oxygen or to clear away mucus. **Trachea:** Windpipe.

Gender	2007			2008			2009			2010			2011		
	Cases	Avg LOS	Avg Bill	Cases	Avg LOS	Avg Bill	Cases	Avg LOS	Avg Bill	Cases	Avg LOS	Avg Bill	Cases	Avg LOS	Avg Bill
Male	1,650	5.83	\$43,277	1,749	5.83	\$46,998	1,717	6.15	\$52,613	1,845	6.00	\$56,529	1,910	6.03	\$60,720
Female	1,543	5.06	\$39,234	1,712	5.42	\$43,432	1,689	5.20	\$46,498	1,746	5.25	\$48,733	1,842	5.29	\$56,553
Age Group	Cases	Avg LOS	Avg Bill	Cases	Avg LOS	Avg Bill	Cases	Avg LOS	Avg Bill	Cases	Avg LOS	Avg Bill	Cases	Avg LOS	Avg Bill
Ages 0-17	18	6.56	\$46,669	7	9.43	\$83,127	10	4.70	\$45,792	13	6.08	\$49,247	13	3.62	\$34,700
Ages 18-35	52	5.73	\$48,269	80	5.24	\$47,018	53	6.15	\$51,992	49	5.57	\$61,235	84	5.55	\$62,402
Ages 36-49	300	6.51	\$49,043	319	6.34	\$48,129	292	7.05	\$60,210	294	6.30	\$61,113	296	8.05	\$77,162
Ages 50-64	863	6.71	\$47,296	928	6.94	\$51,197	881	7.28	\$57,461	966	7.79	\$62,900	976	6.83	\$64,789
Ages 65+	1,960	4.73	\$37,278	2,127	4.95	\$42,006	2,170	4.84	\$44,910	2,269	4.63	\$47,163	2,383	4.91	\$53,873
TOTAL	3,193	5.46	\$41,323	3,461	5.63	\$45,234	3,406	5.68	\$49,581	3,591	5.63	\$52,738	3,752	5.67	\$58,674

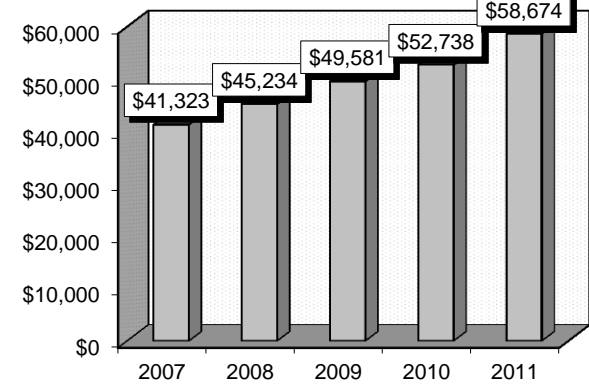
Patient Discharges



Average Length of Stay



Average Billed Charges



County / Hospital	2007			2008			2009			2010			2011		
	Cases	Avg LOS	Avg Bill	Cases	Avg LOS	Avg Bill	Cases	Avg LOS	Avg Bill	Cases	Avg LOS	Avg Bill	Cases	Avg LOS	Avg Bill
CLARK															
Centennial Hills	0	0.00	\$0	79	4.51	\$41,601	92	4.93	\$42,761	88	3.90	\$47,115	85	4.95	\$59,658
Desert Springs	240	5.51	\$41,434	200	5.75	\$50,231	228	6.07	\$52,762	231	6.41	\$57,947	164	5.75	\$62,192
Mountain View	123	4.50	\$37,131	157	4.17	\$37,600	133	4.24	\$47,774	205	4.99	\$59,530	227	5.76	\$72,399
North Vista	60	4.88	\$42,724	65	5.60	\$50,048	52	4.60	\$42,155	44	3.30	\$37,675	35	5.83	\$51,866
Southern Hills	35	6.09	\$43,773	33	3.76	\$29,491	41	4.56	\$45,506	43	5.07	\$53,168	40	4.95	\$63,165
Spring Valley	118	5.16	\$46,756	201	5.24	\$49,927	237	6.45	\$62,093	213	4.27	\$55,691	258	4.76	\$63,175
St. Rose-Rose de Lima	81	4.31	\$40,565	72	4.92	\$42,230	73	7.56	\$54,590	80	3.83	\$42,936	58	4.14	\$47,235
St. Rose-San Martin	32	3.84	\$29,553	79	4.05	\$35,864	67	3.91	\$35,320	63	3.51	\$38,205	48	2.71	\$37,557
St. Rose-Siena	237	3.97	\$37,115	213	5.04	\$43,835	184	3.70	\$39,275	243	4.49	\$53,646	324	4.22	\$52,553
Summerlin	111	3.82	\$42,517	154	3.72	\$38,821	123	4.20	\$48,345	108	3.00	\$41,017	131	3.73	\$53,419
Sunrise	617	7.05	\$54,543	595	6.38	\$57,491	562	7.74	\$72,048	525	6.81	\$73,938	526	6.79	\$81,659
UMC	234	5.58	\$43,528	224	8.08	\$47,520	198	5.85	\$45,733	229	9.92	\$56,130	246	9.30	\$55,605
Valley	435	6.05	\$48,734	493	6.99	\$60,514	485	5.52	\$57,161	458	6.71	\$71,339	512	6.46	\$81,058
TOTAL	2,323	5.64	\$46,022	2,565	5.88	\$50,437	2,475	5.88	\$55,711	2,530	5.92	\$60,551	2,654	5.91	\$67,463
WASHOE															
Carson Tahoe	123	3.73	\$23,927	135	3.35	\$21,886	154	3.90	\$23,340	157	3.39	\$24,439	153	4.25	\$30,106
Northern Nevada	44	3.39	\$29,769	7	3.00	\$32,369	12	2.67	\$27,410	49	3.55	\$39,698	40	5.10	\$53,065
Renown Regional	351	6.13	\$36,285	410	5.93	\$35,788	428	6.18	\$41,870	509	6.02	\$41,812	565	6.13	\$43,736
Renown S. Meadows	40	4.03	\$26,770	37	3.86	\$26,655	38	3.05	\$26,677	12	2.42	\$25,109	30	2.60	\$30,601
Saint Mary's	192	5.05	\$27,758	192	4.88	\$33,648	184	5.41	\$32,897	197	5.12	\$32,150	180	4.11	\$34,674
Sierra Surgery	0	0.00	\$0	0	0.00	\$0	0	0.00	\$0	0	0.00	\$0	0	0.00	\$0
TOTAL	750	5.18	\$31,185	781	5.10	\$32,396	816	5.38	\$35,429	924	5.20	\$36,471	968	5.31	\$39,875
RURAL															
Battle Mountain	0	0.00	\$0	0	0.00	\$0	2	1.00	\$3,163	0	0.00	\$0	0	0.00	\$0
Boulder City	15	4.07	\$8,110	12	3.08	\$7,067	4	3.00	\$7,766	5	5.40	\$5,201	0	0.00	\$0
Carson Valley	14	4.14	\$21,958	15	2.93	\$19,648	13	2.15	\$13,526	17	2.59	\$20,027	16	2.69	\$18,212
Churchill	32	3.31	\$15,074	32	4.34	\$19,675	27	3.63	\$18,689	28	3.32	\$18,329	24	4.29	\$18,962
Desert View	0	0.00	\$0	0	0.00	\$0	6	2.33	\$14,233	31	2.81	\$14,979	31	3.23	\$16,238
Grover C. Dils	2	3.50	\$6,833	3	2.33	\$5,580	3	4.33	\$9,832	0	0.00	\$0	2	3.50	\$7,075
Humboldt	6	2.50	\$5,658	5	4.20	\$12,263	3	4.33	\$13,497	6	3.83	\$11,401	4	2.50	\$20,490
Incline Village	0	0.00	\$0	0	0.00	\$0	0	0.00	\$0	0	0.00	\$0	0	0.00	\$0
Mesa View	10	2.50	\$11,227	9	3.11	\$10,995	22	3.32	\$15,317	11	2.45	\$13,835	15	2.80	\$16,229
Mount Grant	2	3.50	\$8,375	5	5.60	\$10,840	4	7.25	\$15,360	1	2.00	\$11,628	1	3.00	\$7,059
Northeastern	18	3.28	\$19,726	22	2.91	\$20,862	21	3.95	\$30,599	24	3.75	\$29,057	26	2.85	\$27,273
Nye	11	1.91	\$7,594	3	2.33	\$14,056	2	2.50	\$11,356	3	1.33	\$10,468	4	2.00	\$10,799
Pershing	2	7.00	\$19,014	2	6.00	\$18,607	2	2.50	\$11,136	0	0.00	\$0	1	2.00	\$8,940
South Lyon	5	8.00	\$6,918	3	4.00	\$10,477	1	1.00	\$1,134	4	3.25	\$7,733	1	4.00	\$7,269
William Bee Ririe	3	3.67	\$16,024	4	4.75	\$18,061	5	6.80	\$23,276	7	5.14	\$21,946	5	7.20	\$27,075
TOTAL	120	3.53	\$13,728	115	3.63	\$16,368	115	3.57	\$18,058	137	3.26	\$18,172	130	3.32	\$19,233
ALL COUNTIES	3,193	5.46	\$41,323	3,461	5.63	\$45,234	3,406	5.68	\$49,581	3,591	5.63	\$52,738	3,752	5.67	\$58,674

Transient Ischemia

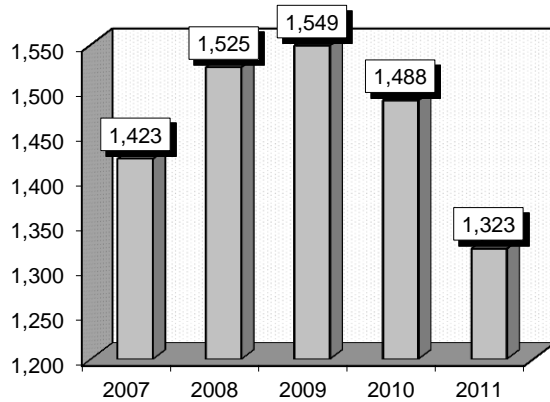
Diagnoses and Procedures: that frequently accompanied transient ischemia were: 1) Unspecified transient cerebral ischemia (4359), 2) Other specified transient cerebral ischemias (4358), 3) Diagnostic ultrasound of heart (8872), 4) Arteriography of cerebral arteries (8841), 5) Magnetic resonance imaging of brain and brain stem (8891).

Definitions: Ischemic Stroke: The interruption of blood flow to a part of the brain caused by a blood clot. **Ischemia:** Localized anemia to a body part caused by restricted blood flow. **Transient Ischemic Attack (TIA):** Temporary stroke like symptoms caused by a brief lack of blood flow to a part of the brain - also called mini-strokes.

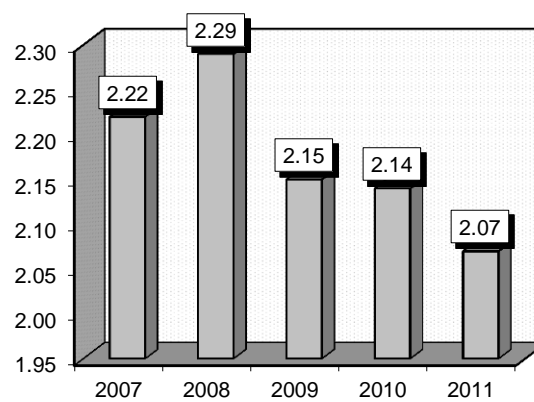
Arteriography: An x-ray exam of an artery after the injection of a contrast medium.

	2007			2008			2009			2010			2011		
Gender	Cases	Avg LOS	Avg Bill	Cases	Avg LOS	Avg Bill	Cases	Avg LOS	Avg Bill	Cases	Avg LOS	Avg Bill	Cases	Avg LOS	Avg Bill
Male	646	2.19	\$21,937	684	2.29	\$23,574	690	2.01	\$25,508	657	2.20	\$28,282	566	1.90	\$29,147
Female	777	2.25	\$22,262	841	2.30	\$23,241	859	2.27	\$25,773	831	2.08	\$28,076	757	2.20	\$31,617
Age Group	Cases	Avg LOS	Avg Bill	Cases	Avg LOS	Avg Bill	Cases	Avg LOS	Avg Bill	Cases	Avg LOS	Avg Bill	Cases	Avg LOS	Avg Bill
Ages 0-17	3	1.00	\$11,325	2	1.00	\$16,129	1	1.00	\$4,821	0	0.00	\$0	0	0.00	\$0
Ages 18-35	32	2.19	\$21,481	42	2.45	\$25,371	44	3.91	\$25,688	30	2.00	\$28,135	18	1.39	\$34,042
Ages 36-49	167	1.98	\$22,521	180	2.09	\$23,584	188	1.71	\$24,350	174	1.90	\$29,350	127	2.16	\$35,182
Ages 50-64	457	2.24	\$23,168	454	2.23	\$23,376	463	2.02	\$26,396	414	2.10	\$28,987	358	1.90	\$30,411
Ages 65+	764	2.27	\$21,464	847	2.36	\$23,275	853	2.23	\$25,563	870	2.20	\$27,541	820	2.15	\$29,834
TOTAL	1,423	2.22	\$22,115	1,525	2.29	\$23,390	1,549	2.15	\$25,655	1,488	2.14	\$28,167	1,323	2.07	\$30,560

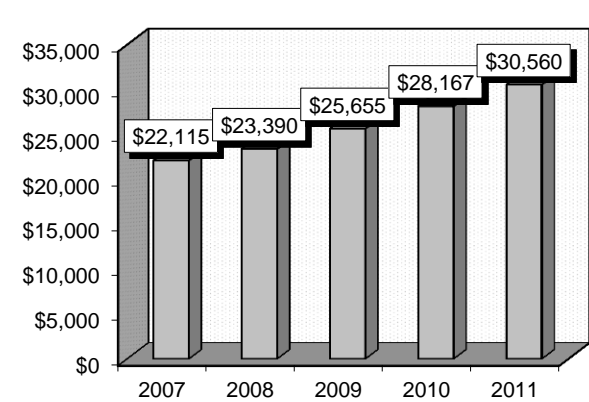
Patient Discharges



Average Length of Stay



Average Billed Charges



County / Hospital	2007			2008			2009			2010			2011		
	Cases	Avg LOS	Avg Bill	Cases	Avg LOS	Avg Bill	Cases	Avg LOS	Avg Bill	Cases	Avg LOS	Avg Bill	Cases	Avg LOS	Avg Bill
CLARK															
Centennial Hills	0	0.00	\$0	81	1.91	\$22,778	106	2.05	\$27,106	73	1.86	\$28,670	74	2.22	\$35,514
Desert Springs	114	2.54	\$23,389	89	2.35	\$25,265	96	2.27	\$25,210	105	2.28	\$27,787	78	2.12	\$28,607
Mountain View	77	1.91	\$22,024	61	2.34	\$25,365	60	2.32	\$30,711	115	2.26	\$32,367	117	2.06	\$35,934
North Vista	35	2.57	\$25,326	20	2.95	\$27,039	26	2.58	\$26,260	15	2.27	\$26,566	22	2.55	\$33,012
Southern Hills	27	2.63	\$21,901	28	2.21	\$20,534	15	1.67	\$22,751	25	1.84	\$27,771	22	2.50	\$33,855
Spring Valley	78	2.17	\$22,104	129	2.04	\$22,427	218	1.79	\$25,847	178	1.69	\$27,191	155	1.63	\$30,644
St. Rose-Rose de Lima	57	2.11	\$23,737	62	2.44	\$26,443	47	2.11	\$27,321	33	2.00	\$26,325	17	2.06	\$34,705
St. Rose-San Martin	40	2.02	\$21,722	49	2.24	\$22,619	51	2.31	\$26,881	45	2.04	\$28,680	18	2.28	\$29,550
St. Rose-Siena	104	2.42	\$25,538	78	2.53	\$26,500	78	2.08	\$26,401	67	2.55	\$30,269	69	2.28	\$33,891
Summerlin	78	1.77	\$22,453	85	2.04	\$24,104	76	1.72	\$25,595	80	1.77	\$27,577	120	2.19	\$32,558
Sunrise	196	2.79	\$28,619	208	2.39	\$28,490	135	2.36	\$33,245	92	2.47	\$40,215	92	2.30	\$41,391
UMC	85	2.59	\$22,466	66	3.47	\$24,204	66	1.82	\$21,481	73	3.34	\$31,726	39	2.10	\$26,201
Valley	213	2.22	\$21,953	253	2.28	\$23,113	270	2.61	\$27,199	229	2.25	\$33,169	160	2.26	\$36,109
TOTAL	1,104	2.35	\$23,902	1,209	2.34	\$24,718	1,244	2.18	\$27,093	1,130	2.19	\$30,682	983	2.12	\$33,834
WASHOE															
Carson Tahoe	64	1.53	\$12,442	34	2.03	\$13,570	44	2.11	\$16,662	52	1.88	\$16,563	55	1.82	\$17,247
Northern Nevada	22	1.32	\$19,120	12	1.67	\$19,884	5	1.60	\$22,745	15	2.13	\$26,983	14	1.86	\$33,238
Renown Regional	120	1.90	\$20,102	160	2.07	\$21,266	140	2.00	\$22,865	150	2.14	\$25,697	145	2.18	\$25,638
Renown S. Meadows	20	1.95	\$17,570	17	1.76	\$17,465	18	1.44	\$21,857	18	1.72	\$25,445	13	1.38	\$27,492
Saint Mary's	36	1.58	\$13,509	36	2.25	\$18,479	40	2.63	\$23,058	43	2.14	\$19,354	34	1.62	\$22,492
Sierra Surgery	0	0.00	\$0	0	0.00	\$0	0	0.00	\$0	0	0.00	\$0	0	0.00	\$0
TOTAL	262	1.72	\$17,049	259	2.05	\$19,555	247	2.07	\$21,715	278	2.06	\$23,060	261	1.97	\$23,960
RURAL															
Battle Mountain	1	3.00	\$5,868	0	0.00	\$0	1	1.00	\$1,731	0	0.00	\$0	0	0.00	\$0
Boulder City	4	2.50	\$3,981	5	1.60	\$3,768	1	1.00	\$2,348	1	1.00	\$7,217	1	3.00	\$11,793
Carson Valley	10	1.90	\$16,104	9	1.67	\$13,442	6	1.33	\$7,668	3	1.00	\$10,818	4	1.50	\$13,564
Churchill	8	2.00	\$11,960	17	2.71	\$14,654	14	1.71	\$13,146	14	1.79	\$11,849	11	1.64	\$9,763
Desert View	0	0.00	\$0	4	1.25	\$5,615	19	2.21	\$11,626	28	1.82	\$9,923	25	1.84	\$10,835
Grover C. Dils	0	0.00	\$0	0	0.00	\$0	0	0.00	\$0	0	0.00	\$0	0	0.00	\$0
Humboldt	1	2.00	\$2,424	0	0.00	\$0	0	0.00	\$0	1	1.00	\$12,559	7	1.14	\$14,665
Incline Village	0	0.00	\$0	0	0.00	\$0	0	0.00	\$0	0	0.00	\$0	0	0.00	\$0
Mesa View	3	1.33	\$15,425	2	1.00	\$4,754	5	1.20	\$8,211	19	1.53	\$8,722	14	1.36	\$9,354
Mount Grant	0	0.00	\$0	3	9.33	\$23,535	1	4.00	\$9,798	3	1.67	\$5,974	7	4.14	\$12,278
Northeastern	11	2.45	\$13,918	8	3.00	\$19,874	6	2.33	\$16,848	7	1.57	\$16,772	7	1.71	\$20,498
Nye	5	1.40	\$9,002	5	1.40	\$9,941	3	1.33	\$11,815	2	1.50	\$5,987	1	1.00	\$5,990
Pershing	1	2.00	\$5,750	0	0.00	\$0	0	0.00	\$0	1	1.00	\$4,074	0	0.00	\$0
South Lyon	2	1.00	\$3,278	0	0.00	\$0	0	0.00	\$0	0	0.00	\$0	0	0.00	\$0
William Bee Ririe	11	1.55	\$6,951	4	1.25	\$5,188	2	4.50	\$14,942	1	2.00	\$18,164	2	1.00	\$2,726
TOTAL	57	1.91	\$10,773	57	2.46	\$12,648	58	1.95	\$11,591	80	1.65	\$10,390	79	1.82	\$11,630
ALL COUNTIES	1,423	2.22	\$22,115	1,525	2.29	\$23,390	1,549	2.15	\$25,655	1,488	2.14	\$28,167	1,323	2.07	\$30,560

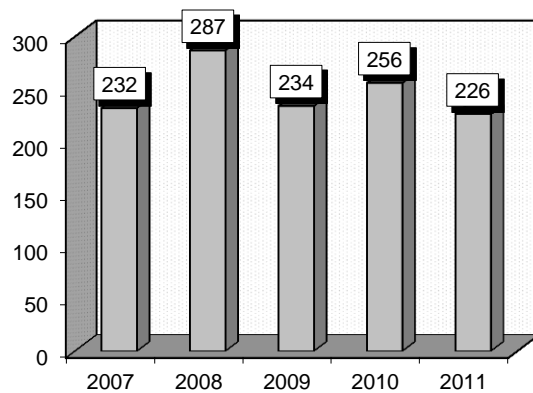
Concussion

Diagnoses and Procedures: that frequently accompanied concussion were: 1) Concussion with loss of consciousness of unspecified duration (8505), 2) Concussion, with loss of consciousness of 30 minutes or less (85011), 3) Concussion with no loss of consciousness (8500), 4) Closure of skin and subcutaneous tissue of other sites (8659), 5) Continuous invasive mechanical ventilation for less than 96 consecutive hours (9671).

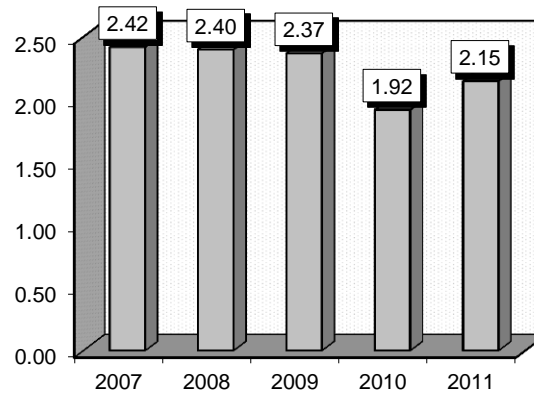
Definitions: **Concussion:** A violent blow to the head causing temporary loss of function or consciousness. **Subcutaneous Tissue:** Located just beneath the skin.

Gender	2007			2008			2009			2010			2011		
	Cases	Avg LOS	Avg Bill	Cases	Avg LOS	Avg Bill	Cases	Avg LOS	Avg Bill	Cases	Avg LOS	Avg Bill	Cases	Avg LOS	Avg Bill
Male	161	2.18	\$30,682	189	2.13	\$30,581	157	2.17	\$30,967	162	2.01	\$34,759	131	1.92	\$35,444
Female	71	2.96	\$32,628	98	2.93	\$32,468	77	2.78	\$27,641	94	1.77	\$28,922	95	2.47	\$36,122
Age Group	Cases	Avg LOS	Avg Bill	Cases	Avg LOS	Avg Bill	Cases	Avg LOS	Avg Bill	Cases	Avg LOS	Avg Bill	Cases	Avg LOS	Avg Bill
Ages 0-17	48	1.75	\$24,759	62	1.45	\$22,379	64	1.45	\$20,415	65	1.40	\$26,292	45	1.62	\$26,290
Ages 18-35	80	2.05	\$34,050	85	1.81	\$35,250	57	1.70	\$31,511	74	1.77	\$35,066	68	1.59	\$36,809
Ages 36-49	36	2.64	\$31,176	45	2.31	\$33,851	39	3.77	\$38,530	42	1.83	\$31,955	30	2.00	\$40,541
Ages 50-64	34	3.44	\$38,843	41	2.66	\$29,843	42	2.90	\$35,341	36	2.08	\$33,710	30	2.33	\$34,520
Ages 65+	34	2.97	\$26,501	54	4.31	\$33,909	32	2.97	\$28,142	39	3.03	\$38,207	53	3.30	\$40,319
TOTAL	232	2.42	\$31,278	287	2.40	\$31,226	234	2.37	\$29,873	256	1.92	\$32,616	226	2.15	\$35,729

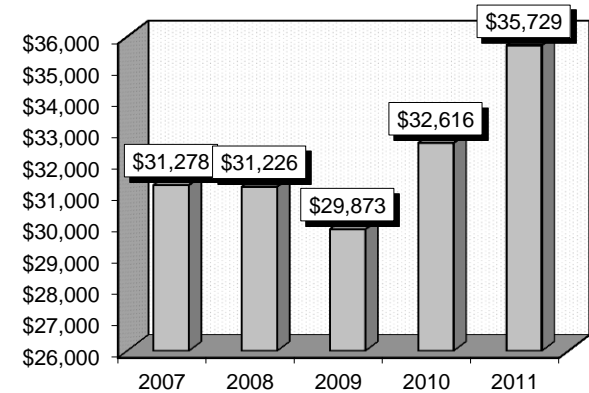
Patient Discharges



Average Length of Stay



Average Billed Charges



County / Hospital	2007			2008			2009			2010			2011		
	Cases	Avg LOS	Avg Bill	Cases	Avg LOS	Avg Bill	Cases	Avg LOS	Avg Bill	Cases	Avg LOS	Avg Bill	Cases	Avg LOS	Avg Bill
CLARK															
Centennial Hills	0	0.00	\$0	3	1.67	\$15,901	7	1.86	\$16,004	4	4.00	\$43,768	1	1.00	\$29,219
Desert Springs	3	4.33	\$25,710	3	2.00	\$25,957	4	1.50	\$14,824	4	2.50	\$38,544	2	1.00	\$20,277
Mountain View	2	1.00	\$12,975	2	5.00	\$28,653	4	2.00	\$24,016	4	2.00	\$26,045	5	1.60	\$29,065
North Vista	0	0.00	\$0	1	1.00	\$4,610	0	0.00	\$0	0	0.00	\$0	1	2.00	\$11,427
Southern Hills	2	4.50	\$25,508	2	3.00	\$34,858	0	0.00	\$0	0	0.00	\$0	2	1.00	\$23,366
Spring Valley	2	2.00	\$12,775	5	4.00	\$30,045	7	3.57	\$38,378	8	1.38	\$22,678	8	1.38	\$26,841
St. Rose-Rose de Lima	3	1.67	\$13,048	5	1.80	\$20,704	0	0.00	\$0	2	1.00	\$17,440	1	3.00	\$82,398
St. Rose-San Martin	0	0.00	\$0	6	2.17	\$15,774	6	1.83	\$14,311	2	2.00	\$32,424	1	4.00	\$30,424
St. Rose-Siena	12	2.17	\$25,125	12	1.67	\$26,310	17	1.76	\$21,331	17	1.71	\$26,643	12	1.83	\$31,199
Summerlin	6	1.67	\$12,083	2	1.00	\$9,249	8	1.25	\$14,307	9	1.22	\$13,474	7	5.57	\$64,250
Sunrise	31	2.58	\$25,560	51	2.53	\$29,886	30	2.13	\$27,458	28	2.29	\$37,993	32	2.72	\$47,988
UMC	97	2.58	\$40,334	110	2.16	\$36,432	78	2.40	\$34,768	87	1.70	\$33,344	79	1.57	\$32,425
Valley	7	1.86	\$17,262	10	4.10	\$32,278	8	2.00	\$16,016	8	2.38	\$24,832	6	1.33	\$22,822
TOTAL	165	2.50	\$32,839	212	2.36	\$32,049	169	2.19	\$28,182	173	1.86	\$31,515	157	1.99	\$36,045
WASHOE															
Carson Tahoe	0	0.00	\$0	2	3.50	\$31,825	2	1.00	\$7,336	1	2.00	\$14,444	3	1.67	\$10,283
Northern Nevada	0	0.00	\$0	1	4.00	\$37,668	0	0.00	\$0	1	2.00	\$18,984	1	1.00	\$10,966
Renown Regional	57	2.12	\$29,389	51	2.29	\$34,092	54	3.00	\$38,827	68	2.12	\$39,132	48	2.71	\$42,993
Renown S. Meadows	0	0.00	\$0	0	0.00	\$0	0	0.00	\$0	0	0.00	\$0	2	2.00	\$30,884
Saint Mary's	3	3.67	\$28,510	6	5.67	\$27,921	0	0.00	\$0	1	1.00	\$4,197	0	0.00	\$0
Sierra Surgery	0	0.00	\$0	0	0.00	\$0	0	0.00	\$0	0	0.00	\$0	0	0.00	\$0
TOTAL	60	2.20	\$29,345	60	2.70	\$33,459	56	2.93	\$37,702	71	2.10	\$38,008	54	2.59	\$40,134
RURAL															
Battle Mountain	0	0.00	\$0	0	0.00	\$0	0	0.00	\$0	0	0.00	\$0	0	0.00	\$0
Boulder City	0	0.00	\$0	1	4.00	\$4,054	0	0.00	\$0	0	0.00	\$0	2	3.00	\$4,635
Carson Valley	0	0.00	\$0	2	2.00	\$16,163	0	0.00	\$0	1	1.00	\$6,518	0	0.00	\$0
Churchill	0	0.00	\$0	0	0.00	\$0	0	0.00	\$0	0	0.00	\$0	3	1.33	\$13,199
Desert View	0	0.00	\$0	0	0.00	\$0	3	2.00	\$8,813	1	1.00	\$2,816	1	1.00	\$5,423
Grover C. Dils	0	0.00	\$0	0	0.00	\$0	0	0.00	\$0	0	0.00	\$0	0	0.00	\$0
Humboldt	2	5.50	\$13,304	1	2.00	\$28,863	0	0.00	\$0	0	0.00	\$0	1	1.00	\$4,313
Incline Village	0	0.00	\$0	0	0.00	\$0	0	0.00	\$0	0	0.00	\$0	0	0.00	\$0
Mesa View	0	0.00	\$0	1	1.00	\$8,217	2	2.00	\$14,564	2	1.00	\$12,658	1	1.00	\$2,099
Mount Grant	1	2.00	\$5,120	1	1.00	\$1,822	0	0.00	\$0	0	0.00	\$0	0	0.00	\$0
Northeastern	1	1.00	\$4,731	4	2.50	\$13,007	3	2.67	\$19,081	5	2.80	\$28,100	4	3.75	\$38,975
Nye	3	1.00	\$13,631	3	1.00	\$9,507	0	0.00	\$0	3	1.00	\$7,914	2	2.00	\$13,573
Pershing	0	0.00	\$0	0	0.00	\$0	0	0.00	\$0	0	0.00	\$0	0	0.00	\$0
South Lyon	0	0.00	\$0	0	0.00	\$0	0	0.00	\$0	0	0.00	\$0	1	1.00	\$4,774
William Bee Ririe	0	0.00	\$0	2	1.50	\$2,009	1	2.00	\$3,333	0	0.00	\$0	0	0.00	\$0
TOTAL	7	2.43	\$11,050	15	1.87	\$10,656	9	2.22	\$12,905	12	1.75	\$16,574	15	2.20	\$16,568
ALL COUNTIES	232	2.42	\$31,278	287	2.40	\$31,226	234	2.37	\$29,873	256	1.92	\$32,616	226	2.15	\$35,729

Major Chest Procedures

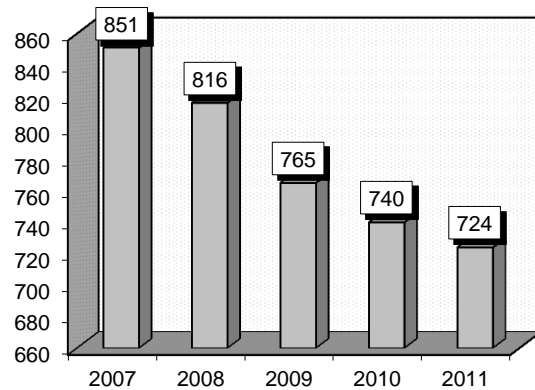
Procedures: that frequently accompanied major chest procedures were: 1) Lobectomies of the lung (324), 2) Decortication of the lung (3451), 3) Fiber-optic bronchoscopy (3322), 4) Other local excision or destruction of a lesion or tissue of the lung, and insertion of intercostal catheter (chest tube) for drainage (3404), 5) Open lung biopsy (3328).

Definitions: **Bronchoscopy:** Evaluation of all the major airways through a scope (a thin tube with a light on the end). **Thoroscopy:** Surgery on the chest cavity through small incisions, aided by camera-mounted scopes. This is usually done for lung biopsies, treatment of fluid in the chest, or to treat a pneumothorax. **Wedge resection:** The surgical removal of a small wedge shaped portion of the lung. **Lobectomy:** Surgical removal of a lobe or section of the lung. **Decortication:** Removal of portion of the surface of the lung. **Intercostal:** The space between two ribs.

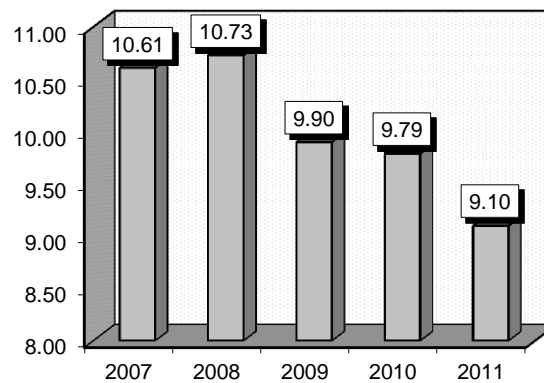
Comment: This procedure includes surgery on structures within the chest cavity, excluding the heart. The most common procedures are those involving the lungs and the esophagus.

	2007			2008			2009			2010			2011		
Gender	Cases	Avg LOS	Avg Bill	Cases	Avg LOS	Avg Bill	Cases	Avg LOS	Avg Bill	Cases	Avg LOS	Avg Bill	Cases	Avg LOS	Avg Bill
Male	454	10.90	\$110,018	448	11.40	\$115,125	404	11.00	\$115,178	400	10.54	\$124,085	384	9.13	\$118,722
Female	397	10.28	\$98,946	368	9.91	\$102,113	361	8.66	\$91,824	340	8.92	\$103,738	340	9.06	\$114,844
Age Group	Cases	Avg LOS	Avg Bill	Cases	Avg LOS	Avg Bill	Cases	Avg LOS	Avg Bill	Cases	Avg LOS	Avg Bill	Cases	Avg LOS	Avg Bill
Ages 0-17	61	12.08	\$111,042	59	9.83	\$91,503	71	8.99	\$90,070	56	7.82	\$86,246	64	8.27	\$93,995
Ages 18-35	54	10.54	\$101,309	64	12.55	\$145,318	49	10.16	\$92,090	45	9.89	\$95,713	63	8.79	\$103,315
Ages 36-49	112	9.93	\$95,814	83	12.05	\$123,656	89	10.54	\$103,811	73	12.81	\$131,083	67	10.18	\$123,192
Ages 50-64	253	10.90	\$110,845	250	10.39	\$107,362	220	10.75	\$115,473	217	9.98	\$117,645	186	10.20	\$126,003
Ages 65+	371	10.40	\$102,993	360	10.48	\$103,752	336	9.32	\$101,578	349	9.35	\$116,533	344	8.50	\$117,503
TOTAL	851	10.61	\$104,853	816	10.73	\$109,257	765	9.90	\$104,158	740	9.79	\$114,736	724	9.10	\$116,901

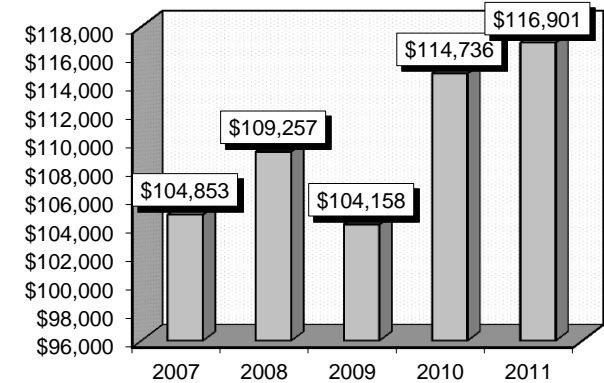
Patient Discharges



Average Length of Stay



Average Billed Charges



County / Hospital	2007			2008			2009			2010			2011		
	Cases	Avg LOS	Avg Bill	Cases	Avg LOS	Avg Bill	Cases	Avg LOS	Avg Bill	Cases	Avg LOS	Avg Bill	Cases	Avg LOS	Avg Bill
CLARK															
Centennial Hills	0	0.00	\$0	12	16.42	\$165,200	8	12.50	\$105,291	14	15.79	\$250,687	5	10.20	\$186,129
Desert Springs	157	8.85	\$98,290	35	12.11	\$117,329	30	17.03	\$189,068	29	14.10	\$168,264	34	12.50	\$178,126
Mountain View	49	9.65	\$108,204	81	9.21	\$112,297	72	7.54	\$104,445	48	7.04	\$101,582	51	8.90	\$129,517
North Vista	13	15.62	\$195,829	26	13.65	\$167,694	8	13.25	\$162,361	7	12.29	\$154,798	3	14.67	\$240,375
Southern Hills	8	9.75	\$91,720	15	11.73	\$109,915	11	9.27	\$87,756	10	7.40	\$96,384	12	10.17	\$157,772
Spring Valley	24	16.29	\$142,640	16	14.13	\$124,112	23	17.48	\$159,590	17	13.65	\$175,598	13	11.85	\$142,435
St. Rose-Rose de Lima	11	14.82	\$117,386	9	16.33	\$157,441	4	11.25	\$115,061	5	17.20	\$195,098	0	0.00	\$0
St. Rose-San Martin	13	8.08	\$81,310	96	7.11	\$73,597	114	7.04	\$80,838	124	8.31	\$105,322	125	7.26	\$109,970
St. Rose-Siena	64	13.52	\$116,777	70	12.74	\$112,462	60	9.97	\$110,576	46	10.35	\$125,400	48	10.13	\$121,407
Summerlin	62	12.87	\$132,694	60	9.90	\$114,947	60	8.03	\$94,287	56	9.79	\$117,966	54	9.63	\$131,301
Sunrise	128	12.26	\$135,229	84	11.79	\$131,295	82	11.13	\$134,431	72	11.29	\$162,841	78	10.38	\$144,371
UMC	51	12.90	\$143,512	47	15.89	\$147,067	46	17.61	\$151,367	52	13.73	\$133,476	35	16.06	\$159,335
Valley	35	10.97	\$100,252	43	15.74	\$215,785	31	12.61	\$158,216	35	10.29	\$145,253	37	13.41	\$218,883
TOTAL	615	11.51	\$119,712	594	11.54	\$123,991	549	10.57	\$118,083	515	10.46	\$132,926	495	10.17	\$140,725
WASHOE															
Carson Tahoe	42	6.38	\$71,834	45	8.71	\$78,644	43	8.05	\$85,654	37	7.70	\$84,339	43	5.26	\$72,209
Northern Nevada	7	8.86	\$68,826	5	13.20	\$143,460	4	14.00	\$120,215	5	15.80	\$129,633	4	13.75	\$171,295
Renown Regional	84	10.82	\$73,836	72	10.07	\$66,372	74	10.77	\$74,775	83	10.80	\$79,498	99	8.71	\$67,028
Renown S. Meadows	33	4.58	\$33,505	22	4.91	\$44,233	36	2.83	\$29,026	34	4.47	\$44,383	20	4.90	\$44,110
Saint Mary's	69	8.19	\$69,205	76	7.80	\$71,272	57	7.12	\$67,199	58	6.88	\$69,483	60	4.83	\$57,702
Sierra Surgery	0	0.00	\$0	0	0.00	\$0	0	0.00	\$0	1	1.00	\$20,603	0	0.00	\$0
TOTAL	235	8.32	\$66,306	220	8.56	\$70,113	214	7.98	\$68,096	218	8.31	\$73,059	226	6.77	\$65,355
RURAL															
Battle Mountain	0	0.00	\$0	0	0.00	\$0	0	0.00	\$0	0	0.00	\$0	0	0.00	\$0
Boulder City	0	0.00	\$0	0	0.00	\$0	0	0.00	\$0	0	0.00	\$0	0	0.00	\$0
Carson Valley	0	0.00	\$0	0	0.00	\$0	0	0.00	\$0	7	6.57	\$74,466	3	7.33	\$69,045
Churchill	1	1.00	\$24,884	1	2.00	\$27,113	2	30.00	\$140,157	0	0.00	\$0	0	0.00	\$0
Desert View	0	0.00	\$0	0	0.00	\$0	0	0.00	\$0	0	0.00	\$0	0	0.00	\$0
Grover C. Dils	0	0.00	\$0	0	0.00	\$0	0	0.00	\$0	0	0.00	\$0	0	0.00	\$0
Humboldt	0	0.00	\$0	0	0.00	\$0	0	0.00	\$0	0	0.00	\$0	0	0.00	\$0
Incline Village	0	0.00	\$0	0	0.00	\$0	0	0.00	\$0	0	0.00	\$0	0	0.00	\$0
Mesa View	0	0.00	\$0	0	0.00	\$0	0	0.00	\$0	0	0.00	\$0	0	0.00	\$0
Mount Grant	0	0.00	\$0	0	0.00	\$0	0	0.00	\$0	0	0.00	\$0	0	0.00	\$0
Northeastern	0	0.00	\$0	1	14.00	\$51,252	0	0.00	\$0	0	0.00	\$0	0	0.00	\$0
Nye	0	0.00	\$0	0	0.00	\$0	0	0.00	\$0	0	0.00	\$0	0	0.00	\$0
Pershing	0	0.00	\$0	0	0.00	\$0	0	0.00	\$0	0	0.00	\$0	0	0.00	\$0
South Lyon	0	0.00	\$0	0	0.00	\$0	0	0.00	\$0	0	0.00	\$0	0	0.00	\$0
William Bee Ririe	0	0.00	\$0	0	0.00	\$0	0	0.00	\$0	0	0.00	\$0	0	0.00	\$0
TOTAL	1	1.00	\$24,884	2	8.00	\$39,183	2	30.00	\$140,157	7	6.57	\$74,466	3	7.33	\$69,045
ALL COUNTIES	851	10.61	\$104,853	816	10.73	\$109,257	765	9.90	\$104,158	740	9.79	\$114,736	724	9.10	\$116,901

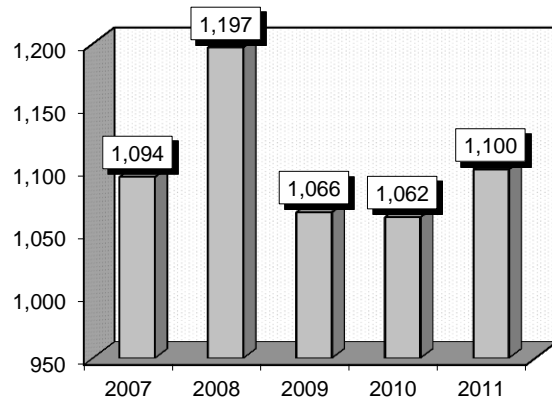
Respiratory Infections & Inflammations

Diagnoses: that frequently accompanied respiratory infections & inflammations were: 1) Pneumonia due to inhalation of food or vomitus (5070), 2) Chronic airway obstruction (496), 3) Hypoxemia (79902), 4) Dysphagia (7872), 5) Pneumonia due to staphylococcus (4824), 6) Gastroesophageal reflux (53081), 7) Cystic fibrosis with pulmonary manifestations (27702).

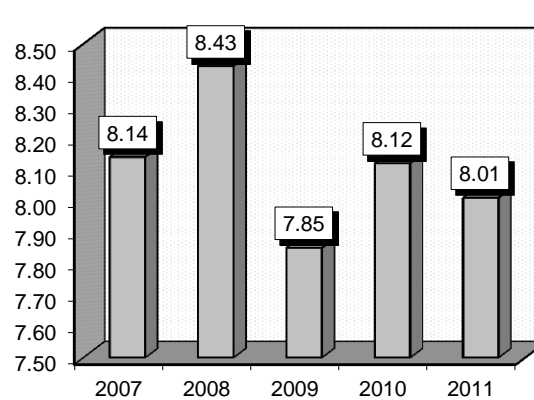
Definitions: **Pneumonia:** An acute inflammation of the lungs. **Pseudomonas:** A genus of gram-negative bacteria that includes several free-living species in soil and water and some opportunistic pathogens. **Hypoxemia:** Low oxygen levels in the blood. **Dysphagia:** Difficulty swallowing. **Staphylococcus:** An infection caused by any one of several pathogenic species. Staphylococcus pneumonia often follows other viral disease and may be associated with chronic or debilitating illness. **Pathogen:** A microorganism capable of producing disease. **Aspiration pneumonia:** An inflammatory condition of the lungs and bronchi caused by inhalation of foreign material or vomitus. **Cystic fibrosis:** Is a hereditary disease that affects the lungs, digestive system, sweat glands, and male reproductive organs.

Gender	2007			2008			2009			2010			2011		
	Cases	Avg LOS	Avg Bill	Cases	Avg LOS	Avg Bill	Cases	Avg LOS	Avg Bill	Cases	Avg LOS	Avg Bill	Cases	Avg LOS	Avg Bill
Male	633	8.33	\$59,328	666	8.29	\$60,514	610	8.18	\$64,600	595	8.25	\$72,126	627	8.03	\$76,162
Female	461	7.87	\$55,883	531	8.60	\$64,044	456	7.41	\$60,814	467	7.95	\$68,253	473	7.98	\$75,324
Age Group	Cases	Avg LOS	Avg Bill	Cases	Avg LOS	Avg Bill	Cases	Avg LOS	Avg Bill	Cases	Avg LOS	Avg Bill	Cases	Avg LOS	Avg Bill
Ages 0-17	49	7.47	\$47,602	49	7.20	\$49,185	41	6.93	\$52,770	37	7.49	\$56,916	41	8.12	\$74,103
Ages 18-35	71	7.93	\$59,757	86	11.10	\$76,474	85	9.48	\$75,531	63	7.89	\$65,784	69	8.06	\$74,176
Ages 36-49	112	8.06	\$51,716	120	8.65	\$60,760	104	9.64	\$61,075	85	9.66	\$84,085	99	9.14	\$77,841
Ages 50-64	224	9.34	\$62,055	230	8.95	\$66,766	199	7.64	\$63,555	212	8.24	\$71,007	218	8.12	\$79,889
Ages 65+	638	7.80	\$58,070	712	7.99	\$59,937	637	7.46	\$62,094	665	7.94	\$69,682	673	7.79	\$74,448
TOTAL	1,094	8.14	\$57,876	1,197	8.43	\$62,080	1,066	7.85	\$62,980	1,062	8.12	\$70,423	1,100	8.01	\$75,802

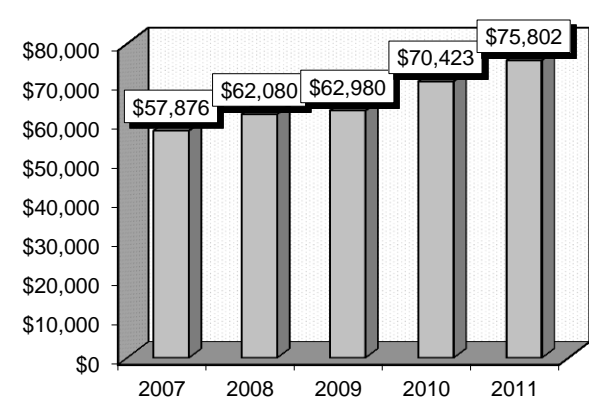
Patient Discharges



Average Length of Stay



Average Billed Charges



County / Hospital	2007			2008			2009			2010			2011		
	Cases	Avg LOS	Avg Bill	Cases	Avg LOS	Avg Bill	Cases	Avg LOS	Avg Bill	Cases	Avg LOS	Avg Bill	Cases	Avg LOS	Avg Bill
CLARK															
Centennial Hills	0	0.00	\$0	11	5.27	\$47,218	39	6.05	\$61,881	26	9.23	\$106,204	56	7.88	\$98,550
Desert Springs	87	9.11	\$64,235	86	7.76	\$67,535	92	8.53	\$72,731	66	8.45	\$75,124	66	7.88	\$87,331
Mountain View	86	7.62	\$59,570	108	7.84	\$70,365	100	6.39	\$62,596	94	7.47	\$79,091	76	7.54	\$91,545
North Vista	49	9.43	\$71,072	51	9.39	\$80,296	40	8.40	\$82,185	33	9.85	\$92,794	46	10.07	\$94,093
Southern Hills	27	10.04	\$62,954	46	8.70	\$71,086	27	9.15	\$87,369	35	9.06	\$89,574	35	7.83	\$95,272
Spring Valley	45	10.76	\$83,535	41	10.05	\$83,371	37	7.30	\$75,091	27	10.26	\$114,517	49	6.29	\$84,603
St. Rose-Rose de Lima	40	6.85	\$49,886	48	8.42	\$67,641	34	8.00	\$67,819	34	6.50	\$55,882	21	8.81	\$77,996
St. Rose-San Martin	23	8.35	\$62,226	48	8.77	\$68,876	34	6.12	\$51,494	31	7.16	\$58,853	36	6.72	\$71,005
St. Rose-Siena	65	7.28	\$54,548	84	8.06	\$62,129	73	7.77	\$61,488	80	8.53	\$74,739	80	7.89	\$77,675
Summerlin	45	7.64	\$78,618	63	6.81	\$72,906	51	8.10	\$89,309	55	7.13	\$95,072	57	8.32	\$112,085
Sunrise	124	8.79	\$74,202	107	9.40	\$82,032	99	9.67	\$93,192	92	9.53	\$101,039	84	8.08	\$94,437
UMC	107	9.74	\$67,962	90	11.10	\$69,305	68	10.60	\$75,279	64	11.34	\$76,541	80	9.34	\$72,540
Valley	57	11.11	\$95,594	53	8.89	\$70,313	32	8.41	\$102,567	54	9.65	\$117,951	53	10.60	\$128,254
TOTAL	755	8.89	\$68,986	836	8.70	\$71,551	726	8.15	\$75,091	691	8.77	\$86,743	739	8.25	\$91,176
WASHOE															
Carson Tahoe	79	5.87	\$36,366	66	6.15	\$37,578	75	5.43	\$31,581	56	7.48	\$48,241	67	5.96	\$42,251
Northern Nevada	32	5.59	\$38,061	33	6.15	\$43,736	13	5.77	\$36,261	30	6.60	\$52,209	24	5.33	\$47,173
Renown Regional	69	7.80	\$38,821	86	11.83	\$52,485	92	8.36	\$45,499	116	8.36	\$45,934	132	9.73	\$54,955
Renown S. Meadows	28	9.14	\$41,009	24	8.08	\$40,341	23	5.87	\$34,813	20	7.85	\$42,696	11	6.64	\$41,841
Saint Mary's	48	7.00	\$35,139	78	7.64	\$40,552	59	10.92	\$43,795	63	6.90	\$37,752	44	8.48	\$45,420
Sierra Surgery	0	0.00	\$0	0	0.00	\$0	0	0.00	\$0	0	0.00	\$0	0	0.00	\$0
TOTAL	256	6.93	\$37,517	287	8.42	\$43,792	262	7.75	\$39,735	285	7.65	\$45,012	278	8.12	\$49,193
RURAL															
Battle Mountain	2	2.00	\$3,884	2	5.50	\$9,052	0	0.00	\$0	0	0.00	\$0	2	2.50	\$5,991
Boulder City	12	8.50	\$18,868	4	10.50	\$25,221	9	5.67	\$14,266	10	6.90	\$16,798	4	7.75	\$18,406
Carson Valley	9	5.11	\$20,464	16	5.38	\$29,608	12	4.58	\$35,574	8	3.88	\$30,105	18	4.17	\$31,335
Churchill	13	4.31	\$19,413	11	7.00	\$33,969	8	5.13	\$19,463	20	3.85	\$20,153	22	8.18	\$34,950
Desert View	0	0.00	\$0	0	0.00	\$0	5	5.40	\$33,225	8	4.75	\$26,202	8	5.00	\$25,177
Grover C. Dils	2	4.50	\$9,000	0	0.00	\$0	0	0.00	\$0	0	0.00	\$0	0	0.00	\$0
Humboldt	4	3.00	\$10,014	2	7.50	\$19,707	1	3.00	\$13,016	2	4.50	\$12,854	3	6.00	\$37,456
Incline Village	0	0.00	\$0	0	0.00	\$0	0	0.00	\$0	0	0.00	\$0	0	0.00	\$0
Mesa View	6	4.33	\$18,701	3	3.67	\$20,177	7	3.71	\$15,431	4	3.00	\$16,444	8	4.00	\$21,377
Mount Grant	0	0.00	\$0	3	4.00	\$7,173	0	0.00	\$0	0	0.00	\$0	5	5.80	\$22,663
Northeastern	23	5.26	\$27,343	22	4.77	\$29,735	29	5.83	\$36,036	22	3.73	\$29,312	9	3.78	\$30,349
Nye	3	1.33	\$8,271	2	7.00	\$35,530	0	0.00	\$0	1	2.00	\$6,913	1	2.00	\$8,045
Pershing	2	4.00	\$11,148	2	4.00	\$13,186	1	9.00	\$22,217	0	0.00	\$0	0	0.00	\$0
South Lyon	2	3.00	\$5,029	5	2.60	\$7,180	4	3.25	\$8,524	2	3.50	\$10,733	2	2.50	\$8,487
William Bee Ririe	5	4.20	\$20,013	2	5.50	\$24,708	2	11.00	\$55,536	9	6.11	\$26,146	1	1.00	\$12,740
TOTAL	83	5.00	\$19,604	74	5.47	\$26,010	78	5.33	\$28,341	86	4.44	\$23,506	83	5.45	\$28,043
ALL COUNTIES	1,094	8.14	\$57,876	1,197	8.43	\$62,080	1,066	7.85	\$62,980	1,062	8.12	\$70,423	1,100	8.01	\$75,802

Respiratory Neoplasms

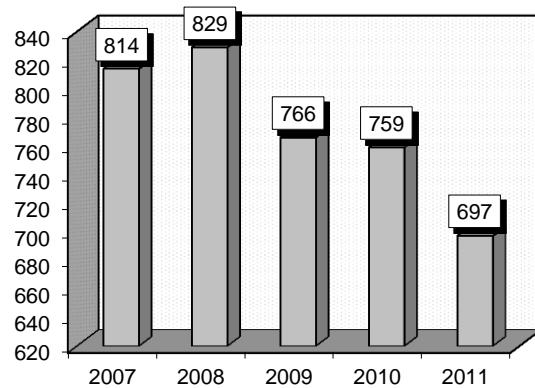
Diagnoses: that frequently accompanied respiratory neoplasms were: 1) Hypertension (4019), 2) History of tobacco use (V1582), 3) Tobacco use disorder (3051), 4) Pneumonia - organism not elsewhere specified (486), 5) Malignant neoplasm - bronchial tube (1629).

Definitions: **Hypertension:** Elevated blood pressure persistently exceeding 140/90. Essential hypertension, the most common kind, has no single identifiable cause. **Neoplasm:** An abnormal and uncontrolled growth of tissue; a tumor. **Malignant:** An uncontrolled growth of cells that disrupt normal cells; cancer. **Pneumonia:** An acute inflammation of the lungs. **Hypoxia:** Inadequate oxygenation characterized by a high heart rate, high blood pressure, dizziness and mental confusion. **Cyanosis:** A bluish discoloration of the skin caused by an excess of deoxygenated blood. **Bronchiectasis:** An abnormal condition of the bronchial tree characterized by irreversible dilation and destruction of the bronchial walls.

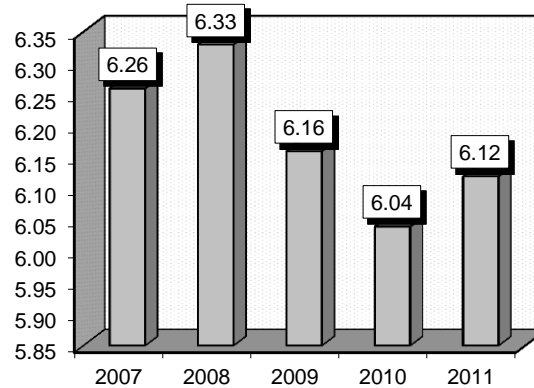
Comment: The lungs consist of bronchial tubes and lobes. During respiration air enters the bronchial tubes. These tubes continuously branch into smaller tubules called bronchioles. There are 5 sections or lobes within the lung. The right lung contains three lobes: upper, middle and lower. The left lung contains two: upper and lower. Neoplasms may be found in any part of the lung, from the bronchial tubes (ICD-9 1629) to the lobes (ICD-9 1623).

Gender	2007			2008			2009			2010			2011		
	Cases	Avg LOS	Avg Bill	Cases	Avg LOS	Avg Bill	Cases	Avg LOS	Avg Bill	Cases	Avg LOS	Avg Bill	Cases	Avg LOS	Avg Bill
Male	395	6.30	\$48,603	403	6.49	\$51,710	352	6.15	\$53,028	375	6.37	\$59,156	322	5.79	\$60,491
Female	419	6.21	\$46,982	426	6.19	\$47,427	414	6.16	\$52,784	384	5.72	\$55,388	375	6.39	\$64,367
Age Group	Cases	Avg LOS	Avg Bill	Cases	Avg LOS	Avg Bill	Cases	Avg LOS	Avg Bill	Cases	Avg LOS	Avg Bill	Cases	Avg LOS	Avg Bill
Ages 0-17	3	3.00	\$19,508	2	5.50	\$47,945	4	5.25	\$43,421	2	3.00	\$33,433	0	0.00	\$0
Ages 18-35	4	5.50	\$44,399	5	4.00	\$43,960	13	4.23	\$38,228	15	7.53	\$64,144	5	6.20	\$45,914
Ages 36-49	57	5.39	\$39,004	51	6.78	\$47,273	62	6.32	\$47,402	32	9.41	\$77,534	39	8.36	\$79,144
Ages 50-64	280	7.08	\$54,278	279	6.54	\$51,260	239	6.63	\$55,765	207	5.96	\$53,682	190	6.16	\$60,035
Ages 65+	470	5.90	\$45,162	492	6.20	\$48,810	448	5.95	\$52,636	503	5.83	\$57,316	463	5.91	\$62,403
TOTAL	814	6.26	\$47,768	829	6.33	\$49,509	766	6.16	\$52,896	759	6.04	\$57,249	697	6.12	\$62,576

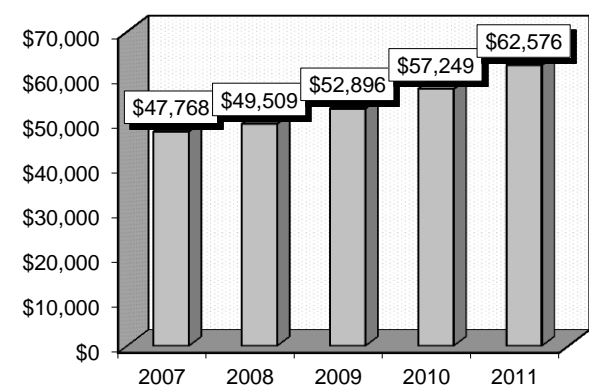
Patient Discharges



Average Length of Stay



Average Billed Charges



County / Hospital	2007			2008			2009			2010			2011		
	Cases	Avg LOS	Avg Bill	Cases	Avg LOS	Avg Bill	Cases	Avg LOS	Avg Bill	Cases	Avg LOS	Avg Bill	Cases	Avg LOS	Avg Bill
CLARK															
Centennial Hills	0	0.00	\$0	13	4.38	\$40,491	23	4.83	\$51,513	31	4.68	\$51,544	27	5.04	\$81,956
Desert Springs	68	5.81	\$42,157	63	5.73	\$50,225	77	6.23	\$55,636	57	6.32	\$61,202	27	9.07	\$75,037
Mountain View	65	6.03	\$55,231	59	6.10	\$58,810	51	5.04	\$57,823	55	5.71	\$71,271	60	5.32	\$73,780
North Vista	20	7.70	\$65,380	17	7.35	\$59,680	20	5.75	\$60,579	13	5.15	\$60,814	13	7.15	\$80,127
Southern Hills	29	8.21	\$54,598	14	8.71	\$69,286	12	5.92	\$57,333	24	6.38	\$76,030	8	4.13	\$64,895
Spring Valley	31	5.65	\$48,111	46	5.30	\$46,882	32	3.97	\$50,920	37	4.92	\$66,993	34	5.09	\$66,749
St. Rose-Rose de Lima	35	4.17	\$37,205	28	6.04	\$46,722	20	4.10	\$41,500	25	4.52	\$46,770	25	4.96	\$48,978
St. Rose-San Martin	19	5.16	\$39,928	27	4.85	\$46,180	41	4.32	\$39,858	28	4.07	\$41,373	45	3.60	\$45,874
St. Rose-Siena	61	7.92	\$59,836	71	7.42	\$55,682	53	5.45	\$52,194	53	7.53	\$69,891	47	6.09	\$64,856
Summerlin	73	6.34	\$63,795	46	6.46	\$68,404	60	5.88	\$69,637	59	5.47	\$66,385	45	6.98	\$90,226
Sunrise	83	6.88	\$55,119	94	7.62	\$67,079	87	6.83	\$63,496	55	6.35	\$69,979	74	7.19	\$88,016
UMC	81	6.63	\$46,472	95	6.71	\$46,198	73	8.05	\$59,399	69	7.68	\$55,406	77	6.61	\$51,830
Valley	62	6.35	\$62,280	53	5.51	\$54,272	33	8.27	\$69,968	54	6.02	\$69,851	46	5.52	\$66,851
TOTAL	627	6.45	\$53,281	626	6.45	\$55,155	582	6.04	\$57,603	560	6.03	\$63,380	528	6.02	\$69,076
WASHOE															
Carson Tahoe	24	3.58	\$29,378	17	3.94	\$29,874	21	3.43	\$25,088	26	5.08	\$38,450	24	4.58	\$35,383
Northern Nevada	16	4.50	\$32,421	8	4.75	\$35,366	9	4.78	\$39,204	12	7.92	\$61,027	6	4.83	\$50,394
Renown Regional	74	7.99	\$38,525	89	7.53	\$38,387	79	9.86	\$53,092	72	7.82	\$47,592	79	8.41	\$51,037
Renown S. Meadows	14	3.50	\$17,419	10	4.10	\$28,221	11	2.45	\$23,604	7	4.57	\$32,942	9	3.22	\$22,244
Saint Mary's	36	4.47	\$22,420	43	6.56	\$34,941	32	5.66	\$37,416	41	5.34	\$42,895	26	5.62	\$49,408
Sierra Surgery	0	0.00	\$0	1	1.00	\$10,534	0	0.00	\$0	0	0.00	\$0	0	0.00	\$0
TOTAL	164	5.85	\$31,254	168	6.54	\$35,729	152	7.25	\$42,966	158	6.59	\$45,240	144	6.79	\$46,307
RURAL															
Battle Mountain	0	0.00	\$0	1	1.00	\$1,135	0	0.00	\$0	0	0.00	\$0	0	0.00	\$0
Boulder City	4	3.50	\$5,865	5	3.20	\$8,271	0	0.00	\$0	1	2.00	\$11,876	1	5.00	\$6,554
Carson Valley	8	4.88	\$24,280	2	6.50	\$33,452	3	2.33	\$8,384	5	5.80	\$55,552	2	1.50	\$3,452
Churchill	3	1.33	\$9,770	10	4.80	\$24,333	6	2.67	\$15,058	5	3.60	\$18,158	4	5.25	\$30,177
Desert View	0	0.00	\$0	6	2.17	\$8,324	9	3.89	\$14,148	14	3.79	\$10,592	3	4.67	\$17,481
Grover C. Dils	1	1.00	\$7,514	0	0.00	\$0	3	3.33	\$3,889	1	3.00	\$12,062	1	1.00	\$5,447
Humboldt	0	0.00	\$0	1	2.00	\$11,717	0	0.00	\$0	0	0.00	\$0	3	7.00	\$34,345
Incline Village	0	0.00	\$0	0	0.00	\$0	0	0.00	\$0	0	0.00	\$0	0	0.00	\$0
Mesa View	0	0.00	\$0	2	3.00	\$10,818	2	2.50	\$16,308	1	4.00	\$16,066	1	4.00	\$27,718
Mount Grant	0	0.00	\$0	0	0.00	\$0	0	0.00	\$0	0	0.00	\$0	0	0.00	\$0
Northeastern	1	2.00	\$7,179	5	2.40	\$11,896	8	3.00	\$21,031	4	4.25	\$32,899	4	2.75	\$14,811
Nye	0	0.00	\$0	2	1.00	\$6,438	0	0.00	\$0	2	3.50	\$6,938	1	3.00	\$13,534
Pershing	1	13.00	\$34,334	0	0.00	\$0	0	0.00	\$0	1	2.00	\$6,269	3	5.33	\$17,017
South Lyon	1	3.00	\$5,872	0	0.00	\$0	0	0.00	\$0	1	10.00	\$17,801	0	0.00	\$0
William Bee Ririe	4	3.00	\$12,141	1	1.00	\$4,926	1	1.00	\$7,330	6	4.17	\$14,181	2	3.00	\$14,152
TOTAL	23	3.83	\$15,238	35	3.26	\$14,666	32	3.06	\$14,459	41	4.15	\$19,792	25	4.20	\$18,998
ALL COUNTIES	814	6.26	\$47,768	829	6.33	\$49,509	766	6.16	\$52,896	759	6.04	\$57,249	697	6.12	\$62,576

Major Chest Trauma

Diagnoses: that frequently accompanied major chest trauma were: 1) Hypertension (4019), 2) Fracture; closed; one rib (80701), 3) Fracture; closed; two ribs (80702), 4) Fracture; closed; three ribs (80703), 5) Tobacco use disorder (3051), 6) Injury; lung, without mention of open wound into thorax; contusion (86121), 7) Pulmonary collapse (5180).

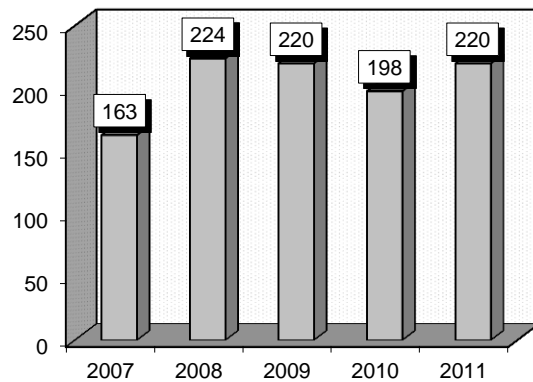
Definitions: **Hypertension:** Elevated blood pressure persistently exceeding 140/90. Essential hypertension, the most common kind, has no single identifiable cause. **Fracture:** A partial or complete break of a body part, usually a bone. **Thorax:** The part of the human torso between the neck and the diaphragm. **Diaphragm:** The thin muscle below the lungs and heart that separates the chest from the abdomen. **Contusion:** Another name for a bruise.

Comment: Major chest trauma is normally the result of an accident, such as an automobile accident (E8495). The resulting damage may be broken ribs or sternum, a collapsed or damaged lung or other chest organs.

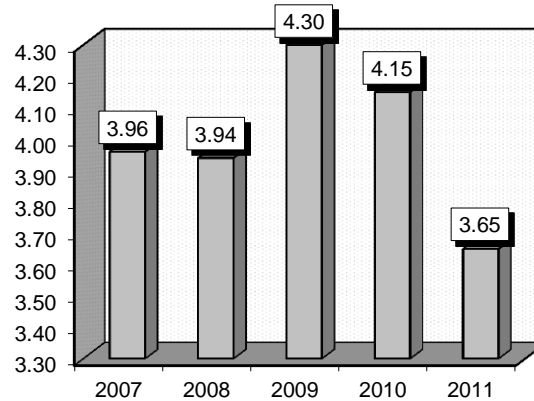
Note: Throughout this publication you may find a number of ailments accompanied by tobacco use disorder and/or hypertension. These often do not have a direct correlation to the ailment, but are left in to demonstrate to the reader their high frequency.

Gender	2007			2008			2009			2010			2011		
	Cases	Avg LOS	Avg Bill	Cases	Avg LOS	Avg Bill	Cases	Avg LOS	Avg Bill	Cases	Avg LOS	Avg Bill	Cases	Avg LOS	Avg Bill
Male	115	4.20	\$32,352	131	3.76	\$32,829	137	4.22	\$38,964	134	3.96	\$38,292	143	3.49	\$39,707
Female	48	3.38	\$27,674	93	4.19	\$30,942	83	4.42	\$35,823	64	4.56	\$43,630	77	3.96	\$37,843
Age Group	Cases	Avg LOS	Avg Bill	Cases	Avg LOS	Avg Bill	Cases	Avg LOS	Avg Bill	Cases	Avg LOS	Avg Bill	Cases	Avg LOS	Avg Bill
Ages 0-17	0	0.00	\$0	5	4.20	\$25,927	4	2.50	\$38,423	2	3.00	\$39,117	2	2.50	\$27,095
Ages 18-35	13	3.46	\$39,307	21	3.33	\$34,246	22	3.09	\$33,399	12	3.92	\$46,191	26	2.65	\$38,538
Ages 36-49	42	3.21	\$31,082	46	3.52	\$31,066	40	3.30	\$32,605	42	3.29	\$42,616	33	2.70	\$34,080
Ages 50-64	51	4.33	\$31,091	61	3.77	\$30,052	60	4.82	\$42,860	68	3.59	\$35,394	72	4.24	\$40,067
Ages 65+	57	4.28	\$28,892	91	4.40	\$33,705	94	4.74	\$37,735	74	5.23	\$41,814	87	3.86	\$40,534
TOTAL	163	3.96	\$30,975	224	3.94	\$32,046	220	4.30	\$37,779	198	4.15	\$40,018	220	3.65	\$39,055

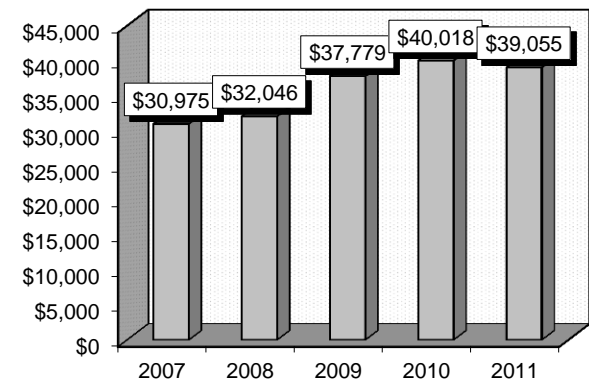
Patient Discharges



Average Length of Stay



Average Billed Charges



County / Hospital	2007			2008			2009			2010			2011		
	Cases	Avg LOS	Avg Bill	Cases	Avg LOS	Avg Bill	Cases	Avg LOS	Avg Bill	Cases	Avg LOS	Avg Bill	Cases	Avg LOS	Avg Bill
CLARK															
Centennial Hills	0	0.00	\$0	4	2.25	\$20,622	4	2.75	\$25,676	3	4.33	\$39,607	3	4.33	\$33,127
Desert Springs	3	2.67	\$14,364	9	3.56	\$22,601	5	3.60	\$33,750	1	5.00	\$46,710	7	4.29	\$33,738
Mountain View	5	3.20	\$23,127	4	4.75	\$29,988	3	4.00	\$30,016	7	6.43	\$74,489	7	3.43	\$45,014
North Vista	1	5.00	\$30,380	0	0.00	\$0	5	4.60	\$52,968	2	6.00	\$48,452	0	0.00	\$0
Southern Hills	0	0.00	\$0	5	1.60	\$13,031	2	3.50	\$24,540	6	3.50	\$34,073	0	0.00	\$0
Spring Valley	0	0.00	\$0	3	3.33	\$22,127	5	3.00	\$33,639	6	5.50	\$32,893	11	4.36	\$49,735
St. Rose-Rose de Lima	0	0.00	\$0	8	3.38	\$19,750	1	4.00	\$32,857	0	0.00	\$0	1	1.00	\$9,744
St. Rose-San Martin	0	0.00	\$0	3	5.33	\$46,368	2	5.00	\$31,153	4	4.75	\$44,819	1	2.00	\$25,666
St. Rose-Siena	10	3.60	\$24,053	14	3.07	\$27,998	13	3.62	\$32,618	9	3.00	\$33,624	19	4.84	\$55,553
Summerlin	3	2.67	\$19,969	7	3.86	\$32,554	6	2.50	\$21,623	8	2.63	\$30,906	3	2.33	\$31,651
Sunrise	25	4.20	\$31,707	35	3.23	\$30,226	22	5.64	\$51,419	22	2.82	\$35,939	23	3.22	\$45,323
UMC	39	3.92	\$40,896	33	4.73	\$44,695	49	4.78	\$47,395	49	3.78	\$42,815	51	3.16	\$37,182
Valley	4	6.00	\$42,815	4	4.50	\$47,170	8	3.00	\$27,142	3	6.00	\$65,068	5	2.40	\$33,233
TOTAL	90	3.94	\$33,871	129	3.71	\$32,371	125	4.35	\$41,306	120	3.84	\$41,655	131	3.54	\$41,897
WASHOE															
Carson Tahoe	4	2.50	\$15,113	2	3.50	\$22,426	6	3.50	\$20,448	4	5.75	\$29,322	3	2.00	\$16,496
Northern Nevada	0	0.00	\$0	0	0.00	\$0	2	3.00	\$30,397	4	2.75	\$32,261	1	2.00	\$25,570
Renown Regional	58	4.19	\$30,460	77	4.48	\$35,523	67	4.69	\$40,136	59	5.10	\$42,726	76	3.97	\$37,849
Renown S. Meadows	1	2.00	\$15,639	6	4.50	\$22,747	4	2.25	\$16,312	2	3.00	\$18,404	3	4.00	\$16,955
Saint Mary's	3	4.67	\$17,680	2	4.00	\$15,500	1	1.00	\$7,077	2	4.00	\$18,618	2	2.50	\$8,440
Sierra Surgery	0	0.00	\$0	0	0.00	\$0	0	0.00	\$0	0	0.00	\$0	0	0.00	\$0
TOTAL	66	4.08	\$28,724	87	4.45	\$33,881	80	4.39	\$36,811	71	4.92	\$40,017	85	3.85	\$35,522
RURAL															
Battle Mountain	1	1.00	\$1,805	0	0.00	\$0	1	4.00	\$3,388	0	0.00	\$0	0	0.00	\$0
Boulder City	1	2.00	\$9,635	4	2.25	\$3,784	1	3.00	\$7,948	1	1.00	\$10,049	0	0.00	\$0
Carson Valley	0	0.00	\$0	0	0.00	\$0	0	0.00	\$0	2	1.50	\$12,513	0	0.00	\$0
Churchill	2	3.00	\$18,658	1	1.00	\$10,609	1	3.00	\$11,194	1	2.00	\$15,324	1	1.00	\$3,315
Desert View	0	0.00	\$0	0	0.00	\$0	6	2.00	\$8,970	1	3.00	\$18,112	1	5.00	\$22,125
Grover C. Dils	0	0.00	\$0	0	0.00	\$0	0	0.00	\$0	1	2.00	\$6,724	0	0.00	\$0
Humboldt	0	0.00	\$0	0	0.00	\$0	0	0.00	\$0	1	1.00	\$8,427	1	2.00	\$26,127
Incline Village	0	0.00	\$0	0	0.00	\$0	0	0.00	\$0	0	0.00	\$0	0	0.00	\$0
Mesa View	0	0.00	\$0	0	0.00	\$0	0	0.00	\$0	0	0.00	\$0	0	0.00	\$0
Mount Grant	0	0.00	\$0	0	0.00	\$0	1	4.00	\$10,960	0	0.00	\$0	0	0.00	\$0
Northeastern	2	5.00	\$24,037	0	0.00	\$0	2	1.50	\$21,383	0	0.00	\$0	1	5.00	\$32,642
Nye	0	0.00	\$0	1	2.00	\$3,524	1	13.00	\$51,188	0	0.00	\$0	0	0.00	\$0
Pershing	0	0.00	\$0	0	0.00	\$0	1	6.00	\$10,361	0	0.00	\$0	0	0.00	\$0
South Lyon	0	0.00	\$0	0	0.00	\$0	0	0.00	\$0	0	0.00	\$0	0	0.00	\$0
William Bee Ririe	1	2.00	\$7,851	2	3.00	\$12,740	1	2.00	\$11,576	0	0.00	\$0	0	0.00	\$0
TOTAL	7	3.00	\$14,954	8	2.25	\$6,843	15	3.33	\$13,547	7	1.71	\$11,952	4	3.25	\$21,052
ALL COUNTIES	163	3.96	\$30,975	224	3.94	\$32,046	220	4.30	\$37,779	198	4.15	\$40,018	220	3.65	\$39,055

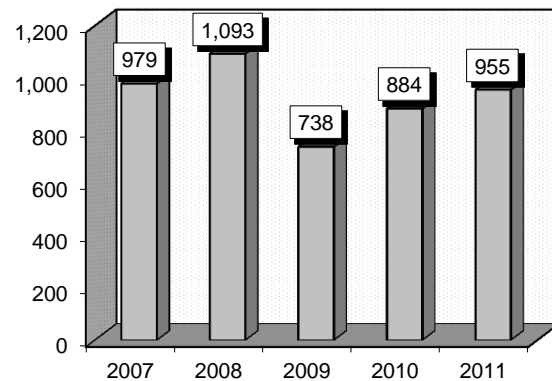
Pulmonary Edema & Respiratory Failure

Diagnoses: that frequently accompanied pulmonary edema and respiratory failure were: 1) Acute respiratory failure (51881), 2) Hypertension (4019), 3) Chronic bronchitis with acute exacerbation (49121), 4) Congestive heart failure, unspecified (4280), 5) Pneumonia, organism unspecified (486).

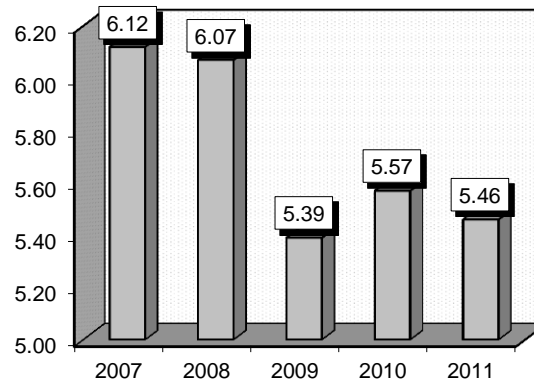
Definitions: **Edema:** Swelling caused by an accumulation of fluid within body tissues. **Hypertension:** Elevated blood pressure persistently exceeding 140/90. Essential hypertension, the most common kind, has no single identifiable cause. **Bronchitis:** An inflammation of mucous membranes of the bronchial tubes. It is accompanied by a persistent cough, and phlegm. **Chronic obstructive pulmonary disease:** A progressive and irreversible condition characterized by diminished inspiratory and expiratory capacity of the lungs. It includes asthma, chronic bronchiectasis, chronic bronchitis and emphysema. The condition is aggravated by cigarette smoking and air pollution. **Exacerbation:** An increase in the seriousness of a disease or disorder as marked by greater intensity in the signs or symptoms of the patient being treated. **Hypoxia:** Inadequate oxygenation characterized by an high heart rate, high blood pressure, dizziness and mental confusion. **Cyanosis:** A bluish discoloration of the skin caused by an excess of deoxygenated blood. **Bronchiectasis:** An abnormal condition of the bronchial tree characterized by irreversible dilation and destruction of the bronchial walls. **Pneumonia:** An acute inflammation of the lung parenchyma accompanied by congestion.

Gender	2007			2008			2009			2010			2011		
	Cases	Avg LOS	Avg Bill	Cases	Avg LOS	Avg Bill	Cases	Avg LOS	Avg Bill	Cases	Avg LOS	Avg Bill	Cases	Avg LOS	Avg Bill
Male	456	6.32	\$49,673	468	6.51	\$56,413	329	5.17	\$49,194	392	5.73	\$59,829	438	5.03	\$58,688
Female	523	5.94	\$41,422	625	5.73	\$46,385	409	5.57	\$45,998	492	5.45	\$56,439	517	5.82	\$62,868
Age Group	Cases	Avg LOS	Avg Bill	Cases	Avg LOS	Avg Bill	Cases	Avg LOS	Avg Bill	Cases	Avg LOS	Avg Bill	Cases	Avg LOS	Avg Bill
Ages 0-17	11	4.73	\$34,034	6	2.83	\$25,164	6	2.17	\$13,344	12	2.00	\$22,395	9	2.56	\$24,150
Ages 18-35	29	4.62	\$32,681	35	4.89	\$41,429	23	3.74	\$32,111	26	4.77	\$42,033	25	4.64	\$56,430
Ages 36-49	75	5.61	\$44,053	77	5.35	\$47,526	61	5.39	\$48,213	64	5.03	\$50,572	74	5.20	\$56,318
Ages 50-64	245	5.87	\$42,974	291	5.65	\$50,420	218	4.87	\$45,760	240	5.66	\$59,828	245	5.46	\$59,660
Ages 65+	619	6.37	\$47,108	684	6.41	\$51,841	430	5.79	\$49,448	542	5.72	\$59,527	602	5.56	\$62,785
TOTAL	979	6.12	\$45,265	1,093	6.07	\$50,679	738	5.39	\$47,423	884	5.57	\$57,942	955	5.46	\$60,951

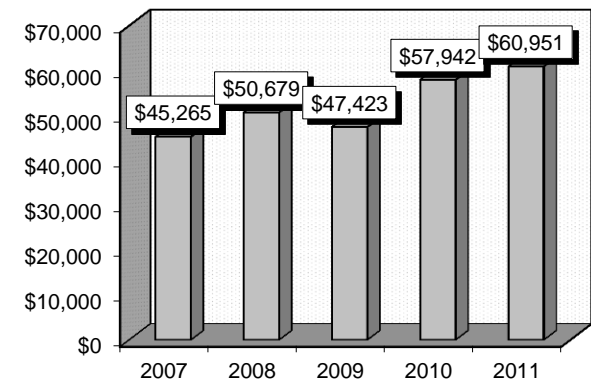
Patient Discharges



Average Length of Stay



Average Billed Charges



County / Hospital	2007			2008			2009			2010			2011		
	Cases	Avg LOS	Avg Bill	Cases	Avg LOS	Avg Bill	Cases	Avg LOS	Avg Bill	Cases	Avg LOS	Avg Bill	Cases	Avg LOS	Avg Bill
CLARK															
Centennial Hills	0	0.00	\$0	15	6.80	\$66,516	11	6.27	\$65,067	22	5.55	\$74,884	42	5.57	\$73,948
Desert Springs	70	5.93	\$44,204	63	6.68	\$63,777	40	4.78	\$45,547	48	5.48	\$60,511	42	5.55	\$64,788
Mountain View	50	6.88	\$54,888	93	6.43	\$66,390	48	5.92	\$67,971	57	6.07	\$76,041	71	6.86	\$90,452
North Vista	44	6.36	\$64,569	37	6.68	\$71,971	20	5.30	\$63,279	18	4.44	\$59,803	47	5.62	\$70,012
Southern Hills	75	7.41	\$54,275	121	6.32	\$54,671	72	5.19	\$47,890	82	6.02	\$58,330	76	5.34	\$59,634
Spring Valley	20	6.65	\$59,245	18	8.67	\$77,755	26	5.65	\$60,478	48	5.98	\$78,426	50	5.06	\$72,356
St. Rose-Rose de Lima	22	5.86	\$53,653	36	7.53	\$66,373	46	4.59	\$44,486	72	6.57	\$60,709	77	5.12	\$52,173
St. Rose-San Martin	8	6.50	\$61,224	14	6.64	\$65,736	8	3.50	\$34,144	13	4.62	\$50,010	30	6.47	\$55,600
St. Rose-Siena	26	6.27	\$56,663	42	6.29	\$52,889	47	4.34	\$43,179	65	4.82	\$51,757	45	5.13	\$57,203
Summerlin	26	5.77	\$63,840	65	5.85	\$58,172	52	5.81	\$71,861	63	6.21	\$76,172	58	5.79	\$79,415
Sunrise	98	8.12	\$72,356	123	6.37	\$58,491	54	6.87	\$71,944	64	7.36	\$89,310	81	5.25	\$75,334
UMC	9	5.11	\$36,701	7	7.71	\$62,904	19	5.74	\$53,694	15	5.20	\$46,922	11	4.18	\$44,074
Valley	30	6.73	\$79,398	31	8.13	\$104,601	22	7.77	\$95,505	38	6.92	\$98,323	37	7.00	\$112,401
TOTAL	478	6.83	\$59,710	665	6.60	\$63,244	465	5.52	\$58,448	605	6.02	\$69,174	667	5.64	\$70,916
WASHOE															
Carson Tahoe	27	4.19	\$29,043	30	3.67	\$28,744	29	3.52	\$26,762	37	4.54	\$37,263	29	3.62	\$31,375
Northern Nevada	91	3.99	\$29,566	30	4.20	\$35,098	6	4.83	\$41,907	7	3.86	\$34,554	6	5.00	\$50,667
Renown Regional	198	6.14	\$37,052	167	5.76	\$35,616	94	7.14	\$37,412	112	5.51	\$40,024	147	5.99	\$44,943
Renown S. Meadows	53	4.92	\$25,371	52	5.06	\$28,476	19	3.21	\$23,530	25	4.24	\$35,155	17	4.59	\$38,633
Saint Mary's	93	6.74	\$32,096	107	5.77	\$29,486	69	5.14	\$26,628	59	4.31	\$28,740	49	4.41	\$28,292
Sierra Surgery	0	0.00	\$0	0	0.00	\$0	0	0.00	\$0	0	0.00	\$0	0	0.00	\$0
TOTAL	462	5.58	\$32,772	386	5.38	\$32,381	217	5.61	\$31,469	240	4.88	\$36,158	248	5.28	\$39,773
RURAL															
Battle Mountain	0	0.00	\$0	0	0.00	\$0	0	0.00	\$0	0	0.00	\$0	0	0.00	\$0
Boulder City	0	0.00	\$0	3	1.00	\$2,608	2	3.50	\$13,565	0	0.00	\$0	3	2.67	\$7,525
Carson Valley	1	1.00	\$13,571	5	3.80	\$33,248	9	4.33	\$30,970	2	3.50	\$31,965	5	3.60	\$35,575
Churchill	2	2.00	\$10,518	0	0.00	\$0	0	0.00	\$0	3	1.67	\$8,379	1	3.00	\$15,200
Desert View	0	0.00	\$0	8	4.50	\$21,271	8	1.50	\$8,965	10	3.50	\$19,682	7	2.57	\$16,880
Grover C. Dils	2	4.50	\$10,145	1	5.00	\$9,152	0	0.00	\$0	0	0.00	\$0	1	2.00	\$3,762
Humboldt	3	4.67	\$13,321	1	5.00	\$20,127	6	3.50	\$11,185	5	4.20	\$25,923	3	7.67	\$90,758
Incline Village	0	0.00	\$0	0	0.00	\$0	0	0.00	\$0	0	0.00	\$0	0	0.00	\$0
Mesa View	5	3.00	\$17,658	3	5.67	\$30,460	5	2.20	\$10,719	0	0.00	\$0	3	1.00	\$5,205
Mount Grant	10	4.20	\$13,402	6	3.33	\$11,345	7	5.71	\$19,646	1	1.00	\$5,568	0	0.00	\$0
Northeastern	6	6.33	\$33,062	6	4.00	\$26,210	4	4.75	\$34,379	4	3.75	\$37,075	7	3.57	\$37,035
Nye	3	2.33	\$10,600	1	1.00	\$5,303	4	1.75	\$7,292	4	2.00	\$10,121	6	3.67	\$15,304
Pershing	2	2.00	\$9,275	2	3.50	\$12,246	5	4.00	\$13,454	5	2.40	\$6,881	0	0.00	\$0
South Lyon	0	0.00	\$0	2	2.00	\$5,251	1	1.00	\$7,398	2	1.50	\$5,001	2	6.00	\$20,000
William Bee Ririe	5	2.60	\$13,269	4	6.50	\$26,297	5	3.20	\$22,743	3	2.67	\$12,751	2	2.50	\$13,768
TOTAL	39	3.77	\$16,211	42	3.98	\$19,898	56	3.45	\$17,694	39	2.95	\$17,757	40	3.48	\$26,102
ALL COUNTIES	979	6.12	\$45,265	1,093	6.07	\$50,679	738	5.39	\$47,423	884	5.57	\$57,942	955	5.46	\$60,951

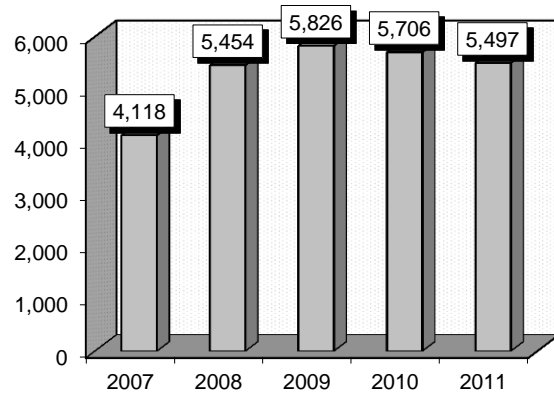
Chronic Obstructive Pulmonary Disease

Diagnoses: that frequently accompanied chronic obstructive pulmonary disease were: 1) Chronic obstructive bronchitis with acute exacerbation (49121), 2) Hypertension (4019), 3) Tobacco use disorder (3051), 4) History of tobacco use (V1582), 5) Congestive heart failure (4280).

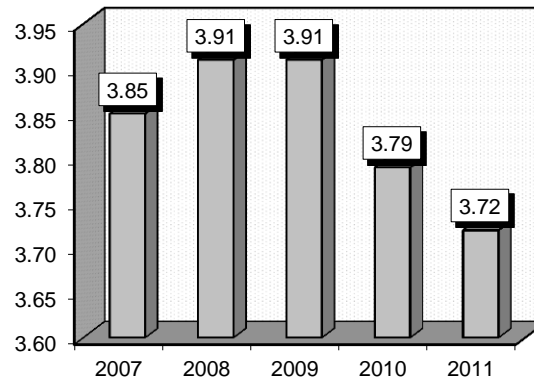
Definitions: Chronic obstructive pulmonary disease: A progressive and irreversible condition characterized by diminished inspiratory and expiratory capacity of the lungs. It includes asthma, chronic bronchiectasis, chronic bronchitis and emphysema. The condition is aggravated by cigarette smoking and air pollution. **Hypertension:** Elevated blood pressure persistently exceeding 140/90. Essential hypertension, the most common kind, has no single identifiable cause. **Exacerbation:** An increase in the seriousness of a disease or disorder as marked by greater intensity in the signs or symptoms of the patient being treated. **Asthma:** A respiratory disorder characterized by recurring episodes of breathing difficulty, wheezing on expiration and/or inspiration caused by constriction of the bronchi, coughing and thick bronchial secretions. **Status asthmaticus:** An acute, severe, and prolonged asthma attack. Hypoxia, cyanosis and unconsciousness may follow, and the attack may be fatal. **Hypoxia:** Inadequate oxygenation characterized by an high heart rate, high blood pressure, dizziness and mental confusion. **Cyanosis:** A bluish discoloration of the skin caused by an excess of deoxygenated blood. **Bronchiectasis:** An abnormal condition of the bronchial tree characterized by irreversible dilation and destruction of the bronchial walls.

Gender	2007			2008			2009			2010			2011		
	Cases	Avg LOS	Avg Bill	Cases	Avg LOS	Avg Bill	Cases	Avg LOS	Avg Bill	Cases	Avg LOS	Avg Bill	Cases	Avg LOS	Avg Bill
Male	1,713	3.70	\$28,047	2,319	3.82	\$29,844	2,461	3.79	\$32,418	2,347	3.62	\$34,378	2,382	3.57	\$36,518
Female	2,405	3.95	\$29,158	3,135	3.97	\$30,248	3,365	3.99	\$33,106	3,359	3.91	\$35,153	3,115	3.83	\$37,559
Age Group	Cases	Avg LOS	Avg Bill	Cases	Avg LOS	Avg Bill	Cases	Avg LOS	Avg Bill	Cases	Avg LOS	Avg Bill	Cases	Avg LOS	Avg Bill
Ages 0-17	5	1.40	\$3,281	5	1.20	\$9,132	7	2.86	\$17,860	6	4.00	\$42,115	4	2.00	\$13,829
Ages 18-35	26	3.04	\$19,488	43	2.79	\$23,903	42	3.79	\$30,181	46	2.46	\$21,754	32	3.50	\$31,560
Ages 36-49	349	3.46	\$26,677	419	3.55	\$27,786	451	3.44	\$31,252	374	3.25	\$32,353	324	3.56	\$35,504
Ages 50-64	1,274	3.92	\$29,630	1,729	3.87	\$29,984	1,889	3.88	\$33,161	1,764	3.77	\$35,046	1,799	3.68	\$37,096
Ages 65+	2,464	3.88	\$28,648	3,258	3.99	\$30,533	3,437	3.99	\$32,893	3,516	3.88	\$35,151	3,338	3.75	\$37,351
TOTAL	4,118	3.85	\$28,696	5,454	3.91	\$30,076	5,826	3.91	\$32,815	5,706	3.79	\$34,834	5,497	3.72	\$37,108

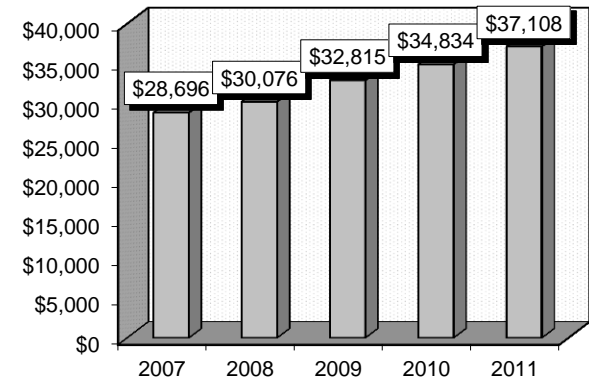
Patient Discharges



Average Length of Stay



Average Billed Charges



County / Hospital	2007			2008			2009			2010			2011		
	Cases	Avg LOS	Avg Bill	Cases	Avg LOS	Avg Bill	Cases	Avg LOS	Avg Bill	Cases	Avg LOS	Avg Bill	Cases	Avg LOS	Avg Bill
CLARK															
Centennial Hills	0	0.00	\$0	184	3.73	\$32,613	231	3.73	\$37,722	269	3.68	\$38,578	230	4.00	\$47,387
Desert Springs	279	3.91	\$28,496	397	3.93	\$32,489	330	4.15	\$33,795	338	3.95	\$37,444	248	3.86	\$37,909
Mountain View	282	4.46	\$36,146	396	4.40	\$38,561	478	4.45	\$44,486	430	4.43	\$47,553	471	4.22	\$51,501
North Vista	239	4.31	\$32,476	306	4.48	\$37,877	328	4.18	\$38,323	272	4.35	\$43,589	235	4.30	\$43,777
Southern Hills	74	4.01	\$30,324	63	3.19	\$26,981	76	4.29	\$36,876	31	2.84	\$33,400	66	3.12	\$38,260
Spring Valley	215	3.79	\$30,491	277	4.09	\$36,097	282	3.62	\$34,626	240	3.54	\$38,858	209	3.52	\$46,604
St. Rose-Rose de Lima	231	3.50	\$28,281	340	4.25	\$31,801	343	3.60	\$29,165	255	3.94	\$34,803	247	3.70	\$35,168
St. Rose-San Martin	61	3.34	\$25,411	182	3.93	\$30,654	168	4.15	\$32,909	180	3.72	\$33,105	188	3.96	\$37,662
St. Rose-Siena	265	3.08	\$26,032	296	3.81	\$29,096	294	3.93	\$33,339	320	3.91	\$36,589	253	3.74	\$36,889
Summerlin	235	4.24	\$42,017	217	4.24	\$41,427	249	4.16	\$43,648	255	4.04	\$45,853	265	4.27	\$55,334
Sunrise	403	4.42	\$37,019	440	4.01	\$35,583	485	4.55	\$43,980	443	3.99	\$43,687	569	3.33	\$44,395
UMC	317	3.83	\$26,546	333	3.75	\$25,607	332	3.81	\$31,411	354	3.39	\$30,333	354	3.54	\$31,120
Valley	384	4.03	\$38,316	471	3.79	\$37,571	460	3.93	\$43,081	475	4.06	\$50,804	348	4.07	\$50,432
TOTAL	2,985	3.97	\$32,699	3,902	4.02	\$34,170	4,056	4.06	\$37,980	3,862	3.94	\$40,952	3,683	3.83	\$43,633
WASHOE															
Carson Tahoe	202	2.95	\$18,236	227	3.00	\$19,108	317	3.30	\$21,247	277	3.69	\$23,907	313	3.72	\$24,775
Northern Nevada	100	2.87	\$20,730	158	3.75	\$27,130	124	3.73	\$30,005	163	2.99	\$27,565	154	3.13	\$32,540
Renown Regional	276	3.70	\$22,213	385	4.05	\$23,285	473	3.89	\$25,184	521	3.95	\$26,910	525	3.82	\$27,856
Renown S. Meadows	75	3.65	\$18,346	81	3.88	\$21,576	86	3.01	\$20,062	84	2.76	\$20,921	86	2.77	\$22,731
Saint Mary's	154	3.81	\$18,090	197	3.78	\$20,074	237	3.90	\$20,118	225	3.86	\$21,256	171	3.42	\$21,788
Sierra Surgery	0	0.00	\$0	0	0.00	\$0	0	0.00	\$0	0	0.00	\$0	0	0.00	\$0
TOTAL	807	3.42	\$19,887	1,048	3.71	\$22,224	1,237	3.66	\$23,332	1,270	3.67	\$24,941	1,249	3.58	\$26,478
RURAL															
Battle Mountain	2	3.00	\$3,897	3	1.67	\$5,794	0	0.00	\$0	0	0.00	\$0	0	0.00	\$0
Boulder City	31	5.23	\$11,519	32	4.47	\$9,236	25	4.28	\$9,435	17	3.82	\$9,782	23	3.04	\$7,275
Carson Valley	31	4.58	\$21,133	36	2.89	\$18,912	30	2.97	\$19,549	41	2.46	\$14,274	30	2.63	\$23,242
Churchill	64	4.33	\$18,820	88	3.77	\$16,909	83	3.83	\$17,864	106	3.28	\$16,402	113	4.05	\$21,160
Desert View	0	0.00	\$0	84	2.63	\$12,484	117	3.11	\$16,226	136	2.86	\$15,713	164	3.12	\$17,107
Grover C. Dils	17	3.00	\$6,001	17	3.18	\$7,072	10	2.90	\$7,383	10	2.90	\$8,054	5	2.00	\$6,691
Humboldt	9	2.22	\$5,962	28	2.89	\$10,784	22	3.05	\$11,779	28	2.82	\$12,740	35	3.23	\$18,678
Incline Village	0	0.00	\$0	0	0.00	\$0	0	0.00	\$0	0	0.00	\$0	0	0.00	\$0
Mesa View	31	2.71	\$12,393	50	3.06	\$14,211	67	2.19	\$10,279	94	3.34	\$17,877	53	2.72	\$13,724
Mount Grant	19	3.74	\$10,083	25	3.84	\$10,419	23	3.78	\$10,793	29	4.10	\$13,984	30	3.77	\$11,943
Northeastern	37	3.73	\$18,796	53	3.98	\$24,336	67	3.48	\$23,531	44	2.82	\$22,113	73	2.81	\$24,643
Nye	7	2.14	\$8,678	10	2.10	\$8,877	14	2.21	\$9,775	13	1.92	\$8,730	8	2.88	\$13,306
Pershing	22	3.45	\$11,533	30	4.07	\$17,592	29	3.41	\$12,698	12	2.75	\$9,284	5	2.00	\$8,298
South Lyon	27	3.26	\$6,602	16	3.69	\$9,106	25	3.72	\$10,774	23	3.26	\$9,788	10	4.20	\$9,737
William Bee Ririe	29	3.24	\$12,757	32	3.31	\$13,681	21	4.67	\$21,393	21	3.57	\$17,068	16	3.69	\$20,663
TOTAL	326	3.75	\$13,847	504	3.39	\$14,709	533	3.31	\$15,523	574	3.09	\$15,561	565	3.25	\$18,069
ALL COUNTIES	4,118	3.85	\$28,696	5,454	3.91	\$30,076	5,826	3.91	\$32,815	5,706	3.79	\$34,834	5,497	3.72	\$37,108

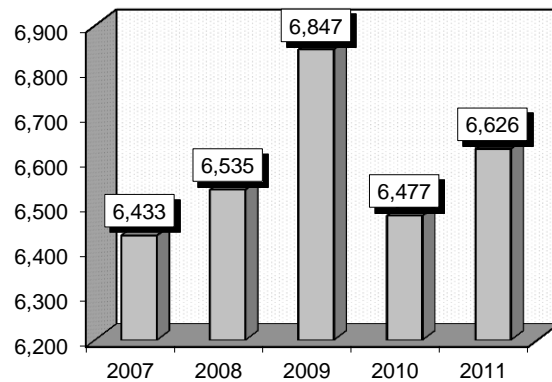
Simple Pneumonia & Pleurisy

Diagnoses: that frequently accompanied simple pneumonia and pleurisy were: 1) Hypertension (4019), 2) Congestive heart failure, unspecified (4280), 3) Tobacco use disorder (3051), 4) Chronic airway obstruction (496), 5) Chronic bronchitis with acute exacerbation (49121), 6) Hypoxemia (79902), 7) Asthma (49390), 8) Otitis Media (3829), 9) Pneumonia due to respiratory syncytial virus (4801), 10) Acute bronchiolitis due to other infectious organisms (46619).

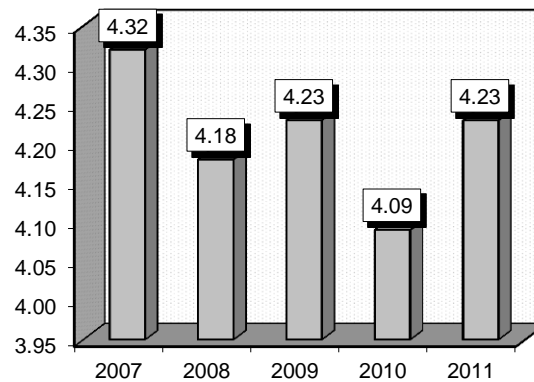
Definitions: **Hypertension:** Elevated blood pressure persistently exceeding 140/90. Essential hypertension, the most common kind, has no single identifiable cause. **Pneumonia:** An acute inflammation of the lungs, often caused by inhalation of the species streptococcus pneumoniae. The alveoli and bronchioles of the lungs become plugged with fibrous secretions. **Alveoli:** A small outpouching in the lungs through which gas exchanges from the pulmonary capillary blood. **Bronchioles:** A small airway of the respiratory system extending from the bronchi into the lobes of the lung. **Pleurisy:** Inflammation of the membrane enclosing the lung. **Bronchitis:** An inflammation of mucous membranes of the bronchial tubes. It is accompanied by a persistent cough, and phlegm. **Exacerbation:** An increase in the seriousness of a disease or disorder as marked by greater intensity in the signs or symptoms of the patient being treated. **Hypoxemia:** Low oxygen levels in the blood. **Asthma:** A respiratory disorder characterized by recurring episodes of breathing difficulty, wheezing on expiration and/or inspiration caused by constriction of the bronchi, coughing and thick bronchial secretions **Otitis Media:** Infection and inflammation of the middle ear space and eardrum.

Gender	2007			2008			2009			2010			2011		
	Cases	Avg LOS	Avg Bill	Cases	Avg LOS	Avg Bill	Cases	Avg LOS	Avg Bill	Cases	Avg LOS	Avg Bill	Cases	Avg LOS	Avg Bill
Male	3,210	4.26	\$30,069	3,319	4.04	\$29,667	3,388	4.19	\$33,688	3,278	3.98	\$35,361	3,275	4.19	\$40,581
Female	3,223	4.39	\$30,425	3,216	4.33	\$30,695	3,459	4.27	\$33,510	3,199	4.20	\$35,712	3,351	4.26	\$39,759
Age Group	Cases	Avg LOS	Avg Bill	Cases	Avg LOS	Avg Bill	Cases	Avg LOS	Avg Bill	Cases	Avg LOS	Avg Bill	Cases	Avg LOS	Avg Bill
Ages 0-17	736	3.06	\$14,591	844	3.11	\$16,118	1,042	2.98	\$17,474	964	2.82	\$16,451	758	2.92	\$20,000
Ages 18-35	339	4.15	\$30,955	398	3.52	\$27,947	521	4.21	\$34,251	385	3.65	\$33,084	446	3.56	\$35,328
Ages 36-49	737	3.97	\$30,064	759	4.02	\$31,340	796	3.97	\$32,824	647	3.87	\$36,557	690	3.85	\$38,567
Ages 50-64	1,355	4.45	\$33,208	1,388	4.26	\$32,471	1,477	4.54	\$37,323	1,339	4.29	\$39,526	1,356	4.21	\$43,204
Ages 65+	3,266	4.65	\$32,515	3,146	4.56	\$32,930	3,011	4.59	\$37,443	3,142	4.49	\$39,778	3,376	4.69	\$44,438
TOTAL	6,433	4.32	\$30,247	6,535	4.18	\$30,173	6,847	4.23	\$33,598	6,477	4.09	\$35,534	6,626	4.23	\$40,165

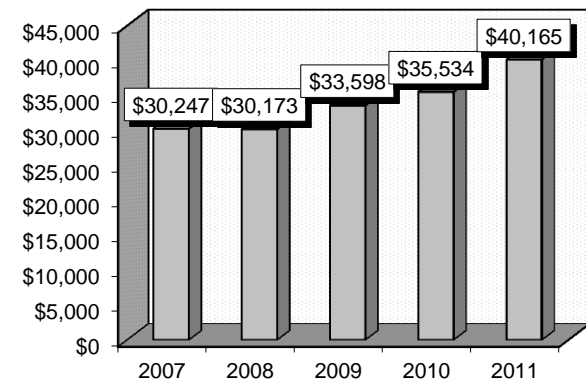
Patient Discharges



Average Length of Stay



Average Billed Charges



County / Hospital	2007			2008			2009			2010			2011		
	Cases	Avg LOS	Avg Bill	Cases	Avg LOS	Avg Bill	Cases	Avg LOS	Avg Bill	Cases	Avg LOS	Avg Bill	Cases	Avg LOS	Avg Bill
CLARK															
Centennial Hills	0	0.00	\$0	140	4.28	\$37,230	206	4.36	\$41,364	162	4.47	\$48,200	236	4.39	\$55,685
Desert Springs	439	4.68	\$33,577	381	4.64	\$38,354	360	4.49	\$38,667	333	4.81	\$48,393	328	4.87	\$51,452
Mountain View	417	5.06	\$41,186	324	5.00	\$44,801	395	5.01	\$51,268	392	4.46	\$50,532	410	4.58	\$56,891
North Vista	174	4.75	\$38,458	166	4.82	\$42,624	151	4.47	\$40,196	169	5.08	\$49,495	154	5.15	\$49,760
Southern Hills	95	5.82	\$42,910	117	4.61	\$39,568	117	5.59	\$54,704	121	4.79	\$53,320	144	5.49	\$65,757
Spring Valley	300	4.83	\$37,700	328	4.21	\$37,925	337	4.06	\$42,056	267	4.34	\$53,958	248	4.22	\$52,275
St. Rose-Rose de Lima	258	4.12	\$33,249	216	4.65	\$36,880	197	4.04	\$34,814	163	4.15	\$39,259	238	4.24	\$41,572
St. Rose-San Martin	145	4.06	\$27,654	196	4.12	\$31,389	218	4.28	\$36,267	223	4.00	\$36,848	281	3.65	\$37,292
St. Rose-Siena	391	4.49	\$32,556	278	4.80	\$34,766	291	3.91	\$31,022	318	3.97	\$35,288	332	4.44	\$40,660
Summerlin	568	4.37	\$38,001	493	4.09	\$34,736	499	4.50	\$41,418	471	3.90	\$40,961	496	4.39	\$52,319
Sunrise	525	4.55	\$36,874	529	4.13	\$34,726	654	4.55	\$41,398	540	4.39	\$47,111	554	4.65	\$54,150
UMC	669	4.51	\$31,093	659	3.94	\$28,418	732	4.00	\$30,119	585	3.91	\$29,896	647	3.60	\$30,582
Valley	361	4.85	\$43,959	333	5.03	\$44,184	320	4.94	\$53,642	273	4.46	\$58,351	321	4.63	\$60,383
TOTAL	4,342	4.61	\$36,141	4,160	4.41	\$36,347	4,477	4.42	\$40,224	4,017	4.29	\$44,049	4,389	4.38	\$48,401
WASHOE															
Carson Tahoe	462	3.13	\$18,641	450	3.20	\$19,147	338	3.70	\$22,333	354	3.95	\$24,247	338	4.12	\$26,083
Northern Nevada	112	3.35	\$22,992	103	4.05	\$30,239	107	3.68	\$30,485	115	3.77	\$31,943	93	3.22	\$31,354
Renown Regional	403	4.03	\$20,719	570	3.81	\$21,122	620	4.24	\$24,590	619	4.06	\$24,409	553	4.31	\$28,043
Renown S. Meadows	92	3.64	\$18,589	121	4.22	\$21,776	130	3.62	\$22,489	123	3.38	\$23,646	134	3.99	\$28,710
Saint Mary's	335	4.36	\$19,534	364	4.18	\$20,635	356	4.25	\$20,837	420	3.89	\$19,781	328	4.06	\$23,201
Sierra Surgery	0	0.00	\$0	0	0.00	\$0	0	0.00	\$0	0	0.00	\$0	0	0.00	\$0
TOTAL	1,404	3.73	\$19,794	1,608	3.77	\$21,092	1,551	4.03	\$23,467	1,631	3.92	\$23,656	1,446	4.11	\$26,761
RURAL															
Battle Mountain	14	2.50	\$4,403	13	3.23	\$6,753	10	3.20	\$7,984	7	3.71	\$7,394	6	4.00	\$11,125
Boulder City	79	4.32	\$10,118	71	4.70	\$11,297	58	4.34	\$10,139	46	4.22	\$10,843	28	3.68	\$11,526
Carson Valley	53	4.13	\$21,011	70	2.89	\$18,208	72	2.40	\$13,138	68	3.18	\$20,474	61	2.75	\$18,395
Churchill	136	4.44	\$18,744	137	4.34	\$17,747	141	4.53	\$19,077	150	3.91	\$17,757	141	5.01	\$22,428
Desert View	0	0.00	\$0	41	3.46	\$13,859	69	3.04	\$15,935	104	3.20	\$16,789	92	3.14	\$17,631
Grover C. Dils	16	3.44	\$7,602	17	3.71	\$9,576	9	3.56	\$9,715	9	3.56	\$10,738	11	3.18	\$9,217
Humboldt	20	2.85	\$5,470	22	4.09	\$13,912	25	3.12	\$10,490	19	3.68	\$15,625	23	3.57	\$19,746
Incline Village	2	2.00	\$12,203	2	4.00	\$24,739	3	3.00	\$14,479	2	1.00	\$15,847	2	3.00	\$5,366
Mesa View	67	2.48	\$12,043	51	3.31	\$13,903	56	2.63	\$11,543	67	2.99	\$16,484	62	2.69	\$15,327
Mount Grant	14	5.93	\$14,858	45	4.62	\$12,015	53	4.08	\$11,158	48	4.50	\$15,692	85	4.86	\$17,175
Northeastern	141	3.79	\$18,920	151	4.02	\$22,751	194	3.75	\$23,894	200	3.38	\$23,915	183	3.14	\$24,632
Nye	19	2.00	\$6,971	16	2.19	\$10,537	17	2.59	\$14,928	15	2.33	\$9,733	11	2.45	\$11,628
Pershing	27	2.33	\$6,926	21	3.33	\$10,876	19	2.89	\$12,013	14	3.14	\$9,890	9	2.89	\$9,195
South Lyon	44	3.70	\$7,355	54	3.41	\$8,258	55	3.04	\$9,035	48	2.79	\$8,114	24	3.00	\$10,294
William Bee Ririe	55	3.22	\$13,845	56	3.39	\$15,148	38	4.61	\$24,168	32	3.72	\$16,776	53	2.94	\$14,544
TOTAL	687	3.70	\$14,361	767	3.83	\$15,722	819	3.61	\$16,565	829	3.48	\$17,647	791	3.60	\$18,974
ALL COUNTIES	6,433	4.32	\$30,247	6,535	4.18	\$30,173	6,847	4.23	\$33,598	6,477	4.09	\$35,534	6,626	4.23	\$40,165

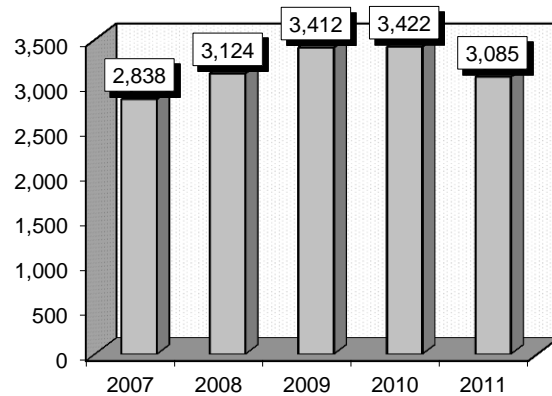
Bronchitis & Asthma

Diagnoses: that frequently accompanied bronchitis and asthma were: 1) Hypertension (4019), 2) Hypoxemia (79902), 3) Tobacco use disorder (3051), 4) Diabetes Mellitus without mention of complication (25000), 5) Hypopotassemia (2768), 6) Obesity (27800), 7) Acute bronchiolitis due to respiratory syncytial virus (46611), 8) Otitis Media (3829), 9) Pneumonia (486), 10) Dehydration (27651), 11) Acute upper respiratory infections of multiple or unspecified sites (4659).

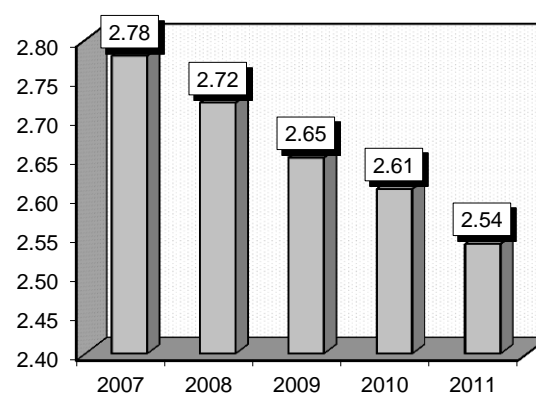
Definitions: **Hypertension:** Elevated blood pressure persistently exceeding 140/90. Essential hypertension, the most common kind, has no single identifiable cause. **Hypoxemia:** Low oxygen levels in the blood. **Diabetes Mellitus:** High blood sugar resulting from low levels of insulin or insulin resistance. **Hypopotassemia:** Disorder of fluid, electrolyte, and acid-base balance. **Bronchitis:** An acute or chronic inflammation of the mucous membranes of the tracheobronchial tree. Acute bronchitis is characterized by a productive cough, fever, increased mucus secretion and back pain. Chronic bronchitis is a common debilitating pulmonary disease, characterized by greatly increased production of mucus by the glands of the trachea and bronchi and results in a productive cough for at least 3 months of the year for more than two consecutive years. **Asthma:** A respiratory disorder characterized by recurring episodes of breathing difficulty, wheezing on expiration and/or inspiration caused by constriction of the bronchi, coughing and thick bronchial secretions. **Asphyxia:** Severe lack of oxygen leading to loss of consciousness and possibly death. **Bronchiolitis:** Acute viral infection of the lower respiratory tract, primarily in infants less than 18 months of age.

Gender	2007			2008			2009			2010			2011		
	Cases	Avg LOS	Avg Bill	Cases	Avg LOS	Avg Bill	Cases	Avg LOS	Avg Bill	Cases	Avg LOS	Avg Bill	Cases	Avg LOS	Avg Bill
Male	1,400	2.67	\$14,612	1,459	2.55	\$15,245	1,610	2.54	\$16,774	1,644	2.48	\$17,799	1,502	2.41	\$18,519
Female	1,438	2.89	\$17,228	1,665	2.88	\$19,081	1,802	2.75	\$19,767	1,778	2.74	\$20,795	1,583	2.66	\$22,673
Age Group	Cases	Avg LOS	Avg Bill	Cases	Avg LOS	Avg Bill	Cases	Avg LOS	Avg Bill	Cases	Avg LOS	Avg Bill	Cases	Avg LOS	Avg Bill
Ages 0-17	1,647	2.79	\$12,828	1,568	2.55	\$12,489	1,749	2.48	\$13,199	1,886	2.52	\$14,661	1,675	2.53	\$15,896
Ages 18-35	314	2.68	\$18,941	355	2.52	\$18,836	424	2.68	\$21,548	398	2.49	\$22,343	401	2.22	\$21,245
Ages 36-49	376	2.76	\$20,781	469	2.93	\$22,146	489	2.66	\$23,036	453	2.67	\$25,211	361	2.53	\$27,721
Ages 50-64	289	2.87	\$21,636	362	3.02	\$23,511	407	3.04	\$25,760	362	2.82	\$27,191	322	2.85	\$29,328
Ages 65+	212	2.81	\$19,289	370	3.10	\$23,907	343	3.00	\$25,237	323	3.01	\$26,095	326	2.67	\$27,947
TOTAL	2,838	2.78	\$15,937	3,124	2.72	\$17,289	3,412	2.65	\$18,355	3,422	2.61	\$19,356	3,085	2.54	\$20,651

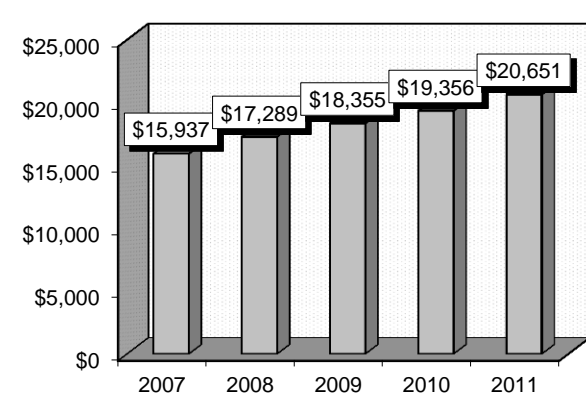
Patient Discharges



Average Length of Stay



Average Billed Charges



County / Hospital	2007			2008			2009			2010			2011		
	Cases	Avg LOS	Avg Bill	Cases	Avg LOS	Avg Bill	Cases	Avg LOS	Avg Bill	Cases	Avg LOS	Avg Bill	Cases	Avg LOS	Avg Bill
CLARK															
Centennial Hills	0	0.00	\$0	84	2.94	\$24,797	134	2.65	\$22,404	99	2.92	\$31,716	86	3.02	\$34,688
Desert Springs	71	2.42	\$17,480	104	2.89	\$23,108	72	2.67	\$22,147	56	3.02	\$28,528	67	2.25	\$23,689
Mountain View	104	2.67	\$20,655	152	3.15	\$26,851	190	2.71	\$24,849	230	2.73	\$27,608	189	2.70	\$30,206
North Vista	51	2.51	\$20,423	43	2.81	\$21,621	58	2.76	\$21,561	44	2.52	\$22,679	26	2.46	\$25,324
Southern Hills	32	2.41	\$17,166	35	2.69	\$22,720	30	2.50	\$24,146	21	3.10	\$29,437	22	3.09	\$33,228
Spring Valley	54	2.87	\$22,772	92	2.98	\$25,306	87	2.29	\$24,174	77	2.55	\$25,895	57	2.54	\$30,554
St. Rose-Rose de Lima	51	2.31	\$17,160	64	3.19	\$22,673	87	3.31	\$26,928	50	2.52	\$23,471	68	2.01	\$19,098
St. Rose-San Martin	51	2.59	\$12,384	71	2.87	\$18,235	77	3.21	\$22,611	73	3.38	\$23,074	70	2.29	\$21,185
St. Rose-Siena	172	2.73	\$13,182	198	2.45	\$13,373	227	2.40	\$14,051	274	2.52	\$15,308	229	2.47	\$14,747
Summerlin	454	3.05	\$17,771	457	2.64	\$15,726	429	2.91	\$19,032	424	2.92	\$21,950	405	2.98	\$25,490
Sunrise	465	2.82	\$19,462	530	2.64	\$19,198	580	2.43	\$19,350	536	2.39	\$20,472	542	2.23	\$21,722
UMC	545	2.70	\$15,783	466	2.67	\$15,510	488	2.39	\$16,330	503	2.54	\$17,854	470	2.19	\$17,814
Valley	76	2.89	\$25,404	103	2.88	\$27,935	133	3.50	\$33,370	122	2.29	\$28,982	78	2.50	\$32,505
TOTAL	2,126	2.78	\$17,702	2,399	2.73	\$18,958	2,592	2.65	\$20,241	2,509	2.63	\$21,740	2,309	2.47	\$22,769
WASHOE															
Carson Tahoe	142	2.46	\$10,816	139	2.57	\$11,203	147	2.73	\$12,368	131	2.48	\$10,551	159	2.69	\$12,123
Northern Nevada	23	2.09	\$14,667	36	2.03	\$14,870	30	2.17	\$16,886	44	1.84	\$17,425	37	2.11	\$21,650
Renown Regional	277	2.98	\$12,010	251	2.64	\$12,394	288	2.89	\$14,107	392	2.69	\$14,254	294	3.01	\$16,009
Renown S. Meadows	19	2.58	\$13,477	30	2.30	\$13,856	23	1.65	\$12,168	22	2.09	\$16,403	23	1.70	\$16,548
Saint Mary's	103	3.06	\$9,109	100	2.91	\$10,343	128	2.87	\$10,067	119	3.00	\$11,065	81	3.19	\$13,907
Sierra Surgery	0	0.00	\$0	0	0.00	\$0	0	0.00	\$0	0	0.00	\$0	0	0.00	\$0
TOTAL	564	2.81	\$11,337	556	2.61	\$11,967	616	2.77	\$12,915	708	2.63	\$13,297	594	2.84	\$15,054
RURAL															
Battle Mountain	0	0.00	\$0	4	1.25	\$3,568	2	2.50	\$5,746	0	0.00	\$0	0	0.00	\$0
Boulder City	10	2.90	\$7,022	17	4.06	\$11,185	3	3.67	\$10,388	2	3.00	\$6,213	1	1.00	\$16,179
Carson Valley	9	4.00	\$18,290	11	2.00	\$12,792	5	2.60	\$16,530	9	2.00	\$12,874	3	2.00	\$13,474
Churchill	30	2.73	\$9,428	31	2.74	\$11,307	53	2.15	\$9,875	46	2.46	\$10,548	46	2.57	\$11,224
Desert View	0	0.00	\$0	5	2.00	\$8,738	27	1.89	\$9,612	53	2.26	\$11,391	18	2.72	\$13,664
Grover C. Dils	2	1.50	\$3,542	2	3.00	\$7,146	0	0.00	\$0	2	3.00	\$7,044	2	2.50	\$4,903
Humboldt	20	2.35	\$4,036	4	3.50	\$9,458	6	2.17	\$9,239	8	2.63	\$10,571	15	2.13	\$11,159
Incline Village	0	0.00	\$0	0	0.00	\$0	0	0.00	\$0	0	0.00	\$0	0	0.00	\$0
Mesa View	2	1.00	\$3,552	4	1.75	\$8,163	6	2.50	\$9,826	8	1.00	\$5,771	11	1.64	\$10,950
Mount Grant	5	3.00	\$7,400	17	4.88	\$10,769	29	3.07	\$8,620	21	2.57	\$8,230	22	3.64	\$12,512
Northeastern	30	2.33	\$9,356	33	2.45	\$12,396	41	2.44	\$15,770	33	2.61	\$15,792	37	2.38	\$14,256
Nye	3	2.00	\$8,746	2	1.50	\$6,710	6	1.67	\$6,660	4	2.00	\$6,414	8	1.88	\$9,261
Pershing	12	2.58	\$7,241	13	3.23	\$11,124	4	2.50	\$8,745	0	0.00	\$0	2	2.00	\$6,587
South Lyon	7	5.57	\$2,247	6	1.17	\$3,431	9	2.00	\$6,559	8	1.75	\$5,903	3	1.67	\$9,667
William Bee Ririe	18	1.89	\$7,918	20	3.40	\$14,148	13	1.92	\$11,842	11	2.36	\$13,267	14	1.93	\$11,093
TOTAL	148	2.66	\$8,119	169	2.97	\$11,112	204	2.32	\$10,819	205	2.34	\$11,097	182	2.46	\$12,037
ALL COUNTIES	2,838	2.78	\$15,937	3,124	2.72	\$17,289	3,412	2.65	\$18,355	3,422	2.61	\$19,356	3,085	2.54	\$20,651

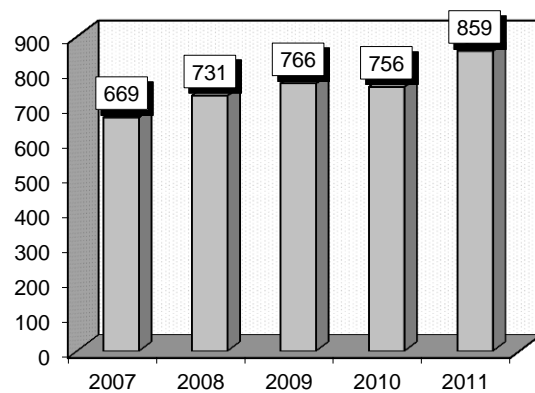
Cardiac Valve & Other Major Cardiothoracic Procedures

Procedures: that frequently accompanied cardiac valve & other major cardiothoracic procedures were: 1) Coronary arteriography using two catheters (8855-6), 2) Left heart cardiac catheterization (3722), 3) Replacement of aortic valve with tissue graft (3521), 4) Angiocardiology (885), 5) Monitoring of cardiac output (8967-8), 6) Transfusion (9904-9), 7) Aortocoronary bypass (3610-4).

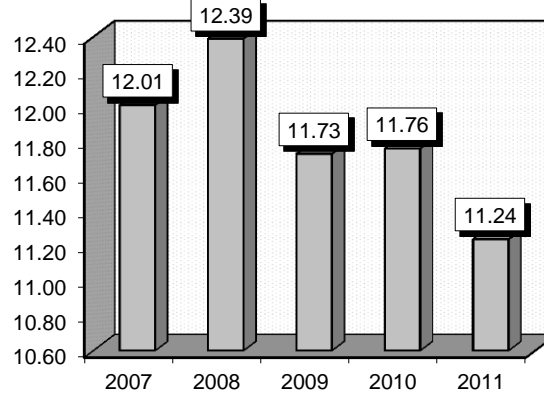
Definitions: **Coronary:** Related to arteries that supply blood and nutrients to the heart. **Aorta:** The largest artery in the body. It carries oxygen-rich blood away from the heart to vessels that reach the rest of the body. **Arteriography:** A procedure to x-ray arteries. The arteries can be seen because of an injection of a dye that outlines the vessels on an x-ray. **Catheter:** A thin, flexible, hollow tube through which fluids enter or leave the body. **Angiocardiology:** An x-ray method using dye in the bloodstream to show the dimension of the heart. X-ray examination of the heart and great blood vessels that follows the course of an opaque fluid which has been injected into the blood stream. **Transfusion:** Replacing blood or blood components a body has lost in surgery, or through an accident.

Gender	2007			2008			2009			2010			2011		
	Cases	Avg LOS	Avg Bill	Cases	Avg LOS	Avg Bill	Cases	Avg LOS	Avg Bill	Cases	Avg LOS	Avg Bill	Cases	Avg LOS	Avg Bill
Male	425	11.52	\$204,413	448	12.01	\$216,374	457	11.82	\$234,585	458	11.46	\$271,842	520	11.15	\$289,801
Female	244	12.86	\$228,453	283	12.99	\$221,405	309	11.61	\$231,672	298	12.22	\$256,792	339	11.37	\$286,264
Age Group	Cases	Avg LOS	Avg Bill	Cases	Avg LOS	Avg Bill	Cases	Avg LOS	Avg Bill	Cases	Avg LOS	Avg Bill	Cases	Avg LOS	Avg Bill
Ages 0-17	19	11.32	\$268,766	20	8.10	\$242,289	24	7.08	\$224,800	14	12.36	\$353,450	26	6.96	\$311,037
Ages 18-35	20	9.20	\$175,854	22	11.86	\$225,715	25	13.04	\$243,060	19	11.26	\$293,559	23	8.17	\$226,763
Ages 36-49	58	13.28	\$217,737	56	11.16	\$201,087	53	11.42	\$220,454	50	12.38	\$260,830	67	11.40	\$266,062
Ages 50-64	203	12.12	\$209,854	210	13.60	\$219,914	205	11.62	\$235,680	215	11.72	\$259,310	214	12.51	\$303,526
Ages 65+	369	11.94	\$213,456	423	12.18	\$218,295	459	11.99	\$233,817	458	11.71	\$265,739	529	11.04	\$286,685
TOTAL	669	12.01	\$213,181	731	12.39	\$218,321	766	11.73	\$233,410	756	11.76	\$265,909	859	11.24	\$288,405

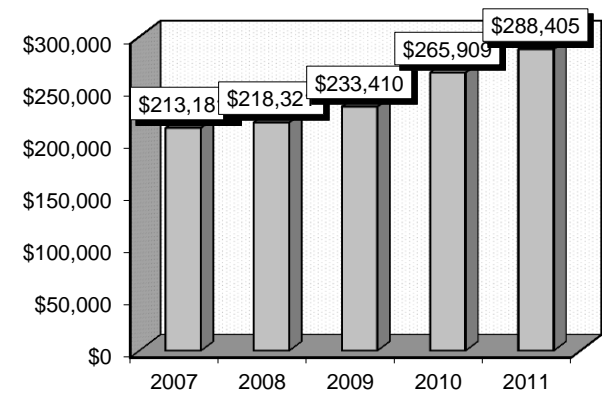
Patient Discharges



Average Length of Stay



Average Billed Charges



County / Hospital	2007			2008			2009			2010			2011		
	Cases	Avg LOS	Avg Bill	Cases	Avg LOS	Avg Bill	Cases	Avg LOS	Avg Bill	Cases	Avg LOS	Avg Bill	Cases	Avg LOS	Avg Bill
CLARK															
Centennial Hills	0	0.00	\$0	0	0.00	\$0	0	0.00	\$0	0	0.00	\$0	0	0.00	\$0
Desert Springs	108	10.72	\$195,796	89	12.82	\$224,884	63	15.59	\$270,552	46	15.39	\$288,605	54	14.17	\$312,622
Mountain View	19	10.11	\$228,636	14	15.86	\$312,078	45	15.42	\$315,852	57	13.09	\$360,298	72	10.97	\$382,204
North Vista	0	0.00	\$0	0	0.00	\$0	0	0.00	\$0	0	0.00	\$0	0	0.00	\$0
Southern Hills	0	0.00	\$0	0	0.00	\$0	0	0.00	\$0	0	0.00	\$0	0	0.00	\$0
Spring Valley	0	0.00	\$0	15	13.47	\$271,400	14	14.07	\$249,910	32	14.41	\$304,822	25	10.96	\$291,361
St. Rose-Rose de Lima	0	0.00	\$0	0	0.00	\$0	0	0.00	\$0	0	0.00	\$0	0	0.00	\$0
St. Rose-San Martin	9	6.78	\$137,385	81	10.43	\$200,161	99	10.34	\$225,270	100	10.11	\$252,343	133	12.24	\$314,433
St. Rose-Siena	56	12.68	\$230,440	55	11.58	\$221,682	47	11.66	\$258,088	49	13.29	\$304,828	58	10.21	\$253,664
Summerlin	47	13.21	\$266,610	30	11.47	\$233,570	48	12.44	\$304,518	43	12.77	\$345,192	52	11.94	\$392,988
Sunrise	135	13.05	\$260,632	136	13.22	\$281,042	127	10.57	\$279,812	130	10.45	\$318,702	163	8.99	\$331,103
UMC	41	19.68	\$328,994	40	21.98	\$299,065	35	15.37	\$252,563	39	17.97	\$279,806	45	16.24	\$292,899
Valley	71	14.38	\$261,600	60	13.62	\$240,044	69	15.88	\$254,238	64	15.09	\$310,863	49	15.33	\$334,041
TOTAL	486	13.03	\$245,699	520	13.24	\$247,028	547	12.83	\$266,406	560	12.77	\$305,036	651	11.70	\$325,914
WASHOE															
Carson Tahoe	65	7.40	\$140,312	61	8.11	\$145,845	61	6.93	\$144,468	43	7.37	\$161,142	39	7.62	\$157,490
Northern Nevada	0	0.00	\$0	0	0.00	\$0	0	0.00	\$0	0	0.00	\$0	0	0.00	\$0
Renown Regional	69	11.42	\$116,823	90	10.47	\$128,690	85	10.58	\$146,626	97	9.88	\$143,270	137	10.23	\$166,412
Renown S. Meadows	0	0.00	\$0	0	0.00	\$0	0	0.00	\$0	0	0.00	\$0	0	0.00	\$0
Saint Mary's	49	8.88	\$123,009	60	12.20	\$177,667	73	8.86	\$161,540	56	8.29	\$167,519	32	10.53	\$207,165
Sierra Surgery	0	0.00	\$0	0	0.00	\$0	0	0.00	\$0	0	0.00	\$0	0	0.00	\$0
TOTAL	183	9.31	\$126,822	211	10.28	\$147,576	219	8.99	\$150,996	196	8.87	\$154,119	208	9.78	\$171,009
RURAL															
Battle Mountain	0	0.00	\$0	0	0.00	\$0	0	0.00	\$0	0	0.00	\$0	0	0.00	\$0
Boulder City	0	0.00	\$0	0	0.00	\$0	0	0.00	\$0	0	0.00	\$0	0	0.00	\$0
Carson Valley	0	0.00	\$0	0	0.00	\$0	0	0.00	\$0	0	0.00	\$0	0	0.00	\$0
Churchill	0	0.00	\$0	0	0.00	\$0	0	0.00	\$0	0	0.00	\$0	0	0.00	\$0
Desert View	0	0.00	\$0	0	0.00	\$0	0	0.00	\$0	0	0.00	\$0	0	0.00	\$0
Grover C. Dils	0	0.00	\$0	0	0.00	\$0	0	0.00	\$0	0	0.00	\$0	0	0.00	\$0
Humboldt	0	0.00	\$0	0	0.00	\$0	0	0.00	\$0	0	0.00	\$0	0	0.00	\$0
Incline Village	0	0.00	\$0	0	0.00	\$0	0	0.00	\$0	0	0.00	\$0	0	0.00	\$0
Mesa View	0	0.00	\$0	0	0.00	\$0	0	0.00	\$0	0	0.00	\$0	0	0.00	\$0
Mount Grant	0	0.00	\$0	0	0.00	\$0	0	0.00	\$0	0	0.00	\$0	0	0.00	\$0
Northeastern	0	0.00	\$0	0	0.00	\$0	0	0.00	\$0	0	0.00	\$0	0	0.00	\$0
Nye	0	0.00	\$0	0	0.00	\$0	0	0.00	\$0	0	0.00	\$0	0	0.00	\$0
Pershing	0	0.00	\$0	0	0.00	\$0	0	0.00	\$0	0	0.00	\$0	0	0.00	\$0
South Lyon	0	0.00	\$0	0	0.00	\$0	0	0.00	\$0	0	0.00	\$0	0	0.00	\$0
William Bee Ririe	0	0.00	\$0	0	0.00	\$0	0	0.00	\$0	0	0.00	\$0	0	0.00	\$0
TOTAL	0	0.00	\$0	0	0.00	\$0	0	0.00	\$0	0	0.00	\$0	0	0.00	\$0
ALL COUNTIES	669	12.01	\$213,181	731	12.39	\$218,321	766	11.73	\$233,410	756	11.76	\$265,909	859	11.24	\$288,405

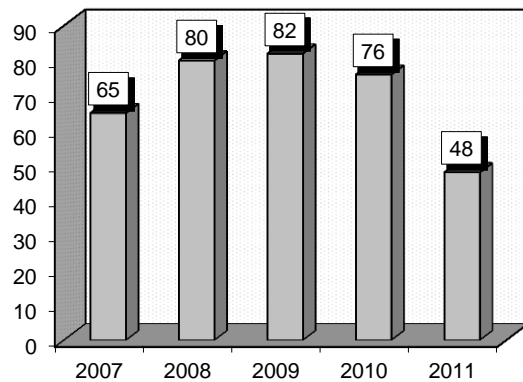
Coronary Bypass With PTCA

Procedures: that frequently accompanied cardiac bypass with PTCA were: 1) Coronary arteriography (8855-6), 2) Cardiac catheterization (3721-2), 3) Replacement of aortic valve with tissue graft (3521), 4) Angiocardiology (8850-4), 5) Mammary coronary bypass (3615-6), 6) Aortocoronary bypass (3610-4).

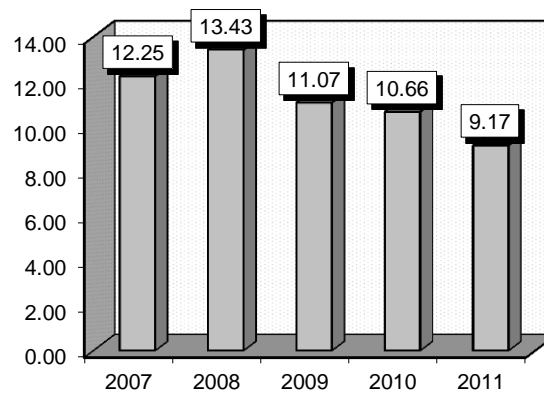
Definitions: **PTCA:** A technique to treat heart disease and chest pain by using angioplasty in the coronary arteries to permit more blood flow into the heart. **Angioplasty:** A procedure in which a special catheter with an inflatable balloon at one end is used to open blocked coronary arteries. **Coronary:** Related to arteries that supply blood and nutrients to the heart. **Aorta:** The largest artery in the body. It carries oxygen-rich blood away from the heart to vessels that reach the rest of the body. **Arteriography:** A procedure to x-ray arteries. The arteries can be seen because of an injection of a dye that outlines the vessels on an x-ray. **Catheter:** A thin, flexible, hollow tube through which fluids enter or leave the body. **Angiocardiology:** An x-ray method using dye in the bloodstream to show the dimension of the heart. X-ray examination of the heart and great blood vessels that follows the course of an opaque fluid which has been injected into the blood stream. **Angiocardiology:** An x-ray method using dye in the bloodstream to show the dimension of the heart.

	2007			2008			2009			2010			2011		
Gender	Cases	Avg LOS	Avg Bill	Cases	Avg LOS	Avg Bill	Cases	Avg LOS	Avg Bill	Cases	Avg LOS	Avg Bill	Cases	Avg LOS	Avg Bill
Male	50	11.82	\$223,028	61	11.21	\$233,901	62	10.84	\$229,076	62	10.31	\$254,660	37	9.08	\$267,362
Female	15	13.67	\$238,871	19	20.53	\$341,235	20	11.80	\$265,057	14	12.21	\$330,785	11	9.45	\$299,081
Age Group	Cases	Avg LOS	Avg Bill	Cases	Avg LOS	Avg Bill	Cases	Avg LOS	Avg Bill	Cases	Avg LOS	Avg Bill	Cases	Avg LOS	Avg Bill
Ages 0-17	0	0.00	\$0	0	0.00	\$0	0	0.00	\$0	0	0.00	\$0	0	0.00	\$0
Ages 18-35	0	0.00	\$0	0	0.00	\$0	0	0.00	\$0	0	0.00	\$0	0	0.00	\$0
Ages 36-49	12	12.58	\$237,047	10	11.50	\$232,703	10	8.00	\$188,202	4	8.25	\$228,016	2	9.00	\$268,546
Ages 50-64	26	12.65	\$215,627	32	11.53	\$255,734	36	11.78	\$229,903	36	11.36	\$276,863	23	10.00	\$294,746
Ages 65+	27	11.70	\$232,726	38	15.53	\$269,498	36	11.22	\$259,593	36	10.22	\$265,022	23	8.35	\$255,045
TOTAL	65	12.25	\$226,684	80	13.43	\$259,393	82	11.07	\$237,852	76	10.66	\$268,683	48	9.17	\$274,631

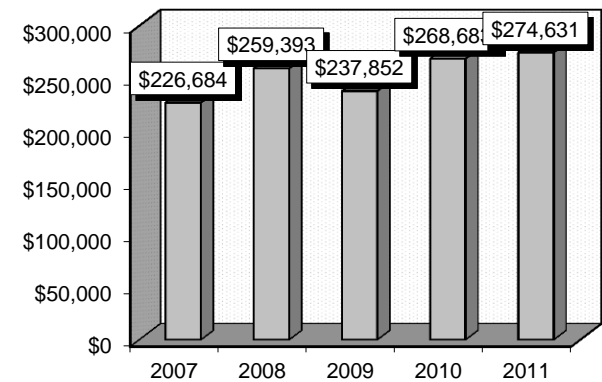
Patient Discharges



Average Length of Stay



Average Billed Charges



County / Hospital	2007			2008			2009			2010			2011		
	Cases	Avg LOS	Avg Bill	Cases	Avg LOS	Avg Bill	Cases	Avg LOS	Avg Bill	Cases	Avg LOS	Avg Bill	Cases	Avg LOS	Avg Bill
CLARK															
Centennial Hills	0	0.00	\$0	0	0.00	\$0	0	0.00	\$0	0	0.00	\$0	0	0.00	\$0
Desert Springs	6	10.83	\$166,014	14	11.50	\$233,620	13	13.15	\$251,588	8	12.75	\$265,512	6	10.00	\$327,651
Mountain View	7	13.29	\$235,484	5	11.40	\$240,670	7	12.14	\$252,887	6	13.17	\$390,458	4	11.25	\$418,820
North Vista	0	0.00	\$0	0	0.00	\$0	0	0.00	\$0	0	0.00	\$0	0	0.00	\$0
Southern Hills	0	0.00	\$0	0	0.00	\$0	0	0.00	\$0	0	0.00	\$0	0	0.00	\$0
Spring Valley	0	0.00	\$0	6	13.50	\$284,037	3	9.33	\$234,540	5	9.80	\$301,249	3	11.33	\$303,484
St. Rose-Rose de Lima	0	0.00	\$0	0	0.00	\$0	0	0.00	\$0	0	0.00	\$0	0	0.00	\$0
St. Rose-San Martin	1	9.00	\$203,294	3	8.33	\$222,641	1	5.00	\$186,021	0	0.00	\$0	2	9.00	\$262,759
St. Rose-Siena	8	7.75	\$176,450	5	9.00	\$220,033	9	10.11	\$234,456	3	9.67	\$230,875	5	8.80	\$250,073
Summerlin	0	0.00	\$0	3	7.00	\$174,165	6	10.00	\$232,030	8	10.50	\$358,030	4	10.75	\$271,510
Sunrise	18	13.83	\$285,451	18	21.06	\$375,491	7	6.86	\$225,426	11	9.73	\$325,728	6	6.33	\$294,767
UMC	5	12.40	\$234,333	4	13.00	\$231,134	3	8.00	\$256,520	1	6.00	\$253,417	1	21.00	\$342,758
Valley	7	14.86	\$309,604	9	12.44	\$247,025	14	15.14	\$326,534	9	11.56	\$297,043	5	8.80	\$288,949
TOTAL	52	12.38	\$244,930	67	13.93	\$274,260	63	11.49	\$259,552	51	10.98	\$314,505	36	9.64	\$304,713
WASHOE															
Carson Tahoe	4	7.75	\$171,993	4	13.50	\$270,155	4	6.75	\$167,333	7	8.29	\$177,732	3	5.33	\$198,330
Northern Nevada	0	0.00	\$0	0	0.00	\$0	0	0.00	\$0	0	0.00	\$0	0	0.00	\$0
Renown Regional	6	12.83	\$139,840	5	11.00	\$151,281	8	9.75	\$147,522	16	10.69	\$171,140	7	9.14	\$184,771
Renown S. Meadows	0	0.00	\$0	0	0.00	\$0	0	0.00	\$0	0	0.00	\$0	0	0.00	\$0
Saint Mary's	3	14.67	\$157,027	4	8.00	\$134,748	7	11.29	\$186,080	2	10.50	\$198,895	2	6.50	\$162,124
Sierra Surgery	0	0.00	\$0	0	0.00	\$0	0	0.00	\$0	0	0.00	\$0	0	0.00	\$0
TOTAL	13	11.69	\$153,699	13	10.85	\$182,770	19	9.68	\$165,898	25	10.00	\$175,206	12	7.75	\$184,386
RURAL															
Battle Mountain	0	0.00	\$0	0	0.00	\$0	0	0.00	\$0	0	0.00	\$0	0	0.00	\$0
Boulder City	0	0.00	\$0	0	0.00	\$0	0	0.00	\$0	0	0.00	\$0	0	0.00	\$0
Carson Valley	0	0.00	\$0	0	0.00	\$0	0	0.00	\$0	0	0.00	\$0	0	0.00	\$0
Churchill	0	0.00	\$0	0	0.00	\$0	0	0.00	\$0	0	0.00	\$0	0	0.00	\$0
Desert View	0	0.00	\$0	0	0.00	\$0	0	0.00	\$0	0	0.00	\$0	0	0.00	\$0
Grover C. Dils	0	0.00	\$0	0	0.00	\$0	0	0.00	\$0	0	0.00	\$0	0	0.00	\$0
Humboldt	0	0.00	\$0	0	0.00	\$0	0	0.00	\$0	0	0.00	\$0	0	0.00	\$0
Incline Village	0	0.00	\$0	0	0.00	\$0	0	0.00	\$0	0	0.00	\$0	0	0.00	\$0
Mesa View	0	0.00	\$0	0	0.00	\$0	0	0.00	\$0	0	0.00	\$0	0	0.00	\$0
Mount Grant	0	0.00	\$0	0	0.00	\$0	0	0.00	\$0	0	0.00	\$0	0	0.00	\$0
Northeastern	0	0.00	\$0	0	0.00	\$0	0	0.00	\$0	0	0.00	\$0	0	0.00	\$0
Nye	0	0.00	\$0	0	0.00	\$0	0	0.00	\$0	0	0.00	\$0	0	0.00	\$0
Pershing	0	0.00	\$0	0	0.00	\$0	0	0.00	\$0	0	0.00	\$0	0	0.00	\$0
South Lyon	0	0.00	\$0	0	0.00	\$0	0	0.00	\$0	0	0.00	\$0	0	0.00	\$0
William Bee Ririe	0	0.00	\$0	0	0.00	\$0	0	0.00	\$0	0	0.00	\$0	0	0.00	\$0
TOTAL	0	0.00	\$0	0	0.00	\$0	0	0.00	\$0	0	0.00	\$0	0	0.00	\$0
ALL COUNTIES	65	12.25	\$226,684	80	13.43	\$259,393	82	11.07	\$237,852	76	10.66	\$268,683	48	9.17	\$274,631

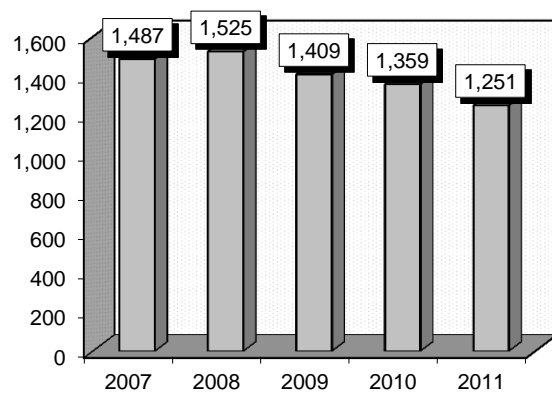
Coronary Bypass

Diagnoses and Procedures: that frequently accompanied coronary bypass were: 1) Coronary atherosclerosis of native coronary artery (41401), 2) Subendocardial infarction, initial episode of care (41071), 3) Acute myocardial infarction (AMI) (41001-11), 4) (Aorto)coronary bypass of two coronary arteries (3612), 5) (Aorto)coronary bypass of three coronary arteries (3613), 6) (Aorto)coronary bypass of four or more coronary arteries (3614), 7) (Aorto)coronary bypass of one coronary artery (3611) .

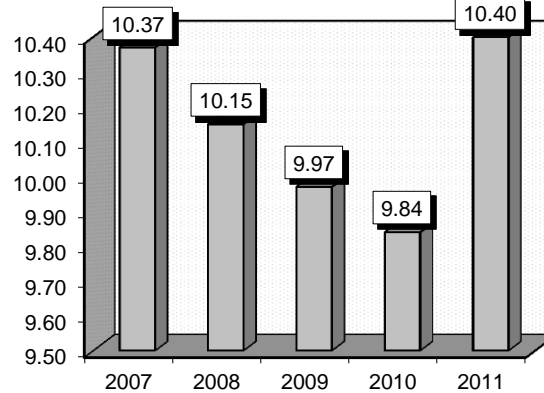
Definitions: Coronary Bypass: When one or more coronary arteries are blocked, said arteries are bypassed through the grafting of a healthy artery from another part of the body. **Atherosclerosis:** A build up of plaques within the arteries. These plaques consist of cholesterol and lipids (fats). **Subendocardial:** Located under the endocardium which is a membrane that lines the interior of the heart. **Myocardial Infarction:** A heart attack.

Gender	2007			2008			2009			2010			2011		
	Cases	Avg LOS	Avg Bill	Cases	Avg LOS	Avg Bill	Cases	Avg LOS	Avg Bill	Cases	Avg LOS	Avg Bill	Cases	Avg LOS	Avg Bill
Male	1,123	10.14	\$157,484	1,173	9.78	\$163,153	1,071	9.69	\$180,328	1,067	9.60	\$198,652	938	10.22	\$229,739
Female	364	11.08	\$169,593	352	11.39	\$177,089	338	10.85	\$199,532	292	10.71	\$214,627	313	10.91	\$244,376
Age Group	Cases	Avg LOS	Avg Bill	Cases	Avg LOS	Avg Bill	Cases	Avg LOS	Avg Bill	Cases	Avg LOS	Avg Bill	Cases	Avg LOS	Avg Bill
Ages 0-17	0	0.00	\$0	1	4.00	\$132,702	0	0.00	\$0	0	0.00	\$0	0	0.00	\$0
Ages 18-35	8	8.50	\$158,036	8	7.38	\$125,966	3	7.00	\$177,510	7	8.00	\$190,031	3	9.33	\$225,385
Ages 36-49	79	8.05	\$138,384	118	10.02	\$151,682	108	9.00	\$171,915	102	9.59	\$190,727	65	8.80	\$221,426
Ages 50-64	575	9.85	\$151,798	588	9.81	\$162,486	558	9.92	\$180,916	488	9.60	\$196,631	429	10.20	\$224,527
Ages 65+	825	10.97	\$168,613	810	10.45	\$171,770	740	10.16	\$189,897	762	10.04	\$207,208	754	10.65	\$239,515
TOTAL	1,487	10.37	\$160,448	1,525	10.15	\$166,370	1,409	9.97	\$184,935	1,359	9.84	\$202,084	1,251	10.40	\$233,401

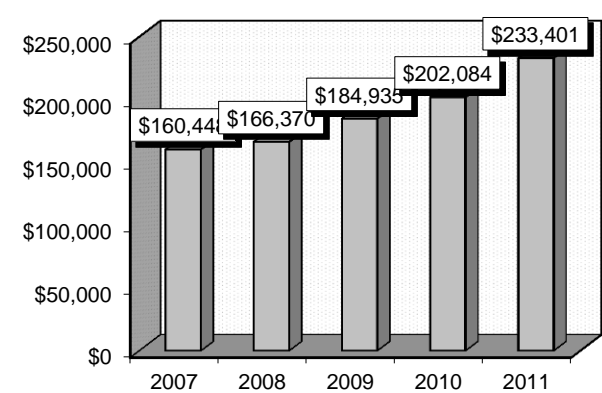
Patient Discharges



Average Length of Stay



Average Billed Charges



County / Hospital	2007			2008			2009			2010			2011		
	Cases	Avg LOS	Avg Bill	Cases	Avg LOS	Avg Bill	Cases	Avg LOS	Avg Bill	Cases	Avg LOS	Avg Bill	Cases	Avg LOS	Avg Bill
CLARK															
Centennial Hills	0	0.00	\$0	0	0.00	\$0	0	0.00	\$0	0	0.00	\$0	0	0.00	\$0
Desert Springs	269	10.57	\$148,626	252	10.59	\$161,391	181	9.86	\$162,933	168	9.91	\$192,816	159	11.62	\$237,554
Mountain View	118	11.22	\$188,289	101	11.28	\$210,569	109	10.94	\$221,052	85	10.65	\$250,158	78	11.14	\$323,445
North Vista	0	0.00	\$0	0	0.00	\$0	0	0.00	\$0	0	0.00	\$0	0	0.00	\$0
Southern Hills	0	0.00	\$0	0	0.00	\$0	0	0.00	\$0	0	0.00	\$0	0	0.00	\$0
Spring Valley	0	0.00	\$0	65	11.60	\$186,743	54	12.26	\$210,986	69	11.68	\$237,175	80	11.11	\$255,073
St. Rose-Rose de Lima	0	0.00	\$0	0	0.00	\$0	0	0.00	\$0	0	0.00	\$0	0	0.00	\$0
St. Rose-San Martin	15	6.33	\$121,757	70	10.07	\$161,648	79	10.30	\$194,830	88	8.53	\$193,629	81	10.52	\$238,744
St. Rose-Siena	177	9.89	\$172,853	158	9.58	\$173,712	122	9.61	\$200,176	124	9.60	\$210,192	110	10.34	\$231,563
Summerlin	105	9.63	\$171,803	99	9.07	\$171,889	121	10.88	\$211,990	119	10.03	\$227,873	107	10.13	\$251,129
Sunrise	253	11.02	\$199,839	216	10.38	\$217,770	236	9.38	\$232,574	221	9.93	\$255,267	218	9.73	\$286,416
UMC	71	13.97	\$201,930	107	12.38	\$178,337	73	11.33	\$183,359	78	12.45	\$213,833	88	12.11	\$221,369
Valley	198	11.65	\$172,592	161	11.30	\$165,659	143	12.47	\$201,339	118	12.03	\$222,723	85	13.40	\$264,669
TOTAL	1,206	10.87	\$175,563	1,229	10.63	\$181,161	1,118	10.52	\$203,494	1,070	10.37	\$223,940	1,006	10.94	\$257,955
WASHOE															
Carson Tahoe	66	6.77	\$118,601	49	7.90	\$131,829	59	7.51	\$129,711	50	7.88	\$136,016	46	7.04	\$130,386
Northern Nevada	0	0.00	\$0	0	0.00	\$0	0	0.00	\$0	0	0.00	\$0	0	0.00	\$0
Renown Regional	128	9.30	\$87,708	175	8.85	\$97,052	150	8.09	\$102,830	146	8.43	\$114,069	143	8.59	\$128,795
Renown S. Meadows	0	0.00	\$0	0	0.00	\$0	0	0.00	\$0	0	0.00	\$0	0	0.00	\$0
Saint Mary's	87	7.70	\$89,693	72	6.64	\$105,882	82	7.66	\$121,825	93	6.97	\$124,319	56	8.02	\$144,052
Sierra Surgery	0	0.00	\$0	0	0.00	\$0	0	0.00	\$0	0	0.00	\$0	0	0.00	\$0
TOTAL	281	8.21	\$95,578	296	8.15	\$104,957	291	7.85	\$113,632	289	7.87	\$121,164	245	8.17	\$132,581
RURAL															
Battle Mountain	0	0.00	\$0	0	0.00	\$0	0	0.00	\$0	0	0.00	\$0	0	0.00	\$0
Boulder City	0	0.00	\$0	0	0.00	\$0	0	0.00	\$0	0	0.00	\$0	0	0.00	\$0
Carson Valley	0	0.00	\$0	0	0.00	\$0	0	0.00	\$0	0	0.00	\$0	0	0.00	\$0
Churchill	0	0.00	\$0	0	0.00	\$0	0	0.00	\$0	0	0.00	\$0	0	0.00	\$0
Desert View	0	0.00	\$0	0	0.00	\$0	0	0.00	\$0	0	0.00	\$0	0	0.00	\$0
Grover C. Dils	0	0.00	\$0	0	0.00	\$0	0	0.00	\$0	0	0.00	\$0	0	0.00	\$0
Humboldt	0	0.00	\$0	0	0.00	\$0	0	0.00	\$0	0	0.00	\$0	0	0.00	\$0
Incline Village	0	0.00	\$0	0	0.00	\$0	0	0.00	\$0	0	0.00	\$0	0	0.00	\$0
Mesa View	0	0.00	\$0	0	0.00	\$0	0	0.00	\$0	0	0.00	\$0	0	0.00	\$0
Mount Grant	0	0.00	\$0	0	0.00	\$0	0	0.00	\$0	0	0.00	\$0	0	0.00	\$0
Northeastern	0	0.00	\$0	0	0.00	\$0	0	0.00	\$0	0	0.00	\$0	0	0.00	\$0
Nye	0	0.00	\$0	0	0.00	\$0	0	0.00	\$0	0	0.00	\$0	0	0.00	\$0
Pershing	0	0.00	\$0	0	0.00	\$0	0	0.00	\$0	0	0.00	\$0	0	0.00	\$0
South Lyon	0	0.00	\$0	0	0.00	\$0	0	0.00	\$0	0	0.00	\$0	0	0.00	\$0
William Bee Ririe	0	0.00	\$0	0	0.00	\$0	0	0.00	\$0	0	0.00	\$0	0	0.00	\$0
TOTAL	0	0.00	\$0	0	0.00	\$0	0	0.00	\$0	0	0.00	\$0	0	0.00	\$0
ALL COUNTIES	1,487	10.37	\$160,448	1,525	10.15	\$166,370	1,409	9.97	\$184,935	1,359	9.84	\$202,084	1,251	10.40	\$233,401

Major Cardiovascular Procedures

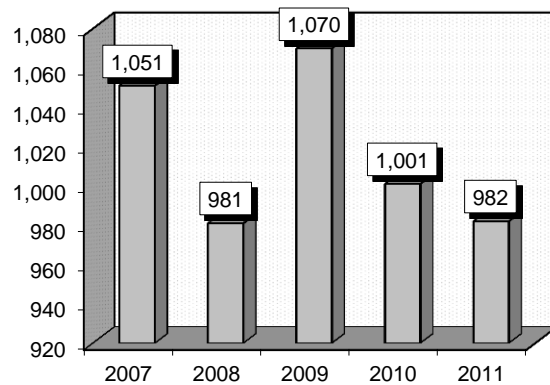
Procedures: that frequently accompanied major cardiovascular procedures were: 1) Implant of pulsation balloon (3761), 2) Coronary arteriography (8855-6), 3) Cardiac catheterization (3721-2), 4) Aorta-iliac-femoral bypass (3925), 5) Resection of abdominal aorta with replacement (3844), 6) Aortography (8842), 7) Angioplasty or atherectomy of non-coronary vessel (3950).

Definitions: Cardiovascular disease: Any abnormal condition characterized by dysfunction of the heart and blood vessels. **Atherosclerosis:** Yellowish plaques of cholesterol, other lipids and cellular debris in the inner layers of the walls of arteries. **Cardiac catheterization:** A diagnostic procedure in which a catheter is introduced into a large vein and threaded through the circulatory system to the heart. **Bypass:** A procedure to divert the flow of blood thereby bypassing a narrowing or blockage in a blood vessel. **Aneurysm:** A localized dilation of the wall of a blood vessel. **Arteriography:** Radiologic visualization of arteries after a radioopaque contrast medium is introduced into the bloodstream. **Catheter:** A hollow flexible tube that can be inserted into a vessel or cavity of the body. **Angioplasty:** A procedure in which a special catheter with an inflatable balloon at one end is used to open blocked coronary arteries.

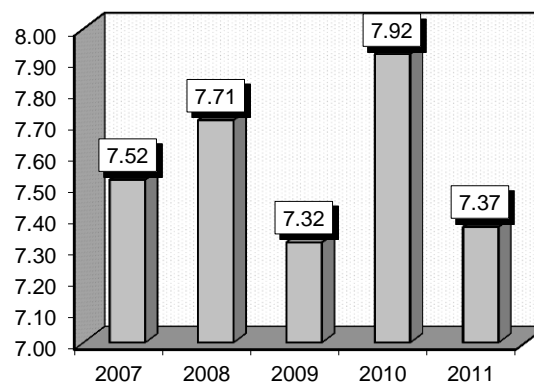
Comment: Cardiovascular procedures include (but are not limited to) diagnostic cardiac catheterization, coronary artery bypass graft procedures, cardiac pacemaker procedures, and heart valve procedures.

Gender	2007			2008			2009			2010			2011		
	Cases	Avg LOS	Avg Bill	Cases	Avg LOS	Avg Bill	Cases	Avg LOS	Avg Bill	Cases	Avg LOS	Avg Bill	Cases	Avg LOS	Avg Bill
Male	713	7.09	\$118,922	648	7.22	\$128,745	725	6.94	\$141,413	650	7.26	\$158,845	658	7.10	\$169,780
Female	338	8.44	\$129,720	333	8.65	\$126,476	345	8.14	\$144,926	351	9.15	\$167,149	324	7.92	\$158,661
Age Group	Cases	Avg LOS	Avg Bill	Cases	Avg LOS	Avg Bill	Cases	Avg LOS	Avg Bill	Cases	Avg LOS	Avg Bill	Cases	Avg LOS	Avg Bill
Ages 0-17	45	12.33	\$238,529	39	17.00	\$298,522	56	16.39	\$322,623	52	24.02	\$452,667	41	18.71	\$449,960
Ages 18-35	14	7.50	\$111,187	16	7.69	\$102,707	23	8.78	\$123,419	20	8.80	\$150,026	20	7.55	\$172,689
Ages 36-49	60	8.00	\$127,759	74	7.04	\$112,134	66	6.61	\$109,195	77	7.84	\$143,110	60	8.42	\$157,351
Ages 50-64	311	7.44	\$113,172	301	8.08	\$123,692	266	6.98	\$133,660	235	7.16	\$141,412	244	8.14	\$155,863
Ages 65+	621	7.17	\$118,332	551	6.94	\$121,104	659	6.71	\$134,838	617	6.83	\$147,695	617	6.21	\$151,941
TOTAL	1,051	7.52	\$122,395	981	7.71	\$127,975	1,070	7.32	\$142,546	1,001	7.92	\$161,757	982	7.37	\$166,112

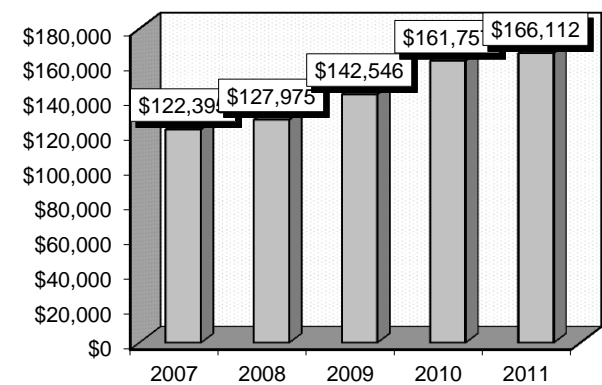
Patient Discharges



Average Length of Stay



Average Billed Charges



County / Hospital	2007			2008			2009			2010			2011		
	Cases	Avg LOS	Avg Bill	Cases	Avg LOS	Avg Bill	Cases	Avg LOS	Avg Bill	Cases	Avg LOS	Avg Bill	Cases	Avg LOS	Avg Bill
CLARK															
Centennial Hills	0	0.00	\$0	12	2.25	\$55,821	13	2.69	\$85,872	13	2.85	\$77,762	10	3.00	\$81,295
Desert Springs	92	8.52	\$123,513	83	7.75	\$121,564	59	8.93	\$137,068	52	8.33	\$160,640	85	6.47	\$167,940
Mountain View	61	8.16	\$117,655	40	7.72	\$136,636	47	8.83	\$185,607	41	7.90	\$181,597	62	7.15	\$163,803
North Vista	8	11.88	\$163,059	3	7.33	\$108,339	3	8.33	\$103,130	2	12.00	\$157,124	1	8.00	\$110,988
Southern Hills	16	5.50	\$90,981	14	7.07	\$147,927	15	3.53	\$91,174	14	3.79	\$138,647	10	5.70	\$126,598
Spring Valley	27	6.33	\$110,971	50	9.70	\$171,488	57	7.04	\$170,900	82	6.93	\$193,917	31	6.68	\$169,737
St. Rose-Rose de Lima	31	4.77	\$100,194	4	16.75	\$220,798	11	6.36	\$112,931	6	10.50	\$150,311	3	6.67	\$94,181
St. Rose-San Martin	7	8.43	\$120,757	23	8.48	\$125,864	38	8.63	\$125,710	86	6.42	\$151,235	88	5.09	\$151,881
St. Rose-Siena	72	7.15	\$103,067	65	8.65	\$117,920	75	7.41	\$125,059	54	7.13	\$131,384	77	7.32	\$155,132
Summerlin	45	8.00	\$130,194	48	7.63	\$140,680	32	8.91	\$191,749	43	9.02	\$180,203	47	7.53	\$174,594
Sunrise	262	8.60	\$154,802	199	8.26	\$164,554	256	8.91	\$194,779	221	10.22	\$225,587	194	9.75	\$244,560
UMC	81	5.84	\$124,918	88	6.66	\$118,157	98	5.87	\$121,041	53	8.85	\$150,211	39	11.64	\$149,785
Valley	121	8.03	\$143,715	98	9.29	\$163,148	119	7.59	\$158,054	90	8.81	\$184,903	107	7.83	\$193,061
TOTAL	823	7.80	\$133,163	727	8.13	\$143,774	823	7.84	\$159,676	757	8.39	\$182,530	754	7.78	\$185,179
WASHOE															
Carson Tahoe	63	4.49	\$90,673	90	3.83	\$74,637	84	4.05	\$89,151	72	3.58	\$82,982	58	4.52	\$100,671
Northern Nevada	4	5.75	\$79,665	7	9.86	\$147,597	2	4.00	\$68,683	5	10.00	\$162,797	3	4.67	\$113,220
Renown Regional	111	6.74	\$77,272	114	8.01	\$78,905	107	6.87	\$80,681	113	7.89	\$95,564	103	7.48	\$100,991
Renown S. Meadows	2	1.00	\$15,393	0	0.00	\$0	0	0.00	\$0	0	0.00	\$0	0	0.00	\$0
Saint Mary's	46	9.00	\$92,999	42	7.57	\$101,737	54	5.54	\$89,841	53	7.04	\$115,250	63	5.17	\$109,216
Sierra Surgery	0	0.00	\$0	0	0.00	\$0	0	0.00	\$0	0	0.00	\$0	0	0.00	\$0
TOTAL	226	6.50	\$83,704	253	6.50	\$83,077	247	5.60	\$85,467	243	6.47	\$97,513	227	6.04	\$103,354
RURAL															
Battle Mountain	0	0.00	\$0	0	0.00	\$0	0	0.00	\$0	0	0.00	\$0	0	0.00	\$0
Boulder City	0	0.00	\$0	0	0.00	\$0	0	0.00	\$0	0	0.00	\$0	0	0.00	\$0
Carson Valley	0	0.00	\$0	0	0.00	\$0	0	0.00	\$0	0	0.00	\$0	0	0.00	\$0
Churchill	2	10.00	\$63,168	0	0.00	\$0	0	0.00	\$0	0	0.00	\$0	0	0.00	\$0
Desert View	0	0.00	\$0	0	0.00	\$0	0	0.00	\$0	0	0.00	\$0	0	0.00	\$0
Grover C. Dils	0	0.00	\$0	0	0.00	\$0	0	0.00	\$0	0	0.00	\$0	0	0.00	\$0
Humboldt	0	0.00	\$0	0	0.00	\$0	0	0.00	\$0	0	0.00	\$0	0	0.00	\$0
Incline Village	0	0.00	\$0	0	0.00	\$0	0	0.00	\$0	0	0.00	\$0	0	0.00	\$0
Mesa View	0	0.00	\$0	0	0.00	\$0	0	0.00	\$0	0	0.00	\$0	0	0.00	\$0
Mount Grant	0	0.00	\$0	0	0.00	\$0	0	0.00	\$0	0	0.00	\$0	0	0.00	\$0
Northeastern	0	0.00	\$0	0	0.00	\$0	0	0.00	\$0	1	5.00	\$47,977	1	2.00	\$34,919
Nye	0	0.00	\$0	0	0.00	\$0	0	0.00	\$0	0	0.00	\$0	0	0.00	\$0
Pershing	0	0.00	\$0	0	0.00	\$0	0	0.00	\$0	0	0.00	\$0	0	0.00	\$0
South Lyon	0	0.00	\$0	0	0.00	\$0	0	0.00	\$0	0	0.00	\$0	0	0.00	\$0
William Bee Ririe	0	0.00	\$0	1	2.00	\$1,463	0	0.00	\$0	0	0.00	\$0	0	0.00	\$0
TOTAL	2	10.00	\$63,168	1	2.00	\$1,463	0	0.00	\$0	1	5.00	\$47,977	1	2.00	\$34,919
ALL COUNTIES	1,051	7.52	\$122,395	981	7.71	\$127,975	1,070	7.32	\$142,546	1,001	7.92	\$161,757	982	7.37	\$166,112

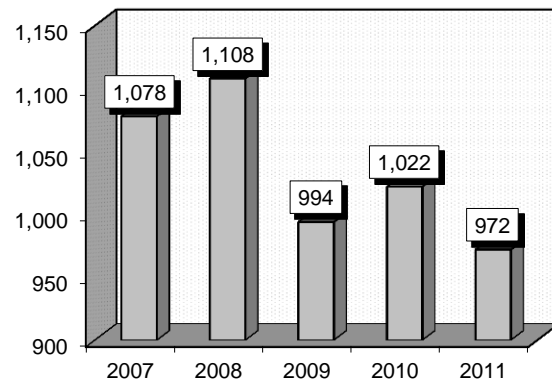
Permanent Cardiac Pacemaker Implant

Diagnoses and Procedures: that frequently accompanied permanent cardiac pacemaker implants were: 1) Sinus node dysfunction (42781), 2) Atrioventricular block, complete (4260), 3) Other specified cardiac dysrhythmias (42789), 4) Atrial fibrillation (42731), 5) Initial insertion of transvenous leads [electrodes] into atrium and ventricle (3772), 6) Initial insertion of dual-chamber device (3783), 7) Initial insertion of transvenous lead [electrode] into ventricle (3771) .

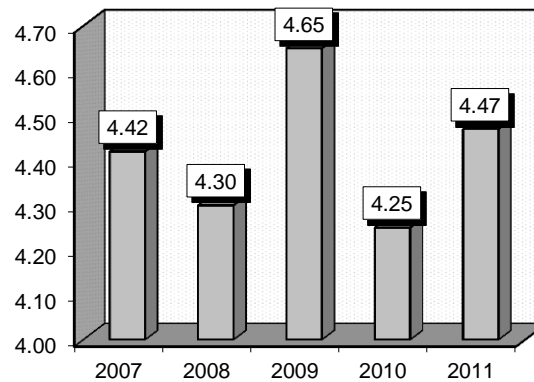
Definitions: **Sinoatrial node** : Specialized heart muscle fibers that are located in the back, right of the heart. These muscles generate an electrical pulse that causes the heartbeat. **Atrioventricular block**: A repeatedly occurring sudden loss of consciousness caused by an impaired electrical conduction in the sinoatrial node. **Subendocardial** : Located under the endocardium which is a membrane that lines the interior of the heart. **Myocardial Infarction** : A heart attack. **Dysrhythmia**: An irregular heartbeat. **Atrial Fibrillation**: A rapid fluttering or twitching of the heart muscles.

Gender	2007			2008			2009			2010			2011		
	Cases	Avg LOS	Avg Bill	Cases	Avg LOS	Avg Bill	Cases	Avg LOS	Avg Bill	Cases	Avg LOS	Avg Bill	Cases	Avg LOS	Avg Bill
Male	619	4.16	\$78,541	634	4.26	\$84,170	586	4.67	\$90,667	549	4.11	\$94,778	559	4.37	\$108,585
Female	459	4.78	\$76,031	474	4.35	\$84,249	408	4.63	\$90,515	473	4.41	\$92,418	413	4.61	\$101,989
Age Group	Cases	Avg LOS	Avg Bill	Cases	Avg LOS	Avg Bill	Cases	Avg LOS	Avg Bill	Cases	Avg LOS	Avg Bill	Cases	Avg LOS	Avg Bill
Ages 0-17	9	4.67	\$68,652	6	3.50	\$61,777	3	7.67	\$113,652	4	8.75	\$141,589	8	6.63	\$115,019
Ages 18-35	9	3.67	\$68,410	10	3.40	\$64,476	14	3.86	\$92,178	10	5.90	\$102,760	5	2.80	\$97,358
Ages 36-49	41	3.46	\$68,637	38	4.00	\$89,685	22	3.86	\$80,106	33	3.06	\$69,242	24	3.83	\$113,220
Ages 50-64	150	4.17	\$82,098	179	4.31	\$82,641	148	4.78	\$94,490	124	4.13	\$101,102	130	4.39	\$104,404
Ages 65+	869	4.52	\$77,276	875	4.32	\$84,665	807	4.65	\$90,066	851	4.27	\$93,221	805	4.49	\$105,744
TOTAL	1,078	4.42	\$77,472	1,108	4.30	\$84,204	994	4.65	\$90,605	1,022	4.25	\$93,686	972	4.47	\$105,782

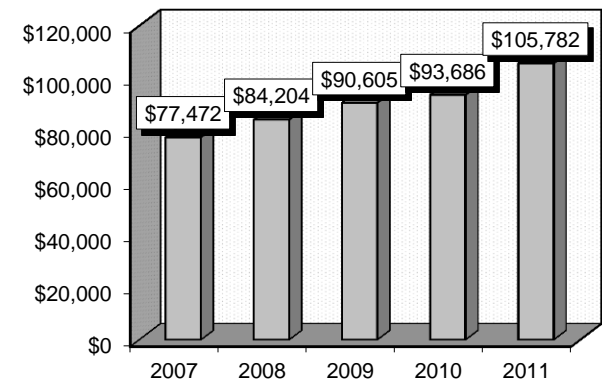
Patient Discharges



Average Length of Stay



Average Billed Charges



County / Hospital	2007			2008			2009			2010			2011		
	Cases	Avg LOS	Avg Bill	Cases	Avg LOS	Avg Bill	Cases	Avg LOS	Avg Bill	Cases	Avg LOS	Avg Bill	Cases	Avg LOS	Avg Bill
CLARK															
Centennial Hills	0	0.00	\$0	22	4.09	\$91,282	30	5.40	\$113,477	37	3.95	\$125,395	34	2.79	\$106,456
Desert Springs	122	4.25	\$88,774	130	4.09	\$93,410	137	5.04	\$97,347	104	3.53	\$94,654	100	4.24	\$111,555
Mountain View	92	4.47	\$69,796	85	5.67	\$92,100	85	4.12	\$88,176	79	4.08	\$97,234	93	4.26	\$106,649
North Vista	7	6.43	\$123,201	5	7.20	\$111,287	6	5.50	\$118,155	3	6.00	\$131,451	3	5.67	\$93,926
Southern Hills	25	6.32	\$119,975	10	4.20	\$122,902	9	6.78	\$144,211	12	7.25	\$184,966	10	8.80	\$201,891
Spring Valley	29	6.14	\$109,305	40	4.80	\$105,113	22	4.36	\$97,151	43	5.65	\$122,442	33	6.48	\$119,570
St. Rose-Rose de Lima	39	4.23	\$72,825	19	4.89	\$75,894	20	4.10	\$85,078	29	5.90	\$108,354	14	9.29	\$127,703
St. Rose-San Martin	10	4.30	\$64,407	40	4.05	\$79,464	38	6.45	\$116,152	49	4.20	\$115,295	36	4.61	\$131,515
St. Rose-Siena	70	4.73	\$72,592	59	5.17	\$89,833	58	4.34	\$95,514	70	4.43	\$100,226	76	4.43	\$121,723
Summerlin	83	3.22	\$114,560	115	3.75	\$134,419	74	4.47	\$130,594	71	3.90	\$133,083	85	4.41	\$169,484
Sunrise	167	4.06	\$62,006	145	4.66	\$68,785	117	5.50	\$91,635	98	4.87	\$82,380	102	4.96	\$101,656
UMC	52	4.31	\$65,216	58	3.81	\$53,391	36	4.19	\$66,295	43	4.95	\$61,796	48	4.52	\$70,114
Valley	127	3.94	\$98,324	110	4.25	\$103,151	87	3.48	\$95,990	87	3.87	\$107,817	79	3.91	\$120,107
TOTAL	823	4.28	\$83,342	838	4.45	\$92,800	719	4.73	\$98,968	725	4.38	\$104,015	713	4.59	\$118,292
WASHOE															
Carson Tahoe	61	3.82	\$71,865	88	2.74	\$64,237	83	3.61	\$71,471	81	3.60	\$74,762	47	4.34	\$80,893
Northern Nevada	7	2.43	\$65,514	7	4.00	\$71,773	6	8.00	\$117,784	10	3.10	\$83,991	11	3.18	\$83,075
Renown Regional	106	6.03	\$60,787	114	4.87	\$63,409	118	5.56	\$75,330	142	4.24	\$67,173	139	4.29	\$70,244
Renown S. Meadows	7	5.57	\$41,229	7	4.71	\$42,028	7	3.57	\$38,603	2	2.50	\$35,883	5	4.60	\$47,340
Saint Mary's	69	4.35	\$44,987	52	3.31	\$34,274	61	3.23	\$50,908	58	3.84	\$62,680	52	3.63	\$67,322
Sierra Surgery	0	0.00	\$0	0	0.00	\$0	0	0.00	\$0	0	0.00	\$0	0	0.00	\$0
TOTAL	250	4.91	\$58,714	268	3.84	\$57,688	275	4.46	\$68,739	293	3.94	\$68,742	254	4.13	\$71,721
RURAL															
Battle Mountain	0	0.00	\$0	0	0.00	\$0	0	0.00	\$0	0	0.00	\$0	0	0.00	\$0
Boulder City	0	0.00	\$0	0	0.00	\$0	0	0.00	\$0	0	0.00	\$0	0	0.00	\$0
Carson Valley	0	0.00	\$0	0	0.00	\$0	0	0.00	\$0	0	0.00	\$0	0	0.00	\$0
Churchill	0	0.00	\$0	0	0.00	\$0	0	0.00	\$0	0	0.00	\$0	0	0.00	\$0
Desert View	0	0.00	\$0	0	0.00	\$0	0	0.00	\$0	0	0.00	\$0	0	0.00	\$0
Grover C. Dils	0	0.00	\$0	0	0.00	\$0	0	0.00	\$0	0	0.00	\$0	0	0.00	\$0
Humboldt	0	0.00	\$0	0	0.00	\$0	0	0.00	\$0	0	0.00	\$0	0	0.00	\$0
Incline Village	0	0.00	\$0	0	0.00	\$0	0	0.00	\$0	0	0.00	\$0	0	0.00	\$0
Mesa View	0	0.00	\$0	1	1.00	\$26,629	0	0.00	\$0	0	0.00	\$0	1	6.00	\$53,739
Mount Grant	0	0.00	\$0	0	0.00	\$0	0	0.00	\$0	0	0.00	\$0	0	0.00	\$0
Northeastern	5	4.40	\$49,126	1	5.00	\$44,576	0	0.00	\$0	4	3.75	\$48,537	4	4.25	\$51,806
Nye	0	0.00	\$0	0	0.00	\$0	0	0.00	\$0	0	0.00	\$0	0	0.00	\$0
Pershing	0	0.00	\$0	0	0.00	\$0	0	0.00	\$0	0	0.00	\$0	0	0.00	\$0
South Lyon	0	0.00	\$0	0	0.00	\$0	0	0.00	\$0	0	0.00	\$0	0	0.00	\$0
William Bee Ririe	0	0.00	\$0	0	0.00	\$0	0	0.00	\$0	0	0.00	\$0	0	0.00	\$0
TOTAL	5	4.40	\$49,126	2	3.00	\$35,603	0	0.00	\$0	4	3.75	\$48,537	5	4.60	\$52,192
ALL COUNTIES	1,078	4.42	\$77,472	1,108	4.30	\$84,204	994	4.65	\$90,605	1,022	4.25	\$93,686	972	4.47	\$105,782

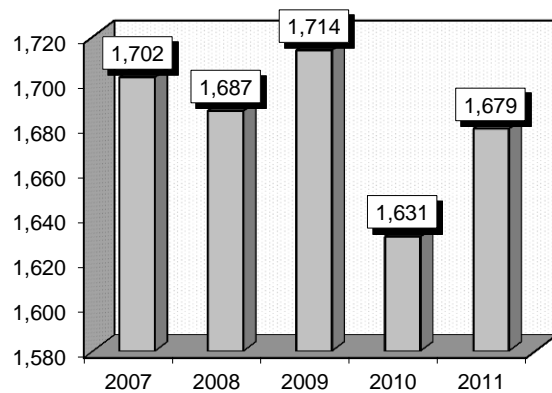
Acute Myocardial Infarction, Discharged Alive

Diagnoses: that frequently accompanied acute myocardial infarction, discharged alive were: 1) Subendocardial infarction (4107), 2) Congestive heart failure (4280), 3) Coronary atherosclerosis of native coronary artery (41401), 4) Hypertension (4019), 5) Hyperlipidemia (2722,4), 6) Tobacco use disorder (3051).

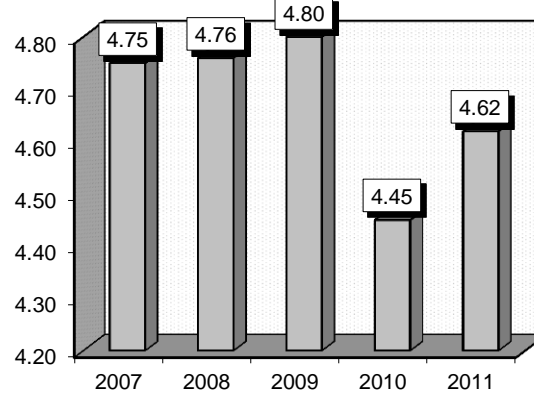
Definitions: **Subendocardial:** The layer of tissue just beneath the endocardium. **Endocardium:** A lining within the inner heart including the valves and bloodvessels. **Acute myocardial infarction:** (AKA heart attack) The early critical stage of necrosis of heart muscle tissue caused by a blockage of a coronary artery. **Necrosis:** Localized tissue death that occurs in groups of cells in response to disease or injury. **Coronary artery(s):** The heart has two main coronary arteries, the right and the left. The right coronary artery curves around the right side of the heart to supply blood to the front and back of that side. The left coronary artery supplies blood to the left side of the heart and has two distinct branches. Atherosclerosis is the most common reason for the blockage of blood vessels. Atherosclerosis occurs when fat and cholesterol build up on the inside walls of hardened arteries. This build-up blocks or narrows the artery and prevents blood and oxygen from reaching the heart muscle. **Atherosclerosis:** Clogging, hardening and narrow of the arteries and blood vessels. **Hypertension:** Elevated blood pressure persistently exceeding 140/90. Essential hypertension, the most common kind, has no single identifiable cause. **Hyperlipidemia:** Elevated levels of lipids in the blood stream including cholesterol.

Gender	2007			2008			2009			2010			2011		
	Cases	Avg LOS	Avg Bill	Cases	Avg LOS	Avg Bill	Cases	Avg LOS	Avg Bill	Cases	Avg LOS	Avg Bill	Cases	Avg LOS	Avg Bill
Male	993	4.63	\$47,033	921	4.64	\$48,508	958	4.76	\$54,188	911	4.29	\$53,981	946	4.54	\$64,209
Female	709	4.93	\$45,419	766	4.90	\$47,873	756	4.86	\$50,058	720	4.66	\$54,657	733	4.72	\$61,964
Age Group	Cases	Avg LOS	Avg Bill	Cases	Avg LOS	Avg Bill	Cases	Avg LOS	Avg Bill	Cases	Avg LOS	Avg Bill	Cases	Avg LOS	Avg Bill
Ages 0-17	1	3.00	\$12,549	2	2.00	\$26,352	0	0.00	\$0	1	18.00	\$144,434	0	0.00	\$0
Ages 18-35	35	3.74	\$45,058	28	2.68	\$36,556	27	2.56	\$38,830	20	2.70	\$45,796	21	3.14	\$51,925
Ages 36-49	157	3.31	\$40,921	159	3.02	\$40,447	137	3.34	\$46,633	109	3.80	\$53,104	118	3.22	\$54,091
Ages 50-64	443	4.26	\$47,466	404	4.15	\$47,716	439	4.30	\$52,660	421	3.86	\$54,740	415	4.02	\$61,789
Ages 65+	1,066	5.21	\$46,777	1,094	5.29	\$49,874	1,111	5.24	\$53,287	1,080	4.77	\$54,292	1,125	5.01	\$64,930
TOTAL	1,702	4.75	\$46,361	1,687	4.76	\$48,220	1,714	4.80	\$52,367	1,631	4.45	\$54,279	1,679	4.62	\$63,229

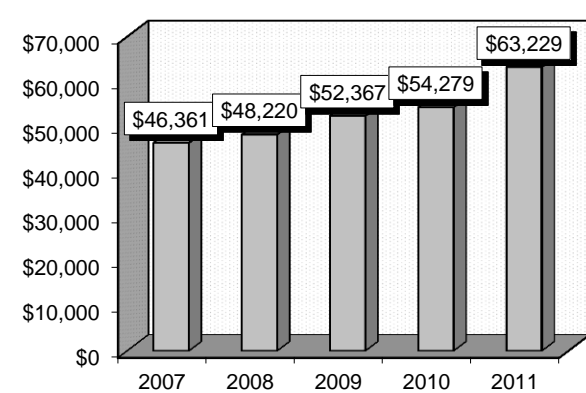
Patient Discharges



Average Length of Stay



Average Billed Charges



County / Hospital	2007			2008			2009			2010			2011		
	Cases	Avg LOS	Avg Bill	Cases	Avg LOS	Avg Bill	Cases	Avg LOS	Avg Bill	Cases	Avg LOS	Avg Bill	Cases	Avg LOS	Avg Bill
CLARK															
Centennial Hills	0	0.00	\$0	76	3.93	\$47,020	111	3.53	\$48,083	97	3.93	\$59,084	113	4.67	\$79,146
Desert Springs	94	5.04	\$45,208	123	5.23	\$51,131	113	4.74	\$49,664	110	4.63	\$52,979	131	4.34	\$58,508
Mountain View	79	4.81	\$54,288	86	5.69	\$64,852	130	5.40	\$65,801	104	5.20	\$69,787	119	4.48	\$70,743
North Vista	92	4.39	\$62,132	67	4.43	\$58,172	63	4.32	\$58,852	50	4.24	\$65,896	60	6.18	\$84,981
Southern Hills	49	3.98	\$45,285	33	4.33	\$49,762	34	4.03	\$55,688	22	3.55	\$54,239	31	3.68	\$61,570
Spring Valley	189	4.67	\$51,790	131	5.73	\$66,194	109	4.64	\$62,966	68	4.81	\$70,398	92	3.87	\$73,007
St. Rose-Rose de Lima	81	4.78	\$54,435	69	6.42	\$63,231	54	4.96	\$62,923	66	4.73	\$59,786	69	4.00	\$53,000
St. Rose-San Martin	28	4.25	\$40,981	31	4.03	\$45,648	43	5.42	\$58,941	38	5.11	\$62,941	48	5.25	\$72,036
St. Rose-Siena	96	3.77	\$43,298	86	4.57	\$56,967	64	3.98	\$48,726	90	4.58	\$59,896	110	4.37	\$63,669
Summerlin	87	4.77	\$55,125	75	4.79	\$54,303	85	6.69	\$63,155	77	4.34	\$58,636	77	4.97	\$83,960
Sunrise	99	6.19	\$64,114	127	5.26	\$60,570	155	6.82	\$81,668	155	4.99	\$70,899	191	5.59	\$89,686
UMC	98	6.38	\$64,991	54	4.30	\$41,548	44	6.91	\$59,808	57	5.18	\$54,378	53	4.60	\$47,315
Valley	108	5.31	\$58,139	142	5.49	\$60,688	124	5.43	\$71,694	130	4.83	\$72,588	109	5.68	\$86,777
TOTAL	1,100	4.94	\$54,333	1,100	5.11	\$57,231	1,129	5.23	\$62,504	1,064	4.70	\$63,778	1,203	4.81	\$73,508
WASHOE															
Carson Tahoe	94	3.95	\$35,435	99	3.93	\$33,447	110	3.95	\$33,320	79	3.86	\$36,814	67	4.40	\$37,049
Northern Nevada	32	4.63	\$32,491	28	3.71	\$35,614	25	3.16	\$37,020	24	4.42	\$48,332	24	5.46	\$61,358
Renown Regional	206	5.14	\$37,003	220	4.83	\$36,427	212	4.70	\$39,987	227	5.01	\$47,146	184	4.71	\$43,037
Renown S. Meadows	17	5.00	\$27,308	27	3.85	\$23,433	20	2.65	\$20,286	17	3.88	\$32,453	9	2.67	\$27,681
Saint Mary's	133	5.21	\$32,978	110	4.23	\$30,582	97	4.63	\$30,275	88	3.41	\$27,777	84	4.69	\$38,471
Sierra Surgery	0	0.00	\$0	0	0.00	\$0	0	0.00	\$0	0	0.00	\$0	0	0.00	\$0
TOTAL	482	4.89	\$34,945	484	4.39	\$33,717	464	4.34	\$35,367	435	4.40	\$40,842	368	4.65	\$41,724
RURAL															
Battle Mountain	0	0.00	\$0	0	0.00	\$0	0	0.00	\$0	2	3.50	\$6,890	0	0.00	\$0
Boulder City	10	2.60	\$8,556	5	3.80	\$9,119	10	2.40	\$7,902	4	8.50	\$14,297	1	1.00	\$6,178
Carson Valley	12	2.42	\$15,391	11	2.73	\$15,658	9	1.89	\$14,421	8	1.38	\$10,430	6	2.17	\$14,151
Churchill	15	2.80	\$13,322	13	3.62	\$16,410	8	2.75	\$18,278	8	2.13	\$11,213	8	1.75	\$11,663
Desert View	0	0.00	\$0	4	1.00	\$3,401	7	3.71	\$23,444	27	2.59	\$14,779	16	2.00	\$11,913
Grover C. Dils	0	0.00	\$0	0	0.00	\$0	0	0.00	\$0	0	0.00	\$0	1	4.00	\$6,939
Humboldt	2	3.00	\$6,512	5	1.60	\$7,291	3	2.33	\$10,401	4	2.75	\$7,916	4	1.75	\$21,772
Incline Village	0	0.00	\$0	0	0.00	\$0	0	0.00	\$0	0	0.00	\$0	0	0.00	\$0
Mesa View	9	2.67	\$12,648	4	2.75	\$9,235	14	1.79	\$9,710	17	1.12	\$6,195	18	2.00	\$11,705
Mount Grant	2	1.00	\$2,757	4	1.00	\$3,106	4	2.75	\$10,889	3	4.33	\$15,175	4	4.25	\$15,020
Northeastern	62	2.56	\$26,273	50	2.74	\$29,405	59	2.86	\$33,360	50	2.92	\$39,086	41	2.41	\$36,366
Nye	3	2.00	\$9,907	4	3.50	\$12,558	5	2.60	\$13,751	0	0.00	\$0	3	2.33	\$12,385
Pershing	3	3.67	\$9,722	0	0.00	\$0	0	0.00	\$0	0	0.00	\$0	0	0.00	\$0
South Lyon	0	0.00	\$0	2	2.50	\$9,344	1	1.00	\$4,527	4	3.25	\$11,513	2	1.00	\$11,000
William Bee Ririe	2	1.00	\$3,015	1	1.00	\$3,049	1	1.00	\$7,702	5	2.80	\$15,346	4	4.25	\$21,744
TOTAL	120	2.56	\$19,136	103	2.72	\$20,124	121	2.61	\$22,967	132	2.69	\$21,990	108	2.31	\$22,008
ALL COUNTIES	1,702	4.75	\$46,361	1,687	4.76	\$48,220	1,714	4.80	\$52,367	1,631	4.45	\$54,279	1,679	4.62	\$63,229

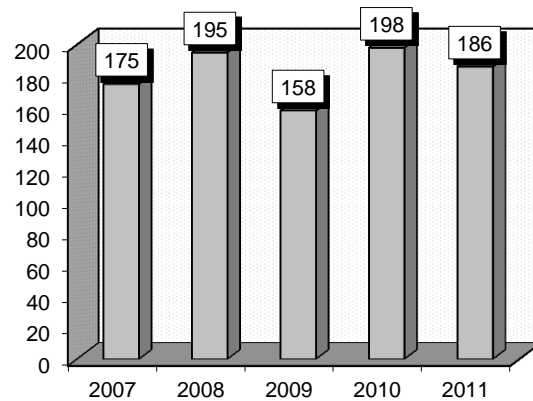
Acute Myocardial Infarction, Expired

Diagnoses: that frequently accompanied acute myocardial infarction, expired were: 1) Subendocardial infarction (4107), 2) Congestive heart failure (4280), 3) Coronary atherosclerosis of native coronary artery (41401), 4) Cardiac arrest (4275), 5) Hypertension (4019), 6) Arterial fibrillation (42731), 7) Diabetes mellitus (250).

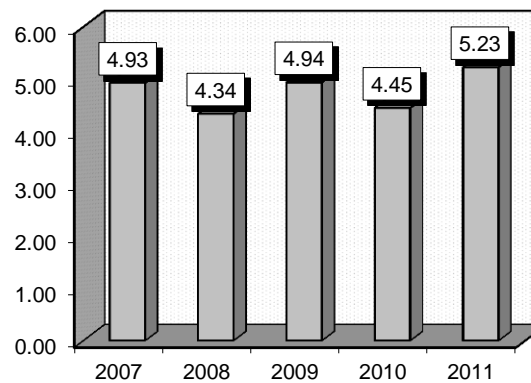
Definitions: **Subendocardial:** The layer of tissue just beneath the endocardium. **Endocardium:** A lining within the inner heart including the valves and bloodvessels. **Acute myocardial infarction:** (AKA heart attack) The early critical stage of necrosis of heart muscle tissue caused by a blockage of a coronary artery. **Necrosis:** Localized tissue death that occurs in groups of cells in response to disease or injury. **Coronary artery(s):** The heart has two main coronary arteries, the right and the left. The right coronary artery curves around the right side of the heart to supply blood to the front and back of that side. The left coronary artery supplies blood to the left side of the heart and has two distinct branches. Atherosclerosis is the most common reason for the blockage of blood vessels. Atherosclerosis occurs when fat and cholesterol build up on the inside walls of hardened arteries. This build-up blocks or narrows the artery and prevents blood and oxygen from reaching the heart muscle. **Atherosclerosis:** Clogging, hardening and narrow of the arteries and blood vessels. **Hypertension:** Elevated blood pressure persistently exceeding 140/90. Essential hypertension, the most common kind, has no single identifiable cause. **Fibrillation:** Abnormal uncontrolled rapid contraction of the fibers in the heart.

Gender	2007			2008			2009			2010			2011		
	Cases	Avg LOS	Avg Bill	Cases	Avg LOS	Avg Bill	Cases	Avg LOS	Avg Bill	Cases	Avg LOS	Avg Bill	Cases	Avg LOS	Avg Bill
Male	99	4.86	\$68,474	114	4.67	\$64,140	76	5.67	\$83,157	115	4.39	\$74,601	101	5.13	\$93,927
Female	76	5.03	\$57,295	81	3.88	\$58,548	82	4.26	\$62,898	83	4.54	\$64,321	85	5.34	\$83,949
Age Group	Cases	Avg LOS	Avg Bill	Cases	Avg LOS	Avg Bill	Cases	Avg LOS	Avg Bill	Cases	Avg LOS	Avg Bill	Cases	Avg LOS	Avg Bill
Ages 0-17	0	0.00	\$0	0	0.00	\$0	0	0.00	\$0	0	0.00	\$0	0	0.00	\$0
Ages 18-35	1	2.00	\$55,789	2	2.00	\$47,294	1	6.00	\$118,809	1	1.00	\$15,455	2	4.00	\$72,189
Ages 36-49	7	8.29	\$117,485	2	13.00	\$179,278	6	9.67	\$178,902	7	5.00	\$83,741	8	2.00	\$59,262
Ages 50-64	28	4.21	\$63,889	32	4.31	\$73,383	30	5.40	\$86,540	35	4.43	\$78,286	27	5.74	\$111,251
Ages 65+	139	4.93	\$60,908	159	4.26	\$58,195	121	4.58	\$63,547	155	4.46	\$68,233	149	5.32	\$87,249
TOTAL	175	4.93	\$63,619	195	4.34	\$61,817	158	4.94	\$72,643	198	4.45	\$70,292	186	5.23	\$89,367

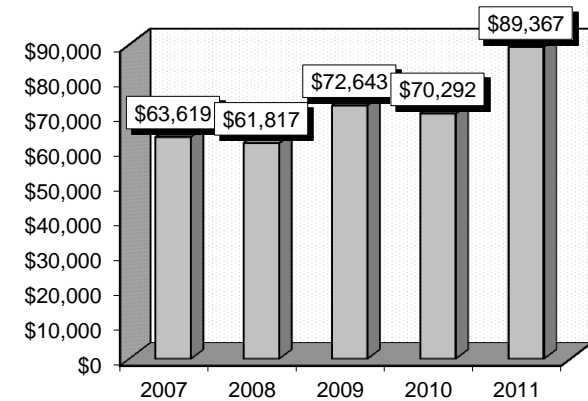
Patient Discharges



Average Length of Stay



Average Billed Charges



County / Hospital	2007			2008			2009			2010			2011		
	Cases	Avg LOS	Avg Bill	Cases	Avg LOS	Avg Bill	Cases	Avg LOS	Avg Bill	Cases	Avg LOS	Avg Bill	Cases	Avg LOS	Avg Bill
CLARK															
Centennial Hills	0	0.00	\$0	5	5.00	\$68,829	2	3.00	\$59,020	2	11.50	\$143,095	7	2.29	\$76,788
Desert Springs	13	3.92	\$58,154	12	4.75	\$61,508	10	8.70	\$129,190	23	3.91	\$62,750	20	6.20	\$102,425
Mountain View	9	8.44	\$130,170	14	7.79	\$101,620	14	4.07	\$66,069	11	3.45	\$84,011	13	3.62	\$81,688
North Vista	5	5.00	\$70,421	4	4.25	\$101,166	1	15.00	\$228,455	2	1.00	\$73,155	6	7.33	\$164,886
Southern Hills	2	1.50	\$17,401	2	9.50	\$130,118	2	2.00	\$31,175	1	1.00	\$12,639	1	1.00	\$18,509
Spring Valley	8	8.00	\$106,159	12	5.50	\$102,817	11	6.45	\$97,274	11	5.73	\$113,626	8	7.50	\$123,049
St. Rose-Rose de Lima	9	2.44	\$34,895	4	4.25	\$65,800	2	6.50	\$71,437	1	6.00	\$46,797	3	5.67	\$118,150
St. Rose-San Martin	2	5.50	\$40,254	1	10.00	\$127,317	2	2.00	\$45,935	8	5.75	\$85,051	3	2.00	\$51,634
St. Rose-Siena	9	2.33	\$39,324	18	3.67	\$63,405	8	3.13	\$53,641	15	2.47	\$47,781	13	4.38	\$80,117
Summerlin	10	4.90	\$82,945	10	2.50	\$41,417	4	4.50	\$58,053	4	8.25	\$116,746	10	4.70	\$144,110
Sunrise	19	5.42	\$78,902	19	2.16	\$54,875	17	3.53	\$84,468	18	4.78	\$107,339	17	6.65	\$120,641
UMC	8	8.75	\$141,817	5	5.40	\$69,290	6	4.83	\$72,768	1	7.00	\$98,803	2	4.50	\$62,536
Valley	22	3.50	\$45,141	22	5.91	\$92,146	20	7.30	\$127,482	26	3.96	\$100,764	22	5.18	\$124,363
TOTAL	116	4.93	\$72,142	128	4.76	\$76,296	99	5.40	\$91,051	123	4.35	\$86,374	125	5.24	\$108,353
WASHOE															
Carson Tahoe	10	3.30	\$40,857	11	2.91	\$36,177	13	7.00	\$59,053	14	4.00	\$36,994	10	4.90	\$62,558
Northern Nevada	2	4.50	\$42,330	2	7.50	\$69,149	0	0.00	\$0	3	2.33	\$36,701	0	0.00	\$0
Renown Regional	32	5.28	\$52,918	24	4.13	\$39,460	28	3.21	\$42,935	33	7.42	\$67,081	33	6.55	\$62,530
Renown S. Meadows	2	5.50	\$44,311	5	6.20	\$50,121	2	1.50	\$25,774	2	1.50	\$27,523	1	11.00	\$75,998
Saint Mary's	10	4.80	\$37,904	18	2.83	\$26,513	8	5.88	\$42,907	10	1.40	\$23,064	8	2.38	\$24,973
Sierra Surgery	0	0.00	\$0	0	0.00	\$0	0	0.00	\$0	0	0.00	\$0	0	0.00	\$0
TOTAL	56	4.82	\$47,398	60	3.80	\$36,852	51	4.53	\$46,366	62	5.24	\$50,441	52	5.67	\$57,017
RURAL															
Battle Mountain	0	0.00	\$0	0	0.00	\$0	0	0.00	\$0	0	0.00	\$0	0	0.00	\$0
Boulder City	1	3.00	\$7,870	1	1.00	\$458	0	0.00	\$0	0	0.00	\$0	0	0.00	\$0
Carson Valley	0	0.00	\$0	1	1.00	\$28,372	2	1.50	\$18,702	1	1.00	\$9,315	2	1.00	\$10,250
Churchill	0	0.00	\$0	0	0.00	\$0	2	1.50	\$9,146	2	1.00	\$7,279	1	2.00	\$20,677
Desert View	0	0.00	\$0	1	1.00	\$5,094	0	0.00	\$0	3	1.67	\$9,963	0	0.00	\$0
Grover C. Dils	0	0.00	\$0	0	0.00	\$0	0	0.00	\$0	0	0.00	\$0	0	0.00	\$0
Humboldt	1	5.00	\$32,850	1	2.00	\$8,611	0	0.00	\$0	0	0.00	\$0	0	0.00	\$0
Incline Village	0	0.00	\$0	0	0.00	\$0	0	0.00	\$0	0	0.00	\$0	0	0.00	\$0
Mesa View	0	0.00	\$0	0	0.00	\$0	0	0.00	\$0	1	1.00	\$7,483	2	1.50	\$5,783
Mount Grant	0	0.00	\$0	0	0.00	\$0	2	2.50	\$10,679	0	0.00	\$0	0	0.00	\$0
Northeastern	1	13.00	\$69,909	2	1.50	\$13,647	1	2.00	\$12,330	5	2.40	\$19,909	1	1.00	\$17,873
Nye	0	0.00	\$0	1	1.00	\$7,545	1	1.00	\$9,499	1	1.00	\$5,626	0	0.00	\$0
Pershing	0	0.00	\$0	0	0.00	\$0	0	0.00	\$0	0	0.00	\$0	0	0.00	\$0
South Lyon	0	0.00	\$0	0	0.00	\$0	0	0.00	\$0	0	0.00	\$0	0	0.00	\$0
William Bee Ririe	0	0.00	\$0	0	0.00	\$0	0	0.00	\$0	0	0.00	\$0	3	4.67	\$14,253
TOTAL	3	7.00	\$36,876	7	1.29	\$11,053	8	1.75	\$12,360	13	1.69	\$12,801	9	2.44	\$12,597
ALL COUNTIES	175	4.93	\$63,619	195	4.34	\$61,817	158	4.94	\$72,643	198	4.45	\$70,292	186	5.23	\$89,367

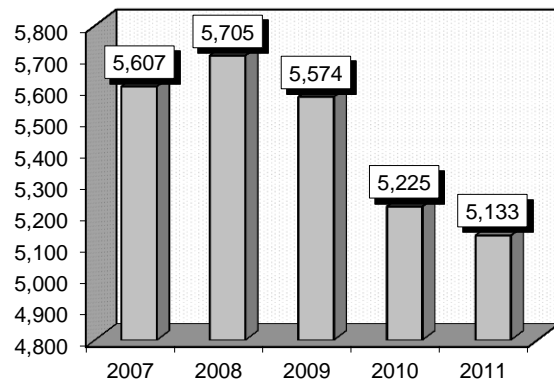
Heart Failure & Shock

Diagnoses: that frequently accompanied heart failure and shock were: 1) Hypertension (4019), 2) Atrial fibrillation (42731), 3) Diabetes mellitus (25000), 4) Coronary atherosclerosis of native coronary artery (41401), 5) Hyperlipidemia (2724).

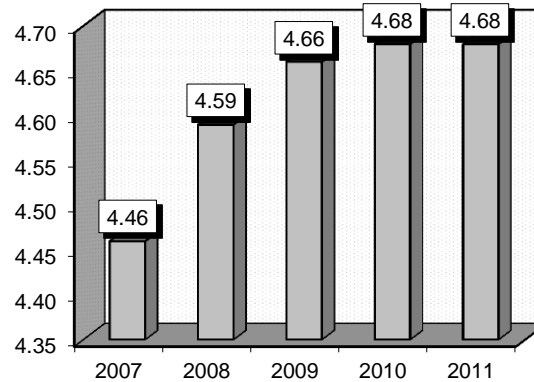
Definitions: **Hypertension:** Elevated blood pressure persistently exceeding 140/90. Essential hypertension, the most common kind, has no single identifiable cause. **Atrial fibrillation:** An irregular heart rhythm causing an incomplete emptying of blood from the atria. **Atria:** The two upper chambers of the heart. **Heart failure:** A condition in which the heart cannot pump enough blood to meet the requirements of the body tissues. Heart failure is closely associated with many forms of heart disease, most of which affect the left side of the heart. Clinicians divide heart failure into left-sided heart failure and right-sided heart failure. **Congestive heart failure:** impaired cardiac pumping, failure of the ventricles to eject blood efficiently results in volume overload. **Shock:** An abnormal condition of inadequate blood flow to the body's tissues, with life-threatening cellular dysfunction. **Hypertensive heart disease:** A late complication of hypertension (high blood pressure) that affects the heart. Hypertension increases the workload of the heart and over time, this can cause thickening of the heart muscle and the symptoms of hypertensive heart disease. As the heart continues to pump against elevated pressure in the blood vessels, the left ventricle becomes enlarged and the amount of blood pumped by the heart each minute goes down, and without treatment, symptoms of congestive heart failure may develop. **Atherosclerosis:** Clogging, hardening and narrow of the arteries and blood vessels. **Hyperlipidemia:** Elevated levels of lipids in the blood stream including cholesterol.

	2007			2008			2009			2010			2011		
Gender	Cases	Avg LOS	Avg Bill	Cases	Avg LOS	Avg Bill	Cases	Avg LOS	Avg Bill	Cases	Avg LOS	Avg Bill	Cases	Avg LOS	Avg Bill
Male	3,171	4.42	\$32,625	3,218	4.50	\$34,712	3,115	4.59	\$37,241	2,903	4.54	\$40,808	2,831	4.73	\$45,050
Female	2,436	4.50	\$32,824	2,487	4.70	\$34,999	2,459	4.73	\$37,639	2,322	4.87	\$41,841	2,302	4.63	\$45,244
Age Group	Cases	Avg LOS	Avg Bill	Cases	Avg LOS	Avg Bill	Cases	Avg LOS	Avg Bill	Cases	Avg LOS	Avg Bill	Cases	Avg LOS	Avg Bill
Ages 0-17	9	6.33	\$77,563	8	7.88	\$70,018	6	3.33	\$22,101	4	15.75	\$97,484	7	3.14	\$51,177
Ages 18-35	126	3.91	\$32,256	105	3.86	\$31,096	104	4.23	\$37,089	93	6.53	\$47,383	100	3.93	\$37,421
Ages 36-49	542	4.31	\$32,557	466	3.99	\$31,847	493	4.61	\$37,275	432	4.57	\$42,833	379	4.41	\$41,951
Ages 50-64	1,206	4.60	\$34,894	1,325	4.92	\$37,509	1,314	4.82	\$39,225	1,178	4.89	\$43,272	1,121	5.02	\$47,803
Ages 65+	3,724	4.44	\$31,934	3,801	4.56	\$34,301	3,657	4.62	\$36,820	3,518	4.57	\$40,178	3,526	4.63	\$44,838
TOTAL	5,607	4.46	\$32,712	5,705	4.59	\$34,837	5,574	4.66	\$37,416	5,225	4.68	\$41,267	5,133	4.68	\$45,137

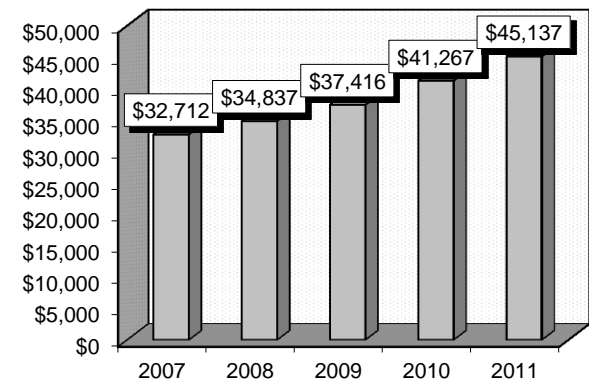
Patient Discharges



Average Length of Stay



Average Billed Charges



County / Hospital	2007			2008			2009			2010			2011		
	Cases	Avg LOS	Avg Bill	Cases	Avg LOS	Avg Bill	Cases	Avg LOS	Avg Bill	Cases	Avg LOS	Avg Bill	Cases	Avg LOS	Avg Bill
CLARK															
Centennial Hills	0	0.00	\$0	117	4.18	\$36,545	186	4.54	\$40,651	193	5.23	\$52,895	165	4.45	\$55,685
Desert Springs	489	4.80	\$34,579	473	4.49	\$37,063	449	4.97	\$41,843	309	5.11	\$46,775	295	4.77	\$48,304
Mountain View	489	4.98	\$38,560	469	5.27	\$44,096	343	5.14	\$47,892	369	5.22	\$52,988	418	4.95	\$55,267
North Vista	311	4.85	\$41,790	267	5.61	\$50,701	231	5.01	\$47,516	244	5.87	\$59,553	237	5.86	\$56,578
Southern Hills	115	5.62	\$40,964	102	3.89	\$28,585	97	4.81	\$44,945	104	4.54	\$46,098	94	4.93	\$54,483
Spring Valley	260	4.44	\$37,119	236	3.74	\$33,171	236	4.47	\$43,163	196	4.06	\$46,684	205	4.00	\$50,536
St. Rose-Rose de Lima	218	3.76	\$31,511	233	4.85	\$37,056	213	5.00	\$41,031	204	4.31	\$38,790	198	5.07	\$47,846
St. Rose-San Martin	91	3.96	\$32,814	183	4.19	\$32,846	177	4.75	\$34,954	174	4.79	\$42,355	178	5.07	\$53,443
St. Rose-Siena	351	4.01	\$31,405	317	4.26	\$33,365	312	4.50	\$36,182	317	4.27	\$39,739	291	4.98	\$49,590
Summerlin	298	4.72	\$40,841	339	4.60	\$42,415	304	4.44	\$44,106	288	4.45	\$46,185	331	5.63	\$66,557
Sunrise	464	4.97	\$41,402	578	4.97	\$43,879	462	5.29	\$50,300	401	5.00	\$56,734	419	4.84	\$59,396
UMC	642	4.26	\$31,175	485	5.43	\$35,482	572	4.74	\$36,609	539	5.26	\$36,968	486	4.72	\$33,016
Valley	458	4.73	\$39,343	429	4.77	\$40,154	442	4.71	\$46,397	444	4.56	\$51,564	370	4.66	\$56,247
TOTAL	4,186	4.61	\$36,650	4,228	4.78	\$39,301	4,024	4.82	\$42,895	3,782	4.87	\$47,446	3,687	4.92	\$52,243
WASHOE															
Carson Tahoe	291	3.53	\$22,029	276	3.61	\$21,730	265	4.29	\$25,327	262	4.23	\$27,445	301	4.37	\$28,941
Northern Nevada	101	4.16	\$30,105	106	4.13	\$33,397	56	3.30	\$29,076	68	4.06	\$36,335	59	3.78	\$39,608
Renown Regional	353	4.27	\$24,859	383	4.43	\$25,534	434	4.90	\$28,826	405	4.78	\$31,257	415	4.60	\$32,453
Renown S. Meadows	70	4.20	\$23,016	64	4.03	\$22,742	63	4.57	\$27,674	55	3.16	\$25,256	56	3.05	\$25,226
Saint Mary's	266	4.29	\$19,858	247	4.03	\$21,484	261	4.58	\$23,142	256	4.18	\$24,094	237	4.25	\$27,404
Sierra Surgery	0	0.00	\$0	0	0.00	\$0	0	0.00	\$0	0	0.00	\$0	0	0.00	\$0
TOTAL	1,081	4.06	\$23,237	1,076	4.07	\$24,237	1,079	4.57	\$26,537	1,046	4.36	\$28,563	1,068	4.33	\$30,359
RURAL															
Battle Mountain	0	0.00	\$0	3	4.67	\$7,039	7	2.29	\$5,530	0	0.00	\$0	2	1.50	\$2,814
Boulder City	30	4.73	\$9,999	25	4.24	\$10,184	28	3.75	\$7,267	29	4.24	\$8,478	18	3.94	\$7,689
Carson Valley	32	3.66	\$20,618	40	3.20	\$23,100	38	2.45	\$17,401	27	3.22	\$24,659	31	3.16	\$24,040
Churchill	58	4.79	\$19,628	62	4.10	\$18,125	66	4.17	\$17,331	63	4.59	\$21,401	53	4.49	\$21,306
Desert View	0	0.00	\$0	42	3.40	\$15,063	80	2.84	\$15,334	72	3.07	\$15,972	78	3.09	\$17,160
Grover C. Dils	8	4.38	\$6,579	9	3.22	\$7,441	11	3.27	\$6,433	14	2.79	\$6,792	15	2.60	\$5,803
Humboldt	8	4.25	\$8,631	19	2.89	\$9,520	17	2.53	\$10,089	16	10.44	\$16,249	22	3.32	\$18,335
Incline Village	2	3.50	\$16,385	0	0.00	\$0	1	4.00	\$10,473	0	0.00	\$0	0	0.00	\$0
Mesa View	34	2.38	\$11,760	19	2.26	\$9,744	41	2.80	\$12,755	26	2.65	\$14,805	34	2.24	\$13,254
Mount Grant	24	5.50	\$12,424	43	5.93	\$12,266	58	4.12	\$11,835	43	3.65	\$11,540	19	5.37	\$17,531
Northeastern	61	3.38	\$18,532	59	3.85	\$24,539	70	3.73	\$27,337	39	2.79	\$23,962	49	3.10	\$27,334
Nye	20	2.40	\$9,707	11	3.00	\$12,081	11	2.27	\$11,130	15	2.33	\$8,951	18	2.06	\$9,936
Pershing	12	5.17	\$17,008	10	5.20	\$17,589	8	3.63	\$11,855	4	4.75	\$19,190	3	3.67	\$11,623
South Lyon	26	3.62	\$5,829	15	2.67	\$7,476	10	3.10	\$8,451	23	2.83	\$8,752	16	3.19	\$9,513
William Bee Ririe	25	2.88	\$9,838	44	4.16	\$16,206	25	4.00	\$14,640	26	3.54	\$11,889	20	3.60	\$15,286
TOTAL	340	3.85	\$14,344	401	3.90	\$16,205	471	3.39	\$15,536	397	3.71	\$15,874	378	3.34	\$17,572
ALL COUNTIES	5,607	4.46	\$32,712	5,705	4.59	\$34,837	5,574	4.66	\$37,416	5,225	4.68	\$41,267	5,133	4.68	\$45,137

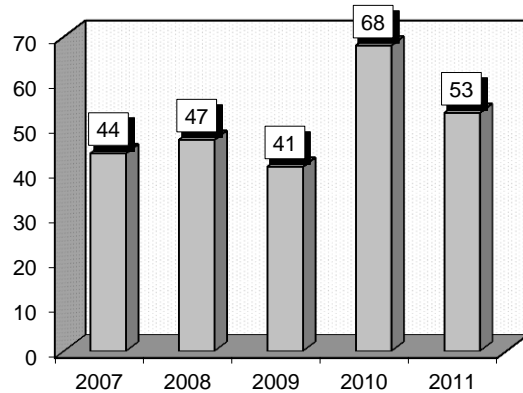
Cardiac Arrest, Unexplained

Diagnoses: that frequently accompanied cardiac arrest, unexplained were: 1) Hypertension (4019), 2) Congestive heart failure (4280), 3) Acute respiratory failure (51881), 4) Axonic brain damage (3481), 5) Diabetes mellitus (25000), 6) Acidosis (2762), 7) Hypotension (458).

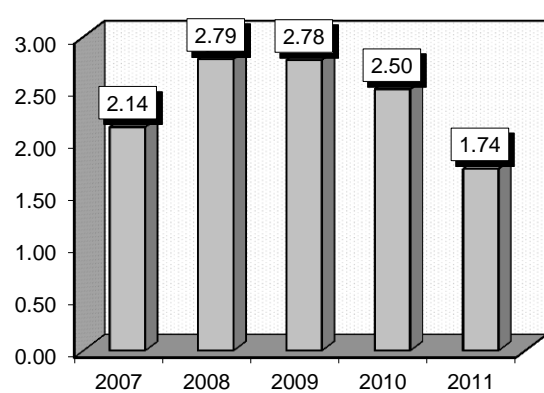
Definitions: **Hypertension:** Elevated blood pressure persistently exceeding 140/90. Essential hypertension, the most common kind, has no single identifiable cause. **Acidosis:** Excessive acidity of body fluids due to accumulation of acids as may happen in diabetes or kidney disease. **Axonic:** Pertaining to the arm of a nerve cell that normally transmits outgoing signals from one cell body to another. **Diabetes Mellitus:** High blood sugar resulting from low levels of insulin or insulin resistance. **Hypopotassemia:** Disorder of fluid, electrolyte, and acid-base balance. **Heart failure:** A condition in which the heart cannot pump enough blood to meet the requirements of the body tissues. Heart failure is closely associated with many forms of heart disease, most of which affect the left side of the heart. Clinicians divide heart failure into left-sided heart failure and right-sided heart failure. **Congestive heart failure:** Impaired cardiac pumping, failure of the ventricles to eject blood efficiently results in volume overload. **Shock:** An abnormal condition of inadequate blood flow to the body's tissues, with life-threatening cellular dysfunction. **Atherosclerosis:** Clogging, hardening and narrow of the arteries and blood vessels. **Hypotension:** Blood pressure below normal.

Gender	2007			2008			2009			2010			2011		
	Cases	Avg LOS	Avg Bill	Cases	Avg LOS	Avg Bill	Cases	Avg LOS	Avg Bill	Cases	Avg LOS	Avg Bill	Cases	Avg LOS	Avg Bill
Male	26	1.77	\$28,539	34	2.74	\$37,856	21	3.62	\$58,735	42	2.50	\$45,287	33	1.64	\$48,554
Female	18	2.67	\$34,711	13	2.92	\$28,382	20	1.90	\$36,718	26	2.50	\$48,686	20	1.90	\$43,378
Age Group	Cases	Avg LOS	Avg Bill	Cases	Avg LOS	Avg Bill	Cases	Avg LOS	Avg Bill	Cases	Avg LOS	Avg Bill	Cases	Avg LOS	Avg Bill
Ages 0-17	3	1.67	\$47,360	4	7.00	\$73,679	2	3.50	\$112,924	2	1.00	\$18,076	4	1.25	\$27,238
Ages 18-35	3	2.00	\$41,808	3	3.67	\$66,692	2	1.00	\$10,076	5	2.00	\$48,852	3	1.33	\$58,453
Ages 36-49	3	1.33	\$27,135	4	4.75	\$65,876	4	1.25	\$36,061	3	1.00	\$35,805	4	1.50	\$50,006
Ages 50-64	8	2.13	\$36,148	11	2.09	\$29,164	11	2.27	\$41,270	22	2.95	\$63,580	13	1.92	\$47,167
Ages 65+	27	2.30	\$26,989	25	2.00	\$23,079	22	3.41	\$51,072	36	2.50	\$38,370	29	1.79	\$47,322
TOTAL	44	2.14	\$31,064	47	2.79	\$35,236	41	2.78	\$47,995	68	2.50	\$46,587	53	1.74	\$46,601

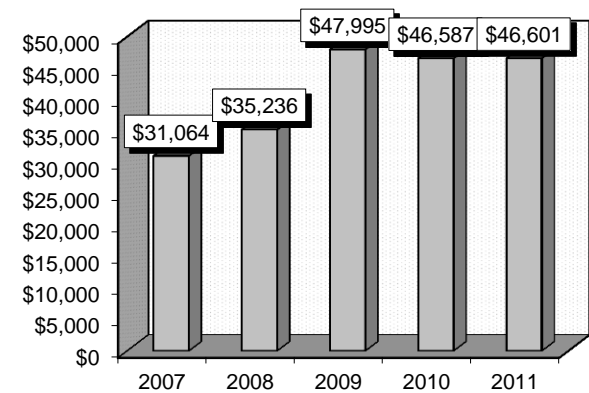
Patient Discharges



Average Length of Stay



Average Billed Charges



County / Hospital	2007			2008			2009			2010			2011		
	Cases	Avg LOS	Avg Bill	Cases	Avg LOS	Avg Bill	Cases	Avg LOS	Avg Bill	Cases	Avg LOS	Avg Bill	Cases	Avg LOS	Avg Bill
CLARK															
Centennial Hills	0	0.00	\$0	3	1.33	\$39,316	2	1.00	\$18,205	4	1.25	\$32,435	1	3.00	\$83,048
Desert Springs	2	4.00	\$20,422	5	1.00	\$24,029	4	5.75	\$65,626	3	2.67	\$42,448	4	3.25	\$108,201
Mountain View	6	3.00	\$48,529	2	1.00	\$23,308	1	1.00	\$22,694	2	1.00	\$31,163	4	1.00	\$23,713
North Vista	0	0.00	\$0	1	2.00	\$60,269	2	1.00	\$20,817	4	1.00	\$26,554	1	1.00	\$2,682
Southern Hills	0	0.00	\$0	1	1.00	\$12,093	0	0.00	\$0	1	1.00	\$42,735	4	1.00	\$34,833
Spring Valley	2	1.00	\$23,791	7	2.14	\$36,944	2	1.50	\$42,463	2	1.00	\$20,325	4	1.75	\$62,853
St. Rose-Rose de Lima	6	1.50	\$37,175	1	1.00	\$12,617	3	3.33	\$56,605	2	2.00	\$57,897	1	1.00	\$18,794
St. Rose-San Martin	0	0.00	\$0	0	0.00	\$0	1	1.00	\$16,747	0	0.00	\$0	1	1.00	\$13,157
St. Rose-Siena	5	1.00	\$20,899	2	2.00	\$19,907	1	1.00	\$14,107	6	3.33	\$50,132	3	2.33	\$59,230
Summerlin	4	1.00	\$26,330	4	1.25	\$22,144	3	1.33	\$23,677	2	2.00	\$89,669	1	3.00	\$87,279
Sunrise	3	1.00	\$32,603	2	6.50	\$74,464	7	2.14	\$63,598	8	4.63	\$97,572	9	1.44	\$40,907
UMC	3	2.00	\$29,334	6	5.17	\$64,031	3	7.67	\$117,511	8	4.00	\$74,881	6	1.33	\$45,810
Valley	2	3.00	\$42,517	2	1.50	\$49,874	6	2.50	\$47,535	6	1.50	\$30,572	3	2.67	\$78,315
TOTAL	33	1.85	\$32,828	36	2.39	\$38,599	35	2.86	\$51,508	48	2.67	\$55,583	42	1.74	\$51,881
WASHOE															
Carson Tahoe	0	0.00	\$0	0	0.00	\$0	1	5.00	\$37,313	2	2.50	\$31,438	1	1.00	\$29,320
Northern Nevada	1	4.00	\$27,202	0	0.00	\$0	0	0.00	\$0	0	0.00	\$0	0	0.00	\$0
Renown Regional	4	2.00	\$36,515	3	1.67	\$28,584	2	1.00	\$21,533	7	1.57	\$39,691	4	1.25	\$27,109
Renown S. Meadows	1	1.00	\$21,185	0	0.00	\$0	0	0.00	\$0	0	0.00	\$0	0	0.00	\$0
Saint Mary's	0	0.00	\$0	0	0.00	\$0	0	0.00	\$0	1	1.00	\$22,264	1	2.00	\$83,194
Sierra Surgery	0	0.00	\$0	0	0.00	\$0	0	0.00	\$0	0	0.00	\$0	0	0.00	\$0
TOTAL	6	2.17	\$32,408	3	1.67	\$28,584	3	2.33	\$26,793	10	1.70	\$36,298	6	1.33	\$36,825
RURAL															
Battle Mountain	0	0.00	\$0	0	0.00	\$0	0	0.00	\$0	0	0.00	\$0	0	0.00	\$0
Boulder City	0	0.00	\$0	0	0.00	\$0	1	1.00	\$2,831	1	1.00	\$11,789	0	0.00	\$0
Carson Valley	0	0.00	\$0	0	0.00	\$0	0	0.00	\$0	1	1.00	\$7,788	3	1.00	\$3,334
Churchill	0	0.00	\$0	0	0.00	\$0	0	0.00	\$0	0	0.00	\$0	0	0.00	\$0
Desert View	0	0.00	\$0	0	0.00	\$0	0	0.00	\$0	4	3.50	\$17,359	1	7.00	\$45,852
Grover C. Dils	0	0.00	\$0	0	0.00	\$0	0	0.00	\$0	0	0.00	\$0	0	0.00	\$0
Humboldt	0	0.00	\$0	0	0.00	\$0	0	0.00	\$0	0	0.00	\$0	1	1.00	\$14,015
Incline Village	0	0.00	\$0	0	0.00	\$0	0	0.00	\$0	0	0.00	\$0	0	0.00	\$0
Mesa View	0	0.00	\$0	0	0.00	\$0	0	0.00	\$0	0	0.00	\$0	0	0.00	\$0
Mount Grant	0	0.00	\$0	0	0.00	\$0	0	0.00	\$0	0	0.00	\$0	0	0.00	\$0
Northeastern	1	1.00	\$15,620	0	0.00	\$0	2	3.00	\$40,902	1	1.00	\$11,523	0	0.00	\$0
Nye	1	2.00	\$11,136	1	7.00	\$21,637	0	0.00	\$0	1	1.00	\$13,273	0	0.00	\$0
Pershing	0	0.00	\$0	0	0.00	\$0	0	0.00	\$0	2	3.50	\$11,570	0	0.00	\$0
South Lyon	0	0.00	\$0	0	0.00	\$0	0	0.00	\$0	0	0.00	\$0	0	0.00	\$0
William Bee Ririe	3	5.67	\$20,764	7	4.71	\$22,734	0	0.00	\$0	0	0.00	\$0	0	0.00	\$0
TOTAL	5	4.00	\$17,810	8	5.00	\$22,597	3	2.33	\$28,211	10	2.50	\$13,695	5	2.20	\$13,974
ALL COUNTIES	44	2.14	\$31,064	47	2.79	\$35,236	41	2.78	\$47,995	68	2.50	\$46,587	53	1.74	\$46,601

Peripheral Vascular Disorders

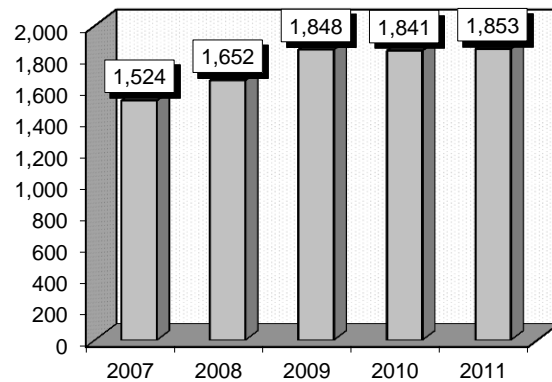
Diagnoses: that frequently accompanied peripheral vascluar disorders were: 1) Hypertension (4019), 2) Venous embolism and thrombosis of deep vessels of proximal lower extremity such as femoral, thigh, or upper leg (45341), 3) Tobacco use disorder (3051), 4) Chronic airway obstruction (496), 5) Other and unspecified hyperlipidemia (2724), 6) Atrial fibrillation (42731).

Definitions: **Hypertension:** Elevated blood pressure persistently exceeding 140/90. Essential hypertension, the most common kind, has no single identifiable cause. **Embolism:** A sudden blocking of an artery by a clot (embolus) or foreign object such as a blood clot, gas bubble, cholersterol, fat or tissue. The blockage can cause damage down stream from lack of oxygen or nutrients to a body tissue. **Thrombosis:** The presence or formation of a blood clot withing a blood vessel. **Hyperlipidemia:** Elevated levels of lipids in the blood stream including cholesterol. **Fibrillation:** Abnormal uncontrolled rapid contraction of the fibers in the heart

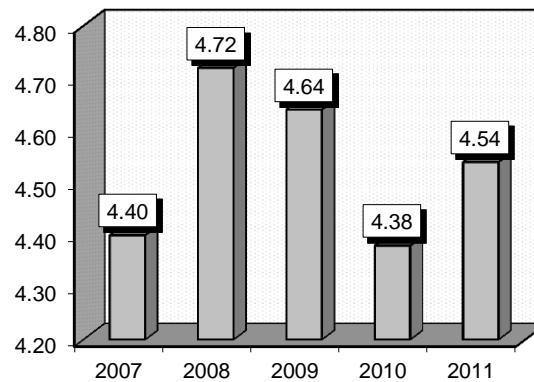
Comments: This page largely pertains to vascular disorders peripheral to the heart.

	2007			2008			2009			2010			2011		
Gender	Cases	Avg LOS	Avg Bill	Cases	Avg LOS	Avg Bill	Cases	Avg LOS	Avg Bill	Cases	Avg LOS	Avg Bill	Cases	Avg LOS	Avg Bill
Male	829	4.34	\$27,461	925	4.73	\$30,947	998	4.72	\$32,637	997	4.48	\$34,826	986	4.57	\$39,392
Female	695	4.46	\$26,376	727	4.70	\$29,448	850	4.56	\$30,677	844	4.26	\$33,578	867	4.51	\$39,885
Age Group	Cases	Avg LOS	Avg Bill	Cases	Avg LOS	Avg Bill	Cases	Avg LOS	Avg Bill	Cases	Avg LOS	Avg Bill	Cases	Avg LOS	Avg Bill
Ages 0-17	7	2.14	\$17,240	6	4.17	\$29,581	6	2.50	\$18,218	9	1.56	\$14,007	8	3.88	\$65,610
Ages 18-35	108	4.33	\$22,885	118	4.63	\$25,152	140	4.86	\$31,156	119	4.03	\$30,005	114	5.66	\$47,644
Ages 36-49	273	4.23	\$26,031	274	4.53	\$26,796	314	4.41	\$29,240	316	4.87	\$36,763	287	4.61	\$38,846
Ages 50-64	416	4.71	\$27,391	513	4.90	\$33,707	512	4.73	\$30,742	505	4.45	\$34,490	508	4.53	\$39,603
Ages 65+	720	4.31	\$27,782	741	4.68	\$30,035	876	4.66	\$33,397	892	4.24	\$34,003	936	4.40	\$38,673
TOTAL	1,524	4.40	\$26,966	1,652	4.72	\$30,287	1,848	4.64	\$31,736	1,841	4.38	\$34,254	1,853	4.54	\$39,623

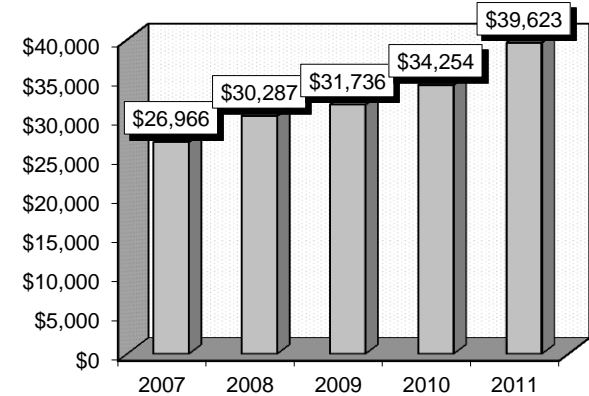
Patient Discharges



Average Length of Stay



Average Billed Charges



County / Hospital	2007			2008			2009			2010			2011		
	Cases	Avg LOS	Avg Bill	Cases	Avg LOS	Avg Bill	Cases	Avg LOS	Avg Bill	Cases	Avg LOS	Avg Bill	Cases	Avg LOS	Avg Bill
CLARK															
Centennial Hills	0	0.00	\$0	34	3.29	\$27,801	58	4.47	\$27,042	61	4.41	\$36,992	63	4.70	\$47,208
Desert Springs	121	3.98	\$27,690	106	4.04	\$26,846	132	5.83	\$36,857	85	5.18	\$41,801	107	5.46	\$51,479
Mountain View	121	4.26	\$28,581	135	4.70	\$35,638	118	4.74	\$39,492	119	4.60	\$45,097	135	4.39	\$44,838
North Vista	35	4.66	\$33,506	61	6.20	\$37,187	53	4.53	\$34,696	53	8.00	\$55,993	53	7.91	\$60,277
Southern Hills	24	4.29	\$29,969	35	4.71	\$33,749	39	6.41	\$46,047	50	4.06	\$32,907	43	4.07	\$37,312
Spring Valley	64	4.83	\$34,606	74	4.91	\$38,832	73	3.71	\$36,032	68	4.31	\$40,052	79	4.04	\$45,878
St. Rose-Rose de Lima	37	4.03	\$29,161	68	4.94	\$23,444	51	4.90	\$29,755	54	4.57	\$28,712	58	4.95	\$38,639
St. Rose-San Martin	29	3.55	\$21,017	67	5.94	\$42,215	90	4.62	\$28,105	98	5.01	\$37,242	89	4.10	\$38,112
St. Rose-Siena	92	4.25	\$31,173	88	5.14	\$32,236	124	5.23	\$35,704	102	5.11	\$38,632	109	5.06	\$42,807
Summerlin	102	4.36	\$33,722	82	4.16	\$37,136	100	3.94	\$36,132	113	4.08	\$44,719	126	4.32	\$54,995
Sunrise	140	4.64	\$31,805	161	4.88	\$38,848	191	5.56	\$46,801	187	4.30	\$44,937	170	4.46	\$53,822
UMC	182	5.83	\$34,790	148	4.79	\$27,882	187	4.07	\$25,060	177	4.22	\$27,213	194	4.37	\$31,137
Valley	141	4.04	\$26,246	144	5.22	\$37,279	118	4.41	\$36,600	120	3.96	\$39,117	111	4.41	\$47,897
TOTAL	1,088	4.54	\$30,696	1,203	4.87	\$34,064	1,334	4.80	\$35,525	1,287	4.60	\$39,332	1,337	4.66	\$45,396
WASHOE															
Carson Tahoe	62	3.45	\$20,730	51	3.41	\$19,732	61	3.41	\$25,429	62	4.47	\$27,612	50	5.44	\$31,646
Northern Nevada	28	3.39	\$17,749	24	3.92	\$22,757	33	4.21	\$25,444	44	3.23	\$23,026	37	2.89	\$22,593
Renown Regional	134	4.15	\$20,411	158	4.86	\$23,649	187	4.76	\$25,444	178	4.29	\$27,734	211	4.68	\$29,233
Renown S. Meadows	32	3.00	\$12,931	42	3.81	\$16,041	41	2.98	\$15,643	33	3.21	\$20,463	26	3.35	\$18,993
Saint Mary's	97	4.73	\$18,341	73	4.95	\$24,411	97	4.80	\$21,695	132	3.95	\$19,224	98	4.11	\$22,818
Sierra Surgery	0	0.00	\$0	0	0.00	\$0	0	0.00	\$0	0	0.00	\$0	0	0.00	\$0
TOTAL	353	4.02	\$19,009	348	4.47	\$22,255	419	4.36	\$23,615	449	4.03	\$24,220	422	4.40	\$26,816
RURAL															
Battle Mountain	2	2.50	\$3,846	0	0.00	\$0	0	0.00	\$0	0	0.00	\$0	0	0.00	\$0
Boulder City	9	4.78	\$6,803	7	6.00	\$10,385	9	2.22	\$4,824	8	2.63	\$4,478	7	5.43	\$7,852
Carson Valley	17	3.71	\$14,385	10	2.70	\$14,777	10	6.20	\$21,517	4	3.75	\$17,070	4	3.00	\$14,802
Churchill	24	4.71	\$14,316	26	3.69	\$12,320	15	3.87	\$12,007	11	2.27	\$8,273	18	4.67	\$18,546
Desert View	0	0.00	\$0	14	3.14	\$10,097	24	3.63	\$16,958	18	3.11	\$12,735	28	3.25	\$16,027
Grover C. Dils	1	4.00	\$4,585	1	4.00	\$8,550	1	2.00	\$3,891	0	0.00	\$0	0	0.00	\$0
Humboldt	3	4.67	\$6,988	7	2.71	\$8,877	4	3.25	\$7,583	2	5.00	\$17,500	6	2.83	\$11,884
Incline Village	1	5.00	\$16,839	0	0.00	\$0	0	0.00	\$0	0	0.00	\$0	0	0.00	\$0
Mesa View	0	0.00	\$0	2	2.50	\$12,161	4	3.25	\$12,139	12	3.25	\$12,028	8	1.88	\$7,647
Mount Grant	2	4.00	\$8,279	2	4.50	\$8,797	4	4.50	\$5,319	4	4.00	\$9,291	5	4.60	\$12,855
Northeastern	8	4.13	\$16,794	13	4.23	\$18,812	20	3.75	\$19,649	32	3.38	\$24,575	13	3.08	\$21,091
Nye	4	3.50	\$7,972	6	2.00	\$5,898	1	2.00	\$2,662	8	2.00	\$6,833	2	2.50	\$10,175
Pershing	2	3.00	\$7,300	2	6.00	\$9,730	2	1.50	\$3,267	1	5.00	\$9,603	1	1.00	\$2,893
South Lyon	3	4.33	\$6,706	4	4.00	\$8,544	1	2.00	\$10,894	0	0.00	\$0	0	0.00	\$0
William Bee Ririe	7	3.00	\$10,373	7	5.57	\$26,131	0	0.00	\$0	5	3.60	\$15,150	2	1.50	\$9,767
TOTAL	83	4.12	\$11,922	101	3.76	\$12,983	95	3.74	\$14,345	105	3.13	\$14,926	94	3.50	\$15,005
ALL COUNTIES	1,524	4.40	\$26,966	1,652	4.72	\$30,287	1,848	4.64	\$31,736	1,841	4.38	\$34,254	1,853	4.54	\$39,623

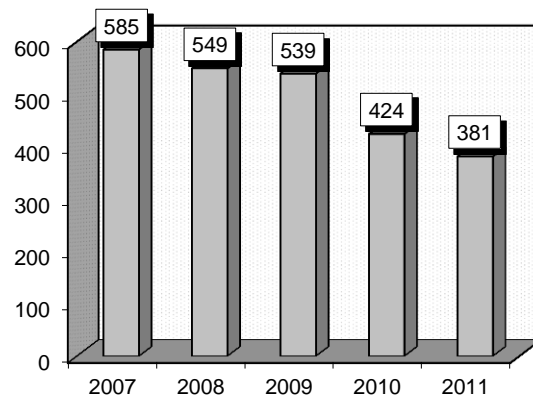
Atherosclerosis

Diagnoses: that frequently accompanied atherosclerosis were: 1) Hypertension (4019), 2) Intermediate coronary syndrome (4111), 3) Old myocardial infarction (412), 4) Tobacco use disorder (3051), 5) Congestive heart failure (4280), 6) Other and unspecified hyperlipidemia (2724), 7) Esophageal reflux (53081).

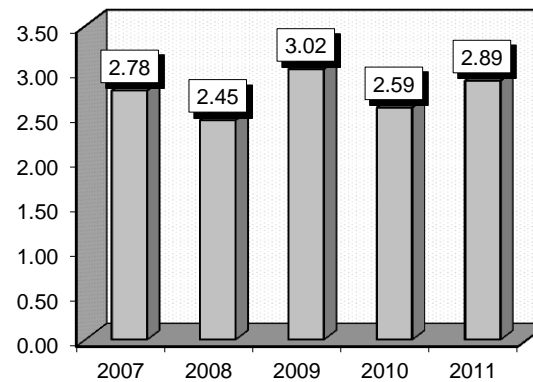
Definitions:
Hypertension: Elevated blood pressure persistently exceeding 140/90. Essential hypertension, the most common kind, has no single identifiable cause.
Myocardial infarction: (Heart Attack) A heart attack occurs when the blood supply to part of the heart is cut off. **Necrosis:** Tissue death of a region of the myocardium caused by an interruption in the supply of blood to the heart, usually as a result of occlusion of a coronary artery. **Myocardium:** The middle and thickest of the three layers making up the wall of the heart. **Embolism:** A sudden blocking of an artery by a clot (embolus) or foreign object such as a blood clot, gas bubble, cholesterol, fat or tissue. The blockage can cause damage down stream from lack of oxygen or nutrients to a body tissue. **Thrombosis:** The presence or formation of a blood clot within a blood vessel. **Hyperlipidemia:** Elevated levels of lipids in the blood stream including cholesterol. **Fibrillation:** Abnormal uncontrolled rapid contraction of the fibers in the heart.
Atherosclerosis: Clogging, hardening and narrow of the arteries and blood vessels.

Gender	2007			2008			2009			2010			2011		
	Cases	Avg LOS	Avg Bill	Cases	Avg LOS	Avg Bill	Cases	Avg LOS	Avg Bill	Cases	Avg LOS	Avg Bill	Cases	Avg LOS	Avg Bill
Male	351	2.78	\$22,998	339	2.58	\$23,370	338	3.21	\$26,250	258	2.59	\$28,072	244	2.90	\$31,558
Female	234	2.77	\$22,923	210	2.24	\$20,397	201	2.70	\$25,343	166	2.60	\$26,184	137	2.88	\$30,545
Age Group	Cases	Avg LOS	Avg Bill	Cases	Avg LOS	Avg Bill	Cases	Avg LOS	Avg Bill	Cases	Avg LOS	Avg Bill	Cases	Avg LOS	Avg Bill
Ages 0-17	0	0.00	\$0	3	1.00	\$7,491	1	1.00	\$5,192	1	11.00	\$121,867	1	2.00	\$14,038
Ages 18-35	6	1.67	\$10,041	0	0.00	\$0	4	2.25	\$24,842	2	7.50	\$53,189	4	9.75	\$119,383
Ages 36-49	55	2.69	\$21,377	55	2.25	\$21,481	73	5.51	\$30,473	36	2.44	\$26,722	34	2.50	\$34,839
Ages 50-64	213	2.88	\$24,870	175	2.43	\$23,114	166	2.55	\$24,590	149	2.54	\$28,495	130	2.71	\$31,501
Ages 65+	311	2.74	\$22,196	316	2.50	\$22,015	295	2.68	\$25,611	236	2.57	\$26,073	212	2.94	\$28,837
TOTAL	585	2.78	\$22,968	549	2.45	\$22,233	539	3.02	\$25,912	424	2.59	\$27,333	381	2.89	\$31,194

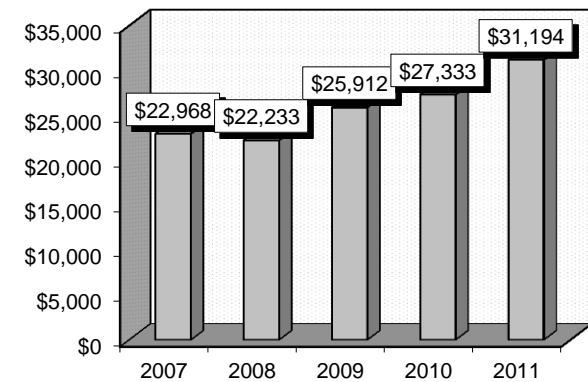
Patient Discharges



Average Length of Stay



Average Billed Charges



County / Hospital	2007			2008			2009			2010			2011		
	Cases	Avg LOS	Avg Bill	Cases	Avg LOS	Avg Bill	Cases	Avg LOS	Avg Bill	Cases	Avg LOS	Avg Bill	Cases	Avg LOS	Avg Bill
CLARK															
Centennial Hills	0	0.00	\$0	31	2.52	\$24,807	34	2.53	\$24,696	13	3.00	\$37,186	20	1.75	\$30,501
Desert Springs	56	3.30	\$27,554	53	2.66	\$28,963	45	3.27	\$29,941	32	2.47	\$29,278	22	2.27	\$35,042
Mountain View	36	2.39	\$20,286	37	2.16	\$19,936	42	3.33	\$30,182	35	2.91	\$31,402	36	2.14	\$32,790
North Vista	16	3.81	\$24,359	14	2.79	\$25,813	13	5.69	\$46,494	14	3.79	\$35,915	12	5.42	\$57,941
Southern Hills	10	2.50	\$16,423	9	2.00	\$14,079	4	1.25	\$14,753	5	1.60	\$18,084	4	2.25	\$28,358
Spring Valley	11	2.64	\$20,542	4	2.50	\$25,893	14	2.93	\$31,361	15	2.13	\$34,418	22	2.59	\$33,838
St. Rose-Rose de Lima	39	2.26	\$21,636	28	2.21	\$22,698	29	2.24	\$21,402	14	3.07	\$27,424	11	1.82	\$26,645
St. Rose-San Martin	15	3.27	\$27,894	16	1.75	\$23,140	17	3.12	\$24,361	17	5.00	\$53,483	7	4.71	\$107,042
St. Rose-Siena	43	2.51	\$25,566	35	2.43	\$24,107	33	2.12	\$28,196	21	2.05	\$25,957	17	2.88	\$27,285
Summerlin	36	2.28	\$21,695	33	2.00	\$22,901	25	2.72	\$29,469	24	2.04	\$22,534	25	6.44	\$27,848
Sunrise	43	3.33	\$31,283	47	2.83	\$31,296	41	3.49	\$39,505	33	2.73	\$34,974	37	2.41	\$33,444
UMC	64	3.61	\$32,430	37	3.35	\$24,447	41	2.63	\$22,456	21	2.43	\$22,405	28	3.46	\$29,149
Valley	59	3.56	\$23,957	47	2.66	\$22,476	40	6.88	\$30,112	55	2.69	\$34,042	38	3.11	\$39,535
TOTAL	428	3.03	\$25,771	391	2.53	\$24,733	378	3.37	\$29,111	299	2.75	\$31,789	279	3.08	\$35,387
WASHOE															
Carson Tahoe	35	1.63	\$11,452	20	2.05	\$13,717	19	1.89	\$15,693	17	2.71	\$19,072	8	4.00	\$32,707
Northern Nevada	10	2.30	\$19,280	8	1.63	\$17,857	4	2.75	\$23,321	4	1.50	\$20,364	5	1.80	\$25,744
Renown Regional	55	1.87	\$16,651	77	2.44	\$18,197	72	2.44	\$20,999	42	2.33	\$19,638	51	2.47	\$21,071
Renown S. Meadows	12	2.17	\$19,670	12	1.58	\$15,374	20	2.35	\$24,192	8	1.88	\$20,390	2	1.50	\$22,638
Saint Mary's	28	2.61	\$13,878	15	2.53	\$14,493	20	1.70	\$12,215	15	2.60	\$19,028	12	2.17	\$18,245
Sierra Surgery	0	0.00	\$0	0	0.00	\$0	0	0.00	\$0	0	0.00	\$0	0	0.00	\$0
TOTAL	140	2.01	\$15,243	132	2.27	\$16,820	135	2.25	\$19,493	86	2.37	\$19,523	78	2.51	\$22,169
RURAL															
Battle Mountain	0	0.00	\$0	0	0.00	\$0	0	0.00	\$0	0	0.00	\$0	0	0.00	\$0
Boulder City	1	1.00	\$4,631	4	1.00	\$5,634	1	4.00	\$11,281	1	8.00	\$32,686	1	1.00	\$761
Carson Valley	6	4.67	\$26,569	7	2.00	\$20,886	2	2.50	\$18,152	2	1.50	\$14,110	1	1.00	\$2,895
Churchill	3	1.33	\$15,316	2	3.00	\$11,353	6	1.67	\$13,267	5	2.00	\$12,330	5	3.40	\$16,889
Desert View	0	0.00	\$0	1	2.00	\$8,202	5	2.60	\$15,007	10	1.90	\$10,864	8	1.75	\$9,323
Grover C. Dils	1	2.00	\$5,370	1	1.00	\$3,379	0	0.00	\$0	0	0.00	\$0	0	0.00	\$0
Humboldt	1	2.00	\$4,060	1	1.00	\$5,358	0	0.00	\$0	1	6.00	\$9,991	4	2.00	\$17,211
Incline Village	0	0.00	\$0	0	0.00	\$0	0	0.00	\$0	0	0.00	\$0	0	0.00	\$0
Mesa View	4	1.25	\$7,541	2	1.00	\$2,298	4	1.00	\$5,315	12	1.00	\$6,960	1	1.00	\$4,431
Mount Grant	1	4.00	\$22,785	0	0.00	\$0	0	0.00	\$0	2	2.00	\$8,993	1	1.00	\$7,350
Northeastern	0	0.00	\$0	1	3.00	\$14,553	2	2.00	\$16,708	3	1.33	\$12,320	2	1.00	\$12,840
Nye	0	0.00	\$0	0	0.00	\$0	2	1.50	\$13,368	1	2.00	\$11,776	0	0.00	\$0
Pershing	0	0.00	\$0	0	0.00	\$0	1	1.00	\$8,873	0	0.00	\$0	0	0.00	\$0
South Lyon	0	0.00	\$0	0	0.00	\$0	0	0.00	\$0	0	0.00	\$0	0	0.00	\$0
William Bee Ririe	0	0.00	\$0	7	3.14	\$12,503	3	1.67	\$12,778	2	2.50	\$6,953	1	1.00	\$13,738
TOTAL	17	2.71	\$16,022	26	2.12	\$12,117	26	1.88	\$12,724	39	1.87	\$10,393	24	1.92	\$11,780
ALL COUNTIES	585	2.78	\$22,968	549	2.45	\$22,233	539	3.02	\$25,912	424	2.59	\$27,333	381	2.89	\$31,194

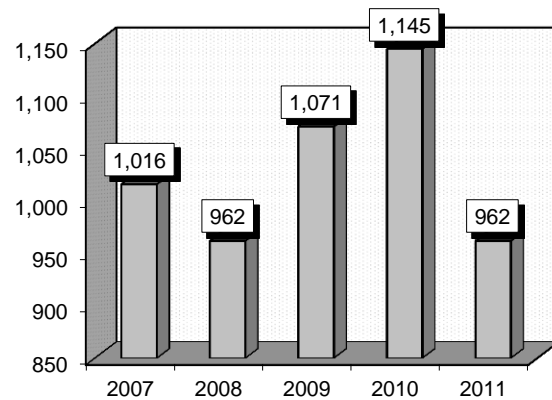
Hypertension

Diagnoses: that frequently accompanied hypertension were: 1) Diabetes Mellitus II without mention of complication (25000), 2) Tobacco use disorder (3051), 3) Other and unspecified hyperlipidemia (2724), 4) Chest pain (78659), 5) Hypopotassemia, Hypokalemia (2768).

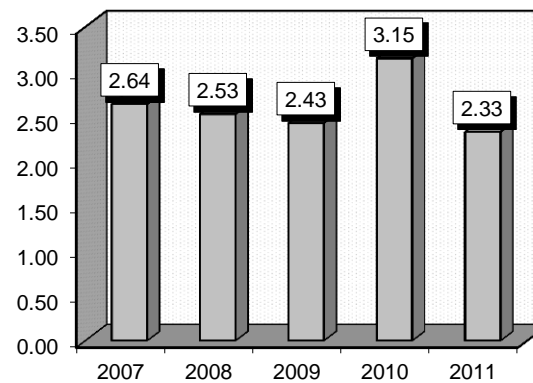
Definitions: **Diabetes mellitus:** A group of disorders in which the body is unable to competently process blood sugars leading to hyperglycemia. This can lead to a host of ailments including poor circulation, kidney disorders and blindness. **Hyperglycemia:** A condition in which an excessive amount of glucose circulates in the blood plasma. **Hypertension:** Elevated blood pressure persistently exceeding 140/90. Essential hypertension, the most common kind, has no single identifiable cause. **Hyperlipidemia:** Elevated levels of lipids in the blood stream including cholesterol. **Chest pain:** A physical complaint that requires immediate diagnosis and evaluation. Chest pain can be a sign of cardiac disease, or of pulmonary (lung) disease. Over 90% of severe chest pain is caused by coronary artery disease, spinal root compression or a psychological disturbance. **Hypopotassemia:** Hypokalemia. Abnormally low levels of potassium circulation in the blood. Associated with adrenal tumors or taking diuretics.

Gender	2007			2008			2009			2010			2011		
	Cases	Avg LOS	Avg Bill	Cases	Avg LOS	Avg Bill	Cases	Avg LOS	Avg Bill	Cases	Avg LOS	Avg Bill	Cases	Avg LOS	Avg Bill
Male	408	2.66	\$21,469	386	2.34	\$21,485	443	2.37	\$23,774	436	2.46	\$27,188	341	2.21	\$28,537
Female	608	2.62	\$21,098	576	2.66	\$22,095	628	2.46	\$23,852	709	3.58	\$27,584	621	2.40	\$29,289
Age Group	Cases	Avg LOS	Avg Bill	Cases	Avg LOS	Avg Bill	Cases	Avg LOS	Avg Bill	Cases	Avg LOS	Avg Bill	Cases	Avg LOS	Avg Bill
Ages 0-17	6	3.00	\$13,811	6	3.17	\$19,813	9	2.11	\$18,988	3	2.33	\$19,560	3	3.00	\$24,336
Ages 18-35	60	2.18	\$19,054	69	2.45	\$23,911	58	1.84	\$22,145	46	2.39	\$26,376	29	2.00	\$28,191
Ages 36-49	257	2.22	\$20,073	225	2.80	\$21,701	222	2.41	\$23,736	241	2.23	\$27,365	182	2.10	\$28,602
Ages 50-64	319	2.52	\$21,337	305	2.45	\$22,836	355	2.40	\$24,644	345	2.37	\$26,624	307	2.33	\$28,957
Ages 65+	374	3.09	\$22,447	357	2.43	\$20,738	427	2.55	\$23,507	510	4.18	\$28,154	441	2.45	\$29,329
TOTAL	1,016	2.64	\$21,247	962	2.53	\$21,850	1,071	2.43	\$23,820	1,145	3.15	\$27,433	962	2.33	\$29,023

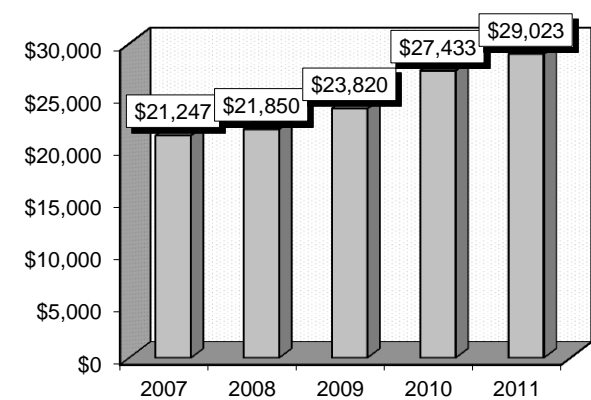
Patient Discharges



Average Length of Stay



Average Billed Charges



County / Hospital	2007			2008			2009			2010			2011		
	Cases	Avg LOS	Avg Bill	Cases	Avg LOS	Avg Bill	Cases	Avg LOS	Avg Bill	Cases	Avg LOS	Avg Bill	Cases	Avg LOS	Avg Bill
CLARK															
Centennial Hills	0	0.00	\$0	43	2.28	\$21,723	77	2.30	\$24,912	66	2.41	\$30,789	56	2.23	\$33,771
Desert Springs	74	3.09	\$22,653	66	2.39	\$22,268	69	3.04	\$28,636	87	2.57	\$28,382	89	2.80	\$31,119
Mountain View	65	2.74	\$21,577	87	2.67	\$23,603	84	2.62	\$26,943	119	2.24	\$29,136	111	2.17	\$31,093
North Vista	38	3.11	\$24,442	35	3.03	\$26,259	43	2.77	\$28,457	43	3.09	\$38,435	31	3.65	\$40,633
Southern Hills	27	2.15	\$15,522	17	2.65	\$23,592	17	2.18	\$22,986	17	2.12	\$23,989	20	1.55	\$23,288
Spring Valley	35	3.09	\$26,107	57	2.54	\$23,527	57	3.09	\$23,186	72	2.19	\$29,407	43	1.74	\$28,624
St. Rose-Rose de Lima	53	2.40	\$24,186	47	2.32	\$20,731	64	2.44	\$25,897	47	2.89	\$30,015	32	2.25	\$30,270
St. Rose-San Martin	15	2.27	\$19,053	20	2.75	\$28,059	32	3.00	\$33,875	37	2.11	\$27,267	27	2.33	\$31,653
St. Rose-Siena	41	2.39	\$23,887	32	2.22	\$23,606	51	2.04	\$22,635	59	2.61	\$31,073	40	2.17	\$35,803
Summerlin	48	3.08	\$24,762	53	2.17	\$22,642	65	1.98	\$22,424	64	2.06	\$28,102	49	2.16	\$31,589
Sunrise	89	3.12	\$26,089	89	2.40	\$24,887	84	2.44	\$28,064	107	2.97	\$35,097	116	2.28	\$35,214
UMC	246	2.32	\$19,551	170	3.00	\$21,293	163	2.55	\$22,953	168	2.29	\$21,561	94	2.72	\$24,384
Valley	90	2.98	\$26,771	69	2.62	\$24,134	96	2.35	\$23,420	79	2.38	\$30,862	66	2.47	\$32,683
TOTAL	821	2.70	\$22,676	785	2.60	\$23,069	902	2.52	\$25,270	965	2.45	\$29,029	774	2.38	\$31,532
WASHOE															
Carson Tahoe	30	2.47	\$17,418	14	1.29	\$10,679	11	1.73	\$13,067	11	2.73	\$20,933	24	2.33	\$17,568
Northern Nevada	12	2.67	\$18,288	18	2.33	\$22,876	14	1.93	\$20,245	14	1.86	\$19,869	8	1.88	\$20,032
Renown Regional	74	2.08	\$17,217	73	2.34	\$19,450	69	2.01	\$18,914	55	2.25	\$23,689	77	2.13	\$22,575
Renown S. Meadows	16	2.31	\$16,216	11	2.00	\$16,235	14	1.36	\$18,387	19	1.89	\$19,709	12	1.83	\$20,281
Saint Mary's	28	2.75	\$14,193	27	2.52	\$16,156	22	2.14	\$14,937	15	2.33	\$21,184	22	2.23	\$19,729
Sierra Surgery	0	0.00	\$0	0	0.00	\$0	0	0.00	\$0	0	0.00	\$0	0	0.00	\$0
TOTAL	160	2.34	\$16,706	143	2.24	\$18,153	130	1.93	\$17,833	114	2.20	\$21,961	143	2.14	\$20,962
RURAL															
Battle Mountain	0	0.00	\$0	1	1.00	\$2,134	0	0.00	\$0	0	0.00	\$0	0	0.00	\$0
Boulder City	7	3.43	\$8,738	3	3.33	\$5,233	3	2.00	\$5,013	5	1.40	\$5,329	0	0.00	\$0
Carson Valley	2	3.00	\$12,336	3	3.00	\$28,093	2	1.50	\$5,993	2	1.50	\$6,878	0	0.00	\$0
Churchill	6	2.33	\$10,073	4	1.25	\$6,871	5	1.20	\$11,215	9	1.44	\$9,895	6	2.00	\$14,685
Desert View	0	0.00	\$0	4	1.25	\$4,553	14	1.93	\$10,753	21	2.24	\$10,475	15	1.93	\$8,995
Grover C. Dils	0	0.00	\$0	0	0.00	\$0	1	6.00	\$12,180	0	0.00	\$0	1	2.00	\$5,088
Humboldt	1	5.00	\$4,998	0	0.00	\$0	0	0.00	\$0	3	280.33	\$82,567	6	2.33	\$13,328
Incline Village	0	0.00	\$0	0	0.00	\$0	0	0.00	\$0	0	0.00	\$0	0	0.00	\$0
Mesa View	2	2.50	\$8,140	2	1.00	\$6,106	1	1.00	\$8,770	7	1.71	\$7,621	0	0.00	\$0
Mount Grant	1	1.00	\$5,314	7	3.29	\$7,647	4	1.50	\$3,952	15	3.93	\$11,228	6	3.50	\$10,194
Northeastern	1	1.00	\$8,045	2	1.50	\$19,015	3	2.33	\$19,443	3	1.67	\$20,182	7	1.43	\$15,612
Nye	2	2.50	\$7,172	2	3.00	\$12,279	2	1.50	\$12,656	0	0.00	\$0	3	2.00	\$9,048
Pershing	6	2.17	\$6,619	0	0.00	\$0	2	4.00	\$11,030	0	0.00	\$0	0	0.00	\$0
South Lyon	2	1.00	\$3,274	2	1.00	\$6,903	0	0.00	\$0	0	0.00	\$0	1	1.00	\$11,000
William Bee Ririe	5	2.60	\$11,085	4	1.75	\$6,187	2	3.00	\$11,330	1	3.00	\$14,185	0	0.00	\$0
TOTAL	35	2.54	\$8,484	34	2.15	\$9,256	39	2.03	\$10,225	66	15.00	\$13,540	45	2.11	\$11,482
ALL COUNTIES	1,016	2.64	\$21,247	962	2.53	\$21,850	1,071	2.43	\$23,820	1,145	3.15	\$27,433	962	2.33	\$29,023

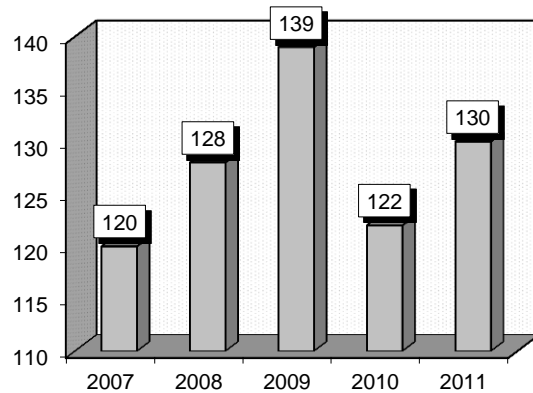
Cardiac Congenital & Valvular Disorders

Diagnoses: that frequently accompanied cardiac congenital and valvular disorders were: 1) Aortic valve disorders (4241), 2) Congestive heart failure (4280), 3) Hypertension (4019), 4) Other and unspecified hyperlipidemia (2724), 5) Hypopotassemia (2768), 6) Respiratory abnormality (78609), 7) Ventricular septal defect (7454).

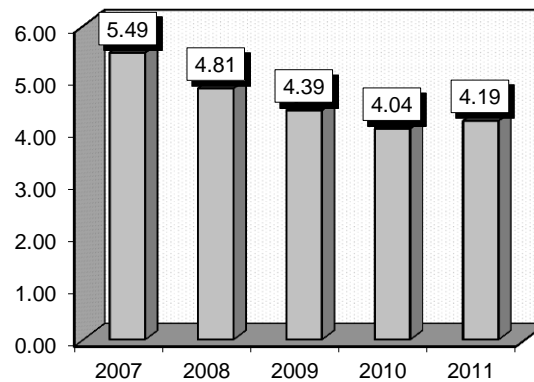
Definitions: **Aorta:** The largest artery in the body. It carries oxygen-rich blood away from the heart to vessels that reach the rest of the body. **Septal defect:** defect of the septum. **Septum:** The muscular wall separating the right and left sides of the heart. **Hypertension:** Elevated blood pressure persistently exceeding 140/90. Essential hypertension, the most common kind, has no single identifiable cause. **Hyperlipidemia:** Elevated levels of lipids in the blood stream including cholesterol. **Chest pain:** A physical complaint that requires immediate diagnosis and evaluation. Chest pain can be a sign of cardiac disease, or of pulmonary (lung) disease. Over 90% of severe chest pain is caused by coronary artery disease, spinal root compression or a psychological disturbance. **Hypopotassemia:** Hypokalemia. Abnormally low levels of potassium circulation in the blood. Associated with adrenal tumors or taking diuretics.

Gender	2007			2008			2009			2010			2011		
	Cases	Avg LOS	Avg Bill	Cases	Avg LOS	Avg Bill	Cases	Avg LOS	Avg Bill	Cases	Avg LOS	Avg Bill	Cases	Avg LOS	Avg Bill
Male	57	5.88	\$41,806	58	3.74	\$35,782	77	4.88	\$39,835	61	3.93	\$48,472	61	4.34	\$47,446
Female	63	5.14	\$33,707	70	5.70	\$41,803	62	3.77	\$32,048	61	4.15	\$32,939	69	4.06	\$38,394
Age Group	Cases	Avg LOS	Avg Bill	Cases	Avg LOS	Avg Bill	Cases	Avg LOS	Avg Bill	Cases	Avg LOS	Avg Bill	Cases	Avg LOS	Avg Bill
Ages 0-17	31	6.29	\$32,731	33	5.70	\$42,466	25	3.84	\$25,426	18	3.61	\$44,551	22	3.14	\$26,103
Ages 18-35	7	6.57	\$52,445	6	4.67	\$44,927	5	5.00	\$30,949	8	5.50	\$39,173	9	6.89	\$51,617
Ages 36-49	10	4.90	\$32,310	12	4.42	\$33,469	11	3.27	\$39,728	10	3.50	\$29,556	13	3.85	\$28,234
Ages 50-64	17	4.24	\$36,050	14	4.50	\$48,006	16	3.00	\$33,569	14	2.79	\$31,596	14	6.14	\$72,274
Ages 65+	55	5.40	\$39,796	63	4.51	\$35,825	82	4.94	\$40,119	72	4.31	\$43,234	72	3.86	\$43,412
TOTAL	120	5.49	\$37,554	128	4.81	\$39,075	139	4.39	\$36,362	122	4.04	\$40,705	130	4.19	\$42,641

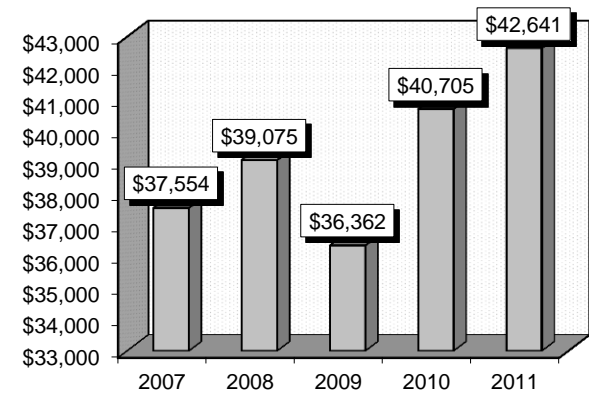
Patient Discharges



Average Length of Stay



Average Billed Charges



County / Hospital	2007			2008			2009			2010			2011		
	Cases	Avg LOS	Avg Bill	Cases	Avg LOS	Avg Bill	Cases	Avg LOS	Avg Bill	Cases	Avg LOS	Avg Bill	Cases	Avg LOS	Avg Bill
CLARK															
Centennial Hills	0	0.00	\$0	4	1.75	\$24,514	6	3.67	\$39,127	2	2.00	\$26,993	4	3.75	\$47,703
Desert Springs	9	6.78	\$49,927	3	9.33	\$51,193	16	3.63	\$29,714	4	4.50	\$29,554	12	6.83	\$73,765
Mountain View	7	5.43	\$42,960	4	2.00	\$24,633	7	2.29	\$21,113	4	2.75	\$39,210	6	3.83	\$32,245
North Vista	1	4.00	\$30,192	1	3.00	\$34,648	2	3.00	\$33,021	1	15.00	\$190,546	2	9.00	\$141,006
Southern Hills	0	0.00	\$0	0	0.00	\$0	0	0.00	\$0	0	0.00	\$0	0	0.00	\$0
Spring Valley	0	0.00	\$0	5	5.40	\$46,680	7	4.71	\$40,671	4	3.50	\$28,511	7	8.00	\$68,971
St. Rose-Rose de Lima	3	3.67	\$66,160	4	2.75	\$27,066	6	4.33	\$34,848	3	4.00	\$35,733	2	12.00	\$72,491
St. Rose-San Martin	0	0.00	\$0	2	7.00	\$218,322	7	3.71	\$43,709	7	4.43	\$82,313	10	4.40	\$51,925
St. Rose-Siena	5	1.80	\$14,557	9	2.78	\$29,127	4	5.00	\$37,479	7	4.43	\$36,146	7	4.71	\$50,892
Summerlin	1	4.00	\$33,906	5	3.40	\$29,093	3	3.67	\$24,436	14	3.64	\$48,060	10	2.80	\$41,911
Sunrise	29	6.48	\$38,891	30	6.17	\$50,158	24	3.75	\$30,739	21	2.52	\$41,488	22	2.55	\$29,113
UMC	15	7.53	\$54,366	4	3.00	\$31,727	5	9.80	\$55,578	10	7.10	\$55,635	9	3.56	\$28,921
Valley	11	8.91	\$55,739	10	7.50	\$55,628	12	9.00	\$101,711	9	3.89	\$51,866	8	5.00	\$81,769
TOTAL	81	6.49	\$44,961	81	5.09	\$46,403	99	4.70	\$42,254	86	4.02	\$48,108	99	4.56	\$50,796
WASHOE															
Carson Tahoe	5	4.00	\$20,214	6	3.17	\$19,968	5	3.60	\$19,062	5	6.20	\$32,916	1	4.00	\$21,587
Northern Nevada	3	5.67	\$37,057	3	2.33	\$23,693	0	0.00	\$0	3	3.67	\$26,503	3	1.33	\$22,952
Renown Regional	15	2.47	\$16,692	21	5.14	\$34,494	23	4.30	\$25,340	9	5.67	\$34,953	12	2.50	\$15,480
Renown S. Meadows	1	3.00	\$18,644	3	8.00	\$40,700	4	3.50	\$25,944	1	6.00	\$30,050	2	3.00	\$29,324
Saint Mary's	12	4.17	\$24,831	8	4.00	\$19,360	3	1.67	\$12,233	5	1.60	\$11,524	2	4.00	\$17,764
Sierra Surgery	0	0.00	\$0	0	0.00	\$0	0	0.00	\$0	0	0.00	\$0	0	0.00	\$0
TOTAL	36	3.53	\$21,646	41	4.63	\$29,079	35	3.89	\$23,389	23	4.65	\$28,102	20	2.60	\$18,519
RURAL															
Battle Mountain	0	0.00	\$0	0	0.00	\$0	0	0.00	\$0	0	0.00	\$0	0	0.00	\$0
Boulder City	0	0.00	\$0	1	4.00	\$11,525	0	0.00	\$0	0	0.00	\$0	0	0.00	\$0
Carson Valley	0	0.00	\$0	0	0.00	\$0	1	2.00	\$15,229	0	0.00	\$0	0	0.00	\$0
Churchill	2	1.50	\$14,025	1	1.00	\$4,033	0	0.00	\$0	0	0.00	\$0	2	2.50	\$19,132
Desert View	0	0.00	\$0	1	2.00	\$7,108	0	0.00	\$0	10	3.20	\$14,995	4	3.00	\$14,382
Grover C. Dils	0	0.00	\$0	0	0.00	\$0	0	0.00	\$0	0	0.00	\$0	0	0.00	\$0
Humboldt	0	0.00	\$0	0	0.00	\$0	1	3.00	\$8,309	2	2.00	\$10,767	0	0.00	\$0
Incline Village	0	0.00	\$0	0	0.00	\$0	0	0.00	\$0	0	0.00	\$0	0	0.00	\$0
Mesa View	0	0.00	\$0	0	0.00	\$0	1	1.00	\$10,255	0	0.00	\$0	1	1.00	\$12,686
Mount Grant	0	0.00	\$0	0	0.00	\$0	0	0.00	\$0	0	0.00	\$0	0	0.00	\$0
Northeastern	0	0.00	\$0	1	2.00	\$12,874	0	0.00	\$0	0	0.00	\$0	0	0.00	\$0
Nye	0	0.00	\$0	0	0.00	\$0	0	0.00	\$0	0	0.00	\$0	4	6.00	\$8,942
Pershing	0	0.00	\$0	0	0.00	\$0	0	0.00	\$0	0	0.00	\$0	0	0.00	\$0
South Lyon	0	0.00	\$0	0	0.00	\$0	0	0.00	\$0	0	0.00	\$0	0	0.00	\$0
William Bee Ririe	1	3.00	\$57,329	2	2.50	\$7,582	2	1.50	\$9,369	1	4.00	\$10,966	0	0.00	\$0
TOTAL	3	2.00	\$28,460	6	2.33	\$8,451	5	1.80	\$10,506	13	3.08	\$14,035	11	3.82	\$13,113
ALL COUNTIES	120	5.49	\$37,554	128	4.81	\$39,075	139	4.39	\$36,362	122	4.04	\$40,705	130	4.19	\$42,641

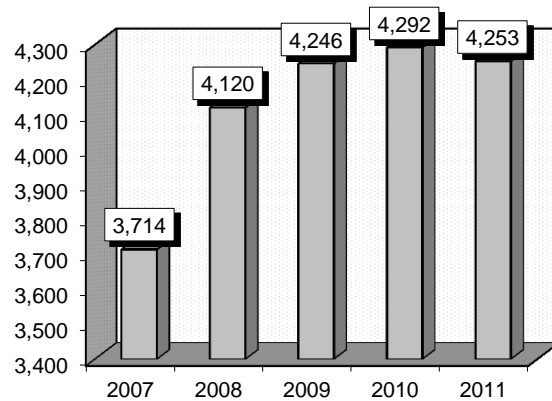
Cardiac Arrhythmia & Conduction Disorders

Diagnoses: that frequently accompanied cardiac arrhythmia and conduction disorders were: 1) Atrial fibrillation (42731), 2) Hypertension (4019), 3) Congestive heart failure (4280), 4) Hyperlipidemia (2724), 5) Chronic airway obstruction (496), 6) Diabetes Mellitus II without mention of complication (25000).

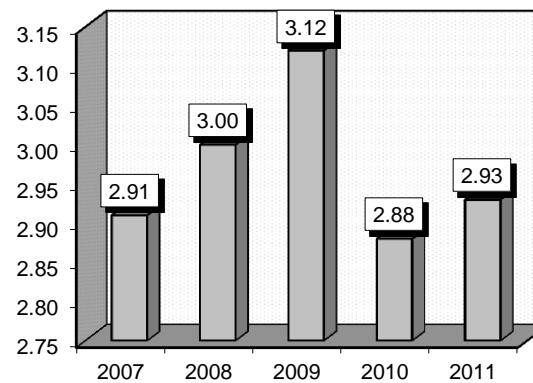
Definitions: **Atrial fibrillation:** A cardiac arrhythmia characterized by disorganized electrical activity in the atria accompanied by an irregular ventricular response that is usually rapid. The atria quiver instead of pumping in an organized fashion, increasing the risk of stroke. **Atrial flutter:** A type of atrial tachycardia (rapid beating of the atria) characterized by contraction rates between 230-380 beats per minute. **Sinoatrial node dysfunction:** Any disturbance in the normal functioning of the sinoatrial node (a cluster of hundreds of cells located in the right atrial wall of the heart. It's comprised of heart muscle that generates impulses that travel swiftly throughout the both atria, causing them to contract). **Cardiac dysrhythmias:** Any abnormality in a cardiac rhythm pattern. **Paroxysmal ventricular tachycardia:** A rapid heartbeat of sudden onset and termination caused by a quick succession of discharges from an ectopic (an impulse that originates in the heart at a site other than the sinus node) site in the ventricle. **Hypertension:** Elevated blood pressure persistently exceeding 140/90. Essential hypertension, the most common kind, has no single identifiable cause. **Hyperlipidemia:** Elevated levels of lipids in the blood stream including cholesterol.

Gender	2007			2008			2009			2010			2011		
	Cases	Avg LOS	Avg Bill	Cases	Avg LOS	Avg Bill	Cases	Avg LOS	Avg Bill	Cases	Avg LOS	Avg Bill	Cases	Avg LOS	Avg Bill
Male	1,986	2.77	\$22,939	2,202	2.89	\$24,762	2,218	3.11	\$27,781	2,318	2.83	\$28,567	2,296	2.82	\$30,762
Female	1,728	3.07	\$23,755	1,918	3.12	\$25,170	2,028	3.13	\$26,834	1,974	2.93	\$28,408	1,957	3.06	\$31,729
Age Group	Cases	Avg LOS	Avg Bill	Cases	Avg LOS	Avg Bill	Cases	Avg LOS	Avg Bill	Cases	Avg LOS	Avg Bill	Cases	Avg LOS	Avg Bill
Ages 0-17	25	2.68	\$17,995	26	2.65	\$17,614	18	3.72	\$28,685	12	4.42	\$37,038	28	1.86	\$16,133
Ages 18-35	163	1.93	\$18,809	146	2.30	\$21,576	141	1.73	\$18,103	139	1.86	\$24,639	145	1.60	\$21,679
Ages 36-49	388	2.15	\$19,574	417	2.31	\$22,265	408	2.31	\$23,804	348	2.37	\$25,646	373	2.22	\$27,021
Ages 50-64	986	2.60	\$21,897	994	2.81	\$24,094	1,034	2.97	\$27,291	1,038	2.62	\$27,279	997	2.71	\$29,756
Ages 65+	2,152	3.27	\$25,048	2,537	3.23	\$26,000	2,645	3.37	\$28,370	2,755	3.08	\$29,469	2,710	3.19	\$32,982
TOTAL	3,714	2.91	\$23,318	4,120	3.00	\$24,952	4,246	3.12	\$27,329	4,292	2.88	\$28,494	4,253	2.93	\$31,207

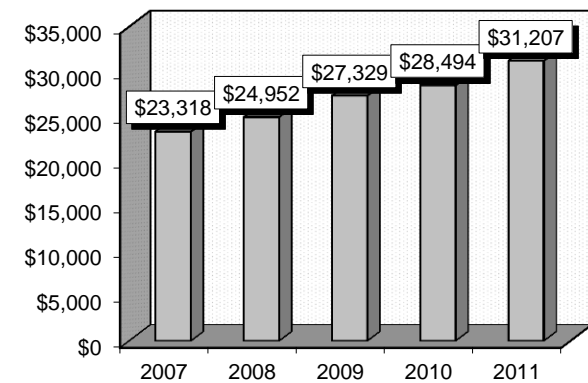
Patient Discharges



Average Length of Stay



Average Billed Charges



County / Hospital	2007			2008			2009			2010			2011		
	Cases	Avg LOS	Avg Bill	Cases	Avg LOS	Avg Bill	Cases	Avg LOS	Avg Bill	Cases	Avg LOS	Avg Bill	Cases	Avg LOS	Avg Bill
CLARK															
Centennial Hills	0	0.00	\$0	186	2.65	\$25,914	171	2.45	\$27,153	216	2.69	\$32,902	202	2.55	\$38,293
Desert Springs	287	3.07	\$26,605	336	2.99	\$27,916	314	3.15	\$29,125	307	3.16	\$31,820	257	3.18	\$35,297
Mountain View	263	2.81	\$25,977	260	2.75	\$27,662	287	3.12	\$32,556	298	3.15	\$36,646	302	3.16	\$41,566
North Vista	99	4.19	\$32,894	91	3.38	\$36,634	126	3.59	\$36,322	82	3.94	\$37,286	70	3.99	\$43,623
Southern Hills	83	3.36	\$24,590	71	2.25	\$20,856	68	2.85	\$29,022	60	2.15	\$24,392	65	2.62	\$33,499
Spring Valley	202	2.86	\$25,907	258	2.67	\$25,960	228	2.70	\$30,402	209	2.64	\$35,014	249	2.37	\$35,425
St. Rose-Rose de Lima	138	2.63	\$25,628	150	3.53	\$29,170	156	3.02	\$27,792	164	3.26	\$32,884	151	3.75	\$35,518
St. Rose-San Martin	63	2.60	\$24,061	123	2.97	\$26,088	162	3.10	\$23,988	201	3.07	\$23,800	235	3.29	\$27,183
St. Rose-Siena	298	2.66	\$24,361	263	3.11	\$26,582	339	3.02	\$27,845	387	2.77	\$28,720	328	2.86	\$31,797
Summerlin	276	3.14	\$28,802	281	3.23	\$30,083	304	2.82	\$32,764	303	2.63	\$30,749	301	2.85	\$38,983
Sunrise	342	3.06	\$27,569	332	3.49	\$30,797	336	3.60	\$36,461	311	3.41	\$39,382	336	2.96	\$38,889
UMC	275	3.09	\$25,675	252	3.03	\$22,636	267	3.22	\$26,147	224	2.71	\$24,236	237	3.40	\$30,258
Valley	301	3.28	\$28,903	365	3.17	\$28,528	318	3.39	\$31,140	306	3.06	\$36,166	242	2.76	\$37,002
TOTAL	2,627	3.03	\$26,817	2,968	3.05	\$27,721	3,076	3.11	\$30,354	3,068	2.97	\$32,264	2,975	3.00	\$35,804
WASHOE															
Carson Tahoe	237	2.49	\$16,156	250	2.67	\$17,181	245	2.60	\$17,213	248	2.65	\$18,888	238	2.60	\$19,198
Northern Nevada	43	2.88	\$23,417	67	2.52	\$20,677	55	3.07	\$23,198	48	2.58	\$25,581	58	2.55	\$27,103
Renown Regional	283	2.88	\$17,991	319	3.50	\$23,136	330	4.52	\$27,169	342	2.95	\$24,174	395	3.22	\$25,572
Renown S. Meadows	49	2.29	\$13,299	71	2.68	\$18,183	55	2.40	\$19,509	46	2.17	\$19,133	49	2.22	\$20,521
Saint Mary's	250	2.60	\$12,519	224	2.79	\$15,651	233	2.65	\$16,392	250	2.61	\$17,333	210	2.77	\$19,456
Sierra Surgery	0	0.00	\$0	0	0.00	\$0	0	0.00	\$0	1	1.00	\$7,535	0	0.00	\$0
TOTAL	862	2.66	\$15,903	931	2.97	\$19,181	918	3.32	\$21,080	935	2.72	\$20,749	950	2.87	\$22,456
RURAL															
Battle Mountain	3	2.00	\$4,052	2	10.00	\$8,373	0	0.00	\$0	0	0.00	\$0	0	0.00	\$0
Boulder City	40	2.58	\$6,360	28	2.21	\$6,854	23	3.17	\$9,056	27	2.15	\$6,438	21	2.71	\$10,287
Carson Valley	27	3.15	\$20,250	28	2.64	\$20,674	18	2.61	\$20,218	19	1.58	\$11,974	24	2.13	\$18,761
Churchill	39	2.74	\$13,031	35	2.83	\$14,805	35	3.06	\$16,610	50	2.58	\$13,806	51	2.69	\$15,360
Desert View	0	0.00	\$0	17	1.71	\$8,144	55	2.13	\$12,189	64	2.11	\$10,976	86	2.23	\$11,634
Grover C. Dils	11	2.00	\$4,499	5	2.00	\$5,789	2	2.00	\$5,054	0	0.00	\$0	1	1.00	\$3,779
Humboldt	3	1.67	\$4,838	5	2.20	\$6,984	11	5.18	\$18,514	5	3.40	\$13,673	25	3.08	\$20,622
Incline Village	0	0.00	\$0	0	0.00	\$0	0	0.00	\$0	0	0.00	\$0	0	0.00	\$0
Mesa View	17	1.71	\$10,319	22	1.59	\$7,389	27	1.37	\$7,168	43	2.07	\$11,277	37	2.24	\$12,577
Mount Grant	8	3.63	\$7,849	8	3.25	\$11,167	13	2.85	\$8,165	13	2.69	\$8,641	13	2.77	\$8,978
Northeastern	38	2.58	\$15,041	36	2.06	\$15,552	35	2.57	\$20,185	44	2.95	\$27,386	45	2.49	\$24,472
Nye	10	2.00	\$7,558	10	1.70	\$10,499	10	1.10	\$8,967	8	2.00	\$8,796	4	1.75	\$8,850
Pershing	6	2.33	\$7,873	2	2.00	\$11,509	4	2.75	\$9,891	1	1.00	\$1,579	1	2.00	\$10,991
South Lyon	10	1.30	\$3,857	7	2.29	\$7,945	8	1.25	\$5,040	9	1.89	\$7,575	6	2.00	\$8,932
William Bee Ririe	13	1.92	\$6,906	16	2.56	\$10,452	11	2.55	\$9,351	6	4.00	\$17,563	14	2.07	\$8,500
TOTAL	225	2.47	\$10,873	221	2.34	\$12,084	252	2.50	\$13,160	289	2.36	\$13,530	328	2.43	\$14,853
ALL COUNTIES	3,714	2.91	\$23,318	4,120	3.00	\$24,952	4,246	3.12	\$27,329	4,292	2.88	\$28,494	4,253	2.93	\$31,207

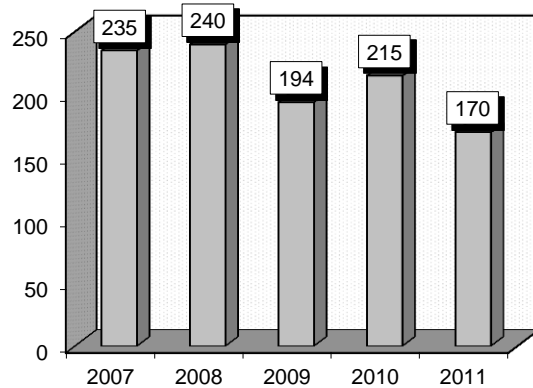
Angina Pectoris

Diagnoses: that frequently accompanied angina pectoris were: 1) Intermediate coronary syndrome (4111), 2) Hypertension (4019), 3) Tobacco use disorder (3051), 4) Hyperlipidemia (2724), 5) Diabetes Mellitus II without mention of complication (25000), 6) Coronary atherosclerosis (41400).

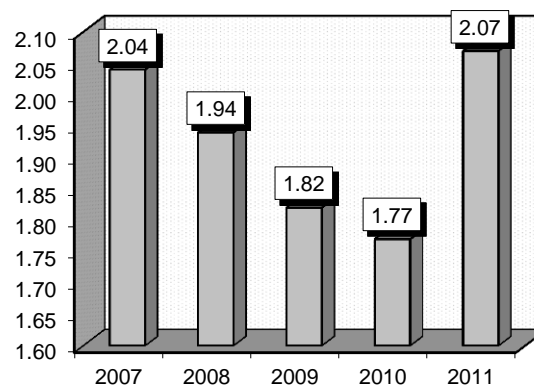
Definitions: **Chest pain:** A physical complaint that requires immediate diagnosis and evaluation. Chest pain can be a sign of cardiac disease, such as angina pectoris, myocardial infarction (AKA heart attack), pericarditis, or of pulmonary (lung) disease, such as pleurisy, pneumonia or pulmonary embolism or infarction. Use of illegal drugs such as cocaine may also cause chest pain. Less common, but also life-threatening conditions that cause chest pain include aortic dissection and pneumothorax. **Angina:** A spasmodic choking feeling at rest. **Hypertension:** Elevated blood pressure persistently exceeding 140/90. Essential hypertension, the most common kind, has no single identifiable cause. **Hyperlipidemia:** Elevated levels of lipids in the blood stream including cholesterol. **Diabetes mellitus:** A group of disorders in which the body is unable to competently process blood sugars leading to hyperglycemia. This can lead to a host of ailments including poor circulation, kidney disorders and blindness. **Hyperglycemia:** A condition in which an excessive amount of glucose circulates in the blood plasma. **Ischemia:** Localized tissue anemia due to obstruction of arterial blood flow. **Atherosclerosis:** Clogging, hardening and narrow of the arteries and blood vessels.

Gender	2007			2008			2009			2010			2011		
	Cases	Avg LOS	Avg Bill	Cases	Avg LOS	Avg Bill	Cases	Avg LOS	Avg Bill	Cases	Avg LOS	Avg Bill	Cases	Avg LOS	Avg Bill
Male	107	2.32	\$20,208	137	1.81	\$18,855	97	1.78	\$19,464	119	1.75	\$18,042	97	2.14	\$21,154
Female	128	1.81	\$17,028	103	2.12	\$18,177	97	1.86	\$17,248	96	1.80	\$16,278	73	1.97	\$21,319
Age Group	Cases	Avg LOS	Avg Bill	Cases	Avg LOS	Avg Bill	Cases	Avg LOS	Avg Bill	Cases	Avg LOS	Avg Bill	Cases	Avg LOS	Avg Bill
Ages 0-17	0	0.00	\$0	1	2.00	\$13,419	0	0.00	\$0	0	0.00	\$0	0	0.00	\$0
Ages 18-35	5	3.00	\$27,494	2	1.00	\$20,940	2	1.50	\$22,862	3	1.00	\$14,183	2	4.00	\$43,763
Ages 36-49	45	2.51	\$20,605	41	2.22	\$22,720	31	1.35	\$17,933	19	2.26	\$25,597	23	1.43	\$20,978
Ages 50-64	90	1.97	\$18,579	93	1.78	\$18,592	73	1.89	\$20,305	82	1.61	\$17,335	57	1.74	\$21,452
Ages 65+	95	1.84	\$16,894	103	1.99	\$16,888	88	1.93	\$16,786	111	1.83	\$15,850	88	2.41	\$20,629
TOTAL	235	2.04	\$18,476	240	1.94	\$18,564	194	1.82	\$18,356	215	1.77	\$17,254	170	2.07	\$21,224

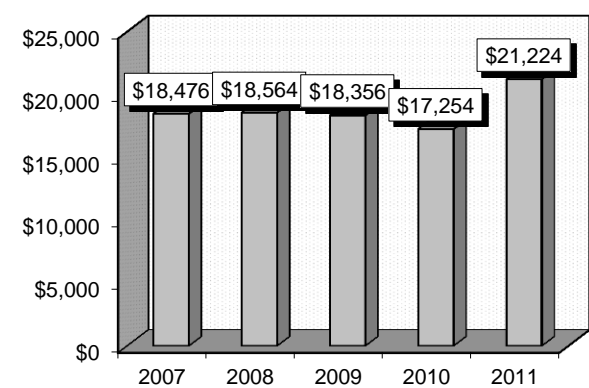
Patient Discharges



Average Length of Stay



Average Billed Charges



County / Hospital	2007			2008			2009			2010			2011		
	Cases	Avg LOS	Avg Bill	Cases	Avg LOS	Avg Bill	Cases	Avg LOS	Avg Bill	Cases	Avg LOS	Avg Bill	Cases	Avg LOS	Avg Bill
CLARK															
Centennial Hills	0	0.00	\$0	11	1.45	\$17,596	8	1.13	\$19,904	10	1.70	\$27,041	5	1.80	\$31,247
Desert Springs	23	1.61	\$20,981	18	2.00	\$23,022	13	1.46	\$22,028	5	1.60	\$18,328	2	1.50	\$24,308
Mountain View	5	1.60	\$17,059	1	4.00	\$31,871	2	2.00	\$33,145	4	2.00	\$24,324	3	1.67	\$28,127
North Vista	15	1.80	\$20,150	13	2.31	\$27,489	12	1.58	\$21,640	5	1.20	\$23,795	8	3.38	\$41,086
Southern Hills	1	5.00	\$29,844	3	2.33	\$17,576	5	1.40	\$16,347	1	1.00	\$16,152	0	0.00	\$0
Spring Valley	7	2.29	\$21,713	13	3.23	\$29,278	12	1.42	\$18,962	10	1.10	\$25,486	1	1.00	\$29,460
St. Rose-Rose de Lima	10	2.10	\$22,367	4	2.25	\$23,534	5	1.60	\$21,653	3	3.33	\$29,769	6	1.83	\$32,401
St. Rose-San Martin	2	2.00	\$24,880	8	2.13	\$19,062	2	1.50	\$17,131	4	1.25	\$21,226	2	3.00	\$27,889
St. Rose-Siena	8	1.13	\$18,077	9	1.44	\$18,725	8	1.38	\$20,579	10	1.50	\$23,242	4	1.00	\$20,367
Summerlin	12	3.83	\$30,842	3	2.67	\$27,725	1	1.00	\$12,757	2	1.00	\$16,182	5	1.80	\$24,680
Sunrise	15	1.87	\$24,398	27	2.44	\$29,946	10	1.80	\$26,018	9	1.56	\$26,174	12	1.75	\$39,124
UMC	23	2.43	\$19,854	10	2.30	\$21,089	4	3.50	\$32,497	8	1.50	\$19,901	9	2.33	\$19,126
Valley	19	3.16	\$27,640	22	1.59	\$15,560	21	2.62	\$26,128	27	1.93	\$27,318	19	1.84	\$27,938
TOTAL	140	2.26	\$22,770	142	2.15	\$23,173	103	1.80	\$22,715	98	1.64	\$24,701	76	2.00	\$29,933
WASHOE															
Carson Tahoe	4	1.00	\$11,661	9	2.22	\$13,837	3	3.33	\$29,008	3	1.67	\$15,568	4	1.50	\$13,329
Northern Nevada	3	1.33	\$14,514	2	1.00	\$16,723	3	1.33	\$14,629	1	3.00	\$25,719	0	0.00	\$0
Renown Regional	20	1.50	\$16,078	18	1.22	\$14,390	9	1.33	\$23,631	16	2.00	\$17,344	17	2.65	\$21,307
Renown S. Meadows	13	1.62	\$17,375	11	1.36	\$13,710	12	1.25	\$17,834	8	1.50	\$13,763	3	1.33	\$15,841
Saint Mary's	4	2.00	\$12,196	1	1.00	\$8,403	2	2.00	\$11,119	2	2.50	\$11,963	2	1.00	\$18,207
Sierra Surgery	0	0.00	\$0	0	0.00	\$0	0	0.00	\$0	0	0.00	\$0	0	0.00	\$0
TOTAL	44	1.52	\$15,600	41	1.46	\$14,054	29	1.55	\$19,994	30	1.90	\$16,132	26	2.19	\$19,210
RURAL															
Battle Mountain	0	0.00	\$0	0	0.00	\$0	0	0.00	\$0	0	0.00	\$0	0	0.00	\$0
Boulder City	3	1.67	\$2,481	5	2.20	\$6,304	3	2.00	\$9,048	4	1.50	\$7,606	4	1.00	\$4,701
Carson Valley	1	2.00	\$17,166	2	1.50	\$18,698	1	1.00	\$7,681	0	0.00	\$0	1	2.00	\$29,818
Churchill	10	1.60	\$12,243	20	1.70	\$11,797	13	1.38	\$11,188	3	2.00	\$16,612	6	1.33	\$9,392
Desert View	0	0.00	\$0	0	0.00	\$0	7	2.14	\$13,787	17	1.47	\$9,236	11	1.55	\$9,271
Grover C. Dils	0	0.00	\$0	0	0.00	\$0	0	0.00	\$0	0	0.00	\$0	0	0.00	\$0
Humboldt	1	4.00	\$10,745	1	3.00	\$11,950	1	1.00	\$2,225	0	0.00	\$0	9	1.89	\$13,333
Incline Village	0	0.00	\$0	0	0.00	\$0	0	0.00	\$0	0	0.00	\$0	0	0.00	\$0
Mesa View	1	1.00	\$7,242	0	0.00	\$0	3	1.67	\$8,203	6	1.33	\$9,281	2	1.00	\$11,808
Mount Grant	9	1.89	\$4,942	4	2.00	\$7,287	15	1.80	\$4,852	42	2.19	\$6,881	20	3.45	\$11,931
Northeastern	3	2.00	\$24,290	1	1.00	\$9,072	3	2.67	\$30,143	6	1.67	\$24,264	8	1.50	\$20,703
Nye	12	1.50	\$8,727	11	1.36	\$9,451	7	1.86	\$11,131	4	1.25	\$7,902	5	2.00	\$12,818
Pershing	2	1.50	\$3,161	0	0.00	\$0	0	0.00	\$0	0	0.00	\$0	0	0.00	\$0
South Lyon	0	0.00	\$0	4	1.25	\$5,863	2	6.50	\$3,124	0	0.00	\$0	1	1.00	\$11,000
William Bee Ririe	9	2.67	\$8,233	9	2.22	\$11,787	7	2.29	\$12,944	5	2.20	\$9,177	1	1.00	\$3,904
TOTAL	51	1.88	\$9,167	57	1.75	\$10,325	62	1.98	\$10,348	87	1.87	\$9,253	68	2.10	\$12,262
ALL COUNTIES	235	2.04	\$18,476	240	1.94	\$18,564	194	1.82	\$18,356	215	1.77	\$17,254	170	2.07	\$21,224

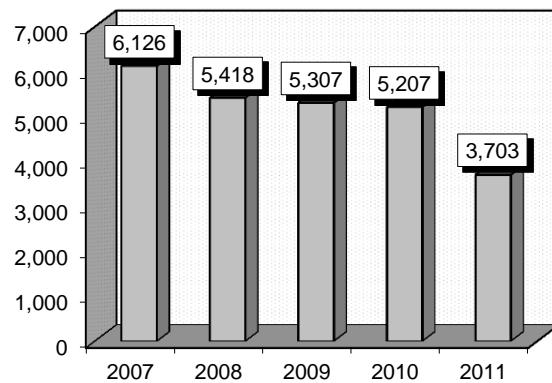
Chest Pain

Diagnoses: that frequently accompanied chest pain were: 1) Hypertension (4019), 2) Tobacco use disorder (3051), 3) Hyperlipidemia (2724), 4) Diabetes Mellitus II without mention of complication (25000), 5) Chronic ischemic heart disease of the native coronary artery (41401).

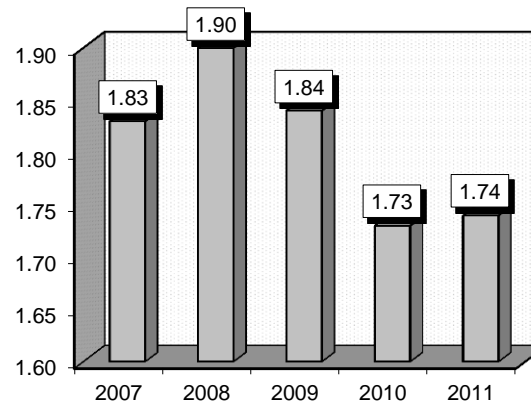
Definitions: Chest pain: A physical complaint that requires immediate diagnosis and evaluation. Chest pain can be a sign of cardiac disease, such as angina pectoris, myocardial infarction (AKA heart attack), pericarditis, or of pulmonary (lung) disease, such as pleurisy, pneumonia or pulmonary embolism or infarction. Use of illegal drugs such as cocaine may also cause chest pain. Less common, but also life-threatening conditions that cause chest pain include aortic dissection and pneumothorax. **Angina:** A spasmodic choking feeling at rest. **Aortic dissection:** A localized dilation of the aorta, characterized by longitudinal separation of the outer and middle layers of the vascular wall. **Hypertension:** Elevated blood pressure persistently exceeding 140/90. Essential hypertension, the most common kind, has no single identifiable cause. **Hyperlipidemia:** Elevated levels of lipids in the blood stream including cholesterol. **Diabetes mellitus:** A group of disorders in which the body is unable to competently process blood sugars leading to hyperglycemia. This can lead to a host of ailments including poor circulation, kidney disorders and blindness. **Hyperglycemia:** A condition in which an excessive amount of glucose circulates in the blood plasma. **Ischemia:** Localized tissue anemia due to obstruction of arterial blood flow.

Gender	2007			2008			2009			2010			2011		
	Cases	Avg LOS	Avg Bill	Cases	Avg LOS	Avg Bill	Cases	Avg LOS	Avg Bill	Cases	Avg LOS	Avg Bill	Cases	Avg LOS	Avg Bill
Male	3,002	1.83	\$18,603	2,579	1.87	\$20,677	2,485	1.84	\$21,772	2,613	1.76	\$23,025	1,802	1.73	\$25,589
Female	3,124	1.83	\$19,886	2,839	1.93	\$20,743	2,822	1.84	\$23,082	2,594	1.70	\$23,704	1,901	1.75	\$26,300
Age Group	Cases	Avg LOS	Avg Bill	Cases	Avg LOS	Avg Bill	Cases	Avg LOS	Avg Bill	Cases	Avg LOS	Avg Bill	Cases	Avg LOS	Avg Bill
Ages 0-17	10	1.50	\$6,266	12	1.33	\$10,193	2	1.00	\$5,451	7	1.43	\$15,522	5	1.20	\$9,586
Ages 18-35	413	1.70	\$18,528	335	1.76	\$20,574	285	1.67	\$22,894	262	1.65	\$22,684	179	1.64	\$25,602
Ages 36-49	1,666	1.73	\$19,238	1,425	1.80	\$20,920	1,376	1.86	\$22,811	1,164	1.81	\$25,334	763	1.65	\$26,053
Ages 50-64	2,191	1.88	\$19,488	1,920	1.84	\$20,859	1,861	1.90	\$22,719	1,864	1.71	\$22,924	1,329	1.74	\$25,777
Ages 65+	1,846	1.89	\$19,235	1,726	2.08	\$20,475	1,783	1.79	\$21,894	1,910	1.71	\$22,713	1,427	1.81	\$26,167
TOTAL	6,126	1.83	\$19,257	5,418	1.90	\$20,712	5,307	1.84	\$22,468	5,207	1.73	\$23,363	3,703	1.74	\$25,954

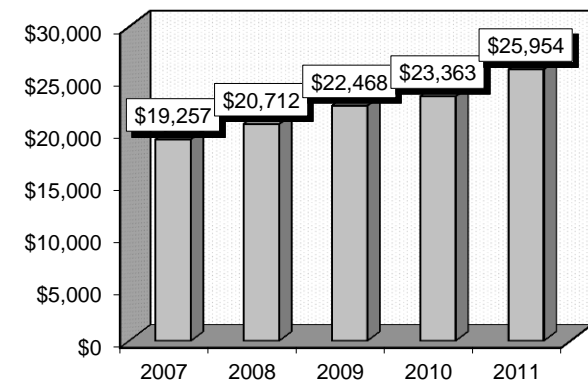
Patient Discharges



Average Length of Stay



Average Billed Charges



County / Hospital	2007			2008			2009			2010			2011		
	Cases	Avg LOS	Avg Bill	Cases	Avg LOS	Avg Bill	Cases	Avg LOS	Avg Bill	Cases	Avg LOS	Avg Bill	Cases	Avg LOS	Avg Bill
CLARK															
Centennial Hills	0	0.00	\$0	278	1.67	\$22,374	417	1.59	\$22,867	257	1.59	\$27,255	200	1.60	\$29,548
Desert Springs	568	2.01	\$21,429	505	1.95	\$24,187	517	2.00	\$25,366	490	1.81	\$27,103	313	1.82	\$29,980
Mountain View	309	1.66	\$18,789	249	1.80	\$21,127	341	2.01	\$26,439	440	1.90	\$28,320	338	1.76	\$31,151
North Vista	268	1.97	\$22,137	251	1.96	\$22,731	182	1.84	\$24,798	97	1.89	\$27,572	58	1.81	\$28,017
Southern Hills	216	1.53	\$16,528	108	1.47	\$17,537	106	1.42	\$19,219	89	1.43	\$18,112	95	1.37	\$21,269
Spring Valley	389	1.88	\$21,270	530	1.62	\$21,692	452	1.67	\$25,472	356	1.47	\$29,806	207	1.62	\$37,002
St. Rose-Rose de Lima	323	1.72	\$21,229	222	1.82	\$20,911	155	2.09	\$22,348	181	1.69	\$22,147	87	1.61	\$25,140
St. Rose-San Martin	135	1.69	\$19,192	143	1.90	\$19,309	123	1.94	\$23,006	149	1.80	\$23,185	115	1.82	\$22,952
St. Rose-Siena	319	1.53	\$20,826	172	1.77	\$20,966	167	1.68	\$20,983	258	1.62	\$21,078	82	1.67	\$27,164
Summerlin	347	1.85	\$24,002	370	1.62	\$22,201	367	1.68	\$24,770	421	1.47	\$24,847	246	1.67	\$29,977
Sunrise	390	2.42	\$28,017	412	2.21	\$27,880	286	2.40	\$31,968	225	2.09	\$32,670	298	2.04	\$34,760
UMC	920	1.93	\$17,781	539	2.03	\$19,765	543	2.02	\$21,394	510	1.90	\$20,266	353	1.75	\$20,175
Valley	643	2.11	\$19,264	595	2.04	\$19,606	636	1.94	\$22,108	544	1.98	\$26,322	310	1.85	\$31,081
TOTAL	4,827	1.91	\$20,685	4,374	1.88	\$21,907	4,292	1.89	\$24,100	4,017	1.77	\$25,644	2,702	1.76	\$29,116
WASHOE															
Carson Tahoe	213	1.41	\$13,562	156	1.49	\$14,347	140	1.52	\$15,129	83	1.43	\$16,697	70	1.81	\$18,631
Northern Nevada	50	1.50	\$17,523	66	1.33	\$17,930	24	1.42	\$20,105	23	1.78	\$24,576	15	1.87	\$23,737
Renown Regional	492	1.56	\$16,368	416	1.78	\$18,907	361	1.80	\$20,297	440	1.79	\$21,416	429	1.85	\$22,639
Renown S. Meadows	86	1.42	\$15,796	61	1.56	\$18,892	60	1.38	\$19,227	77	1.34	\$19,244	57	1.26	\$21,383
Saint Mary's	136	1.54	\$11,716	103	1.66	\$13,906	75	1.87	\$15,597	42	1.57	\$15,878	30	2.17	\$21,372
Sierra Surgery	0	0.00	\$0	0	0.00	\$0	0	0.00	\$0	0	0.00	\$0	0	0.00	\$0
TOTAL	977	1.51	\$15,118	802	1.66	\$17,296	660	1.70	\$18,562	665	1.68	\$20,335	601	1.80	\$22,017
RURAL															
Battle Mountain	2	2.00	\$2,358	1	1.00	\$5,941	2	1.00	\$6,566	0	0.00	\$0	0	0.00	\$0
Boulder City	39	1.74	\$9,040	35	11.94	\$5,361	21	1.81	\$8,143	19	1.47	\$8,034	11	1.82	\$7,838
Carson Valley	55	1.62	\$14,753	22	1.86	\$17,497	7	1.00	\$9,616	8	1.38	\$14,124	5	1.40	\$15,322
Churchill	86	1.76	\$11,457	76	1.57	\$12,076	87	1.98	\$13,208	89	1.46	\$10,634	63	1.51	\$11,800
Desert View	0	0.00	\$0	23	1.43	\$7,028	108	1.52	\$10,124	245	1.64	\$9,488	177	1.66	\$9,107
Grover C. Dils	1	1.00	\$6,988	0	0.00	\$0	0	0.00	\$0	2	1.00	\$5,232	0	0.00	\$0
Humboldt	1	1.00	\$872	12	2.92	\$9,781	11	1.73	\$6,914	5	1.60	\$4,793	52	1.46	\$12,922
Incline Village	0	0.00	\$0	0	0.00	\$0	0	0.00	\$0	0	0.00	\$0	0	0.00	\$0
Mesa View	7	1.29	\$8,835	9	1.22	\$6,105	75	1.09	\$6,971	81	1.12	\$8,244	38	1.26	\$8,773
Mount Grant	8	1.63	\$3,044	5	2.20	\$7,022	15	2.00	\$5,057	17	2.00	\$7,955	11	1.45	\$4,080
Northeastern	85	1.26	\$10,351	38	1.47	\$12,088	17	1.71	\$16,301	31	1.58	\$17,132	26	1.38	\$18,375
Nye	8	1.25	\$8,421	2	1.00	\$9,864	4	1.00	\$5,651	12	1.17	\$7,746	10	1.30	\$9,130
Pershing	2	1.00	\$8,256	0	0.00	\$0	0	0.00	\$0	1	1.00	\$3,073	0	0.00	\$0
South Lyon	5	2.40	\$4,615	0	0.00	\$0	0	0.00	\$0	5	1.60	\$7,561	1	1.00	\$3,104
William Bee Ririe	23	1.65	\$5,193	19	1.74	\$9,432	8	1.50	\$10,208	10	1.10	\$7,933	6	1.67	\$10,524
TOTAL	322	1.57	\$10,417	242	3.14	\$10,428	355	1.57	\$10,000	525	1.50	\$9,749	400	1.54	\$10,509
ALL COUNTIES	6,126	1.83	\$19,257	5,418	1.90	\$20,712	5,307	1.84	\$22,468	5,207	1.73	\$23,363	3,703	1.74	\$25,954

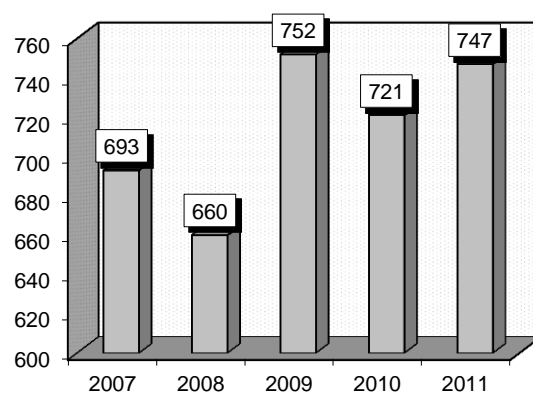
Stomach, Esophageal & Duodenal Procedures

Diagnoses and Procedures: that frequently accompanied stomach, esophageal & duodenal procedures were: 1) Diaphragmatic hernia without mention of obstruction or gangrene (5533), 2) Congenital hypertrophic pyloric stenosis (7505), 3) Esophageal reflux (53081), 4) Laparoscopic procedures for creation of esophagogastric sphincteric competence (4467), 5) Pyloromyotomy (433), 6) Suture of duodenal ulcer site (4442), 7) Partial gastrectomy with anastomosis to jejunum (437) .

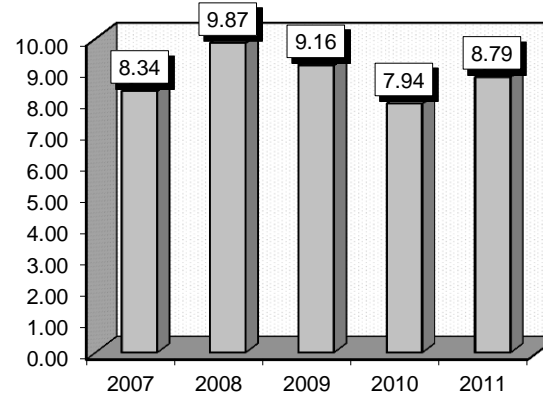
Definitions: **Esophagus:** The tube from the pharynx (below the throat) to the stomach. The gullet. **Duodenal:** The beginning part of the small intestines, starting directly below the stomach. **Jejunum:** The section of the small intestine between the duodenum and the ileum. **Ileum:** The section of the small intestine from the jejunum to the cecum. **Cecum:** A small sac like area at the end of the small intestines, and the beginning of the large intestine. **Pyloric Sphincter:** A ring of smooth muscles at the bottom of the stomach. **Pyloric Stenosis :** A narrowing of the pyloric sphincter that prevents food from entering the small intestines. **Pyloromyotomy:** An incision into the pyloric canal to relieve the symptoms of pyloric stenosis. **Anastomosis :** A surgical connection between two normally separated organs.

Gender	2007			2008			2009			2010			2011		
	Cases	Avg LOS	Avg Bill	Cases	Avg LOS	Avg Bill	Cases	Avg LOS	Avg Bill	Cases	Avg LOS	Avg Bill	Cases	Avg LOS	Avg Bill
Male	371	8.55	\$92,741	327	10.13	\$104,760	378	9.80	\$114,671	340	8.22	\$110,135	363	9.12	\$126,391
Female	322	8.10	\$80,451	333	9.62	\$103,457	374	8.52	\$96,990	381	7.69	\$98,035	384	8.48	\$117,221
Age Group	Cases	Avg LOS	Avg Bill	Cases	Avg LOS	Avg Bill	Cases	Avg LOS	Avg Bill	Cases	Avg LOS	Avg Bill	Cases	Avg LOS	Avg Bill
Ages 0-17	151	4.98	\$35,999	113	5.41	\$38,847	135	5.74	\$45,420	103	4.70	\$43,170	114	5.41	\$48,233
Ages 18-35	56	8.04	\$74,063	57	7.02	\$75,483	41	8.02	\$85,456	49	6.51	\$80,300	45	6.73	\$90,712
Ages 36-49	103	7.92	\$76,604	107	10.38	\$109,772	114	6.68	\$78,894	87	8.09	\$108,816	90	6.90	\$104,861
Ages 50-64	177	9.53	\$111,018	178	10.64	\$118,287	203	10.36	\$126,874	212	7.53	\$101,795	221	8.33	\$116,966
Ages 65+	206	10.07	\$112,566	205	12.19	\$132,755	259	11.28	\$136,043	270	9.71	\$130,994	277	11.51	\$166,156
TOTAL	693	8.34	\$87,031	660	9.87	\$104,103	752	9.16	\$105,877	721	7.94	\$103,741	747	8.79	\$121,677

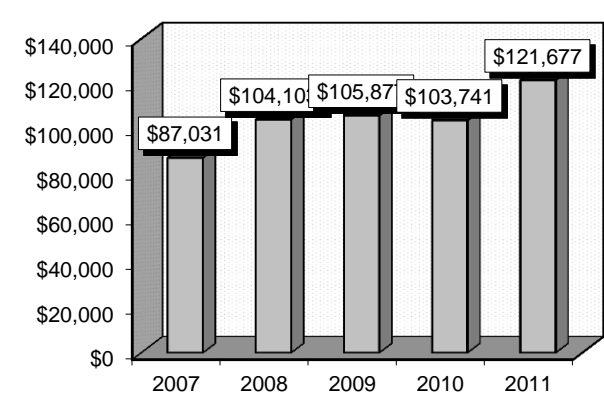
Patient Discharges



Average Length of Stay



Average Billed Charges



County / Hospital	2007			2008			2009			2010			2011		
	Cases	Avg LOS	Avg Bill	Cases	Avg LOS	Avg Bill	Cases	Avg LOS	Avg Bill	Cases	Avg LOS	Avg Bill	Cases	Avg LOS	Avg Bill
CLARK															
Centennial Hills	0	0.00	\$0	14	11.79	\$130,112	16	12.50	\$130,386	15	6.00	\$97,373	20	11.75	\$216,363
Desert Springs	44	9.11	\$110,833	31	21.19	\$246,624	37	12.03	\$148,686	31	13.71	\$204,141	35	7.17	\$128,628
Mountain View	25	5.80	\$74,267	23	10.13	\$103,124	31	10.35	\$123,421	37	5.81	\$89,496	38	5.45	\$103,290
North Vista	35	7.14	\$107,897	22	10.95	\$136,454	14	14.79	\$217,547	8	9.63	\$217,353	13	3.69	\$47,671
Southern Hills	7	14.43	\$193,171	10	14.40	\$152,116	10	13.90	\$150,288	15	10.73	\$153,681	12	9.58	\$145,634
Spring Valley	20	11.95	\$159,225	22	7.41	\$82,837	21	9.76	\$148,426	24	11.13	\$135,088	26	10.96	\$195,713
St. Rose-Rose de Lima	16	13.00	\$149,824	15	12.47	\$139,847	17	7.88	\$94,164	20	7.15	\$105,344	12	7.33	\$90,202
St. Rose-San Martin	10	5.60	\$74,678	34	10.62	\$115,303	50	9.58	\$131,845	54	8.44	\$121,706	55	12.36	\$192,327
St. Rose-Siena	38	8.34	\$89,923	40	10.55	\$111,841	41	11.37	\$130,737	39	10.26	\$122,045	39	11.21	\$133,846
Summerlin	50	6.72	\$65,504	48	6.79	\$76,758	58	8.74	\$109,211	53	7.40	\$127,853	39	5.87	\$109,008
Sunrise	119	9.87	\$106,594	84	8.86	\$94,728	84	9.89	\$123,681	73	8.51	\$117,682	87	10.11	\$135,424
UMC	55	9.22	\$105,645	68	14.59	\$146,196	68	10.57	\$124,651	59	7.75	\$98,894	82	10.94	\$136,739
Valley	40	8.00	\$92,536	29	11.45	\$161,874	34	10.47	\$134,945	28	9.89	\$182,322	41	15.00	\$236,997
TOTAL	459	8.83	\$102,569	440	11.29	\$124,894	481	10.41	\$129,772	456	8.73	\$127,482	499	9.95	\$148,403
WASHOE															
Carson Tahoe	19	8.11	\$88,210	23	7.48	\$83,380	33	6.30	\$74,263	19	9.26	\$106,404	19	7.68	\$88,263
Northern Nevada	7	7.29	\$69,967	5	9.20	\$114,878	7	10.71	\$116,805	5	9.60	\$98,161	12	5.17	\$77,919
Renown Regional	89	9.28	\$61,399	72	9.53	\$69,835	106	8.48	\$61,676	117	7.79	\$60,067	100	7.72	\$64,114
Renown S. Meadows	35	4.40	\$32,062	20	6.20	\$46,709	15	4.80	\$44,078	15	7.73	\$73,226	17	5.41	\$46,216
Saint Mary's	67	6.63	\$56,669	78	5.46	\$57,196	85	5.99	\$66,174	78	4.74	\$59,741	78	5.49	\$75,712
Sierra Surgery	2	2.00	\$19,165	4	3.00	\$21,455	8	2.25	\$25,723	7	1.57	\$24,323	7	1.86	\$22,244
TOTAL	219	7.46	\$57,478	202	7.26	\$64,364	254	7.01	\$64,164	241	6.78	\$64,186	233	6.49	\$68,113
RURAL															
Battle Mountain	0	0.00	\$0	0	0.00	\$0	0	0.00	\$0	0	0.00	\$0	0	0.00	\$0
Boulder City	2	6.00	\$19,707	2	7.00	\$33,865	1	8.00	\$27,801	0	0.00	\$0	0	0.00	\$0
Carson Valley	0	0.00	\$0	0	0.00	\$0	3	3.00	\$31,752	6	5.83	\$78,157	5	3.20	\$41,695
Churchill	7	5.57	\$36,706	13	3.92	\$40,278	5	12.00	\$102,888	11	4.64	\$37,898	3	9.67	\$82,692
Desert View	0	0.00	\$0	0	0.00	\$0	2	3.50	\$19,472	1	2.00	\$18,031	0	0.00	\$0
Grover C. Dils	0	0.00	\$0	0	0.00	\$0	0	0.00	\$0	0	0.00	\$0	0	0.00	\$0
Humboldt	0	0.00	\$0	0	0.00	\$0	2	1.00	\$30,895	0	0.00	\$0	1	11.00	\$98,500
Incline Village	0	0.00	\$0	0	0.00	\$0	0	0.00	\$0	0	0.00	\$0	0	0.00	\$0
Mesa View	0	0.00	\$0	0	0.00	\$0	0	0.00	\$0	3	1.00	\$26,527	2	4.50	\$35,448
Mount Grant	0	0.00	\$0	0	0.00	\$0	0	0.00	\$0	0	0.00	\$0	0	0.00	\$0
Northeastern	6	6.83	\$58,193	3	5.67	\$53,868	4	4.00	\$40,925	3	7.00	\$70,999	4	6.00	\$85,817
Nye	0	0.00	\$0	0	0.00	\$0	0	0.00	\$0	0	0.00	\$0	0	0.00	\$0
Pershing	0	0.00	\$0	0	0.00	\$0	0	0.00	\$0	0	0.00	\$0	0	0.00	\$0
South Lyon	0	0.00	\$0	0	0.00	\$0	0	0.00	\$0	0	0.00	\$0	0	0.00	\$0
William Bee Ririe	0	0.00	\$0	0	0.00	\$0	0	0.00	\$0	0	0.00	\$0	0	0.00	\$0
TOTAL	15	6.13	\$43,034	18	4.56	\$41,830	17	6.00	\$53,055	24	4.67	\$49,851	15	5.93	\$64,614
ALL COUNTIES	693	8.34	\$87,031	660	9.87	\$104,103	752	9.16	\$105,877	721	7.94	\$103,741	747	8.79	\$121,677

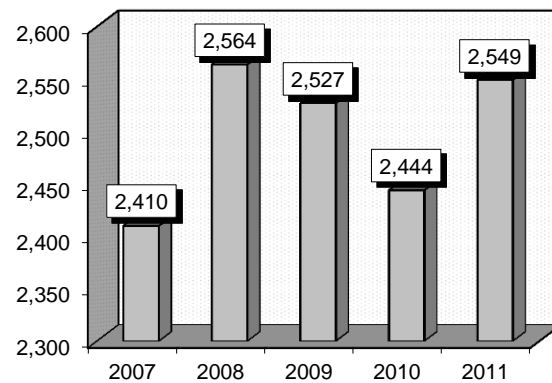
Major Small & Large Bowel Procedures

Procedures: that frequently accompanied major small and large bowel procedures were: 1) Sigmoidectomy (4576), 2) Hemicolectomy (4573,5), 3) Partial excision of large intestine (4579), 4) Partial resection of small intestine (4562), 5) Other Lysis of peritoneal adhesions (5459), 6) Parenteral infusion of concentrated nutritional substances (9915), 7) Transfusion of packed cells (9904), 8) Colostomy (461), 9) Large-to-Large intestinal anastomosis (4594).

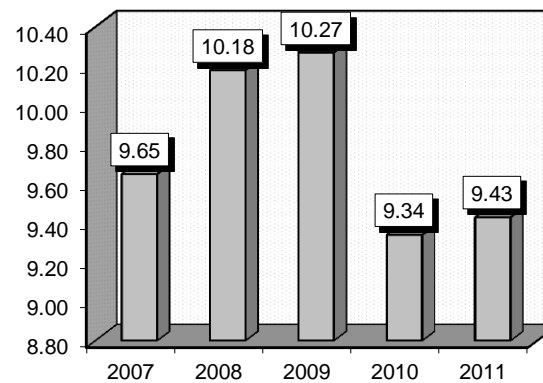
Definitions: **Sigmoidectomy:** Surgical removal of part or all of the sigmoid colon (usually to remove a malignant tumor). **Sigmoid colon:** Portion of the large intestine between the descending colon and the rectum. **Hemicolectomy:** Surgical removal of about half of the right side of the colon with subsequent joining of the remaining colon. **Excision:** Surgical removal of a part of the body, including cancerous growth. **Resection:** A surgical removal of tissue. **Colostomy:** The surgical creation of an opening between the colon and the surface of the body. Part of the colon is brought out onto the abdomen to create a stoma. A bag is placed over this to collect waste material. **Stoma:** A surgically created opening in an organ. **Lysis:** The breakdown of a cell caused by damage to its plasma (outer) membrane. Lysis can be caused by chemical or physical action. **Peritoneum:** The tissue that lines the abdominal wall and pelvic cavity. **Anastomosis:** An operation to connect two body parts. An example is an operation in which a part of the colon is removed and the two remaining ends are rejoined.

Gender	2007			2008			2009			2010			2011		
	Cases	Avg LOS	Avg Bill	Cases	Avg LOS	Avg Bill	Cases	Avg LOS	Avg Bill	Cases	Avg LOS	Avg Bill	Cases	Avg LOS	Avg Bill
Male	1,143	9.67	\$92,142	1,237	10.23	\$99,520	1,230	10.77	\$110,600	1,205	9.59	\$113,636	1,202	9.65	\$125,194
Female	1,267	9.63	\$88,690	1,327	10.13	\$96,510	1,297	9.80	\$100,887	1,239	9.10	\$102,664	1,347	9.23	\$115,781
Age Group	Cases	Avg LOS	Avg Bill	Cases	Avg LOS	Avg Bill	Cases	Avg LOS	Avg Bill	Cases	Avg LOS	Avg Bill	Cases	Avg LOS	Avg Bill
Ages 0-17	75	10.76	\$81,898	78	12.90	\$86,608	63	21.70	\$127,985	57	8.88	\$88,394	42	13.12	\$139,150
Ages 18-35	155	8.94	\$78,035	152	9.43	\$86,616	159	8.45	\$86,701	142	9.18	\$97,007	110	8.29	\$94,617
Ages 36-49	385	9.33	\$83,112	359	8.65	\$81,057	361	9.08	\$90,660	312	9.92	\$100,927	331	8.56	\$103,534
Ages 50-64	720	9.02	\$83,410	786	9.52	\$89,460	760	9.97	\$105,326	757	9.22	\$107,170	815	9.37	\$111,498
Ages 65+	1,075	10.22	\$99,906	1,189	10.98	\$110,881	1,184	10.47	\$111,708	1,176	9.30	\$112,842	1,251	9.68	\$131,933
TOTAL	2,410	9.65	\$90,328	2,564	10.18	\$97,962	2,527	10.27	\$105,614	2,444	9.34	\$108,074	2,549	9.43	\$120,220

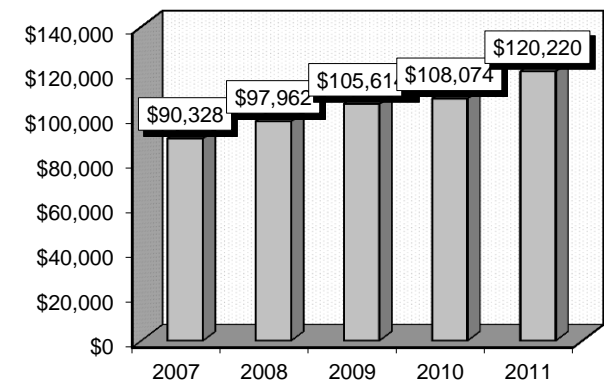
Patient Discharges



Average Length of Stay



Average Billed Charges



County / Hospital	2007			2008			2009			2010			2011		
	Cases	Avg LOS	Avg Bill	Cases	Avg LOS	Avg Bill	Cases	Avg LOS	Avg Bill	Cases	Avg LOS	Avg Bill	Cases	Avg LOS	Avg Bill
CLARK															
Centennial Hills	0	0.00	\$0	67	9.91	\$112,470	60	11.45	\$143,352	82	9.74	\$137,050	75	8.96	\$139,054
Desert Springs	199	10.77	\$110,054	150	11.73	\$139,561	130	10.85	\$136,865	114	11.44	\$159,841	119	10.11	\$162,128
Mountain View	158	9.13	\$94,639	163	10.59	\$116,093	141	11.62	\$132,163	149	9.62	\$133,165	185	8.58	\$127,710
North Vista	41	8.85	\$116,952	40	13.22	\$196,902	30	11.00	\$160,401	26	8.96	\$110,137	22	9.45	\$143,594
Southern Hills	68	7.65	\$66,833	78	10.18	\$103,950	77	9.45	\$94,724	92	10.21	\$150,450	89	9.01	\$120,905
Spring Valley	121	8.50	\$83,218	111	9.24	\$99,187	116	8.81	\$99,222	125	7.98	\$110,941	159	7.73	\$118,363
St. Rose-Rose de Lima	65	11.40	\$118,071	66	12.52	\$129,095	81	11.99	\$131,716	66	9.52	\$111,944	78	9.55	\$111,543
St. Rose-San Martin	66	7.58	\$79,328	78	9.42	\$106,355	73	11.19	\$105,699	87	8.16	\$100,077	119	10.13	\$140,049
St. Rose-Siena	172	9.48	\$98,939	167	10.59	\$98,846	207	9.52	\$103,528	167	9.14	\$108,061	221	9.10	\$112,267
Summerlin	172	9.51	\$109,646	165	10.14	\$121,629	156	10.13	\$138,356	155	9.07	\$124,194	173	10.48	\$178,379
Sunrise	208	10.97	\$104,329	173	11.84	\$118,859	186	10.31	\$117,085	211	9.60	\$126,205	195	10.30	\$158,824
UMC	218	11.42	\$125,038	268	12.25	\$115,976	282	14.57	\$140,858	255	13.09	\$137,416	216	14.12	\$153,324
Valley	159	10.40	\$106,847	153	9.59	\$104,425	132	10.94	\$142,271	124	9.88	\$138,895	132	8.11	\$132,396
TOTAL	1,647	9.98	\$103,824	1,679	10.90	\$116,379	1,671	11.15	\$125,866	1,653	10.02	\$128,348	1,783	9.87	\$139,478
WASHOE															
Carson Tahoe	103	8.85	\$86,471	128	8.43	\$77,554	99	7.16	\$72,566	96	9.08	\$83,986	85	9.07	\$93,042
Northern Nevada	34	11.38	\$98,837	21	9.67	\$117,117	27	9.44	\$90,179	27	8.78	\$90,479	52	7.21	\$80,423
Renown Regional	280	9.21	\$52,202	321	10.35	\$60,226	302	10.19	\$68,421	262	9.05	\$66,347	281	10.24	\$80,854
Renown S. Meadows	33	8.52	\$48,004	27	9.74	\$64,126	30	7.30	\$54,691	33	9.00	\$69,699	16	6.81	\$71,090
Saint Mary's	188	9.58	\$67,702	218	9.02	\$71,999	242	8.40	\$68,612	223	7.09	\$66,385	210	7.59	\$76,117
Sierra Surgery	42	3.02	\$25,326	65	3.92	\$28,539	47	2.89	\$25,883	58	3.53	\$24,159	50	3.52	\$25,631
TOTAL	680	8.95	\$62,146	780	9.09	\$65,386	747	8.61	\$66,591	699	7.96	\$66,372	694	8.51	\$76,677
RURAL															
Battle Mountain	0	0.00	\$0	0	0.00	\$0	0	0.00	\$0	0	0.00	\$0	0	0.00	\$0
Boulder City	10	16.70	\$57,453	7	7.57	\$27,211	4	9.00	\$20,822	0	0.00	\$0	0	0.00	\$0
Carson Valley	0	0.00	\$0	11	6.64	\$51,236	26	6.96	\$64,522	27	7.22	\$63,985	17	7.29	\$73,371
Churchill	28	8.46	\$52,178	28	7.43	\$47,909	29	11.00	\$75,675	22	9.68	\$64,728	13	10.46	\$72,917
Desert View	0	0.00	\$0	15	5.67	\$30,565	11	4.64	\$33,954	0	0.00	\$0	2	2.50	\$27,538
Grover C. Dils	0	0.00	\$0	0	0.00	\$0	0	0.00	\$0	0	0.00	\$0	0	0.00	\$0
Humboldt	13	6.46	\$33,645	8	6.13	\$57,411	6	10.50	\$78,353	7	6.00	\$54,276	6	5.83	\$42,348
Incline Village	0	0.00	\$0	0	0.00	\$0	0	0.00	\$0	0	0.00	\$0	0	0.00	\$0
Mesa View	10	6.40	\$41,398	15	6.93	\$46,223	9	7.56	\$47,420	16	8.00	\$55,996	12	7.08	\$53,189
Mount Grant	0	0.00	\$0	0	0.00	\$0	0	0.00	\$0	0	0.00	\$0	0	0.00	\$0
Northeastern	22	8.59	\$70,272	20	6.45	\$52,161	19	8.42	\$75,211	20	6.05	\$57,666	21	6.81	\$64,637
Nye	0	0.00	\$0	0	0.00	\$0	0	0.00	\$0	0	0.00	\$0	0	0.00	\$0
Pershing	0	0.00	\$0	0	0.00	\$0	0	0.00	\$0	0	0.00	\$0	0	0.00	\$0
South Lyon	0	0.00	\$0	0	0.00	\$0	0	0.00	\$0	0	0.00	\$0	0	0.00	\$0
William Bee Ririe	0	0.00	\$0	1	4.00	\$23,405	5	5.00	\$33,477	0	0.00	\$0	1	1.00	\$36,502
TOTAL	83	8.93	\$53,408	105	6.71	\$45,460	109	8.28	\$62,589	92	7.60	\$60,661	72	7.35	\$63,007
ALL COUNTIES	2,410	9.65	\$90,328	2,564	10.18	\$97,962	2,527	10.27	\$105,614	2,444	9.34	\$108,074	2,549	9.43	\$120,220

Rectal Resection

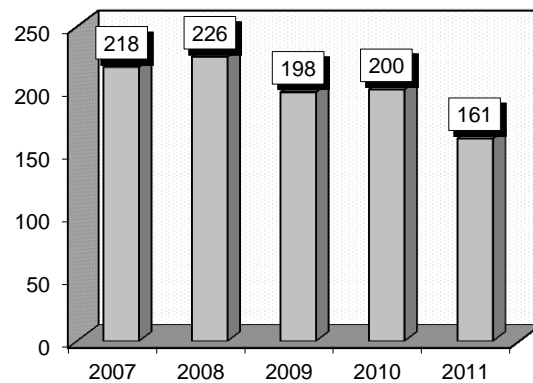
Procedures: that frequently accompanied rectal resection were: 1) Proctosigmoidoscopy (4821-3), 2) Transfusion of packed cells (9904), 3) Anterior resection of rectum with synchronous colostomy (4862), 4) Incidental appendectomy (4719), 5) Other Lysis of peritoneal adhesions (5459), 6) Closure of stoma of large intestine (4652).

Definitions: Resection: A surgical removal of tissue. **Proctosigmoidoscopy:** An examination of the rectum and the lower part of the colon using a thin, lighted instrument called a sigmoidoscope. **Transfusion:** A replacement of bodily fluids or cells. **Anterior:** Anatomical term referring to the front of the body. **Colostomy:** The surgical creation of an opening between the colon and the surface of the body. Part of the colon is brought out onto the abdomen to create a stoma. A bag is placed over this to collect waste material. **Stoma:** A surgically created opening in an organ. **Lysis:** The breakdown of a cell caused by damage to its plasma (outer) membrane. Lysis can be caused by chemical or physical action. **Peritoneum:** The tissue that lines the abdominal wall and pelvic cavity.

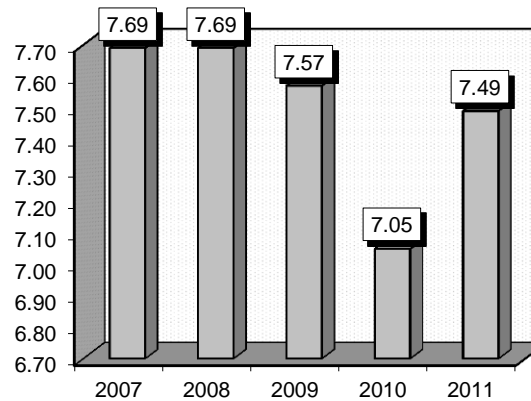
Comments: Rectal resections are performed to repair damage caused to the rectum by diseases of the lower intestinal tract.

	2007			2008			2009			2010			2011		
Gender	Cases	Avg LOS	Avg Bill	Cases	Avg LOS	Avg Bill	Cases	Avg LOS	Avg Bill	Cases	Avg LOS	Avg Bill	Cases	Avg LOS	Avg Bill
Male	113	8.26	\$71,239	108	8.49	\$75,095	115	7.62	\$71,731	108	7.81	\$90,603	73	7.70	\$92,204
Female	105	7.09	\$60,115	118	6.95	\$58,953	83	7.51	\$73,132	92	6.15	\$70,557	88	7.32	\$82,231
Age Group	Cases	Avg LOS	Avg Bill	Cases	Avg LOS	Avg Bill	Cases	Avg LOS	Avg Bill	Cases	Avg LOS	Avg Bill	Cases	Avg LOS	Avg Bill
Ages 0-17	9	5.11	\$32,818	14	4.57	\$39,091	12	9.42	\$69,599	8	9.88	\$72,287	9	7.67	\$61,549
Ages 18-35	4	8.25	\$67,060	3	7.00	\$81,181	3	9.00	\$76,279	3	3.67	\$72,110	0	0.00	\$0
Ages 36-49	25	6.80	\$56,521	24	8.08	\$76,359	24	7.96	\$81,073	21	6.62	\$72,297	11	6.55	\$73,060
Ages 50-64	65	6.77	\$59,237	67	6.76	\$55,474	51	7.37	\$73,694	64	6.70	\$81,233	59	6.76	\$80,613
Ages 65+	115	8.59	\$74,218	118	8.52	\$73,953	108	7.33	\$69,915	104	7.23	\$84,275	82	8.12	\$95,774
TOTAL	218	7.69	\$65,881	226	7.69	\$66,667	198	7.57	\$72,318	200	7.05	\$81,382	161	7.49	\$86,753

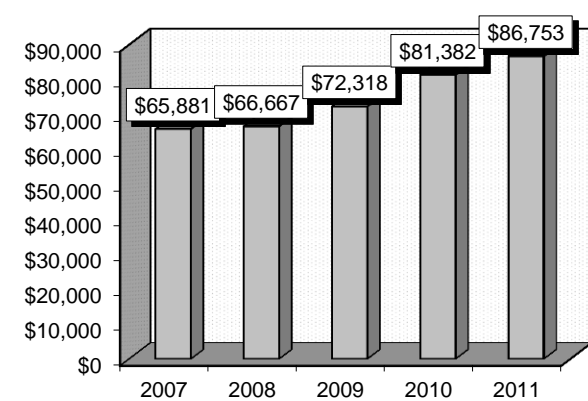
Patient Discharges



Average Length of Stay



Average Billed Charges



County / Hospital	2007			2008			2009			2010			2011		
	Cases	Avg LOS	Avg Bill	Cases	Avg LOS	Avg Bill	Cases	Avg LOS	Avg Bill	Cases	Avg LOS	Avg Bill	Cases	Avg LOS	Avg Bill
CLARK															
Centennial Hills	0	0.00	\$0	2	12.50	\$125,479	2	6.00	\$72,028	6	6.33	\$88,507	1	5.00	\$57,504
Desert Springs	9	12.33	\$130,807	8	8.50	\$87,345	6	7.17	\$75,767	6	10.83	\$156,430	3	6.00	\$96,278
Mountain View	15	8.13	\$68,472	9	8.22	\$81,289	14	7.86	\$75,887	8	5.88	\$91,655	15	8.73	\$116,650
North Vista	2	14.50	\$178,079	0	0.00	\$0	0	0.00	\$0	0	0.00	\$0	0	0.00	\$0
Southern Hills	5	8.40	\$66,857	6	6.50	\$60,405	4	8.50	\$99,526	2	7.50	\$107,007	3	2.67	\$46,069
Spring Valley	6	14.67	\$177,924	16	6.75	\$65,248	13	6.69	\$82,853	15	6.00	\$76,633	17	5.24	\$78,044
St. Rose-Rose de Lima	2	10.00	\$75,123	3	9.00	\$76,682	2	8.00	\$62,104	2	7.00	\$86,482	0	0.00	\$0
St. Rose-San Martin	6	7.00	\$60,375	5	6.80	\$68,734	2	11.50	\$88,646	3	4.67	\$85,809	8	4.88	\$68,966
St. Rose-Siena	8	6.38	\$54,876	18	9.06	\$82,196	18	8.28	\$83,103	19	7.00	\$80,845	8	9.25	\$95,993
Summerlin	15	9.80	\$96,213	8	5.88	\$54,709	22	6.59	\$75,413	9	8.56	\$107,188	12	7.42	\$91,447
Sunrise	19	7.05	\$66,600	25	6.76	\$72,358	19	7.68	\$74,487	22	6.82	\$73,419	15	8.60	\$108,069
UMC	18	7.06	\$67,414	17	11.82	\$101,539	14	10.93	\$115,115	18	9.39	\$107,249	9	21.22	\$155,986
Valley	31	8.29	\$73,641	15	8.00	\$83,334	15	5.13	\$72,543	14	8.43	\$128,147	10	7.70	\$121,263
TOTAL	136	8.60	\$81,756	132	8.14	\$78,513	131	7.60	\$81,738	124	7.50	\$95,462	101	8.42	\$101,145
WASHOE															
Carson Tahoe	7	4.86	\$45,318	11	8.09	\$71,003	6	5.33	\$57,387	5	6.00	\$51,157	7	9.71	\$93,046
Northern Nevada	1	6.00	\$74,689	1	10.00	\$95,354	1	8.00	\$96,837	0	0.00	\$0	4	6.00	\$68,638
Renown Regional	35	6.77	\$34,674	38	8.00	\$45,149	40	6.35	\$40,760	43	6.88	\$54,332	19	5.16	\$46,975
Renown S. Meadows	2	3.50	\$32,993	3	5.33	\$37,572	0	0.00	\$0	0	0.00	\$0	0	0.00	\$0
Saint Mary's	25	6.12	\$44,682	27	6.56	\$54,508	18	11.11	\$79,804	25	5.52	\$69,113	22	5.86	\$77,178
Sierra Surgery	5	3.00	\$26,790	9	3.33	\$29,048	1	4.00	\$35,327	2	4.50	\$35,882	7	4.57	\$24,515
TOTAL	75	6.03	\$38,966	89	7.03	\$49,864	66	7.55	\$53,688	75	6.31	\$58,555	59	5.95	\$62,507
RURAL															
Battle Mountain	0	0.00	\$0	0	0.00	\$0	0	0.00	\$0	0	0.00	\$0	0	0.00	\$0
Boulder City	1	6.00	\$18,845	0	0.00	\$0	0	0.00	\$0	0	0.00	\$0	0	0.00	\$0
Carson Valley	0	0.00	\$0	0	0.00	\$0	0	0.00	\$0	0	0.00	\$0	0	0.00	\$0
Churchill	3	8.67	\$56,107	4	7.50	\$49,101	1	6.00	\$67,903	1	7.00	\$47,490	0	0.00	\$0
Desert View	0	0.00	\$0	0	0.00	\$0	0	0.00	\$0	0	0.00	\$0	0	0.00	\$0
Grover C. Dils	0	0.00	\$0	0	0.00	\$0	0	0.00	\$0	0	0.00	\$0	0	0.00	\$0
Humboldt	1	9.00	\$34,257	0	0.00	\$0	0	0.00	\$0	0	0.00	\$0	0	0.00	\$0
Incline Village	0	0.00	\$0	0	0.00	\$0	0	0.00	\$0	0	0.00	\$0	0	0.00	\$0
Mesa View	0	0.00	\$0	1	6.00	\$68,665	0	0.00	\$0	0	0.00	\$0	0	0.00	\$0
Mount Grant	0	0.00	\$0	0	0.00	\$0	0	0.00	\$0	0	0.00	\$0	0	0.00	\$0
Northeastern	2	7.00	\$49,723	0	0.00	\$0	0	0.00	\$0	0	0.00	\$0	1	5.00	\$63,712
Nye	0	0.00	\$0	0	0.00	\$0	0	0.00	\$0	0	0.00	\$0	0	0.00	\$0
Pershing	0	0.00	\$0	0	0.00	\$0	0	0.00	\$0	0	0.00	\$0	0	0.00	\$0
South Lyon	0	0.00	\$0	0	0.00	\$0	0	0.00	\$0	0	0.00	\$0	0	0.00	\$0
William Bee Ririe	0	0.00	\$0	0	0.00	\$0	0	0.00	\$0	0	0.00	\$0	0	0.00	\$0
TOTAL	7	7.86	\$45,838	5	7.20	\$53,013	1	6.00	\$67,903	1	7.00	\$47,490	1	5.00	\$63,712
ALL COUNTIES	218	7.69	\$65,881	226	7.69	\$66,667	198	7.57	\$72,318	200	7.05	\$81,382	161	7.49	\$86,753

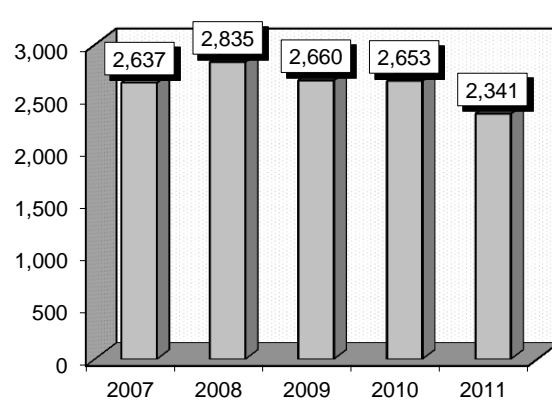
Appendectomy

Diagnoses and Procedures: that frequently accompanied appendectomy were: 1) Acute appendicitis without mention of peritonitis (5409), 2) Acute appendicitis with generalized peritonitis (5400), 3) Acute appendicitis with peritoneal abscess (5401), 4) Laparoscopic appendectomy (4701), 5) Other appendectomy (4709)

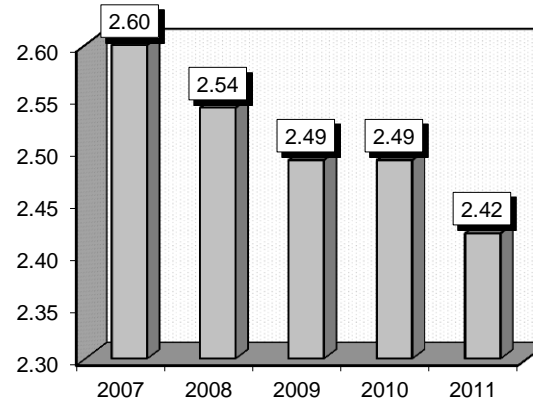
Definitions: Appendectomy: Removal of the appendix. **Appendicitis :** Inflammation of the appendix. **Peritoneum:** The membrane that lines the inside of the abdomen and the abdominal organs. **Peritonitis:** Inflammation of the peritoneum.

Gender	2007			2008			2009			2010			2011		
	Cases	Avg LOS	Avg Bill	Cases	Avg LOS	Avg Bill	Cases	Avg LOS	Avg Bill	Cases	Avg LOS	Avg Bill	Cases	Avg LOS	Avg Bill
Male	1,555	2.60	\$32,774	1,604	2.57	\$33,358	1,487	2.56	\$35,647	1,526	2.48	\$38,440	1,343	2.43	\$40,598
Female	1,082	2.61	\$32,539	1,231	2.50	\$33,319	1,173	2.39	\$34,575	1,127	2.51	\$36,949	998	2.40	\$40,868
Age Group	Cases	Avg LOS	Avg Bill	Cases	Avg LOS	Avg Bill	Cases	Avg LOS	Avg Bill	Cases	Avg LOS	Avg Bill	Cases	Avg LOS	Avg Bill
Ages 0-17	713	2.93	\$29,789	853	2.72	\$30,625	789	2.60	\$31,660	773	2.53	\$33,554	657	2.61	\$36,001
Ages 18-35	910	2.01	\$30,832	883	1.79	\$30,401	838	1.93	\$33,015	794	2.13	\$35,214	678	1.79	\$37,496
Ages 36-49	507	2.45	\$32,536	547	2.30	\$32,696	516	2.30	\$35,270	528	2.22	\$39,083	452	2.23	\$41,639
Ages 50-64	338	3.07	\$37,362	369	3.38	\$40,027	335	2.96	\$39,990	355	3.08	\$45,726	369	2.80	\$44,948
Ages 65+	169	3.91	\$45,853	183	4.28	\$48,637	182	4.23	\$51,219	203	3.46	\$46,972	185	3.70	\$58,528
TOTAL	2,637	2.60	\$32,677	2,835	2.54	\$33,341	2,660	2.49	\$35,175	2,653	2.49	\$37,807	2,341	2.42	\$40,713

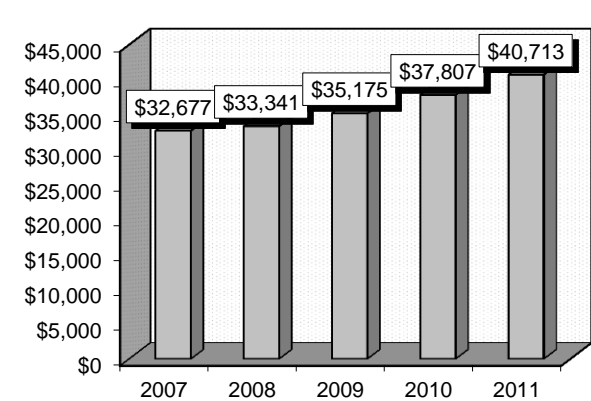
Patient Discharges



Average Length of Stay



Average Billed Charges



County / Hospital	2007			2008			2009			2010			2011		
	Cases	Avg LOS	Avg Bill	Cases	Avg LOS	Avg Bill	Cases	Avg LOS	Avg Bill	Cases	Avg LOS	Avg Bill	Cases	Avg LOS	Avg Bill
CLARK															
Centennial Hills	0	0.00	\$0	103	2.18	\$31,696	102	1.93	\$33,909	92	2.13	\$36,569	80	2.08	\$45,483
Desert Springs	141	2.70	\$38,913	131	2.70	\$41,051	101	2.47	\$42,437	102	2.69	\$51,264	88	2.67	\$58,344
Mountain View	128	2.45	\$34,039	106	2.21	\$34,136	85	2.32	\$38,878	126	2.04	\$38,176	105	2.17	\$42,226
North Vista	90	2.08	\$36,765	73	2.64	\$43,942	75	2.47	\$45,736	46	2.13	\$43,246	31	2.26	\$44,984
Southern Hills	58	1.91	\$27,714	56	2.02	\$27,897	48	2.31	\$36,885	48	1.98	\$38,735	46	1.91	\$38,484
Spring Valley	106	2.33	\$31,659	131	2.10	\$34,673	135	2.13	\$36,782	124	1.76	\$38,924	138	2.14	\$46,369
St. Rose-Rose de Lima	83	2.30	\$36,722	87	2.30	\$38,678	81	3.01	\$41,638	90	2.32	\$43,680	107	2.38	\$45,856
St. Rose-San Martin	70	2.37	\$36,844	67	2.51	\$38,090	74	2.11	\$37,240	106	2.43	\$45,138	93	2.53	\$47,469
St. Rose-Siena	215	2.62	\$36,291	236	2.93	\$38,823	272	2.50	\$40,517	296	2.14	\$40,602	253	2.34	\$41,912
Summerlin	171	2.89	\$34,936	235	2.36	\$33,125	204	2.26	\$35,225	208	2.19	\$39,648	183	2.21	\$43,417
Sunrise	362	3.35	\$34,373	405	2.61	\$32,208	358	2.35	\$32,768	274	3.12	\$39,121	224	3.08	\$44,748
UMC	378	2.56	\$40,184	414	2.74	\$38,864	386	2.67	\$38,800	382	2.31	\$39,714	326	2.45	\$41,796
Valley	111	2.66	\$35,396	82	2.80	\$36,862	100	2.71	\$39,386	96	2.19	\$38,709	55	2.65	\$47,033
TOTAL	1,913	2.68	\$36,111	2,126	2.55	\$36,027	2,021	2.43	\$37,703	1,990	2.33	\$40,535	1,729	2.43	\$44,463
WASHOE															
Carson Tahoe	101	1.42	\$26,302	128	2.02	\$28,804	83	2.00	\$31,489	65	2.25	\$33,021	69	2.25	\$34,949
Northern Nevada	85	2.39	\$32,764	87	2.72	\$32,730	65	2.43	\$29,156	67	5.27	\$32,575	69	1.59	\$33,682
Renown Regional	223	2.53	\$21,965	180	2.78	\$22,776	163	3.29	\$28,003	190	2.97	\$28,911	185	2.70	\$28,843
Renown S. Meadows	35	2.86	\$23,467	25	2.44	\$23,443	25	2.04	\$23,980	40	2.20	\$27,621	22	3.32	\$37,132
Saint Mary's	89	3.24	\$28,770	106	2.65	\$27,960	93	3.48	\$32,957	90	3.69	\$37,188	82	2.67	\$34,382
Sierra Surgery	1	2.00	\$15,563	0	0.00	\$0	3	4.00	\$18,665	0	0.00	\$0	0	0.00	\$0
TOTAL	534	2.44	\$25,725	526	2.54	\$26,966	432	2.89	\$29,615	452	3.28	\$31,579	427	2.47	\$32,102
RURAL															
Battle Mountain	0	0.00	\$0	0	0.00	\$0	0	0.00	\$0	0	0.00	\$0	0	0.00	\$0
Boulder City	15	3.20	\$19,967	8	1.38	\$18,036	6	3.00	\$18,817	1	1.00	\$14,360	0	0.00	\$0
Carson Valley	1	1.00	\$15,590	6	2.67	\$23,894	10	2.20	\$17,086	19	1.95	\$22,447	6	2.33	\$31,178
Churchill	60	1.83	\$19,669	58	1.83	\$20,795	66	2.23	\$24,522	57	2.19	\$24,878	47	1.81	\$24,815
Desert View	0	0.00	\$0	19	2.05	\$12,833	13	1.92	\$13,930	11	1.45	\$11,818	2	2.00	\$15,171
Grover C. Dils	0	0.00	\$0	0	0.00	\$0	0	0.00	\$0	0	0.00	\$0	0	0.00	\$0
Humboldt	11	2.91	\$15,219	20	2.85	\$26,090	33	1.85	\$25,644	22	2.50	\$31,080	33	2.15	\$25,829
Incline Village	0	0.00	\$0	0	0.00	\$0	0	0.00	\$0	0	0.00	\$0	0	0.00	\$0
Mesa View	16	2.06	\$20,372	12	2.67	\$24,605	13	2.77	\$21,817	7	1.71	\$18,716	17	2.18	\$25,897
Mount Grant	0	0.00	\$0	0	0.00	\$0	0	0.00	\$0	0	0.00	\$0	0	0.00	\$0
Northeastern	69	2.58	\$17,607	53	2.64	\$20,681	53	2.42	\$21,434	75	2.63	\$27,497	68	2.41	\$26,465
Nye	0	0.00	\$0	0	0.00	\$0	0	0.00	\$0	0	0.00	\$0	0	0.00	\$0
Pershing	0	0.00	\$0	0	0.00	\$0	0	0.00	\$0	0	0.00	\$0	0	0.00	\$0
South Lyon	0	0.00	\$0	0	0.00	\$0	0	0.00	\$0	0	0.00	\$0	0	0.00	\$0
William Bee Ririe	18	1.61	\$8,242	7	3.00	\$13,413	13	1.62	\$17,235	19	2.47	\$26,096	12	2.00	\$20,798
TOTAL	190	2.27	\$17,641	183	2.31	\$20,462	207	2.21	\$22,093	211	2.32	\$25,411	185	2.16	\$25,543
ALL COUNTIES	2,637	2.60	\$32,677	2,835	2.54	\$33,341	2,660	2.49	\$35,175	2,653	2.49	\$37,807	2,341	2.42	\$40,713

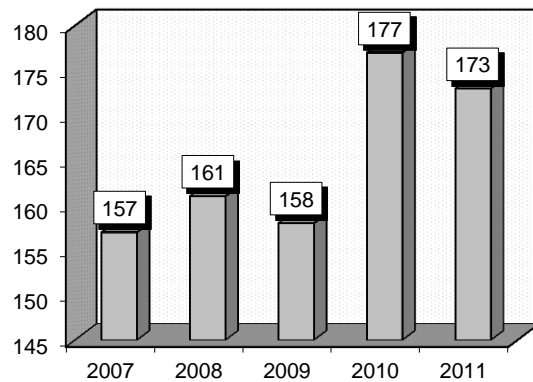
Minor Small & Large Bowel Procedures

Procedures: Procedures that frequently accompanied minor small and large bowel procedures were: 1) Closure of stoma of large intestine (4652), 2) Transfusion of packed cells (9904), 3) Venous catheterization (3893), 4) Flexible sigmoidoscopy (4524), 5) Incision of large intestine (4503), 6) Colonoscopy (4523).

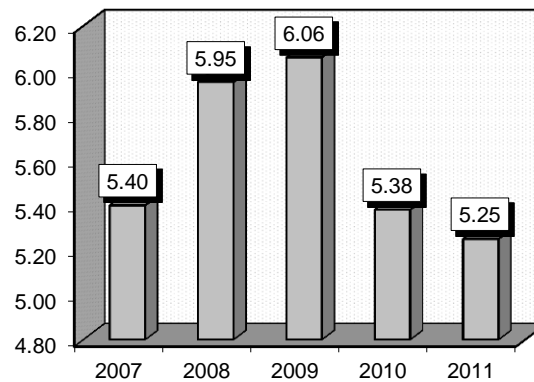
Definitions: **Stoma:** A surgically created opening in an organ. **Transfusion:** A replacement of bodily fluids or cells. **Catheterization:** Passage of a tubular, flexible surgical instrument into a body channel or cavity to withdraw or introduce fluid. **Sigmoidoscopy:** A diagnostic procedure that uses a flexible viewing tube to allow the doctor to see the inner walls of the colon. During this procedure, a tube is gently passed into the colon through the anus. **Peritoneum:** The tissue that lines the abdominal wall and pelvic cavity. **Colonoscopy:** An examination of the colon using a lighted, flexible tube (colonoscope) inserted into the rectum. A colonoscopy allows a doctor to see the inside of the colon.

Gender	2007			2008			2009			2010			2011		
	Cases	Avg LOS	Avg Bill	Cases	Avg LOS	Avg Bill	Cases	Avg LOS	Avg Bill	Cases	Avg LOS	Avg Bill	Cases	Avg LOS	Avg Bill
Male	86	5.74	\$41,911	82	5.78	\$45,400	95	6.01	\$46,620	100	5.18	\$48,955	84	5.33	\$60,784
Female	71	4.99	\$33,522	79	6.13	\$44,042	63	6.13	\$48,031	77	5.64	\$53,273	89	5.17	\$54,033
Age Group	Cases	Avg LOS	Avg Bill	Cases	Avg LOS	Avg Bill	Cases	Avg LOS	Avg Bill	Cases	Avg LOS	Avg Bill	Cases	Avg LOS	Avg Bill
Ages 0-17	18	5.44	\$27,359	22	5.05	\$27,660	11	6.09	\$33,516	12	5.33	\$42,854	11	5.64	\$47,591
Ages 18-35	19	3.95	\$33,545	10	4.40	\$27,789	17	4.94	\$41,558	10	5.10	\$50,194	12	4.25	\$38,650
Ages 36-49	29	4.93	\$34,498	22	5.23	\$36,922	24	5.17	\$42,568	29	4.93	\$49,955	39	4.97	\$51,861
Ages 50-64	42	5.79	\$37,635	56	6.02	\$53,692	60	5.55	\$44,599	74	5.19	\$47,860	52	5.33	\$62,119
Ages 65+	49	5.90	\$46,397	51	6.88	\$48,954	46	7.59	\$58,307	52	5.96	\$57,520	59	5.49	\$62,284
TOTAL	157	5.40	\$38,117	161	5.95	\$44,733	158	6.06	\$47,183	177	5.38	\$50,834	173	5.25	\$57,311

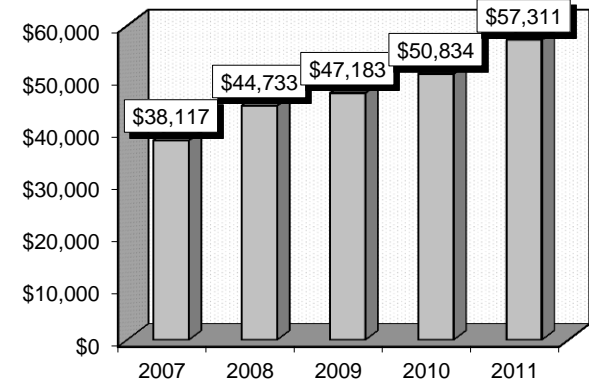
Patient Discharges



Average Length of Stay



Average Billed Charges



County / Hospital	2007			2008			2009			2010			2011		
	Cases	Avg LOS	Avg Bill	Cases	Avg LOS	Avg Bill	Cases	Avg LOS	Avg Bill	Cases	Avg LOS	Avg Bill	Cases	Avg LOS	Avg Bill
CLARK															
Centennial Hills	0	0.00	\$0	7	4.57	\$41,924	6	4.50	\$41,766	7	4.71	\$54,830	10	4.70	\$71,139
Desert Springs	11	4.18	\$41,103	9	6.11	\$63,450	9	4.78	\$51,366	12	6.08	\$78,752	8	5.25	\$71,821
Mountain View	9	3.78	\$26,388	7	7.29	\$87,705	9	5.67	\$39,608	3	4.67	\$43,977	5	3.40	\$34,112
North Vista	2	5.50	\$46,626	3	10.00	\$115,366	4	5.25	\$48,743	0	0.00	\$0	1	10.00	\$88,178
Southern Hills	2	3.50	\$26,921	1	4.00	\$23,321	2	6.00	\$38,603	3	4.67	\$34,592	5	4.60	\$43,892
Spring Valley	3	5.00	\$37,443	5	5.80	\$49,874	8	4.38	\$47,674	5	5.20	\$54,118	9	5.22	\$76,743
St. Rose-Rose de Lima	1	4.00	\$27,765	5	6.60	\$45,685	6	5.00	\$36,196	3	7.00	\$60,878	2	6.50	\$64,056
St. Rose-San Martin	2	4.50	\$26,872	3	6.00	\$44,008	4	8.00	\$79,992	6	9.17	\$89,411	10	3.90	\$57,486
St. Rose-Siena	10	5.00	\$34,678	8	7.25	\$53,579	7	10.43	\$86,819	4	5.75	\$54,468	5	6.20	\$59,861
Summerlin	13	6.15	\$57,087	11	5.27	\$42,135	11	4.82	\$43,470	14	4.86	\$53,271	19	8.00	\$99,493
Sunrise	20	5.70	\$36,530	11	4.91	\$36,151	12	5.92	\$51,593	18	4.61	\$49,665	12	5.42	\$60,100
UMC	20	5.25	\$46,646	17	6.00	\$48,803	22	6.55	\$53,838	28	6.00	\$66,330	23	6.70	\$67,742
Valley	6	10.00	\$72,258	2	6.00	\$46,125	7	5.71	\$58,923	12	4.08	\$46,686	11	2.73	\$45,135
TOTAL	99	5.40	\$42,591	89	6.02	\$52,465	107	5.91	\$51,981	115	5.45	\$59,386	120	5.58	\$67,694
WASHOE															
Carson Tahoe	7	4.86	\$46,263	7	9.86	\$80,827	8	5.00	\$42,816	4	5.50	\$43,669	7	5.71	\$46,407
Northern Nevada	0	0.00	\$0	0	0.00	\$0	1	5.00	\$26,886	2	5.00	\$56,251	1	4.00	\$41,058
Renown Regional	26	5.88	\$26,597	36	6.25	\$29,232	23	7.48	\$35,147	15	6.33	\$32,676	18	5.33	\$31,626
Renown S. Meadows	0	0.00	\$0	0	0.00	\$0	1	1.00	\$16,623	10	4.90	\$27,945	3	3.67	\$32,598
Saint Mary's	13	5.08	\$31,547	14	5.14	\$40,551	11	6.64	\$47,146	21	4.67	\$35,523	20	3.80	\$32,270
Sierra Surgery	8	3.25	\$20,499	10	3.60	\$22,587	2	2.50	\$19,111	4	3.75	\$21,784	2	2.50	\$20,367
TOTAL	54	5.17	\$29,434	67	6.00	\$35,996	46	6.43	\$38,071	56	5.16	\$33,748	51	4.55	\$33,708
RURAL															
Battle Mountain	0	0.00	\$0	0	0.00	\$0	0	0.00	\$0	0	0.00	\$0	0	0.00	\$0
Boulder City	0	0.00	\$0	0	0.00	\$0	2	5.00	\$6,719	1	6.00	\$14,244	0	0.00	\$0
Carson Valley	0	0.00	\$0	0	0.00	\$0	0	0.00	\$0	1	3.00	\$18,735	0	0.00	\$0
Churchill	2	6.50	\$38,155	1	7.00	\$33,298	2	6.50	\$45,630	4	6.75	\$61,331	0	0.00	\$0
Desert View	0	0.00	\$0	1	3.00	\$14,412	0	0.00	\$0	0	0.00	\$0	0	0.00	\$0
Grover C. Dils	0	0.00	\$0	0	0.00	\$0	0	0.00	\$0	0	0.00	\$0	0	0.00	\$0
Humboldt	1	16.00	\$80,028	2	1.00	\$12,631	0	0.00	\$0	0	0.00	\$0	0	0.00	\$0
Incline Village	0	0.00	\$0	0	0.00	\$0	0	0.00	\$0	0	0.00	\$0	0	0.00	\$0
Mesa View	0	0.00	\$0	1	8.00	\$48,028	0	0.00	\$0	0	0.00	\$0	1	2.00	\$24,263
Mount Grant	0	0.00	\$0	0	0.00	\$0	0	0.00	\$0	0	0.00	\$0	0	0.00	\$0
Northeastern	1	5.00	\$22,067	0	0.00	\$0	1	6.00	\$36,963	0	0.00	\$0	1	4.00	\$48,199
Nye	0	0.00	\$0	0	0.00	\$0	0	0.00	\$0	0	0.00	\$0	0	0.00	\$0
Pershing	0	0.00	\$0	0	0.00	\$0	0	0.00	\$0	0	0.00	\$0	0	0.00	\$0
South Lyon	0	0.00	\$0	0	0.00	\$0	0	0.00	\$0	0	0.00	\$0	0	0.00	\$0
William Bee Ririe	0	0.00	\$0	0	0.00	\$0	0	0.00	\$0	0	0.00	\$0	0	0.00	\$0
TOTAL	4	8.50	\$44,601	5	4.00	\$24,200	5	5.80	\$28,332	6	6.00	\$46,384	2	3.00	\$36,231
ALL COUNTIES	157	5.40	\$38,117	161	5.95	\$44,733	158	6.06	\$47,183	177	5.38	\$50,834	173	5.25	\$57,311

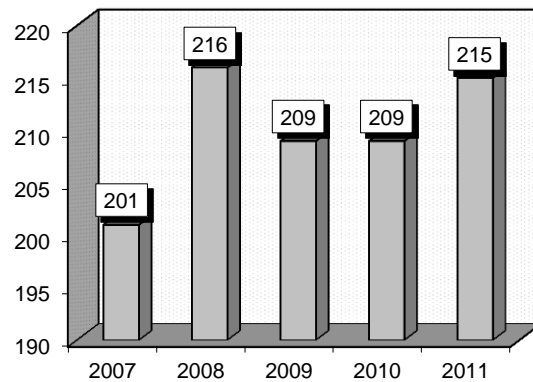
Inguinal & Femoral Hernia Procedures

Diagnoses and Procedures: that frequently accompanied inguinal & femoral hernia procedures were: 1) Inguinal hernia, with obstruction, without mention of gangrene, unilateral or unspecified (not specified as recurrent) (55010), 2) Inguinal hernia, without mention of obstruction or gangrene, unilateral or unspecified (not specified as recurrent) (55090), 3) Inguinal hernia with obstruction, without mention of gangrene, unilateral or unspecified, recurrent (55011), 4) Repair of inguinal hernia with graft or prosthesis, not otherwise specified (5305), 5) Other and open repair of direct inguinal hernia with graft or prosthesis (5303), 6) Unilateral repair of inguinal hernia, not otherwise specified (5300).

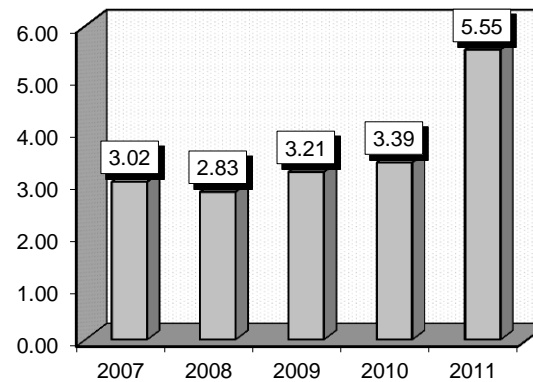
Definitions: **Inguinal:** Located in the groin. **Femoral:** Located in the thigh or femur. **Hernia:** A rupture of a bodily membrane through which there is a protrusion of an organ or other body part. **Gangrene:** The death of bodily tissue often caused by an insufficient supply of blood.

Gender	2007			2008			2009			2010			2011		
	Cases	Avg LOS	Avg Bill	Cases	Avg LOS	Avg Bill	Cases	Avg LOS	Avg Bill	Cases	Avg LOS	Avg Bill	Cases	Avg LOS	Avg Bill
Male	161	2.90	\$30,810	185	2.88	\$32,477	157	2.91	\$35,837	176	3.56	\$47,722	167	6.03	\$49,892
Female	40	3.52	\$32,204	31	2.58	\$28,788	52	4.10	\$39,838	33	2.52	\$40,355	48	3.90	\$48,337
Age Group	Cases	Avg LOS	Avg Bill	Cases	Avg LOS	Avg Bill	Cases	Avg LOS	Avg Bill	Cases	Avg LOS	Avg Bill	Cases	Avg LOS	Avg Bill
Ages 0-17	2	1.50	\$15,117	30	2.30	\$18,550	20	2.00	\$18,417	12	1.33	\$20,697	18	1.33	\$18,330
Ages 18-35	12	1.50	\$21,573	21	1.62	\$23,113	13	1.31	\$22,370	12	2.33	\$25,627	13	1.31	\$25,598
Ages 36-49	36	2.33	\$25,143	27	2.37	\$26,402	19	3.16	\$39,747	34	3.41	\$40,960	26	2.23	\$36,311
Ages 50-64	45	3.18	\$33,854	47	2.87	\$40,295	62	2.92	\$35,365	53	3.45	\$48,713	50	3.70	\$48,678
Ages 65+	106	3.40	\$33,309	91	3.41	\$35,738	95	3.92	\$43,064	98	3.73	\$53,066	108	8.43	\$61,216
TOTAL	201	3.02	\$31,087	216	2.83	\$31,948	209	3.21	\$36,833	209	3.39	\$46,559	215	5.55	\$49,545

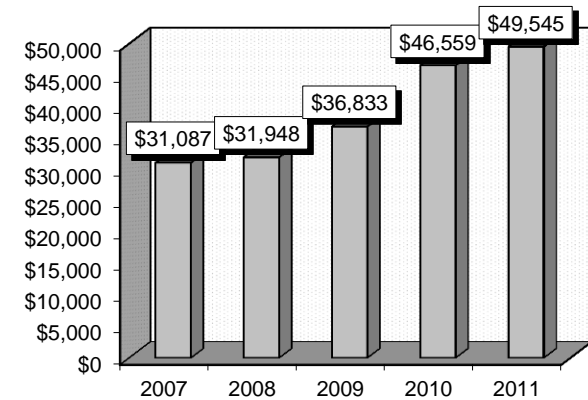
Patient Discharges



Average Length of Stay



Average Billed Charges



County / Hospital	2007			2008			2009			2010			2011		
	Cases	Avg LOS	Avg Bill	Cases	Avg LOS	Avg Bill	Cases	Avg LOS	Avg Bill	Cases	Avg LOS	Avg Bill	Cases	Avg LOS	Avg Bill
CLARK															
Centennial Hills	0	0.00	\$0	7	1.71	\$28,881	8	8.50	\$90,004	5	3.40	\$44,268	6	4.67	\$62,631
Desert Springs	22	4.00	\$40,516	14	2.14	\$30,082	20	3.00	\$42,269	14	3.86	\$69,989	19	3.37	\$63,787
Mountain View	12	3.42	\$29,144	12	2.67	\$29,678	9	2.89	\$44,411	13	2.92	\$35,443	14	5.36	\$80,996
North Vista	10	3.00	\$36,862	4	3.75	\$44,569	9	5.33	\$57,230	4	1.75	\$30,896	5	3.40	\$41,433
Southern Hills	0	0.00	\$0	4	3.00	\$31,593	5	2.60	\$27,772	1	1.00	\$20,937	6	3.67	\$43,330
Spring Valley	19	3.16	\$39,713	7	1.57	\$27,369	9	2.22	\$29,992	14	2.57	\$43,326	10	3.10	\$56,979
St. Rose-Rose de Lima	3	2.67	\$31,479	10	4.90	\$56,896	8	2.13	\$29,553	5	1.80	\$33,152	5	4.40	\$47,479
St. Rose-San Martin	12	2.58	\$25,928	4	3.75	\$33,724	5	2.00	\$27,602	6	4.00	\$41,632	4	4.50	\$53,959
St. Rose-Siena	14	2.21	\$26,866	12	2.17	\$25,579	19	3.47	\$39,967	11	4.09	\$65,487	12	2.67	\$38,706
Summerlin	9	2.44	\$26,782	13	2.85	\$22,354	12	2.25	\$32,246	13	4.15	\$79,199	19	4.53	\$63,621
Sunrise	12	4.67	\$44,577	16	3.19	\$68,625	23	4.26	\$40,991	19	3.79	\$62,633	10	3.30	\$46,805
UMC	22	3.18	\$37,929	31	3.00	\$29,553	20	1.80	\$27,245	22	6.00	\$58,108	18	29.33	\$84,682
Valley	18	3.44	\$32,494	20	2.85	\$30,282	15	3.93	\$44,460	20	2.80	\$45,435	18	2.94	\$45,371
TOTAL	153	3.26	\$34,910	154	2.86	\$35,045	162	3.38	\$40,520	147	3.71	\$54,120	146	6.91	\$59,549
WASHOE															
Carson Tahoe	6	1.33	\$22,568	11	2.82	\$31,692	6	3.33	\$42,399	10	2.60	\$30,206	10	2.80	\$34,619
Northern Nevada	5	2.00	\$27,543	7	2.43	\$24,598	5	2.00	\$23,130	7	2.14	\$30,128	5	4.20	\$50,376
Renown Regional	15	1.67	\$15,101	17	2.35	\$18,299	17	2.94	\$24,191	21	2.57	\$27,504	21	2.43	\$20,852
Renown S. Meadows	3	1.00	\$7,689	2	5.50	\$26,649	0	0.00	\$0	3	2.00	\$26,203	1	3.00	\$31,819
Saint Mary's	7	5.29	\$32,176	12	2.75	\$30,489	9	2.33	\$20,981	9	3.67	\$34,654	18	3.06	\$31,725
Sierra Surgery	1	2.00	\$8,372	0	0.00	\$0	0	0.00	\$0	0	0.00	\$0	0	0.00	\$0
TOTAL	37	2.30	\$20,441	49	2.69	\$25,532	37	2.73	\$26,219	50	2.68	\$29,621	55	2.87	\$29,797
RURAL															
Battle Mountain	0	0.00	\$0	0	0.00	\$0	0	0.00	\$0	0	0.00	\$0	0	0.00	\$0
Boulder City	4	2.00	\$12,149	0	0.00	\$0	0	0.00	\$0	0	0.00	\$0	0	0.00	\$0
Carson Valley	0	0.00	\$0	2	3.00	\$21,425	0	0.00	\$0	3	1.67	\$19,190	4	1.50	\$21,879
Churchill	1	6.00	\$34,739	2	4.50	\$27,362	3	1.67	\$13,267	2	6.50	\$41,839	1	1.00	\$20,960
Desert View	0	0.00	\$0	4	2.00	\$11,010	3	1.33	\$9,846	1	2.00	\$14,637	1	1.00	\$4,908
Grover C. Dils	0	0.00	\$0	0	0.00	\$0	0	0.00	\$0	0	0.00	\$0	0	0.00	\$0
Humboldt	2	3.00	\$17,082	3	2.33	\$18,470	1	2.00	\$21,456	3	2.00	\$25,588	4	2.50	\$27,419
Incline Village	0	0.00	\$0	0	0.00	\$0	0	0.00	\$0	0	0.00	\$0	0	0.00	\$0
Mesa View	2	1.00	\$11,636	0	0.00	\$0	0	0.00	\$0	3	1.33	\$20,483	2	1.00	\$12,373
Mount Grant	0	0.00	\$0	0	0.00	\$0	0	0.00	\$0	0	0.00	\$0	0	0.00	\$0
Northeastern	0	0.00	\$0	1	6.00	\$39,221	0	0.00	\$0	0	0.00	\$0	1	6.00	\$50,464
Nye	0	0.00	\$0	0	0.00	\$0	0	0.00	\$0	0	0.00	\$0	0	0.00	\$0
Pershing	0	0.00	\$0	0	0.00	\$0	0	0.00	\$0	0	0.00	\$0	0	0.00	\$0
South Lyon	0	0.00	\$0	0	0.00	\$0	0	0.00	\$0	0	0.00	\$0	0	0.00	\$0
William Bee Ririe	2	1.00	\$5,089	1	4.00	\$16,530	3	3.33	\$24,262	0	0.00	\$0	1	1.00	\$20,887
TOTAL	11	2.18	\$13,722	13	3.08	\$19,444	10	2.10	\$16,358	12	2.50	\$24,508	14	1.93	\$22,797
ALL COUNTIES	201	3.02	\$31,087	216	2.83	\$31,948	209	3.21	\$36,833	209	3.39	\$46,559	215	5.55	\$49,545

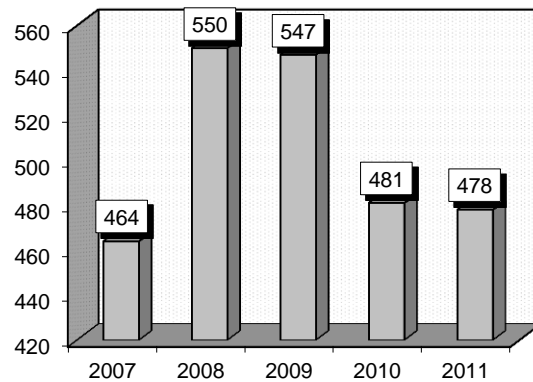
Hernia Procedures Except Inguinal & Femoral

Diagnoses and Procedures: that frequently accompanied hernia procedures except inguinal & femoral were: 1) Incisional hernia without mention of obstruction or gangrene (55321), 2) Incisional ventral hernia with obstruction (55221), 3) Umbilical hernia with obstruction (5521), 4) Other open incisional hernia repair with graft or prosthesis (5361), 5) Other and open repair of other hernia of anterior abdominal wall with graft or prosthesis (5369), 6) Laparoscopic incisional hernia repair with graft or prosthesis (5362).

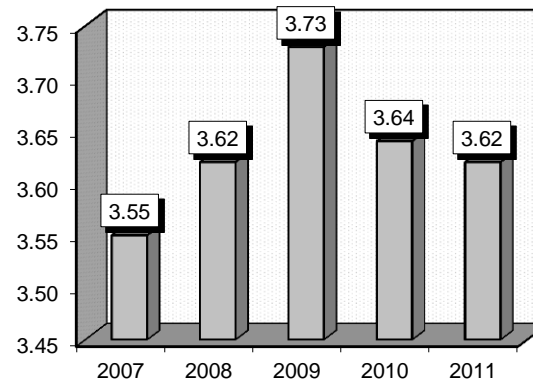
Definitions: **Inguinal:** Located in the groin. **Femoral:** Located in the thigh or femur. **Hernia:** A rupture of a bodily membrane through which there is a protrusion of an organ or other body part. **Gangrene:** The death of bodily tissue often caused by an insufficient supply of blood. **Laparoscopy:** Surgery via the insertion of tools and a camera through small incisions at the area of interest. Laparoscopic surgery is much less invasive than open surgery.

Gender	2007			2008			2009			2010			2011		
	Cases	Avg LOS	Avg Bill	Cases	Avg LOS	Avg Bill	Cases	Avg LOS	Avg Bill	Cases	Avg LOS	Avg Bill	Cases	Avg LOS	Avg Bill
Male	182	3.33	\$35,649	214	3.73	\$38,486	228	3.55	\$44,550	208	3.67	\$49,080	198	3.79	\$54,155
Female	282	3.69	\$35,132	336	3.56	\$37,868	319	3.87	\$41,553	273	3.62	\$50,264	280	3.50	\$50,874
Age Group	Cases	Avg LOS	Avg Bill	Cases	Avg LOS	Avg Bill	Cases	Avg LOS	Avg Bill	Cases	Avg LOS	Avg Bill	Cases	Avg LOS	Avg Bill
Ages 0-17	0	0.00	\$0	7	1.43	\$17,289	6	1.50	\$16,119	8	1.75	\$23,506	3	4.33	\$93,657
Ages 18-35	32	3.63	\$41,702	47	2.77	\$34,665	45	3.02	\$40,993	31	3.13	\$44,459	44	2.00	\$34,735
Ages 36-49	113	2.76	\$29,955	140	3.17	\$34,567	116	3.49	\$39,325	124	3.01	\$43,026	106	3.11	\$46,480
Ages 50-64	184	3.42	\$35,892	182	3.70	\$38,790	192	3.72	\$44,596	161	3.70	\$51,693	162	3.41	\$49,455
Ages 65+	135	4.36	\$37,570	174	4.22	\$42,012	188	4.13	\$44,401	157	4.29	\$55,458	163	4.59	\$62,697
TOTAL	464	3.55	\$35,335	550	3.62	\$38,108	547	3.73	\$42,802	481	3.64	\$49,752	478	3.62	\$52,233

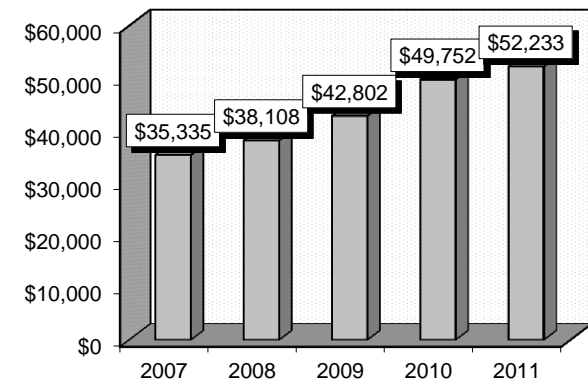
Patient Discharges



Average Length of Stay



Average Billed Charges



County / Hospital	2007			2008			2009			2010			2011		
	Cases	Avg LOS	Avg Bill	Cases	Avg LOS	Avg Bill	Cases	Avg LOS	Avg Bill	Cases	Avg LOS	Avg Bill	Cases	Avg LOS	Avg Bill
CLARK															
Centennial Hills	0	0.00	\$0	22	3.73	\$46,879	16	3.44	\$47,061	12	3.50	\$64,605	16	4.31	\$66,568
Desert Springs	34	3.21	\$44,749	43	4.65	\$51,452	42	4.40	\$50,793	32	3.19	\$55,626	15	5.27	\$83,142
Mountain View	36	3.92	\$34,369	28	4.32	\$49,225	25	3.40	\$37,843	27	4.96	\$72,615	28	3.14	\$53,777
North Vista	28	2.39	\$38,062	23	3.26	\$47,240	12	3.42	\$56,141	6	2.83	\$49,302	9	1.67	\$38,414
Southern Hills	11	5.00	\$45,829	25	3.88	\$38,429	26	5.31	\$55,748	13	2.92	\$40,029	17	4.24	\$58,708
Spring Valley	31	2.74	\$28,988	33	2.48	\$37,732	45	3.98	\$46,101	52	2.92	\$47,284	49	3.12	\$48,391
St. Rose-Rose de Lima	10	3.60	\$34,686	15	3.27	\$35,141	17	2.65	\$32,138	5	2.80	\$43,873	7	3.29	\$46,393
St. Rose-San Martin	11	3.27	\$35,241	14	3.93	\$39,668	17	3.53	\$40,790	10	2.70	\$38,017	13	4.08	\$50,693
St. Rose-Siena	19	3.74	\$39,088	19	4.21	\$38,546	30	4.67	\$50,405	12	3.92	\$61,987	17	6.12	\$65,720
Summerlin	23	3.61	\$40,134	27	4.19	\$46,798	21	4.48	\$56,461	22	3.95	\$67,590	24	4.33	\$81,176
Sunrise	31	4.61	\$45,882	54	4.02	\$42,602	25	4.08	\$49,542	43	4.33	\$66,188	47	4.36	\$69,968
UMC	36	3.86	\$45,930	30	3.27	\$40,098	51	3.75	\$50,373	37	4.35	\$56,492	31	3.29	\$49,693
Valley	64	3.20	\$37,519	54	2.89	\$34,197	55	3.07	\$44,481	53	3.08	\$51,729	59	2.69	\$54,577
TOTAL	334	3.50	\$39,235	387	3.68	\$42,230	382	3.88	\$47,701	324	3.61	\$56,479	332	3.69	\$59,130
WASHOE															
Carson Tahoe	3	1.00	\$23,649	11	3.27	\$30,622	17	3.12	\$41,285	17	4.00	\$40,041	13	4.00	\$45,875
Northern Nevada	4	6.50	\$27,589	3	2.67	\$26,014	1	4.00	\$39,274	6	3.17	\$37,636	7	1.57	\$39,890
Renown Regional	63	3.30	\$21,833	66	4.03	\$24,643	58	3.45	\$24,652	62	4.00	\$33,900	56	3.07	\$29,092
Renown S. Meadows	8	3.13	\$18,818	6	3.50	\$28,280	7	2.29	\$21,495	10	4.60	\$37,441	11	2.91	\$33,549
Saint Mary's	33	4.48	\$36,175	45	3.56	\$37,089	52	3.87	\$39,295	39	3.28	\$37,091	37	4.27	\$47,851
Sierra Surgery	4	2.00	\$19,111	8	2.00	\$23,925	0	0.00	\$0	3	1.00	\$12,814	3	4.33	\$16,800
TOTAL	115	3.63	\$25,892	139	3.65	\$29,291	135	3.51	\$32,332	137	3.74	\$35,531	127	3.45	\$36,966
RURAL															
Battle Mountain	0	0.00	\$0	0	0.00	\$0	0	0.00	\$0	0	0.00	\$0	0	0.00	\$0
Boulder City	1	7.00	\$16,702	0	0.00	\$0	0	0.00	\$0	0	0.00	\$0	0	0.00	\$0
Carson Valley	0	0.00	\$0	0	0.00	\$0	0	0.00	\$0	3	5.33	\$72,954	3	1.67	\$20,432
Churchill	7	1.14	\$16,592	5	1.60	\$16,888	5	1.80	\$25,872	4	2.50	\$28,458	2	9.00	\$76,205
Desert View	0	0.00	\$0	4	3.50	\$21,200	3	3.33	\$20,806	0	0.00	\$0	1	3.00	\$13,569
Grover C. Dils	0	0.00	\$0	0	0.00	\$0	0	0.00	\$0	0	0.00	\$0	0	0.00	\$0
Humboldt	2	15.00	\$35,129	4	1.75	\$23,076	14	3.71	\$30,644	7	4.00	\$34,664	9	3.11	\$29,220
Incline Village	0	0.00	\$0	0	0.00	\$0	0	0.00	\$0	0	0.00	\$0	0	0.00	\$0
Mesa View	1	2.00	\$17,865	1	1.00	\$2,110	3	2.33	\$34,881	0	0.00	\$0	0	0.00	\$0
Mount Grant	0	0.00	\$0	0	0.00	\$0	0	0.00	\$0	0	0.00	\$0	0	0.00	\$0
Northeastern	4	2.75	\$23,105	9	3.11	\$27,289	4	1.25	\$22,113	6	2.67	\$31,441	3	4.33	\$44,129
Nye	0	0.00	\$0	0	0.00	\$0	0	0.00	\$0	0	0.00	\$0	0	0.00	\$0
Pershing	0	0.00	\$0	0	0.00	\$0	0	0.00	\$0	0	0.00	\$0	0	0.00	\$0
South Lyon	0	0.00	\$0	0	0.00	\$0	0	0.00	\$0	0	0.00	\$0	0	0.00	\$0
William Bee Ririe	0	0.00	\$0	1	3.00	\$36,011	1	1.00	\$12,643	0	0.00	\$0	1	1.00	\$19,008
TOTAL	15	3.87	\$20,892	24	2.54	\$22,719	30	2.80	\$27,551	20	3.50	\$38,199	19	3.58	\$33,771
ALL COUNTIES	464	3.55	\$35,335	550	3.62	\$38,108	547	3.73	\$42,802	481	3.64	\$49,752	478	3.62	\$52,233

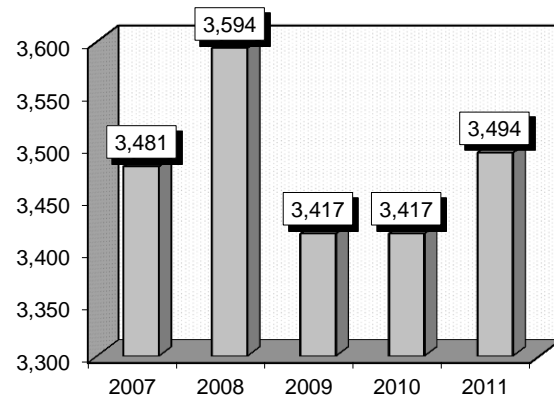
Gastrointestinal Hemorrhage

Diagnoses: that frequently accompanied gastrointestinal hemorrhage were: 1) Hypertension (4019), 2) Chronic anemia due to blood loss (2800), 3) Acute post hemorrhagic anemia (2851), 4) Inflammatory and toxic neuropathy (5789), 5) Diabetes Mellitus II without mention of complication (25000), 6) Diaphragmatic hernia without mention of obstruction or gangrene (5533), 7) Unspecified hyperlipidemia (2724).

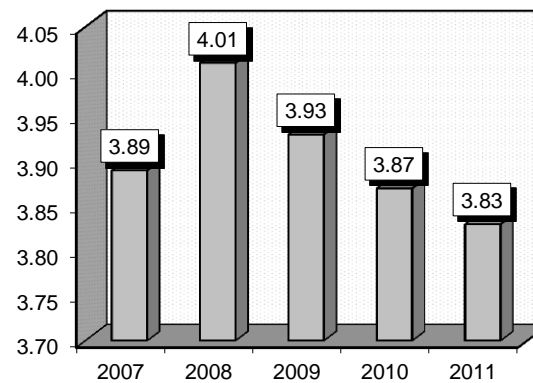
Definitions: **Hypertension:** Elevated blood pressure persistently exceeding 140/90. Essential hypertension, the most common kind, has no single identifiable cause. **Hemorrhage:** The loss of a large amount of blood in a short period of time. Gastrointestinal (GI) hemorrhage can occur in the esophagus, stomach, duodenum, and small and large intestine. Causes of hemorrhage of the GI tract include but are not limited to, esophageal varices, stomach ulcers, duodenal ulcers, peptic ulcers, acute gastritis, diverticulitis, and diverticulosis. **Diverticulosis:** The presence of pouchlike herniations through the muscular layer of the colon. **Diverticulitis:** Inflammation of one or more of these pouchlike herniations. **Duodenum:** The first part of the small intestine. It is located below the stomach. **Hyperlipidemia:** Elevated levels of lipids in the blood stream including cholesterol. **Diabetes mellitus:** A group of disorders in which the body is unable to competently process blood sugars leading to hyperglycemia. This can lead to a host of ailments including poor circulation, kidney disorders and blindness. **Hyperglycemia:** A condition in which an excessive amount of glucose circulates in the blood plasma. **Anemia:** A decrease in hemoglobin (a compound in the blood that carries oxygen to the cells from the lungs and carbon dioxide away from the cells to the lungs) in the blood to levels below normal.

Gender	2007			2008			2009			2010			2011		
	Cases	Avg LOS	Avg Bill	Cases	Avg LOS	Avg Bill	Cases	Avg LOS	Avg Bill	Cases	Avg LOS	Avg Bill	Cases	Avg LOS	Avg Bill
Male	1,869	3.83	\$31,868	1,933	3.93	\$33,375	1,843	3.79	\$34,936	1,854	3.84	\$40,667	1,946	3.73	\$42,432
Female	1,612	3.96	\$29,823	1,661	4.10	\$33,135	1,574	4.09	\$36,003	1,563	3.91	\$39,084	1,548	3.96	\$43,099
Age Group	Cases	Avg LOS	Avg Bill	Cases	Avg LOS	Avg Bill	Cases	Avg LOS	Avg Bill	Cases	Avg LOS	Avg Bill	Cases	Avg LOS	Avg Bill
Ages 0-17	47	2.91	\$21,871	35	4.06	\$14,976	30	2.20	\$19,637	31	2.52	\$30,178	26	2.23	\$18,736
Ages 18-35	178	2.81	\$23,854	191	2.77	\$23,814	203	2.57	\$25,312	190	3.07	\$33,138	160	3.16	\$38,247
Ages 36-49	418	3.58	\$30,292	447	3.25	\$28,532	424	3.49	\$33,191	362	3.02	\$33,281	363	3.56	\$39,169
Ages 50-64	836	3.82	\$32,701	964	4.23	\$36,815	850	3.88	\$36,528	885	3.99	\$41,497	874	3.66	\$41,770
Ages 65+	2,002	4.10	\$31,150	1,957	4.20	\$33,845	1,910	4.22	\$36,757	1,949	4.08	\$41,293	2,071	4.03	\$44,403
TOTAL	3,481	3.89	\$30,921	3,594	4.01	\$33,264	3,417	3.93	\$35,427	3,417	3.87	\$39,943	3,494	3.83	\$42,728

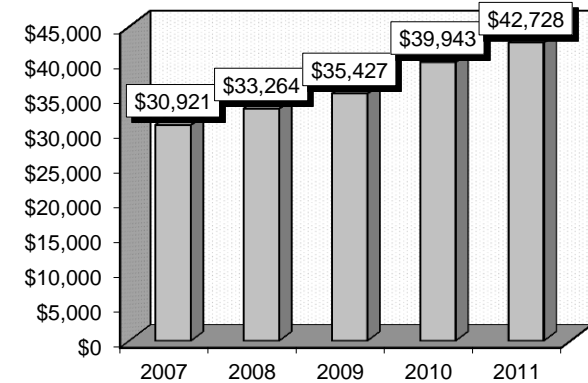
Patient Discharges



Average Length of Stay



Average Billed Charges



County / Hospital	2007			2008			2009			2010			2011		
	Cases	Avg LOS	Avg Bill	Cases	Avg LOS	Avg Bill	Cases	Avg LOS	Avg Bill	Cases	Avg LOS	Avg Bill	Cases	Avg LOS	Avg Bill
CLARK															
Centennial Hills	0	0.00	\$0	135	4.20	\$36,453	166	3.07	\$30,705	166	3.13	\$37,185	153	4.24	\$48,862
Desert Springs	256	4.13	\$32,063	252	3.98	\$32,713	250	4.41	\$38,663	205	4.30	\$44,466	235	4.12	\$43,915
Mountain View	265	3.88	\$32,989	273	4.11	\$40,583	242	4.33	\$45,205	268	4.29	\$56,242	283	4.02	\$55,191
North Vista	107	4.11	\$40,025	114	4.33	\$46,790	125	4.10	\$41,882	109	4.06	\$45,623	92	4.04	\$46,541
Southern Hills	97	4.24	\$30,738	60	4.27	\$37,092	72	3.26	\$32,225	72	3.42	\$35,437	74	4.38	\$49,522
Spring Valley	184	3.81	\$28,853	214	3.58	\$31,399	195	3.19	\$32,377	197	3.31	\$42,526	190	3.57	\$49,503
St. Rose-Rose de Lima	130	3.81	\$33,334	135	4.53	\$36,815	143	3.91	\$37,291	143	4.28	\$43,537	150	3.41	\$40,591
St. Rose-San Martin	86	3.08	\$27,580	103	3.90	\$29,809	115	3.13	\$27,738	126	3.44	\$39,117	115	4.05	\$44,820
St. Rose-Siena	219	3.53	\$31,252	225	4.78	\$33,659	232	4.29	\$37,388	214	4.30	\$43,537	224	4.37	\$46,812
Summerlin	240	3.91	\$32,673	235	3.63	\$34,573	209	3.56	\$35,806	199	3.40	\$38,746	206	3.77	\$51,126
Sunrise	377	4.56	\$40,685	346	4.10	\$40,035	390	4.41	\$44,434	367	3.99	\$49,039	443	4.21	\$52,892
UMC	286	4.01	\$35,835	277	4.65	\$40,422	200	3.81	\$37,514	237	4.19	\$38,984	216	3.26	\$34,011
Valley	302	4.27	\$34,620	276	4.05	\$34,987	232	4.55	\$44,080	257	4.25	\$46,045	202	4.25	\$51,935
TOTAL	2,549	4.03	\$34,114	2,645	4.15	\$36,660	2,571	3.98	\$38,627	2,560	3.94	\$44,342	2,583	3.98	\$48,121
WASHOE															
Carson Tahoe	181	2.55	\$20,399	183	3.35	\$25,592	162	3.53	\$26,888	135	4.21	\$31,598	167	3.28	\$28,450
Northern Nevada	79	3.65	\$25,314	68	3.18	\$24,433	40	2.83	\$23,428	60	2.93	\$29,379	59	2.76	\$33,450
Renown Regional	244	4.07	\$25,824	275	4.26	\$27,498	290	4.76	\$32,597	247	3.79	\$28,336	318	4.01	\$30,145
Renown S. Meadows	55	3.44	\$19,594	54	3.44	\$21,288	50	2.78	\$21,614	51	3.94	\$29,735	66	2.89	\$25,512
Saint Mary's	179	3.93	\$27,715	164	3.68	\$26,348	133	3.85	\$25,737	163	4.04	\$30,935	146	3.55	\$29,845
Sierra Surgery	0	0.00	\$0	0	0.00	\$0	0	0.00	\$0	0	0.00	\$0	0	0.00	\$0
TOTAL	738	3.57	\$24,433	744	3.75	\$26,045	675	4.03	\$28,518	656	3.87	\$29,857	756	3.56	\$29,566
RURAL															
Battle Mountain	1	1.00	\$2,968	1	2.00	\$1,518	0	0.00	\$0	1	5.00	\$5,035	1	1.00	\$1,170
Boulder City	34	3.71	\$10,103	18	3.56	\$8,209	15	2.67	\$6,768	9	1.78	\$4,142	5	3.40	\$5,934
Carson Valley	6	2.83	\$14,602	16	2.25	\$17,154	10	2.20	\$15,489	17	2.06	\$17,548	20	3.10	\$25,866
Churchill	35	3.26	\$14,327	31	3.68	\$18,112	29	3.38	\$17,294	34	4.32	\$18,953	30	2.90	\$15,255
Desert View	0	0.00	\$0	31	2.68	\$13,255	31	2.45	\$13,310	29	2.41	\$15,000	15	2.33	\$12,293
Grover C. Dils	4	2.75	\$5,947	3	2.00	\$5,877	0	0.00	\$0	0	0.00	\$0	0	0.00	\$0
Humboldt	22	3.91	\$12,062	8	2.88	\$9,474	18	2.39	\$13,955	13	4.38	\$16,664	13	2.23	\$15,507
Incline Village	0	0.00	\$0	0	0.00	\$0	0	0.00	\$0	0	0.00	\$0	0	0.00	\$0
Mesa View	15	2.80	\$14,963	13	2.62	\$17,492	13	2.92	\$18,479	37	1.81	\$12,153	20	2.15	\$13,199
Mount Grant	7	2.71	\$6,431	18	4.06	\$10,045	15	4.00	\$9,355	10	2.40	\$8,643	10	2.70	\$12,941
Northeastern	38	3.58	\$18,649	40	2.65	\$20,513	29	2.55	\$19,002	37	3.27	\$26,557	28	2.68	\$25,936
Nye	9	1.56	\$12,607	3	1.67	\$15,358	2	2.00	\$8,781	2	2.50	\$17,911	8	2.13	\$11,590
Pershing	2	4.00	\$10,003	0	0.00	\$0	0	0.00	\$0	0	0.00	\$0	2	1.50	\$4,570
South Lyon	8	2.25	\$4,343	3	1.33	\$3,713	0	0.00	\$0	3	4.00	\$4,018	1	3.00	\$9,000
William Bee Ririe	13	4.15	\$21,201	20	5.05	\$21,615	9	3.22	\$13,852	9	5.78	\$20,014	2	3.50	\$9,877
TOTAL	194	3.33	\$13,643	205	3.18	\$15,648	171	2.83	\$14,594	201	3.04	\$16,833	155	2.62	\$17,045
ALL COUNTIES	3,481	3.89	\$30,921	3,594	4.01	\$33,264	3,417	3.93	\$35,427	3,417	3.87	\$39,943	3,494	3.83	\$42,728

Peptic Ulcer

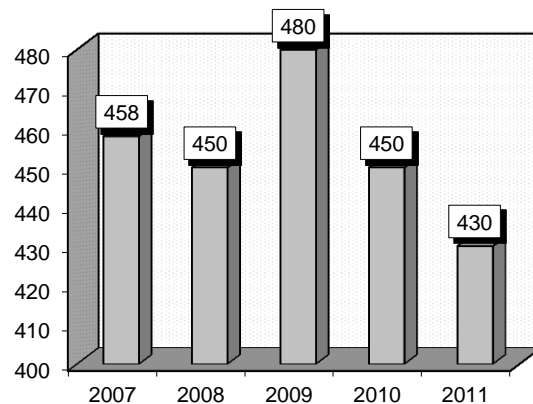
Diagnoses and Procedures: that frequently accompanied peptic ulcer were: 1) Gastric ulcer, unspecified as acute or chronic, without mention of hemorrhage or perforation, without mention of obstruction (53190), 2) Ulcer of esophagus with bleeding (53021), 3) Duodenal ulcer, unspecified as acute or chronic, without hemorrhage or perforation, without mention of obstruction (53290), 4) Acquired hypertrophic pyloric stenosis (5370), 5) Esophagogastroduodenoscopy [EGD] with closed biopsy (4516), 6) Other endoscopy of small intestine (4513).

Definitions: Peptic Ulcer: A sore in the lining of the stomach or duodenum. **Duodenum:** The first part of the small intestine located at the bottom of the stomach. **Duodenal Ulcer:** Another name for peptic ulcer. **Hypertrophic Pyloric Stenosis :** An extreme narrowing of the opening at the bottom of the stomach into the small intestines.

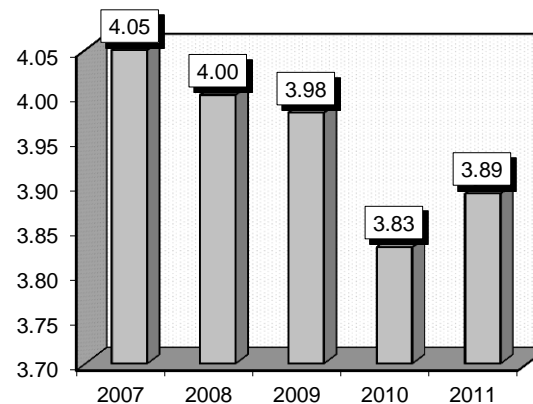
Esophagogastroduodenoscopy: The use of a flexible endoscope (camera) to view from the inside of the throat all the way down to the beginning of the small intestines. The purpose is to examine the health of the surface lining, and search for ulcers or inflammation.

Gender	2007			2008			2009			2010			2011		
	Cases	Avg LOS	Avg Bill	Cases	Avg LOS	Avg Bill	Cases	Avg LOS	Avg Bill	Cases	Avg LOS	Avg Bill	Cases	Avg LOS	Avg Bill
Male	218	3.75	\$30,957	239	3.80	\$33,262	233	4.05	\$36,484	246	3.90	\$41,847	218	3.93	\$42,561
Female	240	4.32	\$31,933	211	4.22	\$33,577	247	3.90	\$35,112	204	3.74	\$37,961	212	3.85	\$41,495
Age Group	Cases	Avg LOS	Avg Bill	Cases	Avg LOS	Avg Bill	Cases	Avg LOS	Avg Bill	Cases	Avg LOS	Avg Bill	Cases	Avg LOS	Avg Bill
Ages 0-17	9	4.22	\$25,573	7	3.43	\$27,319	9	2.44	\$19,833	3	2.00	\$11,718	8	2.88	\$22,665
Ages 18-35	48	3.06	\$25,498	42	3.36	\$30,440	59	2.75	\$26,185	39	2.51	\$26,192	28	3.93	\$38,138
Ages 36-49	96	3.42	\$28,041	99	4.12	\$34,015	95	3.74	\$37,449	79	3.73	\$37,299	77	2.99	\$32,716
Ages 50-64	126	3.74	\$32,510	143	3.85	\$33,637	143	4.38	\$35,299	145	3.57	\$39,156	153	4.36	\$44,756
Ages 65+	179	4.85	\$34,471	159	4.24	\$33,882	174	4.27	\$39,337	184	4.38	\$45,421	164	3.93	\$45,483
TOTAL	458	4.05	\$31,469	450	4.00	\$33,410	480	3.98	\$35,778	450	3.83	\$40,085	430	3.89	\$42,035

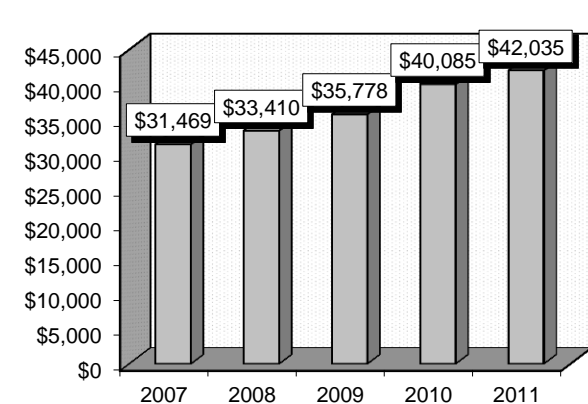
Patient Discharges



Average Length of Stay



Average Billed Charges



County / Hospital	2007			2008			2009			2010			2011		
	Cases	Avg LOS	Avg Bill	Cases	Avg LOS	Avg Bill	Cases	Avg LOS	Avg Bill	Cases	Avg LOS	Avg Bill	Cases	Avg LOS	Avg Bill
CLARK															
Centennial Hills	0	0.00	\$0	19	2.53	\$22,388	30	2.47	\$25,026	27	3.07	\$37,119	28	4.36	\$46,332
Desert Springs	43	7.84	\$47,644	38	3.05	\$31,201	29	3.93	\$39,416	30	4.30	\$57,064	32	3.94	\$41,864
Mountain View	45	3.80	\$33,996	36	3.22	\$33,192	28	4.25	\$44,364	34	4.74	\$51,328	27	5.37	\$61,788
North Vista	13	2.92	\$26,469	13	8.38	\$71,605	13	5.54	\$55,830	14	4.57	\$58,345	10	4.60	\$44,847
Southern Hills	10	3.90	\$28,417	11	3.00	\$27,872	8	3.25	\$34,795	11	2.45	\$27,112	13	3.00	\$36,128
Spring Valley	9	4.22	\$44,017	25	3.92	\$37,247	36	3.61	\$39,859	33	3.36	\$35,371	38	3.82	\$52,210
St. Rose-Rose de Lima	17	3.94	\$34,425	22	5.00	\$38,753	17	3.59	\$39,704	15	3.07	\$32,244	13	4.77	\$51,688
St. Rose-San Martin	12	2.33	\$21,169	17	4.41	\$35,431	25	3.40	\$32,163	31	3.13	\$33,453	29	3.55	\$39,266
St. Rose-Siena	38	3.45	\$33,082	28	4.00	\$34,168	29	4.45	\$46,391	25	3.88	\$36,530	18	3.33	\$39,061
Summerlin	29	4.86	\$42,699	29	3.07	\$32,829	31	3.52	\$34,552	28	4.21	\$54,120	32	3.38	\$40,944
Sunrise	49	3.90	\$33,033	35	4.86	\$40,075	41	4.07	\$44,129	30	3.77	\$48,119	45	3.31	\$48,085
UMC	55	3.16	\$26,348	41	4.83	\$35,476	45	5.76	\$36,645	55	4.04	\$36,013	38	4.16	\$37,319
Valley	37	4.24	\$36,647	45	4.42	\$40,350	51	3.71	\$31,979	34	3.21	\$36,325	22	3.23	\$38,327
TOTAL	357	4.24	\$34,626	359	4.10	\$36,243	383	4.01	\$38,015	367	3.75	\$41,826	345	3.87	\$44,801
WASHOE															
Carson Tahoe	14	2.57	\$19,945	11	3.45	\$23,013	19	4.11	\$31,622	17	4.53	\$33,589	19	3.42	\$27,185
Northern Nevada	7	3.86	\$27,881	7	2.29	\$23,013	8	3.25	\$29,276	3	3.67	\$54,333	2	4.00	\$32,695
Renown Regional	28	3.04	\$20,827	24	3.75	\$22,584	26	4.38	\$32,137	34	4.62	\$33,368	33	3.91	\$31,283
Renown S. Meadows	5	1.80	\$13,195	7	5.14	\$29,769	5	2.00	\$19,708	1	2.00	\$13,208	7	3.14	\$29,144
Saint Mary's	28	4.11	\$21,255	20	4.65	\$28,777	16	4.94	\$33,108	8	3.25	\$24,810	8	8.88	\$66,496
Sierra Surgery	0	0.00	\$0	0	0.00	\$0	0	0.00	\$0	0	0.00	\$0	0	0.00	\$0
TOTAL	82	3.32	\$20,959	69	3.96	\$25,220	74	4.15	\$31,066	63	4.33	\$33,019	69	4.28	\$34,061
RURAL															
Battle Mountain	0	0.00	\$0	1	1.00	\$1,889	0	0.00	\$0	1	1.00	\$7,499	0	0.00	\$0
Boulder City	3	4.67	\$13,420	0	0.00	\$0	1	3.00	\$6,268	1	2.00	\$5,298	0	0.00	\$0
Carson Valley	2	4.00	\$27,777	1	3.00	\$16,766	0	0.00	\$0	1	3.00	\$23,978	1	2.00	\$19,883
Churchill	5	2.40	\$12,102	5	2.40	\$14,371	2	2.50	\$14,603	8	3.00	\$17,613	6	3.67	\$22,795
Desert View	0	0.00	\$0	5	2.00	\$9,826	11	2.91	\$14,794	0	0.00	\$0	1	2.00	\$9,800
Grover C. Dils	0	0.00	\$0	0	0.00	\$0	0	0.00	\$0	1	1.00	\$6,625	0	0.00	\$0
Humboldt	2	2.00	\$3,655	2	4.00	\$15,706	3	4.00	\$14,521	1	1.00	\$5,595	2	3.00	\$13,327
Incline Village	0	0.00	\$0	0	0.00	\$0	0	0.00	\$0	0	0.00	\$0	0	0.00	\$0
Mesa View	0	0.00	\$0	2	1.00	\$14,584	1	1.00	\$10,218	1	2.00	\$26,378	2	2.00	\$11,651
Mount Grant	0	0.00	\$0	0	0.00	\$0	1	5.00	\$6,663	0	0.00	\$0	0	0.00	\$0
Northeastern	6	4.83	\$26,451	3	2.67	\$15,344	2	2.50	\$18,864	6	6.33	\$65,250	2	2.50	\$19,392
Nye	0	0.00	\$0	0	0.00	\$0	0	0.00	\$0	0	0.00	\$0	0	0.00	\$0
Pershing	1	2.00	\$10,313	0	0.00	\$0	0	0.00	\$0	0	0.00	\$0	0	0.00	\$0
South Lyon	0	0.00	\$0	0	0.00	\$0	0	0.00	\$0	0	0.00	\$0	1	2.00	\$4,325
William Bee Ririe	0	0.00	\$0	3	2.67	\$12,342	2	2.00	\$9,216	0	0.00	\$0	1	2.00	\$9,080
TOTAL	19	3.63	\$17,508	22	2.36	\$12,876	23	2.91	\$13,687	20	3.60	\$30,389	16	2.81	\$16,787
ALL COUNTIES	458	4.05	\$31,469	450	4.00	\$33,410	480	3.98	\$35,778	450	3.83	\$40,085	430	3.89	\$42,035

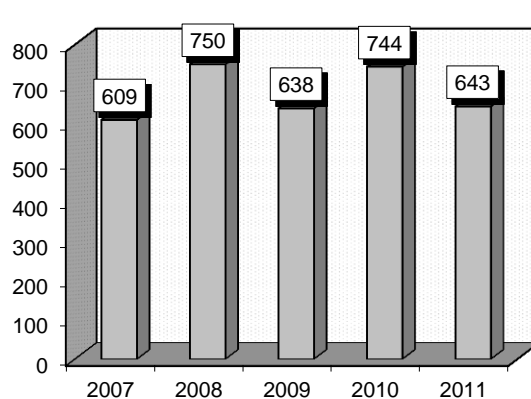
Inflammatory Bowel Disease

Diagnoses and Procedures: that frequently accompanied inflammatory bowel disease were: 1) Regional enteritis of unspecified site (5559), 2) Ulcerative colitis, unspecified (5569), 3) Universal ulcerative (chronic) colitis (5566), 4) Regional enteritis of small intestine (5550), 5) Regional enteritis of large intestine (5551), 6) Closed [endoscopic] biopsy of large intestine (4525), 7) Esophagogastroduodenoscopy [EGD] with closed biopsy (4516).

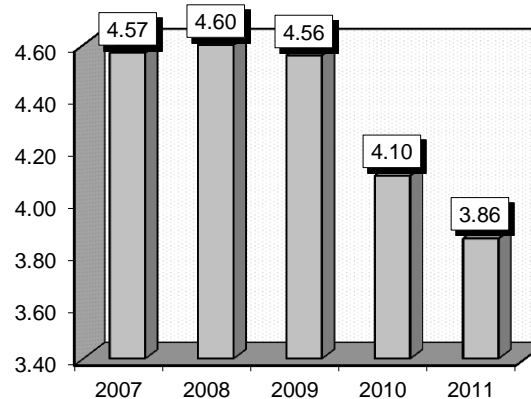
Definitions: Inflammatory Bowel Disease: Any one of a group of disorders in which the upper or lower intestines become irritated and inflamed. **Colitis:** Inflammation and/or ulcers in the intestines or rectum. **Endoscopic Biopsy:** A flexible camera (endoscope) is inserted into the body to view a potentially diseased area. A sample (biopsy) is taken for laboratory analysis. **Esophagogastroduodenoscopy:** The use of a flexible endoscope (camera) to view from the inside of the throat all the way down to the beginning of the small intestines. The purpose is to examine the health of the surface lining, and search for ulcers or inflammation.

Gender	2007			2008			2009			2010			2011		
	Cases	Avg LOS	Avg Bill	Cases	Avg LOS	Avg Bill	Cases	Avg LOS	Avg Bill	Cases	Avg LOS	Avg Bill	Cases	Avg LOS	Avg Bill
Male	286	4.48	\$29,684	331	4.41	\$31,865	265	4.63	\$36,522	299	4.20	\$33,808	286	3.52	\$36,498
Female	323	4.66	\$33,238	419	4.75	\$34,244	373	4.51	\$33,883	445	4.02	\$34,755	357	4.14	\$38,880
Age Group	Cases	Avg LOS	Avg Bill	Cases	Avg LOS	Avg Bill	Cases	Avg LOS	Avg Bill	Cases	Avg LOS	Avg Bill	Cases	Avg LOS	Avg Bill
Ages 0-17	29	3.83	\$21,089	39	6.10	\$38,803	38	6.87	\$50,089	21	3.48	\$25,166	29	4.83	\$37,111
Ages 18-35	184	4.48	\$31,678	241	4.35	\$30,910	200	4.13	\$30,753	260	3.68	\$30,924	226	3.52	\$32,391
Ages 36-49	169	4.09	\$28,899	199	4.25	\$30,057	147	3.95	\$30,281	197	4.27	\$35,574	142	3.81	\$37,646
Ages 50-64	134	4.81	\$34,119	160	4.71	\$36,715	142	4.18	\$32,937	164	4.10	\$33,316	136	4.10	\$42,969
Ages 65+	93	5.52	\$35,799	111	5.10	\$36,732	111	5.83	\$46,254	102	4.95	\$44,449	110	4.10	\$43,021
TOTAL	609	4.57	\$31,569	750	4.60	\$33,194	638	4.56	\$34,979	744	4.10	\$34,374	643	3.86	\$37,820

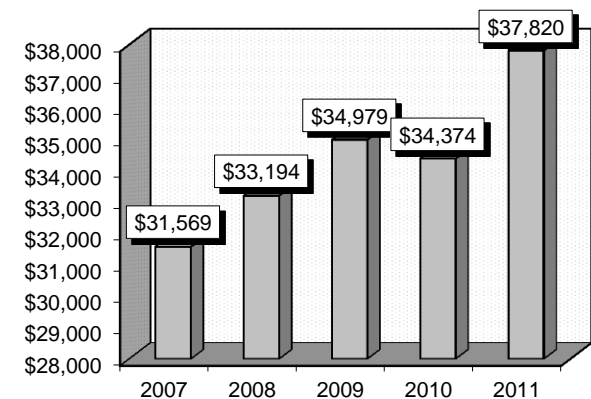
Patient Discharges



Average Length of Stay



Average Billed Charges



County / Hospital	2007			2008			2009			2010			2011		
	Cases	Avg LOS	Avg Bill	Cases	Avg LOS	Avg Bill	Cases	Avg LOS	Avg Bill	Cases	Avg LOS	Avg Bill	Cases	Avg LOS	Avg Bill
CLARK															
Centennial Hills	0	0.00	\$0	53	3.66	\$28,042	31	4.10	\$36,129	47	3.60	\$31,794	43	3.88	\$44,804
Desert Springs	47	5.30	\$33,922	61	4.31	\$30,440	35	3.66	\$27,477	34	3.65	\$38,068	20	4.50	\$45,655
Mountain View	80	4.99	\$41,298	70	4.29	\$34,265	60	4.98	\$45,380	69	4.30	\$40,813	44	4.23	\$45,166
North Vista	13	4.85	\$33,484	10	9.10	\$88,913	13	3.77	\$30,155	22	5.36	\$37,245	22	4.55	\$48,105
Southern Hills	23	4.43	\$26,759	25	3.76	\$25,455	31	4.48	\$34,292	21	2.90	\$25,829	25	3.04	\$30,592
Spring Valley	25	3.76	\$27,955	29	4.62	\$37,913	37	2.76	\$22,259	41	4.07	\$43,693	30	3.43	\$41,693
St. Rose-Rose de Lima	40	3.70	\$28,991	34	4.82	\$34,121	25	4.60	\$34,108	33	3.24	\$30,837	40	3.23	\$29,844
St. Rose-San Martin	38	4.29	\$31,534	68	4.75	\$32,988	58	5.14	\$39,138	61	3.57	\$28,718	82	3.80	\$34,184
St. Rose-Siena	62	3.50	\$30,275	59	4.76	\$32,335	35	5.57	\$34,282	57	3.95	\$36,119	32	4.03	\$36,466
Summerlin	53	5.21	\$42,039	58	4.97	\$47,001	73	5.05	\$43,960	41	4.22	\$50,801	50	4.86	\$63,488
Sunrise	56	5.45	\$36,884	56	5.54	\$43,334	44	4.43	\$39,154	47	4.36	\$40,273	67	3.79	\$42,714
UMC	64	4.98	\$29,140	69	4.03	\$25,914	58	3.47	\$26,955	83	4.33	\$31,245	64	3.80	\$27,328
Valley	20	3.20	\$25,519	30	4.40	\$37,862	30	5.00	\$50,387	36	4.64	\$42,438	17	3.94	\$43,473
TOTAL	521	4.60	\$33,688	622	4.59	\$34,975	530	4.47	\$36,627	592	4.04	\$36,626	536	3.92	\$40,278
WASHOE															
Carson Tahoe	12	3.33	\$17,701	17	5.00	\$32,948	29	4.62	\$27,670	30	3.33	\$22,747	24	3.71	\$22,539
Northern Nevada	6	4.50	\$24,292	3	7.00	\$52,904	9	6.44	\$40,556	13	3.46	\$26,137	8	4.00	\$41,071
Renown Regional	28	4.61	\$22,406	47	4.87	\$26,782	27	4.96	\$27,047	48	6.02	\$32,906	34	3.53	\$26,514
Renown S. Meadows	9	5.67	\$20,040	13	3.62	\$17,977	7	4.43	\$24,914	14	3.00	\$22,835	10	2.70	\$23,309
Saint Mary's	19	4.16	\$16,797	21	5.71	\$26,885	20	5.50	\$27,387	19	5.05	\$28,117	15	4.20	\$24,315
Sierra Surgery	0	0.00	\$0	0	0.00	\$0	0	0.00	\$0	0	0.00	\$0	0	0.00	\$0
TOTAL	74	4.41	\$20,068	101	4.97	\$27,483	92	5.08	\$28,477	124	4.61	\$27,868	91	3.64	\$26,031
RURAL															
Battle Mountain	0	0.00	\$0	1	3.00	\$18,692	0	0.00	\$0	0	0.00	\$0	0	0.00	\$0
Boulder City	0	0.00	\$0	7	3.29	\$11,394	3	4.33	\$6,947	4	3.50	\$10,639	0	0.00	\$0
Carson Valley	0	0.00	\$0	1	3.00	\$13,407	1	3.00	\$15,441	1	3.00	\$11,964	0	0.00	\$0
Churchill	4	3.00	\$11,297	2	3.50	\$14,646	4	7.25	\$28,486	8	3.13	\$16,894	1	3.00	\$20,709
Desert View	0	0.00	\$0	2	3.50	\$13,490	1	10.00	\$34,625	3	2.67	\$10,770	5	3.20	\$16,721
Grover C. Dils	0	0.00	\$0	0	0.00	\$0	0	0.00	\$0	0	0.00	\$0	0	0.00	\$0
Humboldt	3	7.00	\$11,131	3	3.67	\$17,250	0	0.00	\$0	1	3.00	\$11,675	1	3.00	\$8,418
Incline Village	0	0.00	\$0	0	0.00	\$0	0	0.00	\$0	0	0.00	\$0	0	0.00	\$0
Mesa View	3	2.00	\$12,582	4	2.75	\$15,080	1	3.00	\$19,569	2	2.50	\$18,107	1	3.00	\$29,009
Mount Grant	1	4.00	\$9,808	4	3.50	\$2,816	2	4.50	\$12,343	0	0.00	\$0	0	0.00	\$0
Northeastern	3	5.67	\$20,904	3	6.00	\$24,613	2	2.00	\$10,696	5	3.80	\$25,863	7	4.14	\$30,322
Nye	0	0.00	\$0	0	0.00	\$0	2	1.50	\$16,828	2	2.00	\$9,006	1	1.00	\$6,856
Pershing	0	0.00	\$0	0	0.00	\$0	0	0.00	\$0	0	0.00	\$0	0	0.00	\$0
South Lyon	0	0.00	\$0	0	0.00	\$0	0	0.00	\$0	0	0.00	\$0	0	0.00	\$0
William Bee Ririe	0	0.00	\$0	0	0.00	\$0	0	0.00	\$0	2	2.50	\$9,363	0	0.00	\$0
TOTAL	14	4.29	\$13,489	27	3.59	\$13,530	16	4.63	\$17,759	28	3.07	\$15,569	16	3.44	\$22,553
ALL COUNTIES	609	4.57	\$31,569	750	4.60	\$33,194	638	4.56	\$34,979	744	4.10	\$34,374	643	3.86	\$37,820

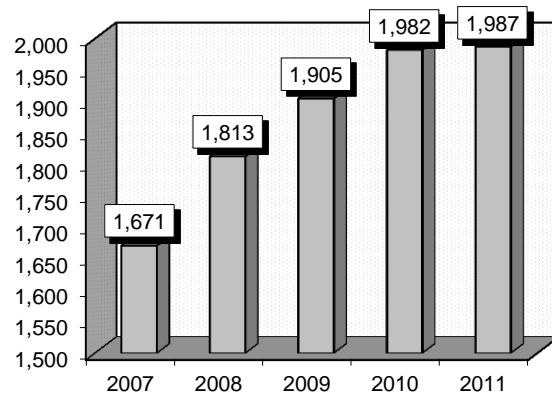
Gastrointestinal Obstruction

Diagnoses: that frequently accompanied gastrointestinal obstruction were: 1) Hypertension (4019), 2) Dehydration (27651), 3) Paralysis of intestine or colon without mention of hernia (5601), 4) Hypopotassemia (2768), 5) Diabetes Mellitus (25000), 6) Tobacco use disorder (3051), 7) Intestinal or peritoneal adhesions with obstruction (postoperative) (postinfection).

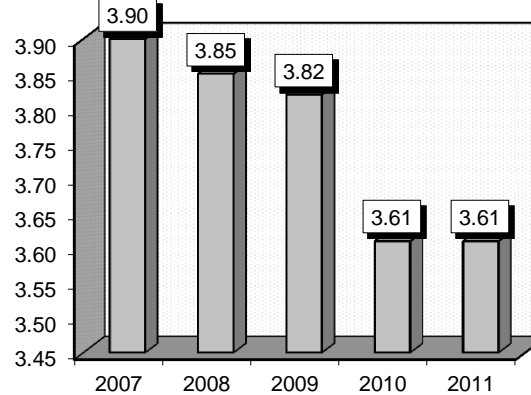
Definitions: **Hypertension:** Elevated blood pressure persistently exceeding 140/90. Essential hypertension, the most common kind, has no single identifiable cause. **Dehydration:** This can be caused by a lack of fluid intake, excessive urination possibly due to diuretics, diarrhea or vomiting. **Hernia:** Abnormal bulging or extrusion of an organ through tissue or muscle which contains it. **Hypopotassemia:** A deficiency of potassium in the blood. **Gastroenteritis:** Inflammation of the stomach and intestines accompanying numerous gastrointestinal disorders. It can be caused by parasites, unclean water, food poisoning or allergens and stress. **Diverticulitis:** inflammation of one or more pouchlike herniations through the muscular layer of the colon. **Diabetes Mellitus:** High blood sugar resulting from low levels of insulin or insulin resistance. **Peritoneal:** Having to do with the parietal peritoneum (the tissue that lines the abdominal wall and pelvic cavity) and visceral peritoneum (the tissue that covers most of the organs in the abdomen, including the intestines).

Gender	2007			2008			2009			2010			2011		
	Cases	Avg LOS	Avg Bill	Cases	Avg LOS	Avg Bill	Cases	Avg LOS	Avg Bill	Cases	Avg LOS	Avg Bill	Cases	Avg LOS	Avg Bill
Male	737	3.65	\$25,228	836	3.87	\$26,691	845	3.55	\$26,697	895	3.49	\$29,757	875	3.52	\$31,698
Female	934	4.09	\$27,771	977	3.84	\$26,788	1,060	4.03	\$29,778	1,087	3.70	\$31,148	1,112	3.68	\$32,396
Age Group	Cases	Avg LOS	Avg Bill	Cases	Avg LOS	Avg Bill	Cases	Avg LOS	Avg Bill	Cases	Avg LOS	Avg Bill	Cases	Avg LOS	Avg Bill
Ages 0-17	70	3.20	\$16,620	72	2.97	\$16,334	56	2.39	\$14,842	49	2.04	\$12,829	57	2.89	\$21,130
Ages 18-35	133	3.52	\$22,449	143	2.99	\$20,658	154	2.97	\$21,727	138	2.62	\$22,654	173	3.15	\$28,611
Ages 36-49	286	3.47	\$24,060	276	3.38	\$23,381	307	3.47	\$25,404	290	3.07	\$25,237	282	3.15	\$25,804
Ages 50-64	459	4.16	\$29,189	514	3.63	\$24,382	491	3.95	\$29,475	565	3.71	\$31,739	520	3.36	\$29,897
Ages 65+	723	4.04	\$27,805	808	4.39	\$31,398	897	4.10	\$30,854	940	3.94	\$33,493	955	4.00	\$36,422
TOTAL	1,671	3.90	\$26,649	1,813	3.85	\$26,743	1,905	3.82	\$28,411	1,982	3.61	\$30,520	1,987	3.61	\$32,089

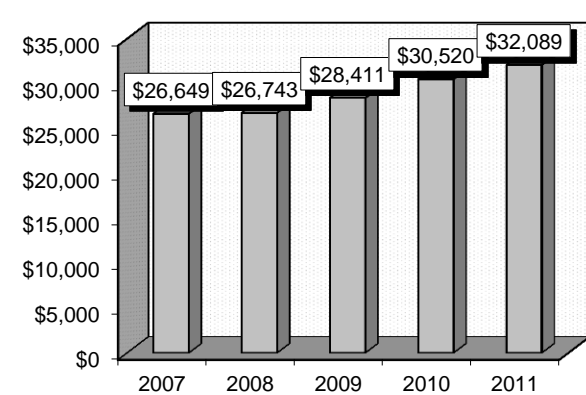
Patient Discharges



Average Length of Stay



Average Billed Charges



County / Hospital	2007			2008			2009			2010			2011		
	Cases	Avg LOS	Avg Bill	Cases	Avg LOS	Avg Bill	Cases	Avg LOS	Avg Bill	Cases	Avg LOS	Avg Bill	Cases	Avg LOS	Avg Bill
CLARK															
Centennial Hills	0	0.00	\$0	60	2.88	\$22,907	87	2.86	\$24,173	107	3.24	\$36,323	92	3.07	\$34,613
Desert Springs	84	3.39	\$22,869	94	4.38	\$36,331	100	4.61	\$37,675	97	4.41	\$43,196	76	3.57	\$37,341
Mountain View	159	3.53	\$27,955	164	4.16	\$31,614	144	4.29	\$41,541	152	4.03	\$42,085	126	4.00	\$43,990
North Vista	44	4.32	\$33,232	43	4.44	\$36,964	38	3.63	\$35,375	37	4.35	\$35,517	36	5.89	\$48,663
Southern Hills	39	5.79	\$37,348	49	4.47	\$30,007	46	3.50	\$30,132	41	3.15	\$27,911	41	4.39	\$47,178
Spring Valley	97	3.56	\$27,926	96	3.45	\$26,105	91	3.60	\$30,431	101	3.45	\$34,941	104	3.05	\$37,475
St. Rose-Rose de Lima	72	3.76	\$27,725	83	3.65	\$27,772	66	3.73	\$25,877	96	3.74	\$29,248	113	3.35	\$30,119
St. Rose-San Martin	46	3.37	\$26,836	97	3.09	\$22,698	107	3.17	\$21,412	138	3.47	\$30,256	110	3.65	\$35,972
St. Rose-Siena	126	3.92	\$27,919	120	4.87	\$30,961	169	4.24	\$32,732	171	3.89	\$31,712	139	3.71	\$30,560
Summerlin	152	4.42	\$35,919	122	3.66	\$30,341	115	3.99	\$34,123	132	3.77	\$39,201	166	4.13	\$49,634
Sunrise	160	4.03	\$28,219	170	3.76	\$29,137	157	3.82	\$32,924	151	3.79	\$34,933	180	3.24	\$35,943
UMC	152	4.78	\$33,463	128	4.82	\$32,181	128	4.18	\$28,269	108	3.68	\$27,849	127	3.61	\$22,170
Valley	115	4.03	\$33,300	114	4.06	\$32,615	109	4.61	\$37,876	89	4.11	\$39,806	83	3.33	\$34,167
TOTAL	1,246	4.04	\$30,203	1,340	4.00	\$30,040	1,357	3.94	\$32,220	1,420	3.78	\$35,118	1,393	3.64	\$36,696
WASHOE															
Carson Tahoe	67	2.76	\$17,704	71	3.14	\$18,551	81	3.00	\$18,385	89	3.10	\$19,073	99	3.43	\$20,449
Northern Nevada	30	3.37	\$18,889	30	3.60	\$22,579	37	4.68	\$35,391	28	3.07	\$25,185	23	2.65	\$24,073
Renown Regional	114	4.04	\$17,912	132	4.39	\$21,319	143	4.08	\$21,955	157	3.75	\$23,190	159	4.47	\$27,581
Renown S. Meadows	39	3.38	\$16,285	36	2.92	\$17,470	39	2.62	\$18,852	45	2.71	\$19,978	42	2.62	\$22,611
Saint Mary's	85	4.20	\$18,840	99	3.64	\$17,140	100	3.68	\$18,040	90	3.51	\$20,234	119	3.76	\$20,833
Sierra Surgery	0	0.00	\$0	0	0.00	\$0	0	0.00	\$0	0	0.00	\$0	0	0.00	\$0
TOTAL	335	3.69	\$18,004	368	3.74	\$19,387	400	3.67	\$21,194	409	3.40	\$21,427	442	3.77	\$23,512
RURAL															
Battle Mountain	1	2.00	\$1,667	0	0.00	\$0	1	1.00	\$1,593	0	0.00	\$0	0	0.00	\$0
Boulder City	12	3.17	\$6,727	15	2.60	\$7,414	14	4.29	\$9,958	11	2.73	\$5,149	3	1.00	\$6,732
Carson Valley	2	5.50	\$21,847	10	2.10	\$14,693	10	2.20	\$9,361	15	2.60	\$13,238	15	2.53	\$13,407
Churchill	12	3.00	\$11,477	10	2.90	\$14,492	24	2.96	\$12,747	17	2.65	\$12,325	23	3.35	\$16,515
Desert View	0	0.00	\$0	10	2.50	\$7,634	17	2.94	\$14,080	30	2.13	\$8,845	22	2.14	\$9,191
Grover C. Dils	6	3.17	\$6,799	9	2.33	\$6,812	8	2.75	\$7,911	1	2.00	\$10,452	2	2.50	\$5,845
Humboldt	4	2.00	\$15,409	5	3.40	\$13,748	4	3.25	\$13,389	10	3.60	\$17,786	8	2.00	\$11,943
Incline Village	0	0.00	\$0	0	0.00	\$0	0	0.00	\$0	0	0.00	\$0	0	0.00	\$0
Mesa View	12	2.58	\$12,268	15	1.73	\$7,126	24	2.13	\$10,039	22	2.91	\$13,550	27	2.67	\$12,363
Mount Grant	3	4.67	\$12,574	4	4.50	\$9,131	9	3.56	\$10,589	11	3.27	\$10,425	8	4.25	\$12,978
Northeastern	14	2.21	\$10,897	12	2.58	\$16,902	18	3.56	\$21,673	24	2.71	\$18,732	31	3.61	\$25,192
Nye	7	1.29	\$7,998	4	1.75	\$13,600	6	2.00	\$11,423	4	2.25	\$7,736	8	2.25	\$9,889
Pershing	2	2.00	\$10,570	1	2.00	\$9,119	1	2.00	\$8,154	1	1.00	\$5,781	2	2.00	\$7,424
South Lyon	6	4.33	\$6,322	2	1.50	\$4,698	3	2.33	\$7,504	5	1.40	\$5,029	1	1.00	\$9,000
William Bee Ririe	9	1.56	\$5,384	8	1.75	\$8,497	9	4.78	\$22,351	2	2.50	\$8,409	2	3.00	\$9,083
TOTAL	90	2.70	\$9,636	105	2.41	\$10,444	148	3.04	\$12,996	153	2.63	\$12,153	152	2.85	\$14,804
ALL COUNTIES	1,671	3.90	\$26,649	1,813	3.85	\$26,743	1,905	3.82	\$28,411	1,982	3.61	\$30,520	1,987	3.61	\$32,089

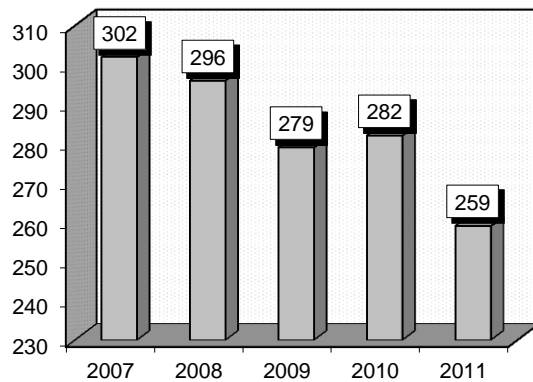
Cholecystectomy - Nonlaparoscopic

Diagnoses and Procedures: that frequently accompanied cholecystectomy nonlaparoscopic were: 1) Calculus of gallbladder with acute cholecystitis, without mention of obstruction (57400), 2) Acute cholecystitis (5750), 3) Acute pancreatitis (5770), 4) Chronic cholecystitis (57511), 5) Cholecystectomy (5122).

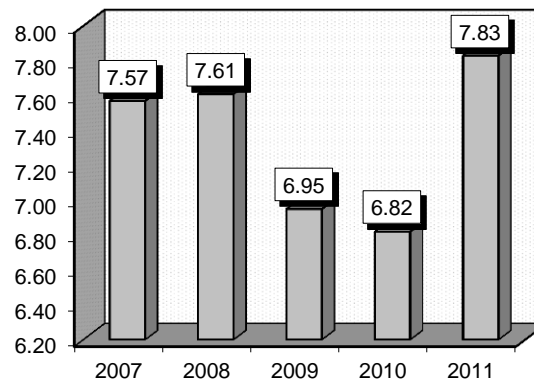
Definitions: Cholecystectomy Nonlaparoscopic : Removal of the gallbladder through open surgery, in contrast to using a laparoscope (flexible surgical tools that are inserted into the body through small openings). **Cholecystitis :** Inflammation of the gallbladder. **Pancreatitis :** Inflammation of the pancreas.

Gender	2007			2008			2009			2010			2011		
	Cases	Avg LOS	Avg Bill	Cases	Avg LOS	Avg Bill	Cases	Avg LOS	Avg Bill	Cases	Avg LOS	Avg Bill	Cases	Avg LOS	Avg Bill
Male	152	8.01	\$85,695	150	8.43	\$86,020	128	7.71	\$83,869	145	7.41	\$97,931	127	8.42	\$128,741
Female	150	7.12	\$74,075	146	6.77	\$67,783	151	6.30	\$70,564	137	6.20	\$69,997	132	7.27	\$99,581
Age Group	Cases	Avg LOS	Avg Bill	Cases	Avg LOS	Avg Bill	Cases	Avg LOS	Avg Bill	Cases	Avg LOS	Avg Bill	Cases	Avg LOS	Avg Bill
Ages 0-17	4	3.75	\$44,323	3	2.33	\$29,623	3	1.67	\$29,460	1	1.00	\$36,845	3	7.00	\$90,839
Ages 18-35	36	5.42	\$53,490	38	5.29	\$60,257	31	4.19	\$53,199	38	5.45	\$63,300	27	4.15	\$56,426
Ages 36-49	56	6.93	\$77,151	55	7.36	\$78,076	45	6.98	\$80,739	53	4.58	\$57,777	41	6.76	\$89,385
Ages 50-64	92	7.41	\$77,678	78	7.88	\$75,310	75	7.72	\$75,011	76	7.29	\$97,282	73	9.75	\$161,584
Ages 65+	114	8.82	\$92,694	122	8.40	\$84,035	125	7.28	\$83,150	114	8.06	\$95,541	115	7.88	\$106,420
TOTAL	302	7.57	\$79,923	296	7.61	\$77,025	279	6.95	\$76,668	282	6.82	\$84,360	259	7.83	\$113,879

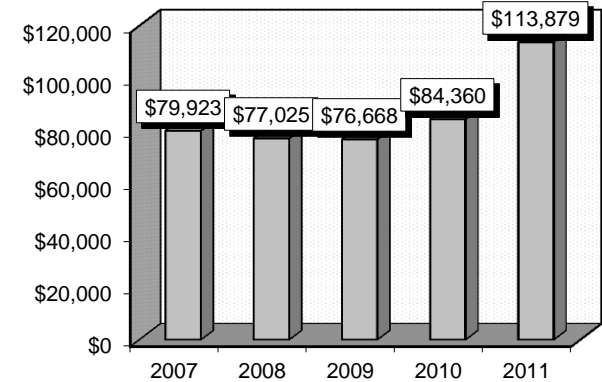
Patient Discharges



Average Length of Stay



Average Billed Charges



County / Hospital	2007			2008			2009			2010			2011		
	Cases	Avg LOS	Avg Bill	Cases	Avg LOS	Avg Bill	Cases	Avg LOS	Avg Bill	Cases	Avg LOS	Avg Bill	Cases	Avg LOS	Avg Bill
CLARK															
Centennial Hills	0	0.00	\$0	13	6.38	\$63,238	8	5.63	\$69,019	5	10.00	\$124,121	10	6.60	\$146,134
Desert Springs	24	7.42	\$79,378	29	7.03	\$85,214	20	7.00	\$90,893	17	4.94	\$80,989	23	6.91	\$113,881
Mountain View	33	8.73	\$84,330	22	6.55	\$76,724	10	8.00	\$84,656	10	5.00	\$71,517	13	4.54	\$69,058
North Vista	15	7.73	\$96,679	9	5.89	\$88,822	9	7.33	\$113,886	9	9.00	\$114,302	6	5.67	\$105,486
Southern Hills	4	7.75	\$92,894	2	2.50	\$37,890	3	6.67	\$89,265	5	5.60	\$88,473	10	6.80	\$85,673
Spring Valley	23	7.87	\$93,258	17	5.82	\$76,249	15	6.67	\$77,199	16	6.56	\$93,155	9	7.11	\$111,947
St. Rose-Rose de Lima	15	7.47	\$81,685	9	8.78	\$90,559	11	7.55	\$93,896	13	5.77	\$68,473	7	12.43	\$155,442
St. Rose-San Martin	3	4.67	\$71,443	8	6.63	\$61,729	7	6.00	\$69,185	6	6.33	\$84,310	10	10.00	\$131,669
St. Rose-Siena	18	6.94	\$80,772	17	8.06	\$76,108	12	6.25	\$71,264	15	6.67	\$100,593	20	10.30	\$121,595
Summerlin	16	6.75	\$99,905	17	7.59	\$88,839	10	6.10	\$94,864	18	7.44	\$113,399	19	6.32	\$105,470
Sunrise	33	8.21	\$88,008	35	7.29	\$78,287	35	6.23	\$79,621	31	7.68	\$107,449	18	11.89	\$319,180
UMC	29	8.38	\$104,136	38	10.79	\$101,162	30	9.63	\$121,202	28	8.64	\$99,128	27	9.44	\$107,380
Valley	12	10.50	\$103,717	13	7.38	\$73,704	14	4.93	\$63,403	16	8.38	\$127,764	18	8.06	\$138,924
TOTAL	225	7.97	\$90,291	229	7.63	\$82,131	184	7.00	\$88,580	189	7.19	\$99,317	190	8.30	\$134,007
WASHOE															
Carson Tahoe	10	6.10	\$70,058	15	10.20	\$99,408	17	12.35	\$72,135	23	5.57	\$53,950	7	3.43	\$39,339
Northern Nevada	2	11.00	\$119,749	4	10.75	\$82,494	6	4.83	\$64,170	5	5.20	\$65,072	3	7.00	\$71,963
Renown Regional	31	5.97	\$38,523	20	7.10	\$41,058	28	5.61	\$41,720	24	7.67	\$55,134	28	7.64	\$60,743
Renown S. Meadows	7	4.43	\$29,819	3	3.67	\$27,280	4	7.75	\$60,618	2	7.50	\$51,691	2	5.50	\$51,184
Saint Mary's	15	8.60	\$59,145	13	7.85	\$62,886	25	6.48	\$61,806	22	6.77	\$67,267	16	7.19	\$71,949
Sierra Surgery	1	2.00	\$17,669	0	0.00	\$0	0	0.00	\$0	7	2.43	\$22,480	3	3.33	\$22,900
TOTAL	66	6.52	\$49,210	55	8.20	\$64,393	80	7.36	\$57,088	83	6.25	\$55,783	59	6.69	\$59,565
RURAL															
Battle Mountain	0	0.00	\$0	0	0.00	\$0	0	0.00	\$0	0	0.00	\$0	0	0.00	\$0
Boulder City	0	0.00	\$0	0	0.00	\$0	0	0.00	\$0	0	0.00	\$0	0	0.00	\$0
Carson Valley	0	0.00	\$0	2	4.50	\$43,183	0	0.00	\$0	1	6.00	\$28,944	1	6.00	\$82,352
Churchill	3	8.33	\$68,195	0	0.00	\$0	5	5.40	\$42,197	3	7.00	\$45,823	4	8.50	\$60,357
Desert View	0	0.00	\$0	2	5.00	\$28,561	0	0.00	\$0	0	0.00	\$0	1	1.00	\$21,334
Grover C. Dils	0	0.00	\$0	0	0.00	\$0	0	0.00	\$0	0	0.00	\$0	0	0.00	\$0
Humboldt	2	9.50	\$94,701	2	5.00	\$33,922	1	4.00	\$45,300	2	3.00	\$28,340	0	0.00	\$0
Incline Village	0	0.00	\$0	0	0.00	\$0	0	0.00	\$0	0	0.00	\$0	0	0.00	\$0
Mesa View	1	5.00	\$40,512	2	5.00	\$38,432	4	2.75	\$21,834	1	3.00	\$22,862	0	0.00	\$0
Mount Grant	0	0.00	\$0	0	0.00	\$0	0	0.00	\$0	0	0.00	\$0	0	0.00	\$0
Northeastern	3	2.33	\$27,291	4	4.00	\$40,389	3	4.00	\$39,250	3	3.33	\$47,555	2	3.50	\$48,950
Nye	0	0.00	\$0	0	0.00	\$0	0	0.00	\$0	0	0.00	\$0	0	0.00	\$0
Pershing	0	0.00	\$0	0	0.00	\$0	0	0.00	\$0	0	0.00	\$0	0	0.00	\$0
South Lyon	0	0.00	\$0	0	0.00	\$0	0	0.00	\$0	0	0.00	\$0	0	0.00	\$0
William Bee Ririe	2	3.00	\$28,588	0	0.00	\$0	2	3.50	\$31,639	0	0.00	\$0	2	4.00	\$38,075
TOTAL	11	5.64	\$52,141	12	4.58	\$37,479	15	4.07	\$34,976	10	4.60	\$38,862	10	5.60	\$51,916
ALL COUNTIES	302	7.57	\$79,923	296	7.61	\$77,025	279	6.95	\$76,668	282	6.82	\$84,360	259	7.83	\$113,879

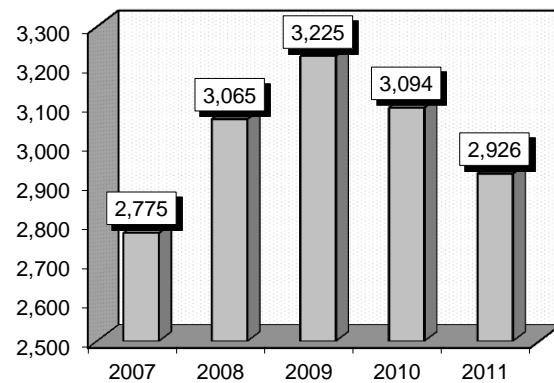
Cholecystectomy - Laparoscopic

Procedures: that frequently accompanied laparoscopic cholecystectomy were: 1) Intraoperative cholangiogram (8753), 2) Endoscopic sphincterotomy (5185), 3) Endoscopic removal of bile stones (5188), 4) Laparoscopic peritoneal adhesiolysis (5451), 5) Esophagogastroduodenoscopy with closed biopsy (4516).

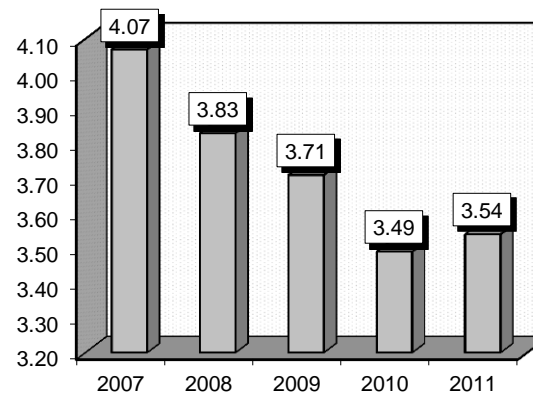
Definitions: **Laparoscope:** A narrow tube with a light and a fiberoptic camera. It is inserted through a small incision to assist in surgeries by transmitting images to the physician. **Cholecystectomy:** The surgical removal of the gallbladder. **Intraoperative:** During the course of an operation. **Cholangiogram:** An X-ray study of the bile ducts performed with contrast injected into the ducts. **Sphincterotomy:** Surgical cutting/incision of a sphincter; incision of the internal sphincter of the anus, used in the treatment of anal fissure. **Peritoneal:** A membrane that lines the wall of the abdominal cavity. **Adhesiolysis:** The treatment for the removal of scarlike tissue that forms between two surfaces within the body. **Esophagogastroduodenoscopy:** Exam of the upper digestive tract using an endoscope. **Endoscope:** A small, flexible tube with a light and a lens on the end used to look into the esophagus, stomach, duodenum, colon, or rectum.

Gender	2007			2008			2009			2010			2011		
	Cases	Avg LOS	Avg Bill	Cases	Avg LOS	Avg Bill	Cases	Avg LOS	Avg Bill	Cases	Avg LOS	Avg Bill	Cases	Avg LOS	Avg Bill
Male	880	4.57	\$50,079	1,037	4.15	\$49,951	994	4.16	\$53,090	1,008	3.94	\$56,917	1,021	4.03	\$64,496
Female	1,895	3.83	\$43,153	2,028	3.67	\$43,248	2,231	3.51	\$44,889	2,086	3.28	\$47,835	1,905	3.27	\$51,998
Age Group	Cases	Avg LOS	Avg Bill	Cases	Avg LOS	Avg Bill	Cases	Avg LOS	Avg Bill	Cases	Avg LOS	Avg Bill	Cases	Avg LOS	Avg Bill
Ages 0-17	65	2.68	\$29,501	68	3.59	\$33,979	86	2.62	\$31,258	51	3.45	\$40,793	47	3.40	\$40,291
Ages 18-35	796	3.43	\$38,708	953	3.09	\$38,297	934	2.88	\$39,187	901	2.86	\$42,181	766	2.77	\$45,234
Ages 36-49	698	3.67	\$43,867	747	3.65	\$43,950	824	3.35	\$44,703	758	2.91	\$43,590	679	2.96	\$48,540
Ages 50-64	642	4.21	\$46,051	685	3.93	\$46,431	693	3.77	\$48,628	701	3.41	\$51,264	688	3.52	\$57,266
Ages 65+	574	5.42	\$57,370	612	5.11	\$58,925	688	5.34	\$62,640	683	5.07	\$70,413	746	4.87	\$75,074
TOTAL	2,775	4.07	\$45,349	3,065	3.83	\$45,516	3,225	3.71	\$47,417	3,094	3.49	\$50,793	2,926	3.54	\$56,359

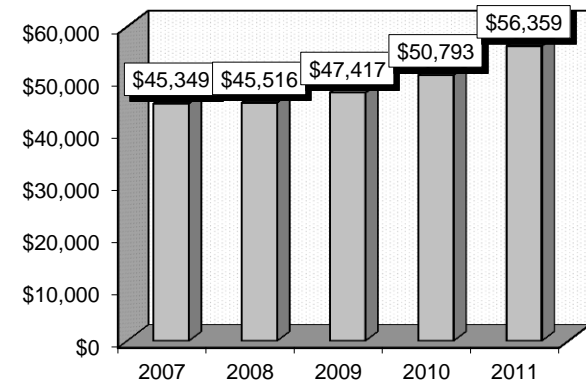
Patient Discharges



Average Length of Stay



Average Billed Charges



County / Hospital	2007			2008			2009			2010			2011		
	Cases	Avg LOS	Avg Bill	Cases	Avg LOS	Avg Bill	Cases	Avg LOS	Avg Bill	Cases	Avg LOS	Avg Bill	Cases	Avg LOS	Avg Bill
CLARK															
Centennial Hills	0	0.00	\$0	135	3.16	\$40,693	212	3.30	\$46,280	195	3.68	\$56,124	177	3.36	\$66,705
Desert Springs	230	4.55	\$54,067	204	4.09	\$55,323	180	3.88	\$59,117	160	3.78	\$66,923	177	3.70	\$77,118
Mountain View	254	4.59	\$50,243	234	4.41	\$51,971	259	4.61	\$58,354	228	3.65	\$53,497	207	3.69	\$58,474
North Vista	103	4.16	\$57,620	134	3.43	\$55,077	111	3.54	\$54,894	107	3.73	\$63,635	80	4.26	\$69,755
Southern Hills	93	4.03	\$41,092	100	4.40	\$46,965	72	3.64	\$48,472	87	3.11	\$44,373	82	2.94	\$48,899
Spring Valley	149	4.55	\$59,315	141	3.66	\$49,075	169	3.36	\$48,352	158	3.58	\$59,251	148	3.05	\$56,432
St. Rose-Rose de Lima	131	4.18	\$50,305	138	3.13	\$41,392	140	3.34	\$45,990	164	3.20	\$50,021	122	3.39	\$53,172
St. Rose-San Martin	104	3.65	\$44,550	152	3.63	\$45,531	157	3.88	\$52,301	144	3.04	\$46,914	141	2.88	\$53,456
St. Rose-Siena	220	3.52	\$47,006	208	4.06	\$48,361	206	3.59	\$49,728	254	3.41	\$53,456	188	3.59	\$60,370
Summerlin	174	4.48	\$55,244	162	4.14	\$57,487	191	3.82	\$53,874	198	3.24	\$52,042	202	4.26	\$81,759
Sunrise	234	4.24	\$46,434	264	4.21	\$50,984	261	3.37	\$47,848	182	4.29	\$70,772	194	4.05	\$64,390
UMC	192	4.21	\$52,942	256	4.50	\$53,273	287	4.48	\$58,144	270	3.95	\$56,468	255	3.43	\$56,696
Valley	150	5.29	\$54,177	175	4.47	\$51,858	167	3.72	\$49,104	135	3.97	\$62,762	131	4.10	\$67,123
TOTAL	2,034	4.31	\$51,192	2,303	4.02	\$50,419	2,412	3.79	\$52,189	2,282	3.61	\$56,670	2,104	3.61	\$63,277
WASHOE															
Carson Tahoe	110	3.15	\$37,504	121	3.06	\$36,400	124	3.19	\$40,017	117	3.61	\$46,553	117	3.26	\$46,523
Northern Nevada	67	3.15	\$36,919	67	3.15	\$38,080	66	3.09	\$38,662	89	2.63	\$36,935	84	2.95	\$47,216
Renown Regional	247	3.68	\$26,888	217	3.49	\$26,566	282	3.94	\$31,680	287	3.32	\$29,958	282	3.67	\$33,319
Renown S. Meadows	44	3.25	\$23,733	50	2.92	\$22,762	43	3.35	\$28,933	64	2.44	\$24,899	46	4.93	\$47,552
Saint Mary's	134	3.90	\$32,447	151	3.70	\$36,515	144	3.71	\$37,404	113	3.57	\$44,136	157	3.22	\$42,891
Sierra Surgery	4	2.75	\$19,054	3	3.00	\$23,126	0	0.00	\$0	1	4.00	\$29,254	0	0.00	\$0
TOTAL	606	3.54	\$30,873	609	3.37	\$31,924	659	3.63	\$35,020	671	3.24	\$35,681	686	3.49	\$40,418
RURAL															
Battle Mountain	0	0.00	\$0	0	0.00	\$0	0	0.00	\$0	0	0.00	\$0	0	0.00	\$0
Boulder City	14	2.50	\$13,512	12	3.17	\$22,174	9	2.00	\$10,108	1	4.00	\$14,968	0	0.00	\$0
Carson Valley	3	12.67	\$52,724	13	2.23	\$23,723	23	2.39	\$23,720	17	2.41	\$22,905	19	2.26	\$27,213
Churchill	61	2.70	\$22,399	41	2.88	\$25,391	26	3.46	\$31,467	46	3.50	\$28,902	34	3.53	\$31,931
Desert View	0	0.00	\$0	15	3.20	\$19,275	17	2.82	\$18,630	8	2.88	\$19,617	5	2.60	\$19,562
Grover C. Dils	0	0.00	\$0	0	0.00	\$0	0	0.00	\$0	0	0.00	\$0	0	0.00	\$0
Humboldt	15	2.60	\$24,665	27	2.56	\$25,897	36	2.56	\$24,517	29	1.79	\$21,695	38	2.11	\$26,295
Incline Village	0	0.00	\$0	0	0.00	\$0	0	0.00	\$0	0	0.00	\$0	0	0.00	\$0
Mesa View	7	2.14	\$25,302	9	3.22	\$26,594	5	4.00	\$33,091	8	2.13	\$22,635	8	2.00	\$23,810
Mount Grant	0	0.00	\$0	0	0.00	\$0	0	0.00	\$0	0	0.00	\$0	0	0.00	\$0
Northeastern	34	2.15	\$21,739	33	2.79	\$30,988	35	2.71	\$30,409	30	2.90	\$37,356	31	2.42	\$36,334
Nye	0	0.00	\$0	0	0.00	\$0	0	0.00	\$0	0	0.00	\$0	0	0.00	\$0
Pershing	0	0.00	\$0	0	0.00	\$0	0	0.00	\$0	0	0.00	\$0	0	0.00	\$0
South Lyon	0	0.00	\$0	0	0.00	\$0	0	0.00	\$0	0	0.00	\$0	0	0.00	\$0
William Bee Ririe	1	4.00	\$9,797	3	3.00	\$27,878	3	2.67	\$25,875	2	3.50	\$35,085	1	3.00	\$29,342
TOTAL	135	2.73	\$22,294	153	2.82	\$25,813	154	2.77	\$25,723	141	2.78	\$27,602	136	2.57	\$29,750
ALL COUNTIES	2,775	4.07	\$45,349	3,065	3.83	\$45,516	3,225	3.71	\$47,417	3,094	3.49	\$50,793	2,926	3.54	\$56,359

Cirrhosis & Alcoholic Hepatitis

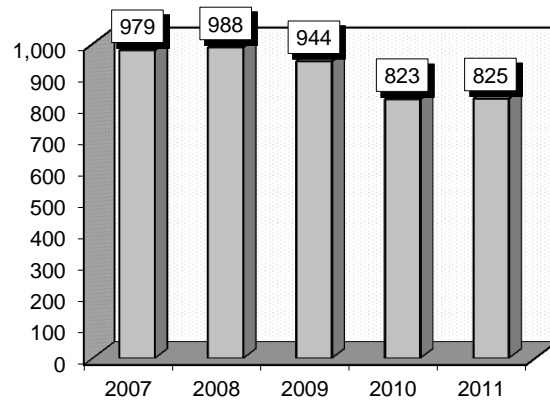
Diagnoses: that frequently accompanied cirrhosis and alcoholic hepatitis were: 1) Ascites (7895), 2) Portal hypertension (5723), 3) Tobacco use disorder (3051), 4) Esophageal varices in diseases classified elsewhere (45620), 5) Hypertension (4019).

Definitions: **Cirrhosis:** A chronic liver disease that causes scarring of the liver and liver dysfunction. This often has many complications, including accumulation of fluid in the abdomen (ascites), bleeding disorders (coagulopathy) increased pressure in the blood vessels (portal hypertension) and confusion or a change in the level of consciousness (hepatic encephalopathy). Common causes include hepatitis C and alcohol use. **Hepatitis:** Inflammation of the liver, characterized by anorexia, abdominal and gastric discomfort and abnormal liver function. **Portal hypertension:** An increased venous pressure in the portal circulation caused by compression or occlusion in the portal or hepatic vascular system. **Hepatitis C:** A type of hepatitis most commonly transmitted by blood transfusion or, used needle puncture. **Ascites:** Fluid in peritoneal (abdominal) cavity. **Varices:** Stretched veins such as those that form in the esophagus from cirrhosis. **Hypertension:** Elevated blood pressure persistently exceeding 140/90. Essential hypertension, the most common kind, has no single identifiable cause.

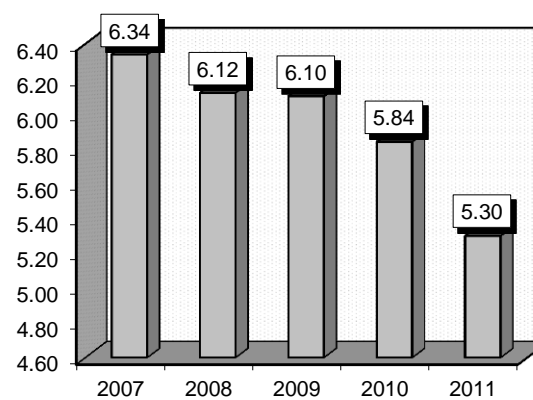
Comments: The liver is the largest internal organ in the human body. The liver helps the body digest fats, stores reserves of nutrients, filters poisons and wastes from the blood, synthesizes proteins, and regulates the levels of many chemicals found in the bloodstream.

	2007			2008			2009			2010			2011		
Gender	Cases	Avg LOS	Avg Bill	Cases	Avg LOS	Avg Bill	Cases	Avg LOS	Avg Bill	Cases	Avg LOS	Avg Bill	Cases	Avg LOS	Avg Bill
Male	639	6.21	\$47,029	698	6.00	\$45,245	628	6.04	\$47,677	556	5.87	\$53,953	510	5.39	\$48,584
Female	340	6.60	\$47,034	290	6.41	\$51,156	316	6.21	\$50,221	267	5.78	\$53,302	315	5.17	\$46,307
Age Group	Cases	Avg LOS	Avg Bill	Cases	Avg LOS	Avg Bill	Cases	Avg LOS	Avg Bill	Cases	Avg LOS	Avg Bill	Cases	Avg LOS	Avg Bill
Ages 0-17	2	2.50	\$731	0	0.00	\$0	0	0.00	\$0	0	0.00	\$0	0	0.00	\$0
Ages 18-35	53	4.92	\$35,444	52	5.56	\$42,000	59	6.75	\$50,753	54	4.93	\$40,518	41	5.85	\$57,241
Ages 36-49	307	6.15	\$44,700	295	5.86	\$46,147	323	5.92	\$49,345	251	6.11	\$51,982	231	5.18	\$47,456
Ages 50-64	461	6.68	\$50,094	507	6.34	\$47,686	416	6.47	\$48,357	389	5.84	\$55,035	425	5.59	\$49,038
Ages 65+	156	6.25	\$47,096	134	6.09	\$48,077	146	5.16	\$46,310	129	5.72	\$58,798	128	4.39	\$40,739
TOTAL	979	6.34	\$47,031	988	6.12	\$46,980	944	6.10	\$48,528	823	5.84	\$53,741	825	5.30	\$47,715

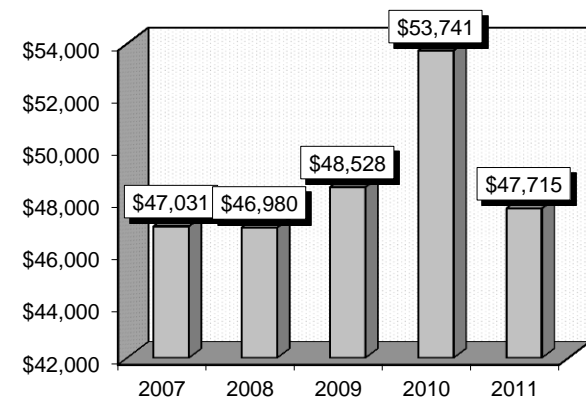
Patient Discharges



Average Length of Stay



Average Billed Charges



County / Hospital	2007			2008			2009			2010			2011		
	Cases	Avg LOS	Avg Bill	Cases	Avg LOS	Avg Bill	Cases	Avg LOS	Avg Bill	Cases	Avg LOS	Avg Bill	Cases	Avg LOS	Avg Bill
CLARK															
Centennial Hills	0	0.00	\$0	14	3.86	\$33,638	13	3.85	\$30,846	22	7.55	\$69,210	29	5.17	\$62,653
Desert Springs	84	5.83	\$42,943	78	5.27	\$51,182	75	6.69	\$46,274	36	6.25	\$52,539	39	7.15	\$68,053
Mountain View	69	6.71	\$55,387	62	5.69	\$48,212	50	5.28	\$53,737	46	6.48	\$81,564	48	4.10	\$49,719
North Vista	45	10.40	\$73,561	41	5.78	\$49,189	42	6.48	\$58,003	33	8.12	\$71,519	42	4.90	\$51,004
Southern Hills	18	9.17	\$82,124	19	6.42	\$57,443	24	6.00	\$47,680	6	4.00	\$52,301	15	5.00	\$46,381
Spring Valley	57	7.51	\$58,189	42	8.76	\$74,248	36	5.50	\$52,032	50	4.78	\$49,035	53	4.09	\$42,157
St. Rose-Rose de Lima	54	5.37	\$45,414	47	6.53	\$53,007	62	4.24	\$41,239	40	5.70	\$56,041	36	7.00	\$67,141
St. Rose-San Martin	10	5.30	\$40,711	26	6.08	\$51,092	32	5.50	\$44,405	26	6.81	\$55,881	26	5.46	\$47,473
St. Rose-Siena	59	5.46	\$46,615	36	6.06	\$37,298	38	6.92	\$74,482	27	7.33	\$81,002	27	5.41	\$56,847
Summerlin	24	4.04	\$35,037	24	5.33	\$48,326	27	5.59	\$52,183	23	5.65	\$77,265	30	4.20	\$50,266
Sunrise	90	7.12	\$56,725	100	7.68	\$68,352	82	7.54	\$64,312	112	6.20	\$58,132	67	5.16	\$56,456
UMC	177	6.44	\$44,351	201	6.06	\$43,690	184	5.66	\$42,071	165	5.28	\$39,415	144	5.61	\$42,626
Valley	65	5.60	\$52,226	70	5.61	\$49,090	52	6.67	\$70,815	41	7.12	\$103,946	46	4.87	\$58,935
TOTAL	752	6.54	\$50,977	760	6.23	\$51,387	717	5.98	\$51,501	627	6.08	\$59,372	602	5.26	\$51,920
WASHOE															
Carson Tahoe	29	4.03	\$36,535	45	4.24	\$25,228	46	5.13	\$29,334	31	3.94	\$25,928	34	7.79	\$41,161
Northern Nevada	37	4.84	\$29,845	17	6.59	\$42,396	19	5.11	\$33,286	20	5.45	\$53,697	18	5.67	\$54,756
Renown Regional	96	5.52	\$32,268	78	6.99	\$38,238	81	7.17	\$47,960	87	5.56	\$38,802	95	5.60	\$38,482
Renown S. Meadows	12	8.00	\$40,868	12	7.33	\$34,095	9	7.78	\$48,841	11	5.73	\$38,218	9	3.22	\$24,221
Saint Mary's	39	7.18	\$41,711	53	5.42	\$33,188	41	8.32	\$50,496	19	6.26	\$44,099	34	4.65	\$36,563
Sierra Surgery	0	0.00	\$0	0	0.00	\$0	0	0.00	\$0	0	0.00	\$0	0	0.00	\$0
TOTAL	213	5.64	\$34,642	205	5.97	\$34,179	196	6.76	\$42,737	168	5.34	\$38,760	190	5.72	\$39,484
RURAL															
Battle Mountain	0	0.00	\$0	0	0.00	\$0	0	0.00	\$0	0	0.00	\$0	0	0.00	\$0
Boulder City	1	1.00	\$3,747	3	3.00	\$7,062	3	4.33	\$5,398	1	4.00	\$13,205	0	0.00	\$0
Carson Valley	0	0.00	\$0	4	4.00	\$20,708	3	2.67	\$14,121	1	4.00	\$16,190	2	4.00	\$36,128
Churchill	2	2.50	\$7,113	4	3.00	\$18,969	3	2.00	\$12,827	7	3.00	\$16,641	11	4.36	\$17,711
Desert View	0	0.00	\$0	1	3.00	\$7,701	6	4.33	\$20,551	3	3.67	\$14,022	6	2.17	\$10,824
Grover C. Dils	0	0.00	\$0	1	3.00	\$6,272	0	0.00	\$0	0	0.00	\$0	0	0.00	\$0
Humboldt	1	5.00	\$12,244	1	7.00	\$10,114	2	2.00	\$10,225	2	1.50	\$9,369	3	2.33	\$14,578
Incline Village	0	0.00	\$0	0	0.00	\$0	0	0.00	\$0	0	0.00	\$0	0	0.00	\$0
Mesa View	1	2.00	\$10,620	1	5.00	\$29,428	2	1.50	\$15,808	3	4.33	\$18,704	1	4.00	\$22,833
Mount Grant	1	15.00	\$35,614	0	0.00	\$0	2	17.00	\$31,986	1	8.00	\$25,763	3	7.67	\$19,597
Northeastern	3	13.67	\$66,004	4	4.75	\$23,171	3	3.00	\$14,846	6	5.33	\$30,044	5	2.80	\$24,525
Nye	4	1.75	\$5,647	0	0.00	\$0	0	0.00	\$0	0	0.00	\$0	0	0.00	\$0
Pershing	0	0.00	\$0	0	0.00	\$0	3	5.67	\$20,501	0	0.00	\$0	0	0.00	\$0
South Lyon	0	0.00	\$0	2	1.00	\$3,867	0	0.00	\$0	0	0.00	\$0	0	0.00	\$0
William Bee Ririe	1	9.00	\$32,593	2	5.50	\$10,699	4	5.50	\$16,490	4	1.50	\$5,539	2	2.50	\$13,560
TOTAL	14	6.07	\$23,546	23	3.78	\$15,444	31	4.58	\$16,399	28	3.64	\$17,535	33	3.70	\$18,398
ALL COUNTIES	979	6.34	\$47,031	988	6.12	\$46,980	944	6.10	\$48,528	823	5.84	\$53,741	825	5.30	\$47,715

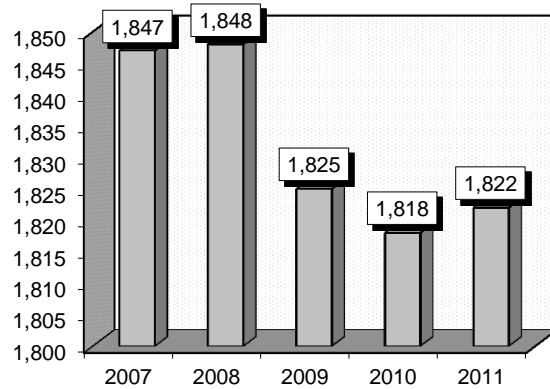
Hip & Femur Procedures Except Major Joint

Procedures: that frequently accompanied hip and femur procedures except major joint were: 1) Open reduction reduction of fracture with internal fixation of femur (7935), 2) Closed reduction of fracture with internal fixation of femur (7915), 3) Transfusion of packed cells (9904), 4) Internal fixation of bone without fracture reduction (7855), 5) Removal of implanted devices from bone, femur (7865), 6) Bone graft, femur (7805), 7) Arthrotomy, hip (8015).

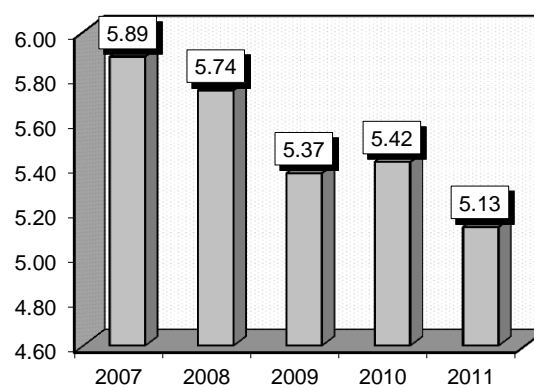
Definitions: **Open reduction:** A surgical procedure for reducing a fracture or dislocation. **Closed reduction:** The manual correction of a fracture without an incision. **Internal fixation:** A method of holding together the fragments of a fractured bone. After open reduction of the fracture, pins, wires, screws, plates or nails may be used to stabilize the fragments. **Bone graft:** The transplantation of a piece of bone from one part of the body to another to repair a skeletal defect. **Osteoclasis:** The intentional surgical fracture of a bone to correct a deformity. **Femur:** The thigh bone that extends from the pelvis to the knee. It is the longest and strongest bone in the body. **Closed reduction:** The manual corrections of fractures without incisions. **Transfusion:** A transfer of body fluids or tissues from one person to another. **Arthrotomy:** The surgical incision into a joint.

	2007			2008			2009			2010			2011		
Gender	Cases	Avg LOS	Avg Bill	Cases	Avg LOS	Avg Bill	Cases	Avg LOS	Avg Bill	Cases	Avg LOS	Avg Bill	Cases	Avg LOS	Avg Bill
Male	718	5.96	\$62,099	704	5.70	\$62,366	717	5.48	\$66,412	688	5.50	\$71,998	670	5.15	\$75,260
Female	1,129	5.84	\$57,467	1,144	5.77	\$61,659	1,108	5.30	\$60,975	1,130	5.37	\$66,471	1,152	5.12	\$73,036
Age Group	Cases	Avg LOS	Avg Bill	Cases	Avg LOS	Avg Bill	Cases	Avg LOS	Avg Bill	Cases	Avg LOS	Avg Bill	Cases	Avg LOS	Avg Bill
Ages 0-17	146	3.75	\$48,381	120	2.80	\$37,411	124	2.91	\$43,622	101	2.79	\$47,268	88	2.42	\$49,672
Ages 18-35	114	4.91	\$65,054	114	5.28	\$68,235	96	4.51	\$66,349	77	4.58	\$70,406	81	3.91	\$76,332
Ages 36-49	123	7.83	\$79,016	108	5.80	\$63,633	110	4.94	\$62,666	93	4.70	\$70,844	94	4.90	\$70,172
Ages 50-64	264	7.14	\$63,153	288	7.01	\$67,648	289	6.22	\$68,147	280	6.71	\$70,987	264	5.68	\$73,830
Ages 65+	1,200	5.76	\$57,163	1,218	5.77	\$62,250	1,206	5.53	\$63,691	1,267	5.44	\$69,445	1,295	5.29	\$75,614
TOTAL	1,847	5.89	\$59,267	1,848	5.74	\$61,928	1,825	5.37	\$63,111	1,818	5.42	\$68,563	1,822	5.13	\$73,854

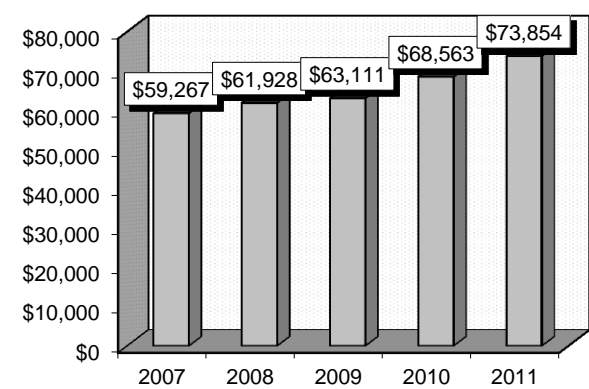
Patient Discharges



Average Length of Stay



Average Billed Charges



County / Hospital	2007			2008			2009			2010			2011		
	Cases	Avg LOS	Avg Bill	Cases	Avg LOS	Avg Bill	Cases	Avg LOS	Avg Bill	Cases	Avg LOS	Avg Bill	Cases	Avg LOS	Avg Bill
CLARK															
Centennial Hills	0	0.00	\$0	72	5.15	\$59,575	87	4.55	\$65,046	64	6.00	\$79,395	68	5.68	\$92,082
Desert Springs	79	5.95	\$68,037	89	6.39	\$76,632	81	7.41	\$91,821	89	6.16	\$86,791	87	7.09	\$112,154
Mountain View	102	5.79	\$50,697	86	6.37	\$62,583	90	5.76	\$71,446	83	6.41	\$81,999	103	5.40	\$84,696
North Vista	22	6.82	\$59,750	25	7.16	\$74,416	33	5.82	\$66,721	31	5.42	\$62,241	23	5.78	\$62,923
Southern Hills	32	6.84	\$54,633	29	4.66	\$43,831	28	6.11	\$68,181	36	6.06	\$75,983	33	6.00	\$86,739
Spring Valley	91	6.31	\$64,394	126	5.59	\$68,193	129	5.19	\$73,906	134	4.63	\$76,253	119	4.54	\$78,023
St. Rose-Rose de Lima	74	5.22	\$63,218	66	5.30	\$63,728	74	6.39	\$75,828	84	5.31	\$73,595	92	5.27	\$78,224
St. Rose-San Martin	39	4.95	\$62,927	45	5.76	\$64,160	33	5.09	\$62,074	35	5.51	\$83,109	43	4.74	\$82,948
St. Rose-Siena	132	6.16	\$72,789	132	6.27	\$73,498	149	5.62	\$71,825	141	4.87	\$71,789	150	5.17	\$83,908
Summerlin	137	5.20	\$65,781	105	4.21	\$61,508	104	4.77	\$69,671	143	4.52	\$72,571	129	4.28	\$76,053
Sunrise	268	6.39	\$67,323	210	6.55	\$66,739	191	5.61	\$69,897	179	5.37	\$77,354	201	5.31	\$83,219
UMC	191	5.79	\$70,058	172	6.31	\$85,765	150	5.11	\$67,569	136	6.14	\$72,047	154	5.03	\$68,979
Valley	124	6.17	\$60,702	112	6.80	\$77,733	87	5.08	\$69,617	100	5.23	\$76,163	84	6.12	\$92,540
TOTAL	1,291	5.96	\$65,199	1,269	5.99	\$70,088	1,236	5.50	\$71,457	1,255	5.39	\$75,973	1,286	5.29	\$82,909
WASHOE															
Carson Tahoe	104	4.55	\$47,358	106	4.40	\$45,817	90	4.93	\$53,895	82	5.57	\$59,804	93	4.96	\$60,614
Northern Nevada	32	4.31	\$44,623	44	4.66	\$52,402	34	4.50	\$46,312	31	4.77	\$56,946	35	3.77	\$53,004
Renown Regional	217	7.07	\$49,853	208	5.80	\$43,437	239	5.62	\$45,096	256	5.65	\$49,364	243	5.13	\$50,361
Renown S. Meadows	33	5.06	\$33,984	37	6.30	\$36,787	34	3.94	\$37,826	29	5.07	\$42,881	28	3.82	\$38,243
Saint Mary's	127	5.23	\$45,317	115	4.86	\$48,465	116	4.89	\$49,641	112	5.65	\$58,489	89	4.33	\$57,355
Sierra Surgery	0	0.00	\$0	1	3.00	\$14,733	4	1.50	\$16,175	0	0.00	\$0	0	0.00	\$0
TOTAL	513	5.80	\$46,877	511	5.23	\$45,296	517	5.12	\$47,026	510	5.55	\$53,139	488	4.78	\$53,085
RURAL															
Battle Mountain	0	0.00	\$0	0	0.00	\$0	0	0.00	\$0	0	0.00	\$0	0	0.00	\$0
Boulder City	19	4.05	\$21,162	15	5.13	\$22,038	15	4.60	\$20,197	4	4.75	\$21,749	0	0.00	\$0
Carson Valley	0	0.00	\$0	5	4.80	\$40,903	13	4.08	\$34,918	7	3.43	\$32,864	10	4.10	\$48,656
Churchill	0	0.00	\$0	13	6.92	\$57,170	10	7.80	\$50,149	7	6.14	\$53,191	8	6.13	\$44,488
Desert View	0	0.00	\$0	0	0.00	\$0	0	0.00	\$0	0	0.00	\$0	0	0.00	\$0
Grover C. Dils	0	0.00	\$0	0	0.00	\$0	0	0.00	\$0	0	0.00	\$0	0	0.00	\$0
Humboldt	0	0.00	\$0	0	0.00	\$0	0	0.00	\$0	0	0.00	\$0	0	0.00	\$0
Incline Village	0	0.00	\$0	0	0.00	\$0	0	0.00	\$0	0	0.00	\$0	0	0.00	\$0
Mesa View	7	3.71	\$23,237	11	3.55	\$23,750	15	4.27	\$31,596	15	4.00	\$31,427	17	3.59	\$32,691
Mount Grant	0	0.00	\$0	0	0.00	\$0	0	0.00	\$0	0	0.00	\$0	0	0.00	\$0
Northeastern	13	5.38	\$38,424	18	3.94	\$31,736	14	4.71	\$43,296	14	4.71	\$57,543	10	4.10	\$51,267
Nye	0	0.00	\$0	0	0.00	\$0	0	0.00	\$0	0	0.00	\$0	0	0.00	\$0
Pershing	0	0.00	\$0	0	0.00	\$0	0	0.00	\$0	0	0.00	\$0	0	0.00	\$0
South Lyon	0	0.00	\$0	0	0.00	\$0	0	0.00	\$0	0	0.00	\$0	0	0.00	\$0
William Bee Ririe	4	7.00	\$45,681	6	5.17	\$40,707	5	5.60	\$41,092	6	6.67	\$38,955	3	6.33	\$41,745
TOTAL	43	4.67	\$28,999	68	4.88	\$34,633	72	4.97	\$35,332	53	4.75	\$41,511	48	4.40	\$42,419
ALL COUNTIES	1,847	5.89	\$59,267	1,848	5.74	\$61,928	1,825	5.37	\$63,111	1,818	5.42	\$68,563	1,822	5.13	\$73,854

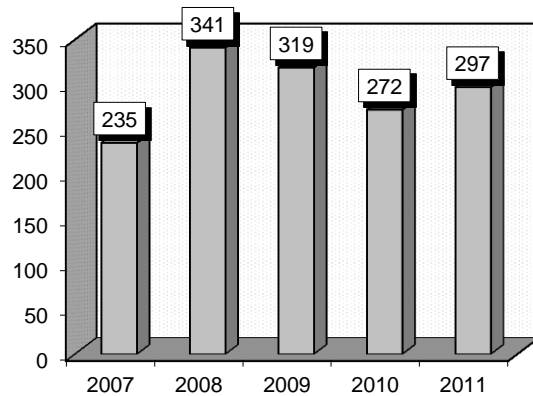
Knee Procedures

Diagnoses and Procedures: that frequently accompanied knee procedures were: 1) Pyogenic arthritis, pelvic region (71105), 2) Pyogenic arthritis, shoulder region (71101), 3) Other Arthroscopy, knee (8016), 4) Synovectomy, knee (8076).

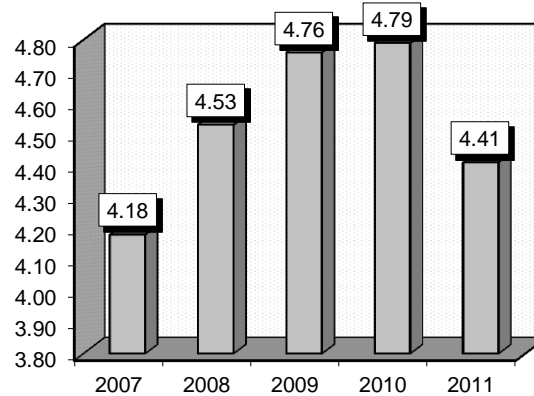
Definitions: **Pyogenic:** An infectious disease that causes pus to form around the knee. **Lower leg:** That portion of the leg between the knee and ankle. **Pelvic region:** The portion of the body that extends from the abdomen to the lower limbs (legs) that connects the spine to the femur bones. **Shoulder region:** That portion of body connecting the arms to the trunk specifically where clavicle joins the scapula. **Arthroscopy, knee:** Cut made in the knee joint. **Synovectomy:** Surgical removal of part or all of the synovial membrane.

Gender	2007			2008			2009			2010			2011		
	Cases	Avg LOS	Avg Bill	Cases	Avg LOS	Avg Bill	Cases	Avg LOS	Avg Bill	Cases	Avg LOS	Avg Bill	Cases	Avg LOS	Avg Bill
Male	122	4.85	\$57,248	208	4.84	\$54,173	164	5.44	\$58,444	141	5.12	\$59,883	146	4.64	\$60,033
Female	113	3.45	\$38,274	133	4.05	\$49,534	155	4.05	\$50,832	131	4.44	\$56,935	151	4.19	\$55,018
Age Group	Cases	Avg LOS	Avg Bill	Cases	Avg LOS	Avg Bill	Cases	Avg LOS	Avg Bill	Cases	Avg LOS	Avg Bill	Cases	Avg LOS	Avg Bill
Ages 0-17	13	3.77	\$27,493	17	3.53	\$30,431	10	4.90	\$36,778	14	4.71	\$38,822	11	11.45	\$88,740
Ages 18-35	39	3.41	\$52,788	46	3.39	\$45,078	30	3.97	\$47,266	23	2.43	\$42,340	24	4.83	\$63,543
Ages 36-49	50	4.06	\$43,570	61	4.28	\$48,787	56	4.25	\$49,149	48	4.10	\$50,643	54	4.56	\$55,716
Ages 50-64	70	4.64	\$47,894	105	4.89	\$53,880	106	4.78	\$57,566	100	5.32	\$61,735	90	4.29	\$57,461
Ages 65+	63	4.32	\$53,366	112	4.96	\$59,211	117	5.18	\$58,322	87	5.21	\$66,440	118	3.70	\$54,164
TOTAL	235	4.18	\$48,124	341	4.53	\$52,364	319	4.76	\$54,746	272	4.79	\$58,463	297	4.41	\$57,484

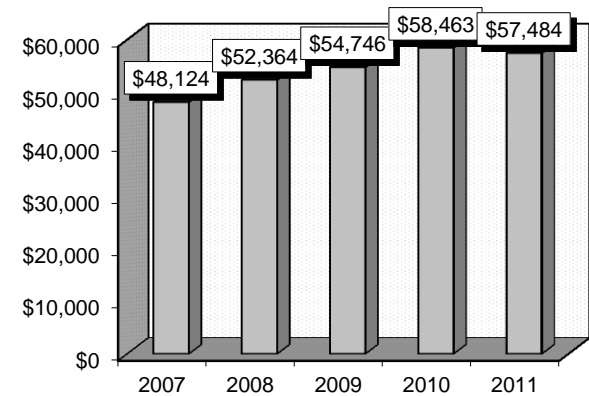
Patient Discharges



Average Length of Stay



Average Billed Charges



County / Hospital	2007			2008			2009			2010			2011		
	Cases	Avg LOS	Avg Bill	Cases	Avg LOS	Avg Bill	Cases	Avg LOS	Avg Bill	Cases	Avg LOS	Avg Bill	Cases	Avg LOS	Avg Bill
CLARK															
Centennial Hills	0	0.00	\$0	19	4.32	\$56,719	23	4.48	\$54,570	20	3.70	\$66,275	24	2.96	\$54,662
Desert Springs	4	1.75	\$24,728	4	6.75	\$82,692	7	8.00	\$76,006	10	14.80	\$129,070	9	6.00	\$61,617
Mountain View	11	5.82	\$55,630	17	5.29	\$60,056	7	2.86	\$39,529	10	8.50	\$86,930	10	3.50	\$58,973
North Vista	6	3.50	\$50,490	7	3.86	\$50,291	9	6.33	\$62,409	6	5.33	\$66,022	8	4.13	\$56,733
Southern Hills	7	3.14	\$33,483	15	2.93	\$33,458	16	3.38	\$47,544	11	3.82	\$48,764	11	3.45	\$53,990
Spring Valley	14	3.29	\$71,889	27	3.96	\$69,516	36	4.19	\$66,516	30	4.30	\$79,311	34	3.59	\$71,768
St. Rose-Rose de Lima	9	2.78	\$39,846	13	2.46	\$42,267	15	5.73	\$65,617	7	2.57	\$54,652	21	4.05	\$60,721
St. Rose-San Martin	10	3.20	\$47,153	14	6.00	\$54,059	1	3.00	\$17,810	2	3.00	\$37,765	5	5.60	\$88,738
St. Rose-Siena	25	3.00	\$48,019	44	3.75	\$56,962	43	4.33	\$58,806	25	3.52	\$63,853	21	4.24	\$63,985
Summerlin	16	2.50	\$46,222	16	3.06	\$55,778	13	5.92	\$73,319	10	3.00	\$49,843	10	10.70	\$84,612
Sunrise	23	5.35	\$52,084	27	6.30	\$68,744	18	5.17	\$59,337	21	6.10	\$62,225	20	4.55	\$69,228
UMC	18	7.83	\$90,240	16	7.19	\$60,789	16	6.25	\$67,210	14	3.93	\$51,173	22	4.23	\$47,793
Valley	6	5.00	\$66,734	13	9.92	\$82,251	4	6.25	\$49,275	4	6.00	\$82,999	2	7.50	\$65,760
TOTAL	149	4.20	\$55,352	232	4.83	\$59,324	208	4.86	\$60,602	170	5.05	\$68,855	197	4.37	\$63,047
WASHOE															
Carson Tahoe	10	4.20	\$46,790	6	3.67	\$42,502	2	4.00	\$41,544	9	5.33	\$55,408	7	2.86	\$42,928
Northern Nevada	7	2.57	\$44,903	7	2.14	\$35,993	9	3.44	\$42,364	12	2.50	\$34,432	12	2.58	\$49,039
Renown Regional	24	5.13	\$36,007	39	4.46	\$34,584	40	4.67	\$39,865	33	5.27	\$37,468	36	4.83	\$44,100
Renown S. Meadows	14	3.21	\$24,603	13	3.15	\$30,507	15	5.80	\$47,213	12	3.50	\$34,326	16	3.88	\$36,306
Saint Mary's	17	4.88	\$42,240	33	3.94	\$44,338	32	5.22	\$53,673	24	4.71	\$56,481	17	7.41	\$72,468
Sierra Surgery	8	2.50	\$22,142	2	1.50	\$17,811	3	2.33	\$17,515	5	1.80	\$9,803	3	3.00	\$27,641
TOTAL	80	4.14	\$36,075	100	3.85	\$37,511	101	4.82	\$44,923	95	4.38	\$41,734	91	4.64	\$48,047
RURAL															
Battle Mountain	0	0.00	\$0	0	0.00	\$0	0	0.00	\$0	0	0.00	\$0	0	0.00	\$0
Boulder City	0	0.00	\$0	2	3.50	\$31,859	0	0.00	\$0	0	0.00	\$0	0	0.00	\$0
Carson Valley	2	4.00	\$31,200	0	0.00	\$0	3	1.67	\$18,667	1	2.00	\$28,582	1	3.00	\$38,501
Churchill	0	0.00	\$0	1	7.00	\$29,295	1	1.00	\$38,312	0	0.00	\$0	5	3.40	\$28,115
Desert View	0	0.00	\$0	0	0.00	\$0	0	0.00	\$0	2	9.50	\$58,511	0	0.00	\$0
Grover C. Dils	0	0.00	\$0	0	0.00	\$0	0	0.00	\$0	0	0.00	\$0	0	0.00	\$0
Humboldt	0	0.00	\$0	0	0.00	\$0	0	0.00	\$0	0	0.00	\$0	0	0.00	\$0
Incline Village	0	0.00	\$0	0	0.00	\$0	0	0.00	\$0	0	0.00	\$0	0	0.00	\$0
Mesa View	1	3.00	\$16,662	2	2.50	\$41,458	3	1.67	\$18,255	3	2.00	\$22,857	2	2.50	\$34,541
Mount Grant	0	0.00	\$0	0	0.00	\$0	0	0.00	\$0	0	0.00	\$0	0	0.00	\$0
Northeastern	2	4.00	\$22,521	0	0.00	\$0	0	0.00	\$0	0	0.00	\$0	1	3.00	\$31,940
Nye	0	0.00	\$0	0	0.00	\$0	0	0.00	\$0	0	0.00	\$0	0	0.00	\$0
Pershing	0	0.00	\$0	0	0.00	\$0	0	0.00	\$0	0	0.00	\$0	0	0.00	\$0
South Lyon	0	0.00	\$0	0	0.00	\$0	0	0.00	\$0	0	0.00	\$0	0	0.00	\$0
William Bee Ririe	1	6.00	\$51,679	4	5.00	\$41,429	3	3.33	\$57,419	1	2.00	\$17,708	0	0.00	\$0
TOTAL	6	4.17	\$29,297	9	4.33	\$37,960	10	2.10	\$32,133	7	4.14	\$33,126	9	3.11	\$31,122
ALL COUNTIES	235	4.18	\$48,124	341	4.53	\$52,364	319	4.76	\$54,746	272	4.79	\$58,463	297	4.41	\$57,484

Back & Neck Procedures Except Spinal Fusion

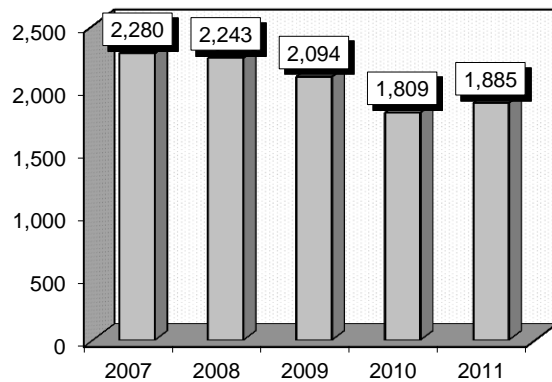
Procedures: that frequently accompanied back and neck procedures except spinal fusion were: 1) Excision of intervertebrae disc (8051), 2) Shunt or vascular bypass (392), 3) Injection of steroid (9923), 4) Insertion of total disc prosthetic, lumbar (8465), 5) Excision of lesion from soft tissue (8339), 6) Implantation of intraspine decompression device (8458).

Definitions: **Exploration:** Surgical intervention to find the cause of a disorder by opening a body cavity and examining the interior. **Decompression:** The removal of pressure.

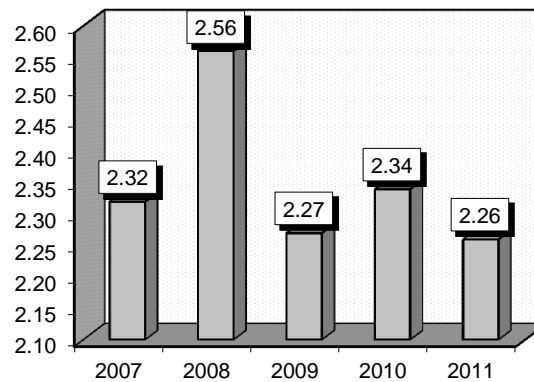
Comments: Additional related procedures included, but are not limited to, spinal cord exploration, excision of a spinal cord lesion, vertebral fracture repair, and insertion of a spinal stimulator. The spinal cord is an extension of the brain. It is protected by a bony structure called the vertebral or spinal column. There is a wide space that surrounds the spinal cord. This space contains the cerebrospinal fluid. All the information going from the brain to the limbs travels through the spinal cord. This then allows for movement. The spinal cord is the first relay station for sensory information (what we feel in our arms and legs) on its way to consciousness in various centers of the brain.

Gender	2007			2008			2009			2010			2011		
	Cases	Avg LOS	Avg Bill	Cases	Avg LOS	Avg Bill	Cases	Avg LOS	Avg Bill	Cases	Avg LOS	Avg Bill	Cases	Avg LOS	Avg Bill
Male	1,306	2.27	\$34,841	1,241	2.56	\$36,939	1,152	2.18	\$36,172	1,030	2.40	\$42,081	1,055	2.27	\$43,861
Female	974	2.38	\$37,045	1,002	2.57	\$38,203	942	2.38	\$37,257	779	2.27	\$39,951	830	2.25	\$42,229
Age Group	Cases	Avg LOS	Avg Bill	Cases	Avg LOS	Avg Bill	Cases	Avg LOS	Avg Bill	Cases	Avg LOS	Avg Bill	Cases	Avg LOS	Avg Bill
Ages 0-17	9	2.22	\$36,342	1	1.00	\$33,425	6	1.50	\$26,527	3	2.00	\$41,629	5	1.20	\$33,333
Ages 18-35	280	2.10	\$38,116	260	2.36	\$39,034	226	1.99	\$35,812	164	2.05	\$39,958	172	1.94	\$40,427
Ages 36-49	500	2.12	\$36,666	543	2.09	\$37,437	438	1.93	\$35,020	380	2.07	\$39,191	377	2.14	\$43,543
Ages 50-64	726	2.20	\$33,313	731	2.63	\$36,156	735	2.29	\$35,975	613	2.29	\$41,724	660	2.11	\$42,286
Ages 65+	765	2.65	\$36,689	708	2.94	\$38,390	689	2.55	\$38,800	649	2.63	\$42,093	671	2.57	\$44,528
TOTAL	2,280	2.32	\$35,783	2,243	2.56	\$37,504	2,094	2.27	\$36,660	1,809	2.34	\$41,164	1,885	2.26	\$43,142

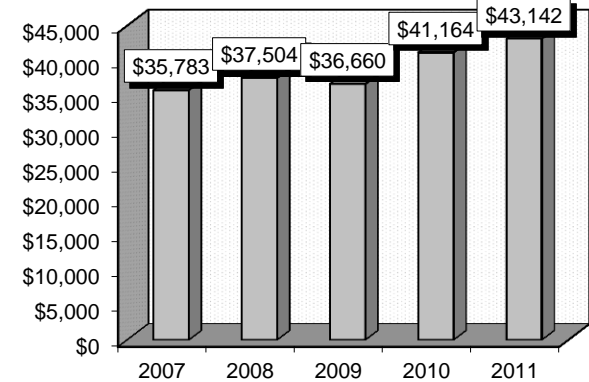
Patient Discharges



Average Length of Stay



Average Billed Charges



County / Hospital	2007			2008			2009			2010			2011		
	Cases	Avg LOS	Avg Bill	Cases	Avg LOS	Avg Bill	Cases	Avg LOS	Avg Bill	Cases	Avg LOS	Avg Bill	Cases	Avg LOS	Avg Bill
CLARK															
Centennial Hills	0	0.00	\$0	0	0.00	\$0	2	6.00	\$47,084	0	0.00	\$0	12	2.58	\$52,071
Desert Springs	89	2.38	\$46,330	86	3.49	\$55,099	52	2.52	\$52,234	14	2.00	\$54,172	19	2.16	\$71,674
Mountain View	72	2.10	\$27,740	113	2.66	\$40,400	136	2.53	\$35,002	132	2.61	\$41,300	155	2.43	\$44,889
North Vista	1	6.00	\$68,340	0	0.00	\$0	7	1.00	\$33,745	25	1.76	\$44,823	37	2.38	\$55,877
Southern Hills	0	0.00	\$0	21	1.29	\$19,435	25	1.60	\$27,922	50	1.76	\$38,874	57	2.21	\$46,758
Spring Valley	77	3.70	\$41,691	105	3.06	\$47,855	102	2.61	\$45,254	82	2.90	\$49,232	83	2.19	\$47,617
St. Rose-Rose de Lima	0	0.00	\$0	0	0.00	\$0	1	1.00	\$130,176	2	1.50	\$92,525	0	0.00	\$0
St. Rose-San Martin	135	2.11	\$45,921	150	2.99	\$49,298	107	2.50	\$51,375	84	2.37	\$50,948	60	2.20	\$64,355
St. Rose-Siena	237	1.81	\$32,618	289	2.08	\$31,564	296	1.57	\$30,475	224	1.78	\$36,270	265	1.47	\$35,350
Summerlin	1	30.00	\$472,638	1	3.00	\$23,340	17	1.53	\$37,755	16	1.50	\$47,800	38	2.11	\$60,316
Sunrise	412	2.29	\$39,934	219	2.72	\$45,194	146	2.89	\$45,216	122	3.39	\$55,813	120	2.71	\$55,016
UMC	133	2.84	\$56,705	131	4.24	\$55,219	139	2.94	\$52,944	129	2.26	\$62,611	104	3.09	\$64,138
Valley	217	2.30	\$38,273	156	2.27	\$46,316	143	2.38	\$43,133	103	2.26	\$48,754	104	2.72	\$61,634
TOTAL	1,374	2.34	\$40,831	1,271	2.76	\$43,771	1,173	2.33	\$41,381	983	2.35	\$47,378	1,054	2.25	\$50,126
WASHOE															
Carson Tahoe	77	2.25	\$40,055	70	2.33	\$38,944	87	1.83	\$37,410	98	1.92	\$44,071	71	2.04	\$43,194
Northern Nevada	57	2.53	\$44,653	24	2.58	\$53,294	25	3.08	\$58,548	39	2.54	\$48,281	41	2.37	\$49,324
Renown Regional	419	2.34	\$23,179	479	2.52	\$22,811	460	2.38	\$25,140	458	2.56	\$27,915	447	2.41	\$26,364
Renown S. Meadows	1	3.00	\$70,175	0	0.00	\$0	0	0.00	\$0	0	0.00	\$0	0	0.00	\$0
Saint Mary's	307	2.22	\$29,126	353	2.08	\$35,587	313	2.02	\$35,460	200	2.08	\$40,798	257	2.12	\$43,735
Sierra Surgery	44	1.98	\$25,181	43	1.70	\$21,649	35	1.54	\$23,637	29	1.79	\$23,339	15	1.60	\$25,118
TOTAL	905	2.28	\$28,134	969	2.31	\$29,334	920	2.19	\$30,662	824	2.34	\$33,766	831	2.27	\$34,285
RURAL															
Battle Mountain	0	0.00	\$0	0	0.00	\$0	0	0.00	\$0	0	0.00	\$0	0	0.00	\$0
Boulder City	1	4.00	\$21,802	1	1.00	\$9,695	0	0.00	\$0	0	0.00	\$0	0	0.00	\$0
Carson Valley	0	0.00	\$0	0	0.00	\$0	0	0.00	\$0	0	0.00	\$0	0	0.00	\$0
Churchill	0	0.00	\$0	0	0.00	\$0	0	0.00	\$0	0	0.00	\$0	0	0.00	\$0
Desert View	0	0.00	\$0	0	0.00	\$0	0	0.00	\$0	0	0.00	\$0	0	0.00	\$0
Grover C. Dils	0	0.00	\$0	0	0.00	\$0	0	0.00	\$0	0	0.00	\$0	0	0.00	\$0
Humboldt	0	0.00	\$0	0	0.00	\$0	0	0.00	\$0	0	0.00	\$0	0	0.00	\$0
Incline Village	0	0.00	\$0	0	0.00	\$0	0	0.00	\$0	0	0.00	\$0	0	0.00	\$0
Mesa View	0	0.00	\$0	2	2.50	\$26,538	1	1.00	\$18,271	2	1.00	\$34,437	0	0.00	\$0
Mount Grant	0	0.00	\$0	0	0.00	\$0	0	0.00	\$0	0	0.00	\$0	0	0.00	\$0
Northeastern	0	0.00	\$0	0	0.00	\$0	0	0.00	\$0	0	0.00	\$0	0	0.00	\$0
Nye	0	0.00	\$0	0	0.00	\$0	0	0.00	\$0	0	0.00	\$0	0	0.00	\$0
Pershing	0	0.00	\$0	0	0.00	\$0	0	0.00	\$0	0	0.00	\$0	0	0.00	\$0
South Lyon	0	0.00	\$0	0	0.00	\$0	0	0.00	\$0	0	0.00	\$0	0	0.00	\$0
William Bee Ririe	0	0.00	\$0	0	0.00	\$0	0	0.00	\$0	0	0.00	\$0	0	0.00	\$0
TOTAL	1	4.00	\$21,802	3	2.00	\$20,924	1	1.00	\$18,271	2	1.00	\$34,437	0	0.00	\$0
ALL COUNTIES	2,280	2.32	\$35,783	2,243	2.56	\$37,504	2,094	2.27	\$36,660	1,809	2.34	\$41,164	1,885	2.26	\$43,142

Medical Back Problems

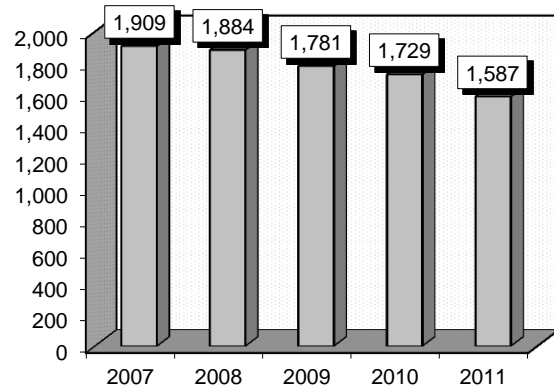
Diagnoses: that frequently accompanied medical back problems were: 1) Hypertension (4019), 2) Tobacco use disorder (3051), 3) Closed fracture of lumbar vertebral column without mention of spinal cord injury (8054), 4) Lumbago (7242), 5) Closed fracture of the dorsal, thoracic vertebral column without mention of spinal cord injury (8052).

Definitions: **Vertebra:** Any one of the bones of the spinal column. **Intervertebral:** The space between two vertebrae. **Myelopathy:** Disease of the spinal cord. **Stenosis:** An abnormal condition characterized by the constriction or narrowing of an opening or passageway in a body structure. **Lumbago:** Pain in the lumbar, lower, region of the spinal cord caused by muscle strain, rheumatoid arthritis, osteoarthritis, or a herniated intervertebral disk. **Fracture:** a traumatic injury to a bone in which the continuity of the bone tissue is broken. **Dorsal:** The back of something. **Hypertension:** Elevated blood pressure persistently exceeding 140/90. Essential hypertension, the most common kind, has no single identifiable cause.

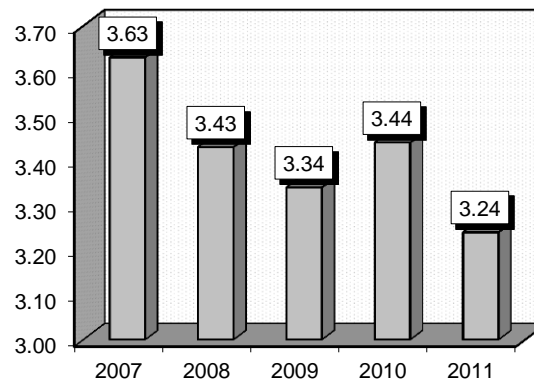
Comments: Diagnoses under this DRG, include but are not limited to, displacement of lumbar intervertebral disc without myelopathy, spinal stenosis, lumbago, closed fracture of dorsal vertebra and closed fracture of lumbar vertebra. It's interesting that persons with this diagnosis, as well as many other medical problems throughout this book, commonly have a diagnosis of tobacco use.

Gender	2007			2008			2009			2010			2011		
	Cases	Avg LOS	Avg Bill	Cases	Avg LOS	Avg Bill	Cases	Avg LOS	Avg Bill	Cases	Avg LOS	Avg Bill	Cases	Avg LOS	Avg Bill
Male	848	3.61	\$27,071	861	3.47	\$27,561	788	3.16	\$27,928	794	3.62	\$34,422	737	3.33	\$34,215
Female	1,061	3.65	\$24,451	1,023	3.40	\$24,580	993	3.49	\$27,508	935	3.29	\$28,650	850	3.15	\$31,636
Age Group	Cases	Avg LOS	Avg Bill	Cases	Avg LOS	Avg Bill	Cases	Avg LOS	Avg Bill	Cases	Avg LOS	Avg Bill	Cases	Avg LOS	Avg Bill
Ages 0-17	40	3.42	\$26,107	29	2.24	\$22,547	29	1.76	\$22,035	23	2.30	\$20,871	31	1.94	\$22,775
Ages 18-35	265	2.81	\$25,172	250	2.86	\$26,621	200	2.59	\$25,918	163	2.42	\$29,047	143	3.04	\$33,642
Ages 36-49	368	3.42	\$24,151	363	3.12	\$25,647	337	3.14	\$26,499	292	2.87	\$29,013	236	2.87	\$30,356
Ages 50-64	475	3.81	\$26,588	482	3.57	\$26,787	450	3.05	\$26,304	402	3.89	\$35,091	411	3.32	\$32,737
Ages 65+	761	3.93	\$25,844	760	3.73	\$25,455	765	3.86	\$29,716	849	3.65	\$31,008	766	3.40	\$33,905
TOTAL	1,909	3.63	\$25,615	1,884	3.43	\$25,943	1,781	3.34	\$27,694	1,729	3.44	\$31,300	1,587	3.24	\$32,834

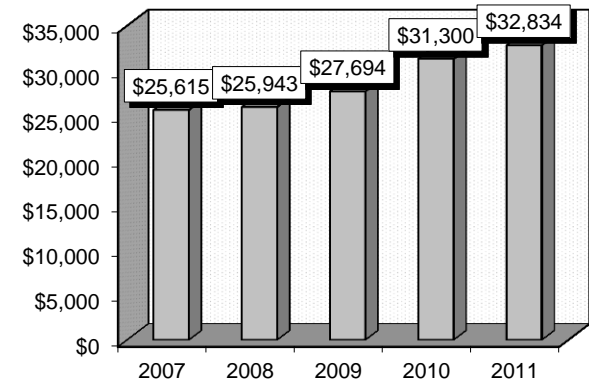
Patient Discharges



Average Length of Stay



Average Billed Charges



County / Hospital	2007			2008			2009			2010			2011		
	Cases	Avg LOS	Avg Bill	Cases	Avg LOS	Avg Bill	Cases	Avg LOS	Avg Bill	Cases	Avg LOS	Avg Bill	Cases	Avg LOS	Avg Bill
CLARK															
Centennial Hills	0	0.00	\$0	61	2.74	\$20,333	106	3.17	\$28,116	83	3.10	\$31,709	53	3.96	\$41,875
Desert Springs	107	4.22	\$26,203	111	3.23	\$25,022	109	3.87	\$30,075	80	3.86	\$32,531	57	2.96	\$31,691
Mountain View	124	3.13	\$22,990	115	3.38	\$24,167	130	2.94	\$27,054	131	4.05	\$36,045	126	2.66	\$30,031
North Vista	16	3.38	\$22,616	14	4.21	\$31,885	18	4.11	\$31,159	15	3.73	\$31,936	18	5.67	\$49,364
Southern Hills	49	3.29	\$20,878	28	4.00	\$35,875	39	3.21	\$25,521	44	2.48	\$21,769	50	2.42	\$25,036
Spring Valley	74	3.58	\$25,055	88	3.59	\$26,163	99	2.97	\$23,749	83	2.80	\$28,144	64	3.63	\$38,735
St. Rose-Rose de Lima	59	2.73	\$23,581	50	3.32	\$27,463	24	4.29	\$32,407	49	4.73	\$38,783	35	3.03	\$35,527
St. Rose-San Martin	58	3.02	\$26,315	75	3.24	\$26,361	45	3.64	\$28,011	56	2.98	\$38,016	62	3.21	\$30,697
St. Rose-Siena	120	3.62	\$26,538	96	3.48	\$28,059	80	3.89	\$30,696	89	3.64	\$32,926	66	3.45	\$39,148
Summerlin	75	3.69	\$28,951	82	2.99	\$26,733	94	2.98	\$27,405	78	2.65	\$27,695	80	3.20	\$36,872
Sunrise	345	3.84	\$25,688	358	3.32	\$25,691	247	3.47	\$32,798	241	3.69	\$39,684	217	3.41	\$39,808
UMC	270	3.92	\$38,142	200	3.83	\$33,800	202	3.45	\$33,438	216	2.99	\$30,543	188	3.20	\$32,634
Valley	161	3.14	\$23,102	179	3.47	\$27,246	153	2.98	\$26,710	152	2.82	\$28,253	151	2.97	\$33,453
TOTAL	1,458	3.60	\$27,467	1,457	3.41	\$27,193	1,346	3.34	\$29,491	1,317	3.33	\$32,881	1,167	3.21	\$35,076
WASHOE															
Carson Tahoe	67	2.76	\$14,973	48	3.15	\$15,716	54	3.30	\$18,465	56	3.91	\$25,191	54	3.35	\$26,040
Northern Nevada	28	3.04	\$18,589	17	3.18	\$22,938	14	3.21	\$24,583	26	2.92	\$23,452	17	3.12	\$39,610
Renown Regional	204	4.12	\$25,012	237	3.45	\$25,439	226	3.28	\$26,296	224	4.10	\$30,946	245	3.38	\$29,336
Renown S. Meadows	34	3.50	\$15,955	27	3.89	\$20,821	28	3.54	\$19,960	28	3.32	\$22,986	23	2.52	\$21,347
Saint Mary's	54	4.24	\$18,414	32	4.84	\$25,409	44	3.68	\$19,704	23	3.91	\$24,291	28	2.57	\$23,544
Sierra Surgery	0	0.00	\$0	0	0.00	\$0	0	0.00	\$0	0	0.00	\$0	0	0.00	\$0
TOTAL	387	3.77	\$21,093	361	3.55	\$23,680	366	3.35	\$23,798	357	3.91	\$28,445	367	3.25	\$28,385
RURAL															
Battle Mountain	1	3.00	\$1,092	4	2.00	\$3,265	0	0.00	\$0	2	2.00	\$2,071	1	3.00	\$2,938
Boulder City	17	4.29	\$6,768	8	4.13	\$6,750	9	3.33	\$5,727	8	3.00	\$3,848	6	4.17	\$6,223
Carson Valley	10	3.30	\$17,848	1	3.00	\$15,442	3	1.67	\$9,627	2	2.00	\$7,751	0	0.00	\$0
Churchill	4	6.50	\$24,873	8	3.88	\$13,251	5	3.40	\$13,215	11	3.00	\$15,534	16	5.25	\$19,256
Desert View	0	0.00	\$0	11	2.18	\$8,423	18	2.56	\$11,260	13	3.31	\$13,543	9	3.11	\$14,128
Grover C. Dils	2	3.00	\$3,879	0	0.00	\$0	1	5.00	\$4,341	3	3.33	\$6,194	0	0.00	\$0
Humboldt	1	2.00	\$1,430	3	4.33	\$7,820	2	1.50	\$5,440	1	1.00	\$13,285	3	1.00	\$6,423
Incline Village	0	0.00	\$0	1	1.00	\$8,258	0	0.00	\$0	0	0.00	\$0	0	0.00	\$0
Mesa View	4	4.25	\$13,458	8	2.25	\$8,977	14	2.57	\$10,291	3	2.67	\$10,817	3	2.33	\$10,723
Mount Grant	0	0.00	\$0	4	4.25	\$8,196	2	4.00	\$16,063	2	2.00	\$3,608	3	6.67	\$19,009
Northeastern	11	2.45	\$14,533	8	4.63	\$24,055	7	6.71	\$37,038	6	2.67	\$20,843	8	1.88	\$17,517
Nye	3	3.00	\$7,880	0	0.00	\$0	0	0.00	\$0	1	3.00	\$22,760	0	0.00	\$0
Pershing	1	1.00	\$3,750	1	6.00	\$11,869	0	0.00	\$0	0	0.00	\$0	1	2.00	\$4,461
South Lyon	3	2.67	\$2,414	1	9.00	\$10,419	1	1.00	\$3,577	0	0.00	\$0	1	6.00	\$9,000
William Bee Ririe	7	2.43	\$5,323	8	2.75	\$9,316	7	4.29	\$16,280	3	4.33	\$14,143	2	2.50	\$9,016
TOTAL	64	3.47	\$10,764	66	3.36	\$10,708	69	3.30	\$13,295	55	2.96	\$11,984	53	3.74	\$14,257
ALL COUNTIES	1,909	3.63	\$25,615	1,884	3.43	\$25,943	1,781	3.34	\$27,694	1,729	3.44	\$31,300	1,587	3.24	\$32,834

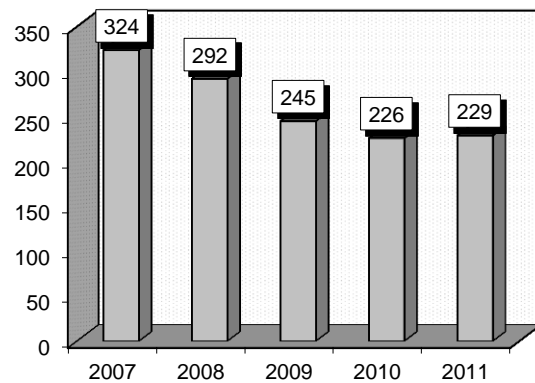
Mastectomy For Malignancy

Procedures: that frequently accompanied mastectomy for malignancy were: 1) Venous catheterization (3893), 2) Excision of axillary lymph node (4023), 3) Biopsy of lymphatic structure (4023), 4) Open biopsy of breast (8512), 5) Insertion of totally implantable vascular access device [VAD] (8607), 6) Regional lymph node excision (403), 7) Removal of breast implant (8594), 8) Mammoplasty (8589).

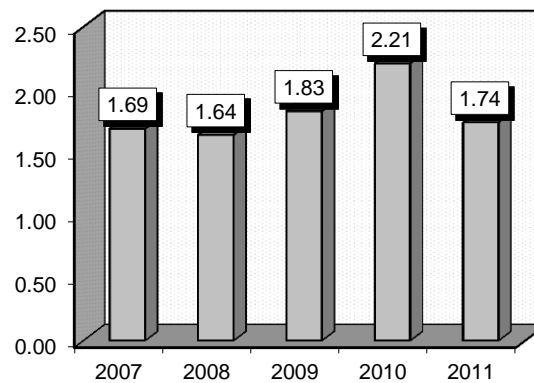
Definitions: Mastectomy: Mastectomy is undertaken in cases where the cancer is large or where tests have revealed abnormal changes in the breast tumour. In this instance, the entire breast is removed. Bilateral mastectomy is the removal of both breasts. **Malignancy:** A cancerous tumor that can invade and destroy nearby tissue and spread to other parts of the body. **Catheterization:** Passage of a tubular, flexible surgical instrument into a body channel or cavity to withdraw or introduce fluid. **Excision:** Surgical removal of a part of the body, including cancerous growth. **Axillary lymph node:** A lymph node in the armpit region that drains lymph channels from the breast. **Biopsy:** The removal of a sample of tissue for examination under a microscope to check for cancer cells. **Mammoplasty:** Any reconstructive or cosmetic surgical procedure that alters the size or shape of the breast.

Gender	2007			2008			2009			2010			2011		
	Cases	Avg LOS	Avg Bill	Cases	Avg LOS	Avg Bill	Cases	Avg LOS	Avg Bill	Cases	Avg LOS	Avg Bill	Cases	Avg LOS	Avg Bill
Male	4	1.25	\$16,987	4	1.25	\$21,187	0	0.00	\$0	3	1.00	\$29,774	1	1.00	\$21,790
Female	320	1.69	\$25,383	288	1.64	\$31,948	245	1.83	\$35,443	223	2.22	\$39,079	228	1.75	\$48,404
Age Group	Cases	Avg LOS	Avg Bill	Cases	Avg LOS	Avg Bill	Cases	Avg LOS	Avg Bill	Cases	Avg LOS	Avg Bill	Cases	Avg LOS	Avg Bill
Ages 0-17	0	0.00	\$0	0	0.00	\$0	0	0.00	\$0	0	0.00	\$0	0	0.00	\$0
Ages 18-35	11	1.45	\$26,574	9	1.11	\$36,950	8	1.38	\$51,366	5	1.20	\$50,530	4	2.50	\$56,436
Ages 36-49	59	1.58	\$25,320	56	1.84	\$40,308	55	1.69	\$45,961	44	1.89	\$46,408	37	1.73	\$63,530
Ages 50-64	105	1.45	\$25,315	104	1.62	\$33,971	85	1.86	\$34,160	68	2.82	\$42,512	89	1.91	\$53,398
Ages 65+	149	1.92	\$25,142	123	1.60	\$25,716	97	1.93	\$29,291	109	2.00	\$33,198	99	1.57	\$37,668
TOTAL	324	1.69	\$25,279	292	1.64	\$31,801	245	1.83	\$35,443	226	2.21	\$38,956	229	1.74	\$48,288

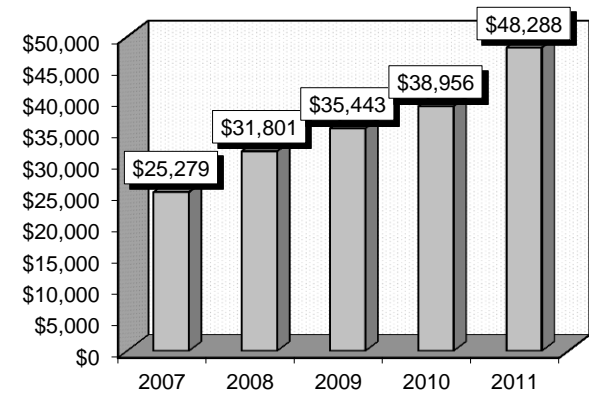
Patient Discharges



Average Length of Stay



Average Billed Charges



County / Hospital	2007			2008			2009			2010			2011		
	Cases	Avg LOS	Avg Bill	Cases	Avg LOS	Avg Bill	Cases	Avg LOS	Avg Bill	Cases	Avg LOS	Avg Bill	Cases	Avg LOS	Avg Bill
CLARK															
Centennial Hills	0	0.00	\$0	0	0.00	\$0	1	1.00	\$19,921	0	0.00	\$0	6	2.50	\$46,049
Desert Springs	11	1.64	\$28,950	18	2.06	\$32,091	7	4.14	\$34,024	7	5.29	\$49,559	10	2.70	\$105,970
Mountain View	15	2.80	\$28,110	21	1.71	\$23,631	21	2.10	\$33,148	16	1.31	\$29,543	7	1.29	\$25,442
North Vista	8	1.63	\$35,360	4	3.75	\$57,314	1	1.00	\$33,567	3	3.33	\$32,559	1	1.00	\$142,920
Southern Hills	10	1.50	\$20,592	1	3.00	\$40,358	1	1.00	\$15,245	2	1.00	\$19,800	3	1.33	\$29,535
Spring Valley	36	1.19	\$21,029	19	1.26	\$24,339	30	1.70	\$26,567	39	1.54	\$36,252	52	1.60	\$53,409
St. Rose-Rose de Lima	4	1.50	\$23,678	2	1.50	\$19,600	5	1.20	\$23,401	5	1.20	\$31,934	2	1.50	\$22,855
St. Rose-San Martin	4	1.25	\$23,061	6	2.83	\$45,488	1	1.00	\$20,010	0	0.00	\$0	0	0.00	\$0
St. Rose-Siena	8	1.13	\$23,823	4	2.50	\$29,934	5	1.80	\$34,781	4	1.25	\$28,735	2	3.00	\$50,927
Summerlin	28	2.29	\$33,535	16	1.88	\$36,928	15	2.73	\$40,844	11	2.00	\$42,438	19	1.42	\$47,174
Sunrise	49	1.53	\$30,661	54	1.20	\$53,383	49	1.53	\$54,281	32	1.50	\$54,873	19	1.26	\$83,679
UMC	13	1.85	\$37,751	20	1.80	\$30,752	18	1.72	\$53,851	12	3.17	\$47,863	12	1.33	\$46,755
Valley	60	1.63	\$20,621	39	1.31	\$22,396	29	1.34	\$22,745	25	3.08	\$32,556	19	1.68	\$34,818
TOTAL	246	1.67	\$26,556	204	1.60	\$35,293	183	1.80	\$38,319	156	2.09	\$40,105	152	1.63	\$55,127
WASHOE															
Carson Tahoe	0	0.00	\$0	1	2.00	\$24,575	2	1.50	\$24,768	0	0.00	\$0	1	3.00	\$48,100
Northern Nevada	1	3.00	\$37,212	3	2.33	\$32,532	0	0.00	\$0	1	1.00	\$24,318	6	2.33	\$30,101
Renown Regional	34	1.76	\$16,907	20	1.60	\$20,022	26	2.00	\$23,863	32	3.09	\$34,141	34	2.06	\$30,799
Renown S. Meadows	2	2.00	\$22,155	9	2.44	\$23,533	5	3.00	\$29,404	1	2.00	\$27,923	1	2.00	\$18,002
Saint Mary's	28	1.57	\$28,056	29	1.41	\$31,542	19	1.68	\$33,510	26	1.96	\$44,958	23	1.87	\$47,624
Sierra Surgery	1	2.00	\$18,526	3	2.00	\$17,069	1	3.00	\$19,339	0	0.00	\$0	0	0.00	\$0
TOTAL	66	1.71	\$22,128	65	1.69	\$26,159	53	1.98	\$27,793	60	2.55	\$38,561	65	2.03	\$36,757
RURAL															
Battle Mountain	0	0.00	\$0	0	0.00	\$0	0	0.00	\$0	0	0.00	\$0	0	0.00	\$0
Boulder City	0	0.00	\$0	0	0.00	\$0	0	0.00	\$0	0	0.00	\$0	0	0.00	\$0
Carson Valley	0	0.00	\$0	0	0.00	\$0	0	0.00	\$0	0	0.00	\$0	1	1.00	\$28,788
Churchill	2	2.00	\$15,410	9	1.89	\$16,148	6	1.50	\$20,615	5	2.40	\$28,600	3	1.33	\$17,568
Desert View	0	0.00	\$0	1	2.00	\$12,466	0	0.00	\$0	1	1.00	\$12,867	1	2.00	\$11,769
Grover C. Dils	0	0.00	\$0	0	0.00	\$0	0	0.00	\$0	0	0.00	\$0	0	0.00	\$0
Humboldt	0	0.00	\$0	0	0.00	\$0	1	1.00	\$16,991	0	0.00	\$0	0	0.00	\$0
Incline Village	0	0.00	\$0	0	0.00	\$0	0	0.00	\$0	0	0.00	\$0	0	0.00	\$0
Mesa View	1	1.00	\$9,931	6	2.17	\$17,066	0	0.00	\$0	1	2.00	\$15,797	1	2.00	\$15,596
Mount Grant	0	0.00	\$0	0	0.00	\$0	0	0.00	\$0	0	0.00	\$0	0	0.00	\$0
Northeastern	8	2.00	\$18,224	7	1.29	\$17,927	2	2.50	\$28,788	3	1.67	\$20,771	6	1.83	\$30,102
Nye	0	0.00	\$0	0	0.00	\$0	0	0.00	\$0	0	0.00	\$0	0	0.00	\$0
Pershing	0	0.00	\$0	0	0.00	\$0	0	0.00	\$0	0	0.00	\$0	0	0.00	\$0
South Lyon	0	0.00	\$0	0	0.00	\$0	0	0.00	\$0	0	0.00	\$0	0	0.00	\$0
William Bee Ririe	1	1.00	\$10,517	0	0.00	\$0	0	0.00	\$0	0	0.00	\$0	0	0.00	\$0
TOTAL	12	1.83	\$16,421	23	1.78	\$16,769	9	1.67	\$22,028	10	2.00	\$23,398	12	1.67	\$24,123
ALL COUNTIES	324	1.69	\$25,279	292	1.64	\$31,801	245	1.83	\$35,443	226	2.21	\$38,956	229	1.74	\$48,288

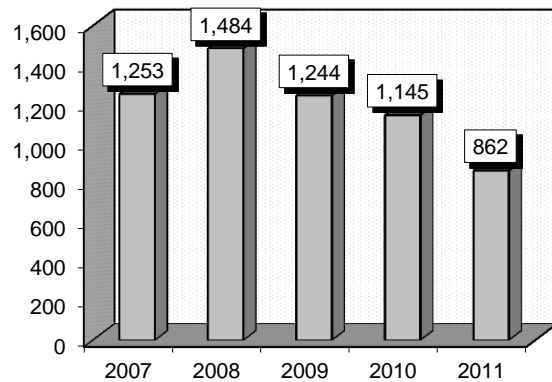
Operating Room Procedures For Obesity

Procedures: that frequently accompanied operating room procedures for obesity were: 1) Laparoscopic gastroenterostomy (4438), 2) Laparoscopic gastric restriction procedure (4495) , 3) Laparoscopic peritoneal adhesiolysis (5451), 4) Abdominal repair of diaphragmatic hernia (537), 5) Laparoscopic gastroplasty (4468).

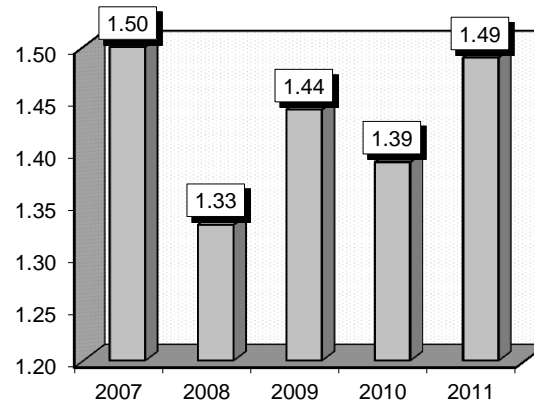
Definitions: **Laproscopy:** The insertion of a thin lighted tube with a camera (laparoscope) used to assist in operations without the need for making large incisions. **Gastroenterostomy:** The surgical creation of a connection between the stomach and the jejunum. **Jejunum:** The longest part of the small intestine extending from the duodenum to the ileum. **Duodenum:** The first part of the small intestine. It is located below the stomach. **Ileum:** The lowest section of the small intestine. It is involved in absorbing digested food into the body. **Peritoneal:** A membrane that lines the wall of the abdominal cavity. **Adhesiolysis:** The treatment for the removal of scarlike tissue that forms between two surfaces within the body. **Diaphragmatic hernia:** A hole in the diaphragm through which the bowels can pass through. **Gastroplasty:** Any surgical treatment of the stomach or lower esophagus used to decrease the size of the stomach. This procedure is often done by dividing the stomach into a large and small pouch through the use of staples.

Gender	2007			2008			2009			2010			2011		
	Cases	Avg LOS	Avg Bill	Cases	Avg LOS	Avg Bill	Cases	Avg LOS	Avg Bill	Cases	Avg LOS	Avg Bill	Cases	Avg LOS	Avg Bill
Male	311	1.45	\$36,024	397	1.26	\$37,477	344	1.47	\$41,597	295	1.38	\$44,877	231	1.38	\$46,927
Female	942	1.51	\$37,190	1,087	1.36	\$36,146	900	1.43	\$37,892	850	1.39	\$42,523	631	1.53	\$47,022
Age Group	Cases	Avg LOS	Avg Bill	Cases	Avg LOS	Avg Bill	Cases	Avg LOS	Avg Bill	Cases	Avg LOS	Avg Bill	Cases	Avg LOS	Avg Bill
Ages 0-17	14	4.14	\$26,030	7	1.71	\$65,422	0	0.00	\$0	2	2.50	\$33,215	2	1.00	\$46,943
Ages 18-35	260	1.36	\$37,909	284	1.24	\$35,419	220	1.34	\$38,183	172	1.37	\$41,054	157	1.50	\$44,979
Ages 36-49	450	1.45	\$36,591	541	1.37	\$36,573	446	1.36	\$37,823	377	1.41	\$43,621	295	1.44	\$46,904
Ages 50-64	446	1.51	\$36,750	499	1.34	\$36,740	423	1.60	\$40,454	409	1.47	\$44,486	287	1.54	\$47,977
Ages 65+	83	1.66	\$38,058	153	1.31	\$36,162	155	1.39	\$38,906	185	1.16	\$41,165	121	1.46	\$47,518
TOTAL	1,253	1.50	\$36,901	1,484	1.33	\$36,502	1,244	1.44	\$38,916	1,145	1.39	\$43,129	862	1.49	\$46,997

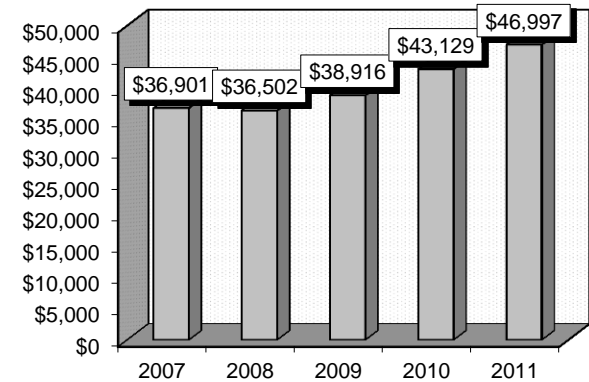
Patient Discharges



Average Length of Stay



Average Billed Charges



County / Hospital	2007			2008			2009			2010			2011		
	Cases	Avg LOS	Avg Bill	Cases	Avg LOS	Avg Bill	Cases	Avg LOS	Avg Bill	Cases	Avg LOS	Avg Bill	Cases	Avg LOS	Avg Bill
CLARK															
Centennial Hills	0	0.00	\$0	0	0.00	\$0	0	0.00	\$0	0	0.00	\$0	0	0.00	\$0
Desert Springs	210	1.52	\$37,234	69	1.32	\$35,213	130	1.25	\$47,042	140	1.21	\$50,567	131	1.50	\$60,146
Mountain View	131	1.46	\$53,826	98	1.24	\$44,111	27	2.33	\$81,835	21	1.67	\$68,181	21	1.52	\$54,551
North Vista	298	1.36	\$39,677	740	1.10	\$34,259	560	1.13	\$35,577	520	1.14	\$39,148	410	1.13	\$40,535
Southern Hills	0	0.00	\$0	0	0.00	\$0	0	0.00	\$0	1	2.00	\$45,585	0	0.00	\$0
Spring Valley	0	0.00	\$0	0	0.00	\$0	0	0.00	\$0	0	0.00	\$0	0	0.00	\$0
St. Rose-Rose de Lima	332	1.12	\$30,204	289	1.30	\$32,866	199	1.58	\$39,076	141	1.81	\$52,652	67	1.78	\$55,222
St. Rose-San Martin	0	0.00	\$0	0	0.00	\$0	0	0.00	\$0	0	0.00	\$0	0	0.00	\$0
St. Rose-Siena	1	2.00	\$72,381	0	0.00	\$0	1	3.00	\$58,323	0	0.00	\$0	0	0.00	\$0
Summerlin	53	1.43	\$34,133	13	1.23	\$53,096	10	1.40	\$56,148	6	1.17	\$65,530	0	0.00	\$0
Sunrise	1	17.00	\$104,250	0	0.00	\$0	0	0.00	\$0	1	3.00	\$79,244	0	0.00	\$0
UMC	14	3.29	\$31,318	30	2.23	\$86,720	22	2.27	\$76,294	12	2.83	\$97,126	16	6.44	\$146,514
Valley	2	2.00	\$43,583	7	2.71	\$74,395	0	0.00	\$0	0	0.00	\$0	2	4.00	\$71,781
TOTAL	1,042	1.37	\$37,652	1,246	1.21	\$36,449	949	1.30	\$40,382	842	1.31	\$45,102	647	1.43	\$49,199
WASHOE															
Carson Tahoe	0	0.00	\$0	0	0.00	\$0	0	0.00	\$0	0	0.00	\$0	0	0.00	\$0
Northern Nevada	2	2.00	\$47,149	1	1.00	\$35,682	0	0.00	\$0	0	0.00	\$0	0	0.00	\$0
Renown Regional	37	2.30	\$32,027	49	2.35	\$31,511	46	2.02	\$30,835	28	1.93	\$37,756	32	1.75	\$41,825
Renown S. Meadows	49	2.22	\$31,654	63	1.98	\$33,711	97	1.64	\$31,065	95	1.51	\$34,327	71	1.58	\$36,392
Saint Mary's	123	2.00	\$33,925	124	1.85	\$40,514	146	2.03	\$37,716	177	1.62	\$39,539	112	1.71	\$42,475
Sierra Surgery	0	0.00	\$0	1	1.00	\$26,748	6	1.17	\$25,135	3	1.67	\$30,231	0	0.00	\$0
TOTAL	211	2.10	\$33,190	238	1.98	\$36,781	295	1.88	\$34,200	303	1.61	\$37,648	215	1.67	\$40,370
RURAL															
Battle Mountain	0	0.00	\$0	0	0.00	\$0	0	0.00	\$0	0	0.00	\$0	0	0.00	\$0
Boulder City	0	0.00	\$0	0	0.00	\$0	0	0.00	\$0	0	0.00	\$0	0	0.00	\$0
Carson Valley	0	0.00	\$0	0	0.00	\$0	0	0.00	\$0	0	0.00	\$0	0	0.00	\$0
Churchill	0	0.00	\$0	0	0.00	\$0	0	0.00	\$0	0	0.00	\$0	0	0.00	\$0
Desert View	0	0.00	\$0	0	0.00	\$0	0	0.00	\$0	0	0.00	\$0	0	0.00	\$0
Grover C. Dils	0	0.00	\$0	0	0.00	\$0	0	0.00	\$0	0	0.00	\$0	0	0.00	\$0
Humboldt	0	0.00	\$0	0	0.00	\$0	0	0.00	\$0	0	0.00	\$0	0	0.00	\$0
Incline Village	0	0.00	\$0	0	0.00	\$0	0	0.00	\$0	0	0.00	\$0	0	0.00	\$0
Mesa View	0	0.00	\$0	0	0.00	\$0	0	0.00	\$0	0	0.00	\$0	0	0.00	\$0
Mount Grant	0	0.00	\$0	0	0.00	\$0	0	0.00	\$0	0	0.00	\$0	0	0.00	\$0
Northeastern	0	0.00	\$0	0	0.00	\$0	0	0.00	\$0	0	0.00	\$0	0	0.00	\$0
Nye	0	0.00	\$0	0	0.00	\$0	0	0.00	\$0	0	0.00	\$0	0	0.00	\$0
Pershing	0	0.00	\$0	0	0.00	\$0	0	0.00	\$0	0	0.00	\$0	0	0.00	\$0
South Lyon	0	0.00	\$0	0	0.00	\$0	0	0.00	\$0	0	0.00	\$0	0	0.00	\$0
William Bee Ririe	0	0.00	\$0	0	0.00	\$0	0	0.00	\$0	0	0.00	\$0	0	0.00	\$0
TOTAL	0	0.00	\$0	0	0.00	\$0	0	0.00	\$0	0	0.00	\$0	0	0.00	\$0
ALL COUNTIES	1,253	1.50	\$36,901	1,484	1.33	\$36,502	1,244	1.44	\$38,916	1,145	1.39	\$43,129	862	1.49	\$46,997

Diabetes

Diagnoses: that frequently accompanied diabetes were: 1) Hypertension (4019), 2) Diabetes with other specified manifestations such as diabetic hypoglycemia and hypoglycemic shock (25080), 3) Long term use of insulin (V5867), 4) Tobacco use disorder (3051), 5) Dehydration (27651), 6) Diabetes Mellitus with ketoacidosis (25011), 7) History of past noncompliance (V1581).

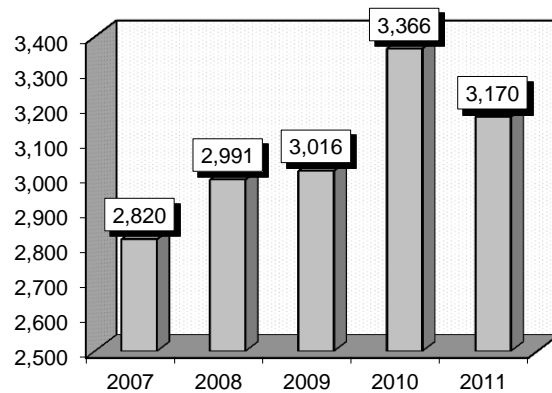
Definition: Hypertension: Elevated blood pressure persistently exceeding 140/90. Essential hypertension, the most common kind, has no single identifiable cause.

Ketoacidosis: High blood glucose; often caused by illness or taking too little insulin. A life-threatening condition in which ketones, which result from the breakdown of fat for energy, accumulate in the bloodstream and the pH of the blood decreases.

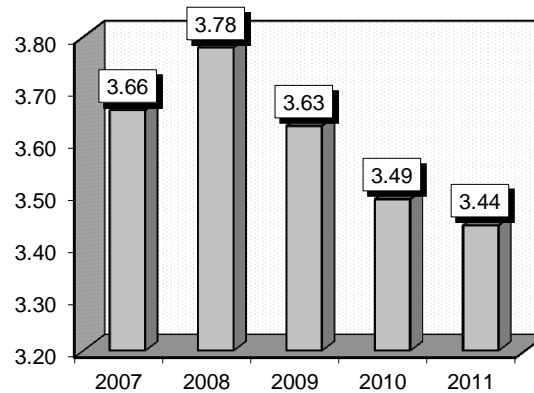
Comments: Diabetes is a disease in which blood sugar (glucose) levels are abnormally high because the body does not produce enough insulin. In Type 1 diabetes more than 90% of the insulin-producing cells of the pancreas are permanently destroyed. The pancreas produces little or no insulin. Most people who have Type 1 diabetes develop the disease before age 30. In Type 2 diabetes, the pancreas continues to produce insulin, sometimes even at higher than normal levels. However, the body develops resistance to the effects of insulin, so there is not enough insulin to meet the body's needs. Type 2 diabetes may occur in children and adolescents but usually begins in people older than 30 and becomes progressively more common with age.

Gender	2007			2008			2009			2010			2011		
	Cases	Avg LOS	Avg Bill	Cases	Avg LOS	Avg Bill	Cases	Avg LOS	Avg Bill	Cases	Avg LOS	Avg Bill	Cases	Avg LOS	Avg Bill
Male	1,581	3.67	\$24,082	1,702	3.80	\$25,935	1,671	3.77	\$28,291	1,888	3.59	\$30,489	1,748	3.51	\$32,365
Female	1,239	3.65	\$24,116	1,289	3.74	\$25,842	1,345	3.46	\$26,503	1,478	3.37	\$28,578	1,422	3.34	\$32,709
Age Group	Cases	Avg LOS	Avg Bill	Cases	Avg LOS	Avg Bill	Cases	Avg LOS	Avg Bill	Cases	Avg LOS	Avg Bill	Cases	Avg LOS	Avg Bill
Ages 0-17	326	2.84	\$12,681	319	3.08	\$14,116	329	2.82	\$15,030	308	2.87	\$15,431	312	2.99	\$19,021
Ages 18-35	687	3.58	\$25,996	768	3.22	\$25,468	777	3.05	\$24,990	928	3.09	\$27,162	930	3.00	\$29,806
Ages 36-49	667	3.78	\$26,602	672	3.94	\$27,240	627	4.22	\$31,679	707	3.74	\$31,783	624	3.49	\$34,784
Ages 50-64	596	4.10	\$25,791	640	3.89	\$27,446	702	4.17	\$31,579	773	3.85	\$34,007	724	4.21	\$39,175
Ages 65+	544	3.64	\$23,611	592	4.56	\$29,591	581	3.60	\$28,446	650	3.68	\$32,437	580	3.34	\$33,385
TOTAL	2,820	3.66	\$24,097	2,991	3.78	\$25,895	3,016	3.63	\$27,493	3,366	3.49	\$29,650	3,170	3.44	\$32,519

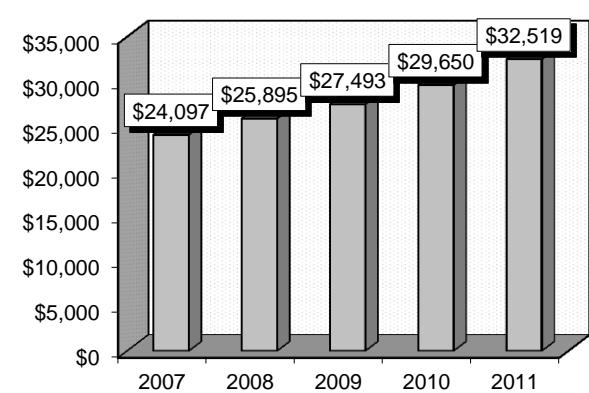
Patient Discharges



Average Length of Stay



Average Billed Charges



County / Hospital	2007			2008			2009			2010			2011		
	Cases	Avg LOS	Avg Bill	Cases	Avg LOS	Avg Bill	Cases	Avg LOS	Avg Bill	Cases	Avg LOS	Avg Bill	Cases	Avg LOS	Avg Bill
CLARK															
Centennial Hills	0	0.00	\$0	114	3.43	\$28,009	137	3.24	\$29,112	140	3.47	\$36,258	101	2.74	\$29,980
Desert Springs	174	4.39	\$25,214	147	3.35	\$24,988	172	3.40	\$26,672	151	3.74	\$29,529	157	3.51	\$35,148
Mountain View	157	3.76	\$27,124	161	3.48	\$28,714	172	3.90	\$35,396	222	3.72	\$39,740	186	3.42	\$40,329
North Vista	135	4.53	\$31,466	133	5.32	\$36,524	137	3.92	\$33,008	203	3.88	\$33,489	170	4.93	\$49,084
Southern Hills	50	3.20	\$22,125	42	4.02	\$29,272	46	4.15	\$33,435	48	3.31	\$33,594	54	3.00	\$34,658
Spring Valley	118	3.32	\$22,695	148	3.60	\$29,388	133	3.20	\$28,967	168	4.15	\$43,849	142	3.47	\$47,066
St. Rose-Rose de Lima	109	3.10	\$25,014	124	3.13	\$25,353	129	4.03	\$30,812	151	3.70	\$33,640	106	3.07	\$30,923
St. Rose-San Martin	70	3.00	\$22,815	97	3.79	\$25,878	94	2.80	\$22,839	117	3.15	\$26,533	117	2.94	\$28,243
St. Rose-Siena	128	3.86	\$26,184	122	3.62	\$22,671	157	3.30	\$27,117	148	3.07	\$28,110	129	3.78	\$36,027
Summerlin	154	3.26	\$28,592	165	2.94	\$26,363	180	2.87	\$26,945	198	2.87	\$28,500	189	3.21	\$40,137
Sunrise	310	3.69	\$26,133	347	4.53	\$28,721	303	4.54	\$34,879	295	3.81	\$38,805	334	3.32	\$36,186
UMC	567	3.95	\$26,114	505	3.99	\$25,459	452	4.13	\$27,350	498	3.57	\$24,530	483	3.51	\$25,740
Valley	219	4.09	\$29,446	241	3.84	\$30,879	198	3.66	\$34,350	235	3.39	\$32,757	188	3.82	\$46,503
TOTAL	2,191	3.81	\$26,523	2,346	3.86	\$27,690	2,310	3.74	\$30,103	2,574	3.56	\$32,433	2,356	3.50	\$36,088
WASHOE															
Carson Tahoe	93	2.52	\$13,097	98	2.98	\$16,697	110	2.60	\$15,433	102	3.14	\$20,543	107	2.44	\$17,096
Northern Nevada	32	2.88	\$17,849	45	3.40	\$22,844	31	2.45	\$20,564	45	2.58	\$23,263	42	2.43	\$24,104
Renown Regional	227	3.38	\$18,436	255	3.87	\$23,827	279	3.88	\$23,113	316	3.74	\$24,436	365	3.97	\$26,941
Renown S. Meadows	34	2.47	\$15,130	39	3.05	\$18,880	36	3.19	\$23,271	36	2.89	\$22,869	27	2.78	\$23,433
Saint Mary's	103	3.77	\$17,395	83	3.19	\$17,200	103	3.57	\$19,511	115	3.23	\$17,410	92	3.02	\$19,093
Sierra Surgery	0	0.00	\$0	0	0.00	\$0	0	0.00	\$0	0	0.00	\$0	0	0.00	\$0
TOTAL	489	3.20	\$16,933	520	3.49	\$20,969	559	3.45	\$20,807	614	3.41	\$22,295	633	3.42	\$23,798
RURAL															
Battle Mountain	1	2.00	\$1,837	1	1.00	\$6,838	0	0.00	\$0	0	0.00	\$0	0	0.00	\$0
Boulder City	6	4.00	\$11,334	9	4.22	\$12,228	10	1.80	\$5,414	13	3.69	\$7,333	12	2.83	\$8,142
Carson Valley	16	3.75	\$18,388	14	7.43	\$31,692	14	3.43	\$19,920	17	2.06	\$16,558	11	2.64	\$24,007
Churchill	20	4.30	\$16,479	22	3.41	\$15,561	33	2.94	\$12,262	39	3.72	\$18,425	27	3.15	\$18,124
Desert View	0	0.00	\$0	3	1.67	\$5,514	5	2.20	\$8,053	6	2.67	\$10,502	10	3.00	\$13,062
Grover C. Dils	2	2.00	\$8,990	3	2.33	\$5,316	2	3.00	\$5,511	2	2.50	\$6,779	3	3.00	\$8,322
Humboldt	10	2.90	\$5,401	11	5.27	\$9,038	13	2.62	\$9,942	9	1.89	\$8,722	15	3.00	\$18,858
Incline Village	0	0.00	\$0	0	0.00	\$0	0	0.00	\$0	0	0.00	\$0	0	0.00	\$0
Mesa View	10	2.30	\$8,893	7	1.57	\$8,045	9	2.44	\$11,923	13	1.92	\$10,614	15	2.93	\$14,545
Mount Grant	11	3.73	\$8,763	4	3.25	\$7,157	9	3.22	\$7,909	9	3.00	\$9,589	6	2.50	\$9,066
Northeastern	29	2.24	\$13,198	24	1.88	\$11,115	33	2.24	\$15,022	43	2.60	\$20,916	61	2.36	\$20,196
Nye	5	2.20	\$7,213	2	3.50	\$7,226	3	1.67	\$6,981	3	2.67	\$12,871	8	2.13	\$9,029
Pershing	9	2.22	\$4,038	7	2.86	\$8,964	4	2.50	\$6,340	2	2.00	\$3,906	2	3.50	\$10,640
South Lyon	9	1.67	\$2,681	9	2.33	\$4,784	5	3.40	\$4,950	4	2.25	\$6,928	0	0.00	\$0
William Bee Ririe	12	3.17	\$10,808	9	2.33	\$8,891	7	3.00	\$12,603	18	2.61	\$10,003	11	2.36	\$10,058
TOTAL	140	2.99	\$11,142	125	3.41	\$12,694	147	2.67	\$11,916	178	2.80	\$14,766	181	2.68	\$16,565
ALL COUNTIES	2,820	3.66	\$24,097	2,991	3.78	\$25,895	3,016	3.63	\$27,493	3,366	3.49	\$29,650	3,170	3.44	\$32,519

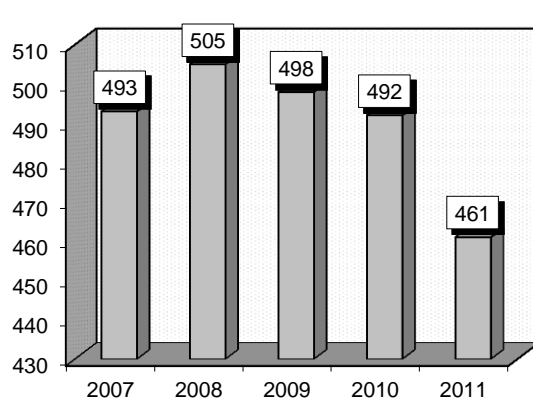
Endocrine Disorders

Diagnoses: that frequently accompanied endocrine disorders were: 1) Hypertension (4019), 2) Unspecified acquired hypothyroidism (2449), 3) Hypopotassemia (2768), 4) Disorders of neurohypophysis (2536), 5) Tobacco use disorder (3051), 6) Malignant neoplasm of the thyroid gland (193), 7) Diabetes Mellitus II (25000), 8) Thyrotoxicosis (2424-9).

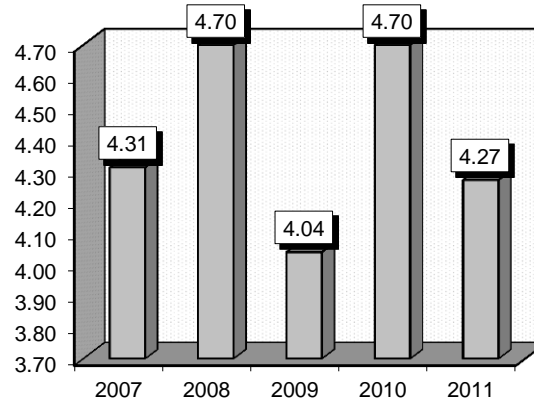
Definitions: **Hypertension:** Elevated blood pressure persistently exceeding 140/90. Essential hypertension, the most common kind, has no single identifiable cause. **Hypothyroidism:** A condition in which the thyroid gland produces an insufficient amount of thyroid hormone. The resulting lowered metabolism interferes with the normal breakdown of "old" hormones and causes lethargy. **Hypopotassemia:** A deficiency of potassium. **Neurohypophysis:** Also known as the posterior lobe of the pituitary gland, it is composed of nervous tissue and is connected to the hypothalamus of the brain by the narrow stalk. **Malignant neoplasm:** Malignant tumor: a tumor that is malignant and tends to spread to other parts of the body. **Diabetes mellitus:** A group of disorders in which the body is unable to competently process blood sugars leading to hyperglycemia. This can lead to a host of ailments including poor circulation, kidney disorders and blindness. **Hyperglycemia:** A condition in which an excessive amount of glucose circulates in the blood plasma. **Thyrotoxicosis:** Another name for hyperthyroidism or high levels of thyroid hormone.

Gender	2007			2008			2009			2010			2011		
	Cases	Avg LOS	Avg Bill	Cases	Avg LOS	Avg Bill	Cases	Avg LOS	Avg Bill	Cases	Avg LOS	Avg Bill	Cases	Avg LOS	Avg Bill
Male	177	4.76	\$31,513	175	5.29	\$34,375	134	4.07	\$28,817	159	5.16	\$40,422	149	4.91	\$45,539
Female	316	4.06	\$26,813	330	4.39	\$29,168	364	4.02	\$30,374	333	4.48	\$38,001	312	3.96	\$36,491
Age Group	Cases	Avg LOS	Avg Bill	Cases	Avg LOS	Avg Bill	Cases	Avg LOS	Avg Bill	Cases	Avg LOS	Avg Bill	Cases	Avg LOS	Avg Bill
Ages 0-17	25	4.92	\$22,930	28	3.75	\$16,849	27	5.19	\$30,939	23	4.04	\$30,410	22	3.45	\$29,956
Ages 18-35	67	2.82	\$18,828	69	2.99	\$21,179	60	3.05	\$22,430	64	3.42	\$27,477	51	3.31	\$29,322
Ages 36-49	98	3.41	\$21,168	110	4.40	\$31,420	125	3.27	\$26,070	116	4.53	\$34,858	95	3.59	\$31,434
Ages 50-64	114	4.71	\$31,942	122	5.12	\$34,275	102	4.57	\$33,243	107	4.88	\$40,918	114	4.28	\$41,908
Ages 65+	189	4.98	\$34,392	176	5.42	\$34,489	184	4.41	\$33,081	182	5.23	\$45,064	179	4.99	\$46,103
TOTAL	493	4.31	\$28,500	505	4.70	\$30,972	498	4.04	\$29,955	492	4.70	\$38,783	461	4.27	\$39,416

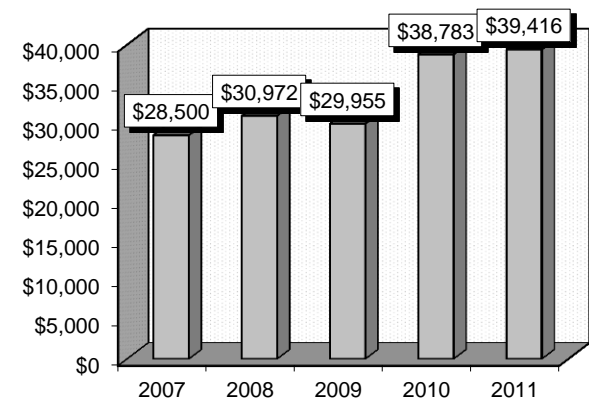
Patient Discharges



Average Length of Stay



Average Billed Charges



County / Hospital	2007			2008			2009			2010			2011		
	Cases	Avg LOS	Avg Bill	Cases	Avg LOS	Avg Bill	Cases	Avg LOS	Avg Bill	Cases	Avg LOS	Avg Bill	Cases	Avg LOS	Avg Bill
CLARK															
Centennial Hills	0	0.00	\$0	13	4.00	\$28,814	14	5.57	\$43,228	26	5.31	\$40,829	26	4.46	\$42,023
Desert Springs	17	5.53	\$50,709	20	6.65	\$43,319	23	4.26	\$39,281	17	4.53	\$43,319	20	4.10	\$34,116
Mountain View	41	4.15	\$34,527	30	4.97	\$41,188	25	3.44	\$33,316	31	4.81	\$42,896	25	3.32	\$38,755
North Vista	6	5.50	\$48,966	15	5.47	\$34,951	7	4.86	\$35,914	8	11.00	\$119,868	2	4.50	\$42,960
Southern Hills	12	3.83	\$23,138	13	5.54	\$37,681	4	1.75	\$20,232	3	2.33	\$27,181	15	4.13	\$48,056
Spring Valley	13	5.00	\$42,373	12	5.00	\$36,964	9	4.56	\$43,453	8	3.25	\$33,832	26	5.96	\$68,337
St. Rose-Rose de Lima	21	3.81	\$35,745	18	6.11	\$45,083	18	3.72	\$29,400	18	6.11	\$56,347	19	5.26	\$48,149
St. Rose-San Martin	6	3.67	\$24,813	19	4.53	\$30,005	11	4.00	\$27,050	20	5.20	\$47,296	19	4.42	\$41,797
St. Rose-Siena	35	4.77	\$32,516	39	5.13	\$37,726	27	3.89	\$35,666	39	5.05	\$41,701	33	5.06	\$28,871
Summerlin	27	3.89	\$27,483	23	4.96	\$47,719	24	4.54	\$48,282	29	3.90	\$37,341	32	4.47	\$47,011
Sunrise	101	3.64	\$21,646	79	3.41	\$21,890	85	3.65	\$26,926	74	3.11	\$26,133	74	3.36	\$40,041
UMC	77	3.73	\$26,187	82	5.12	\$28,307	99	4.19	\$25,250	81	3.88	\$32,566	60	3.83	\$35,086
Valley	25	6.40	\$43,418	33	4.61	\$37,518	34	5.41	\$44,219	38	5.79	\$55,969	24	4.71	\$53,420
TOTAL	381	4.19	\$30,099	396	4.80	\$33,266	380	4.15	\$32,383	392	4.52	\$40,323	375	4.25	\$42,250
WASHOE															
Carson Tahoe	12	5.58	\$29,644	12	3.50	\$19,029	18	2.72	\$17,530	11	4.36	\$24,689	15	4.67	\$25,690
Northern Nevada	9	2.56	\$19,061	7	4.29	\$32,107	10	3.80	\$32,430	5	3.80	\$26,860	5	1.80	\$18,792
Renown Regional	38	5.42	\$27,271	47	4.26	\$23,091	39	3.95	\$22,661	53	5.32	\$36,385	40	5.60	\$33,822
Renown S. Meadows	10	3.00	\$20,549	7	4.71	\$30,819	5	3.60	\$27,424	5	2.20	\$18,984	3	1.00	\$12,472
Saint Mary's	29	5.10	\$21,322	22	5.82	\$24,383	25	4.68	\$28,548	15	9.27	\$44,374	13	3.00	\$20,964
Sierra Surgery	0	0.00	\$0	0	0.00	\$0	0	0.00	\$0	0	0.00	\$0	0	0.00	\$0
TOTAL	98	4.84	\$24,361	95	4.56	\$24,111	97	3.88	\$24,479	89	5.61	\$34,773	76	4.54	\$28,186
RURAL															
Battle Mountain	0	0.00	\$0	0	0.00	\$0	2	1.50	\$2,571	0	0.00	\$0	0	0.00	\$0
Boulder City	2	3.50	\$9,186	1	5.00	\$3,639	1	4.00	\$10,320	1	4.00	\$10,326	0	0.00	\$0
Carson Valley	3	5.67	\$17,835	3	2.67	\$14,361	3	3.33	\$11,517	0	0.00	\$0	1	4.00	\$19,109
Churchill	3	4.00	\$18,482	2	1.00	\$3,861	3	2.67	\$15,013	2	2.00	\$8,785	2	1.00	\$7,574
Desert View	0	0.00	\$0	2	3.50	\$20,383	4	1.25	\$7,054	4	4.00	\$17,637	0	0.00	\$0
Grover C. Dils	0	0.00	\$0	0	0.00	\$0	1	5.00	\$11,056	0	0.00	\$0	0	0.00	\$0
Humboldt	0	0.00	\$0	1	1.00	\$1,083	0	0.00	\$0	0	0.00	\$0	2	2.00	\$13,737
Incline Village	0	0.00	\$0	0	0.00	\$0	0	0.00	\$0	0	0.00	\$0	0	0.00	\$0
Mesa View	0	0.00	\$0	1	1.00	\$3,083	1	1.00	\$1,931	1	1.00	\$5,411	1	8.00	\$47,545
Mount Grant	1	6.00	\$13,897	0	0.00	\$0	0	0.00	\$0	0	0.00	\$0	0	0.00	\$0
Northeastern	0	0.00	\$0	2	1.50	\$10,338	3	4.00	\$20,154	2	5.00	\$29,664	3	3.00	\$22,873
Nye	2	2.00	\$10,661	0	0.00	\$0	0	0.00	\$0	1	4.00	\$16,536	1	3.00	\$6,930
Pershing	0	0.00	\$0	0	0.00	\$0	0	0.00	\$0	0	0.00	\$0	0	0.00	\$0
South Lyon	1	2.00	\$5,621	0	0.00	\$0	0	0.00	\$0	0	0.00	\$0	0	0.00	\$0
William Bee Ririe	2	2.50	\$13,707	2	7.50	\$28,553	3	2.67	\$13,715	0	0.00	\$0	0	0.00	\$0
TOTAL	14	3.79	\$13,970	14	3.00	\$12,654	21	2.67	\$11,327	11	3.55	\$16,338	10	3.00	\$18,482
ALL COUNTIES	493	4.31	\$28,500	505	4.70	\$30,972	498	4.04	\$29,955	492	4.70	\$38,783	461	4.27	\$39,416

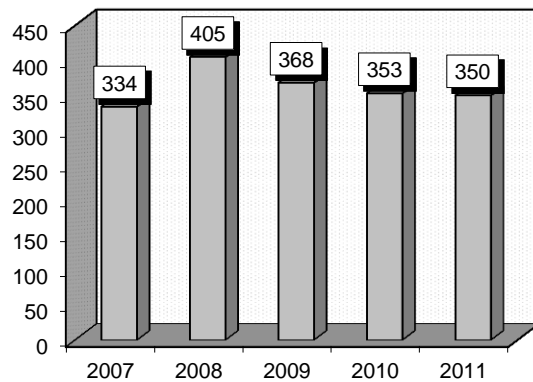
Kidney & Ureter Procedures For Neoplasm

Procedures: that frequently accompanied kidney & ureter procedures for neoplasm were: 1) Transfusion of packed cells (9904) 2) Closed [Percutaneous] [needle] biopsy of kidney (5523).

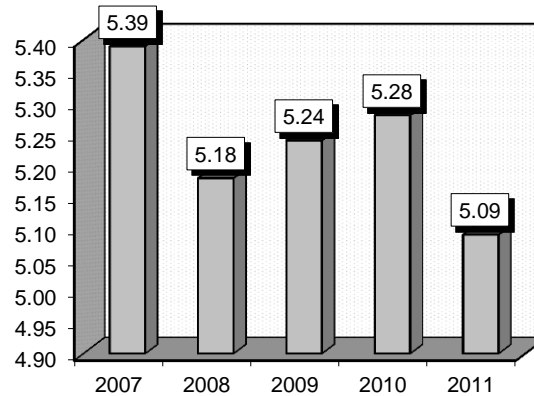
Definitions: **Ureter:** A tube through which the urine travels from the kidney to the bladder. **Neoplasm:** Tumor or abnormal cell growth that is either malignant or benign (non-cancerous). **Kidney:** Dual organs located in the lumbar area in which the primary function is to filter the blood removing waste in the form of urine. **Bladder, part unspecified:** Membrane sac that holds bodily fluids. **Secondary malignant neoplasm:** Cancerous tumor, or abnormal cell growth which has metastasized (transferred) from one part (or organ) of the body to another organ or part of the body. **Urinary organs:** A system of organs comprised of the kidneys, bladder, ureters, and the urethra which work together to remove urine from the body. **Transfusion:** The process of transferring blood from a donor to a recipient that is used to replenish lost blood. **Packed cells:** A concentration of blood cells that have been separated from plasma in order to treat severe anemia without also adding excess fluid into the blood stream. Surgical removal of part or all of the synovial membrane. **Closed needle biopsy:** The use of a syringe-like device to extract tissue samples for microscopic examination. **Percutaneous:** Through, or under, the skin.

	2007			2008			2009			2010			2011		
Gender	Cases	Avg LOS	Avg Bill	Cases	Avg LOS	Avg Bill	Cases	Avg LOS	Avg Bill	Cases	Avg LOS	Avg Bill	Cases	Avg LOS	Avg Bill
Male	213	4.84	\$54,375	235	5.17	\$59,560	220	5.00	\$65,651	226	5.24	\$76,248	210	4.94	\$80,096
Female	121	6.36	\$73,961	170	5.19	\$61,616	148	5.59	\$73,085	127	5.35	\$75,603	140	5.31	\$84,316
Age Group	Cases	Avg LOS	Avg Bill	Cases	Avg LOS	Avg Bill	Cases	Avg LOS	Avg Bill	Cases	Avg LOS	Avg Bill	Cases	Avg LOS	Avg Bill
Ages 0-17	5	5.80	\$82,861	5	5.00	\$66,167	3	6.67	\$74,217	8	8.38	\$115,446	3	9.00	\$129,173
Ages 18-35	5	7.40	\$104,647	9	4.56	\$51,963	8	4.13	\$49,209	7	4.43	\$62,500	7	6.00	\$105,717
Ages 36-49	44	4.59	\$50,514	52	4.63	\$57,060	48	4.73	\$57,350	49	3.88	\$63,072	48	4.10	\$74,519
Ages 50-64	125	5.69	\$67,349	148	4.90	\$57,216	125	5.18	\$68,210	118	4.75	\$70,116	104	4.81	\$79,155
Ages 65+	155	5.30	\$57,758	191	5.58	\$64,071	184	5.43	\$72,633	171	5.94	\$82,506	188	5.40	\$83,446
TOTAL	334	5.39	\$61,471	405	5.18	\$60,423	368	5.24	\$68,641	353	5.28	\$76,016	350	5.09	\$81,784

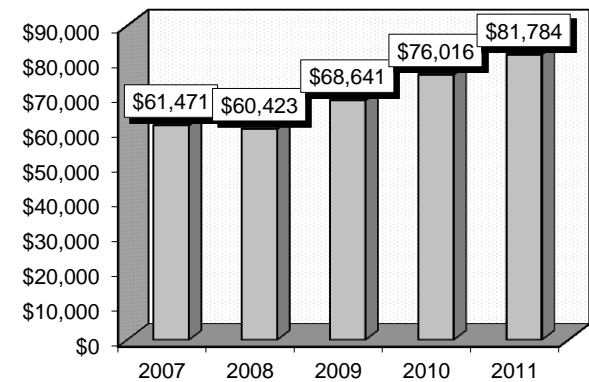
Patient Discharges



Average Length of Stay



Average Billed Charges



County / Hospital	2007			2008			2009			2010			2011		
	Cases	Avg LOS	Avg Bill	Cases	Avg LOS	Avg Bill	Cases	Avg LOS	Avg Bill	Cases	Avg LOS	Avg Bill	Cases	Avg LOS	Avg Bill
CLARK															
Centennial Hills	0	0.00	\$0	3	9.00	\$115,335	1	4.00	\$42,882	0	0.00	\$0	0	0.00	\$0
Desert Springs	2	7.50	\$72,879	3	4.33	\$52,640	2	7.50	\$137,088	0	0.00	\$0	0	0.00	\$0
Mountain View	29	7.83	\$84,097	24	5.21	\$63,792	22	8.50	\$124,483	14	8.36	\$101,307	19	5.84	\$95,122
North Vista	2	4.00	\$57,861	0	0.00	\$0	0	0.00	\$0	0	0.00	\$0	0	0.00	\$0
Southern Hills	1	1.00	\$30,763	1	5.00	\$34,324	8	4.00	\$58,255	8	3.63	\$74,628	3	9.67	\$121,746
Spring Valley	20	4.00	\$48,822	39	4.56	\$53,810	27	5.56	\$63,794	41	4.98	\$79,937	51	4.49	\$75,039
St. Rose-Rose de Lima	0	0.00	\$0	3	13.00	\$74,556	0	0.00	\$0	2	18.50	\$195,091	0	0.00	\$0
St. Rose-San Martin	0	0.00	\$0	15	2.93	\$56,100	12	4.17	\$57,675	12	2.83	\$59,381	10	4.80	\$78,510
St. Rose-Siena	21	6.57	\$71,599	20	5.85	\$68,988	18	4.39	\$74,405	27	6.30	\$115,646	33	5.18	\$89,802
Summerlin	95	4.27	\$61,781	101	4.66	\$70,442	85	4.14	\$67,115	70	3.47	\$68,990	64	3.70	\$88,228
Sunrise	38	4.53	\$52,106	43	4.28	\$55,196	30	6.77	\$82,699	35	7.23	\$98,658	46	4.85	\$82,474
UMC	12	10.17	\$146,703	9	11.67	\$88,104	39	6.26	\$77,934	16	8.88	\$116,998	20	6.30	\$85,110
Valley	20	6.90	\$72,281	7	8.29	\$91,310	10	7.60	\$81,821	7	8.14	\$116,240	11	7.55	\$97,163
TOTAL	240	5.45	\$67,776	268	5.10	\$65,421	254	5.48	\$76,059	232	5.54	\$88,301	257	4.89	\$85,445
WASHOE															
Carson Tahoe	21	4.48	\$45,188	29	4.28	\$42,754	29	3.28	\$43,393	31	5.19	\$59,670	24	4.29	\$53,357
Northern Nevada	0	0.00	\$0	1	1.00	\$25,449	1	5.00	\$74,606	0	0.00	\$0	0	0.00	\$0
Renown Regional	42	5.79	\$44,038	52	6.58	\$51,046	36	6.19	\$50,734	45	5.22	\$47,968	38	6.71	\$67,609
Renown S. Meadows	0	0.00	\$0	0	0.00	\$0	0	0.00	\$0	0	0.00	\$0	0	0.00	\$0
Saint Mary's	17	6.59	\$66,876	36	5.58	\$68,231	37	4.95	\$67,796	29	4.79	\$66,408	27	5.85	\$101,581
Sierra Surgery	12	2.83	\$22,359	13	2.38	\$21,992	10	2.60	\$23,967	14	2.57	\$23,247	4	2.00	\$18,146
TOTAL	92	5.25	\$45,693	131	5.34	\$50,855	113	4.71	\$52,279	119	4.80	\$52,602	93	5.63	\$71,666
RURAL															
Battle Mountain	0	0.00	\$0	0	0.00	\$0	0	0.00	\$0	0	0.00	\$0	0	0.00	\$0
Boulder City	0	0.00	\$0	0	0.00	\$0	0	0.00	\$0	0	0.00	\$0	0	0.00	\$0
Carson Valley	0	0.00	\$0	1	3.00	\$37,207	0	0.00	\$0	0	0.00	\$0	0	0.00	\$0
Churchill	0	0.00	\$0	0	0.00	\$0	0	0.00	\$0	0	0.00	\$0	0	0.00	\$0
Desert View	0	0.00	\$0	0	0.00	\$0	0	0.00	\$0	0	0.00	\$0	0	0.00	\$0
Grover C. Dils	0	0.00	\$0	0	0.00	\$0	0	0.00	\$0	0	0.00	\$0	0	0.00	\$0
Humboldt	0	0.00	\$0	0	0.00	\$0	0	0.00	\$0	0	0.00	\$0	0	0.00	\$0
Incline Village	0	0.00	\$0	0	0.00	\$0	0	0.00	\$0	0	0.00	\$0	0	0.00	\$0
Mesa View	2	5.50	\$30,548	3	4.67	\$37,447	1	3.00	\$33,379	0	0.00	\$0	0	0.00	\$0
Mount Grant	0	0.00	\$0	0	0.00	\$0	0	0.00	\$0	0	0.00	\$0	0	0.00	\$0
Northeastern	0	0.00	\$0	2	8.00	\$63,403	0	0.00	\$0	2	4.00	\$44,107	0	0.00	\$0
Nye	0	0.00	\$0	0	0.00	\$0	0	0.00	\$0	0	0.00	\$0	0	0.00	\$0
Pershing	0	0.00	\$0	0	0.00	\$0	0	0.00	\$0	0	0.00	\$0	0	0.00	\$0
South Lyon	0	0.00	\$0	0	0.00	\$0	0	0.00	\$0	0	0.00	\$0	0	0.00	\$0
William Bee Ririe	0	0.00	\$0	0	0.00	\$0	0	0.00	\$0	0	0.00	\$0	0	0.00	\$0
TOTAL	2	5.50	\$30,548	6	5.50	\$46,059	1	3.00	\$33,379	2	4.00	\$44,107	0	0.00	\$0
ALL COUNTIES	334	5.39	\$61,471	405	5.18	\$60,423	368	5.24	\$68,641	353	5.28	\$76,016	350	5.09	\$81,784

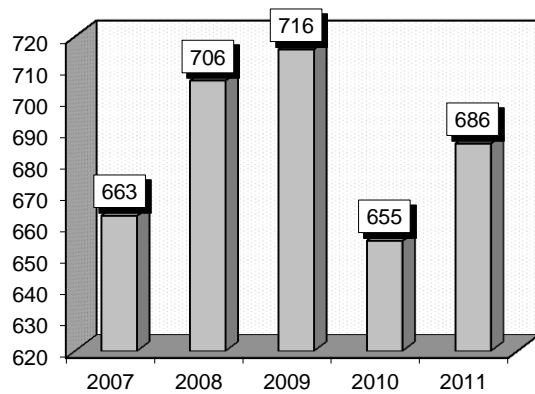
Kidney And Ureter Procedures For Non-Neoplasm

Procedures: that frequently accompanied kidney and ureter procedures for non-neoplasm were: 1) Percutaneous nephrostomy (5503,4), 2) Ureteral catheterization (598), 3) Percutaneous pyelogram (8775), 4) Cystoscopy (5732), 5) Nephroureterectomy (5551), 6) Ureteroneoscystostomy (5674), 7) Correction of ureteropelvic junction (5587).

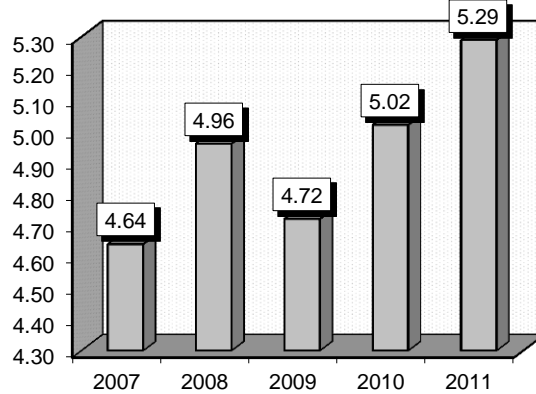
Definitions: **Percutaneous:** A procedure performed through a small opening made in the skin. **Percutaneous nephrostomy:** A method of draining an obstructed kidney by inserting a fine tube through the skin and into the collecting system of the kidney. **Catheterization:** Insertion of a slender tube through the urethra or through the anterior abdominal wall into the bladder, urinary reservoir, or urinary conduit. **Pyelogram:** An X ray of the kidneys and ureters. **Cystoscopy:** Examination of the bladder and urethra using a cystoscope, inserted into the urethra. A cystoscope is a thin, tube-like instrument with a light and a lens for viewing. **Nephroureterectomy:** Surgery to remove a kidney and its ureter. Also called ureteronephrectomy. **Ureteropelvic junction:** The anatomical location where the inside of the kidney connects to the ureter.

Gender	2007			2008			2009			2010			2011		
	Cases	Avg LOS	Avg Bill	Cases	Avg LOS	Avg Bill	Cases	Avg LOS	Avg Bill	Cases	Avg LOS	Avg Bill	Cases	Avg LOS	Avg Bill
Male	295	4.61	\$51,759	328	5.26	\$60,957	354	4.97	\$62,803	304	5.23	\$69,896	328	5.77	\$74,185
Female	368	4.67	\$47,918	378	4.69	\$50,976	362	4.48	\$55,415	351	4.84	\$60,622	358	4.84	\$64,209
Age Group	Cases	Avg LOS	Avg Bill	Cases	Avg LOS	Avg Bill	Cases	Avg LOS	Avg Bill	Cases	Avg LOS	Avg Bill	Cases	Avg LOS	Avg Bill
Ages 0-17	96	2.81	\$35,779	125	2.48	\$36,721	101	2.30	\$42,481	94	2.22	\$45,363	83	3.49	\$65,535
Ages 18-35	79	3.52	\$39,564	85	4.13	\$44,947	121	4.81	\$53,718	84	4.87	\$59,476	74	3.73	\$50,869
Ages 36-49	166	4.59	\$49,989	118	4.63	\$51,707	128	4.16	\$57,707	120	5.38	\$69,154	125	3.43	\$52,074
Ages 50-64	168	4.37	\$50,978	172	5.64	\$61,751	174	5.02	\$62,336	187	5.63	\$69,907	192	5.98	\$69,772
Ages 65+	154	6.71	\$61,559	206	6.42	\$68,590	192	6.05	\$69,110	170	5.71	\$69,973	212	7.00	\$85,898
TOTAL	663	4.64	\$49,627	706	4.96	\$55,613	716	4.72	\$59,068	655	5.02	\$64,926	686	5.29	\$68,979

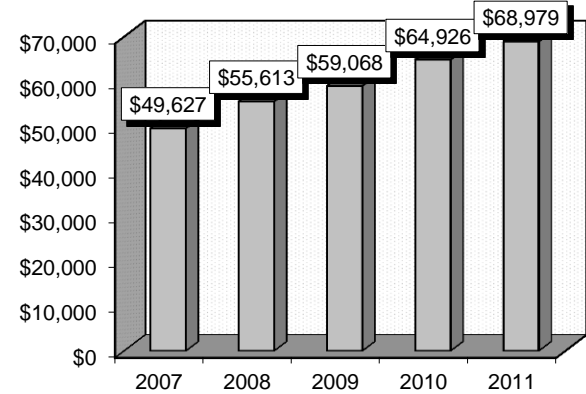
Patient Discharges



Average Length of Stay



Average Billed Charges



County / Hospital	2007			2008			2009			2010			2011		
	Cases	Avg LOS	Avg Bill	Cases	Avg LOS	Avg Bill	Cases	Avg LOS	Avg Bill	Cases	Avg LOS	Avg Bill	Cases	Avg LOS	Avg Bill
CLARK															
Centennial Hills	0	0.00	\$0	9	5.22	\$52,705	11	10.00	\$95,639	9	4.33	\$54,095	10	3.40	\$51,589
Desert Springs	24	6.63	\$53,180	20	6.35	\$61,719	14	5.57	\$65,096	9	4.22	\$56,889	10	12.20	\$109,297
Mountain View	27	6.48	\$54,582	38	7.16	\$64,957	20	7.25	\$85,605	10	7.90	\$101,620	32	6.47	\$83,541
North Vista	1	15.00	\$89,209	2	7.00	\$83,545	0	0.00	\$0	3	20.33	\$158,619	5	11.40	\$102,439
Southern Hills	7	3.00	\$29,049	7	5.86	\$57,951	6	4.33	\$85,435	9	6.89	\$75,520	15	9.73	\$110,334
Spring Valley	32	5.44	\$59,127	37	6.08	\$71,232	36	4.97	\$63,766	38	5.39	\$73,168	32	4.25	\$72,461
St. Rose-Rose de Lima	5	3.80	\$29,556	6	8.83	\$102,173	8	7.25	\$67,218	11	6.09	\$58,875	10	4.50	\$50,581
St. Rose-San Martin	0	0.00	\$0	19	4.26	\$47,516	30	5.33	\$68,193	20	7.50	\$87,500	12	4.42	\$59,233
St. Rose-Siena	29	4.17	\$48,145	38	5.26	\$53,571	37	5.05	\$56,104	46	4.33	\$61,708	39	5.41	\$73,571
Summerlin	131	3.94	\$57,155	134	4.01	\$62,036	129	3.05	\$55,468	118	3.08	\$64,835	106	4.43	\$88,829
Sunrise	134	4.38	\$47,423	147	4.10	\$49,476	162	4.57	\$59,511	139	4.46	\$64,828	141	4.69	\$71,380
UMC	112	4.29	\$50,679	94	5.24	\$55,462	133	4.68	\$57,238	125	5.81	\$57,491	139	5.79	\$55,294
Valley	34	6.82	\$61,281	21	6.95	\$86,823	18	5.89	\$66,378	17	6.88	\$106,059	15	6.20	\$70,868
TOTAL	536	4.66	\$52,388	572	4.96	\$58,670	604	4.65	\$60,839	554	4.92	\$66,495	566	5.37	\$72,586
WASHOE															
Carson Tahoe	27	3.67	\$46,077	39	3.10	\$37,275	24	3.50	\$48,011	19	3.89	\$53,418	27	2.93	\$45,588
Northern Nevada	0	0.00	\$0	1	3.00	\$49,540	0	0.00	\$0	0	0.00	\$0	2	4.00	\$55,109
Renown Regional	58	5.19	\$35,104	56	5.84	\$39,581	44	6.07	\$41,927	46	6.89	\$55,953	54	5.87	\$49,601
Renown S. Meadows	0	0.00	\$0	0	0.00	\$0	0	0.00	\$0	0	0.00	\$0	0	0.00	\$0
Saint Mary's	29	4.97	\$40,787	27	6.26	\$62,497	28	6.46	\$76,966	28	5.36	\$68,806	31	5.39	\$66,898
Sierra Surgery	7	1.71	\$16,543	5	3.20	\$23,427	9	2.22	\$19,384	7	2.29	\$21,730	6	2.50	\$23,815
TOTAL	121	4.60	\$37,841	128	4.97	\$43,159	105	5.26	\$50,729	100	5.57	\$56,675	120	4.88	\$51,969
RURAL															
Battle Mountain	0	0.00	\$0	0	0.00	\$0	0	0.00	\$0	0	0.00	\$0	0	0.00	\$0
Boulder City	0	0.00	\$0	0	0.00	\$0	0	0.00	\$0	0	0.00	\$0	0	0.00	\$0
Carson Valley	0	0.00	\$0	0	0.00	\$0	0	0.00	\$0	0	0.00	\$0	0	0.00	\$0
Churchill	0	0.00	\$0	0	0.00	\$0	0	0.00	\$0	0	0.00	\$0	0	0.00	\$0
Desert View	0	0.00	\$0	0	0.00	\$0	0	0.00	\$0	0	0.00	\$0	0	0.00	\$0
Grover C. Dils	0	0.00	\$0	0	0.00	\$0	0	0.00	\$0	0	0.00	\$0	0	0.00	\$0
Humboldt	0	0.00	\$0	0	0.00	\$0	0	0.00	\$0	0	0.00	\$0	0	0.00	\$0
Incline Village	0	0.00	\$0	0	0.00	\$0	0	0.00	\$0	0	0.00	\$0	0	0.00	\$0
Mesa View	3	3.33	\$35,852	3	3.67	\$30,877	5	1.80	\$25,612	1	3.00	\$20,871	0	0.00	\$0
Mount Grant	0	0.00	\$0	0	0.00	\$0	0	0.00	\$0	0	0.00	\$0	0	0.00	\$0
Northeastern	3	4.00	\$45,403	3	4.33	\$28,841	2	7.00	\$45,690	0	0.00	\$0	0	0.00	\$0
Nye	0	0.00	\$0	0	0.00	\$0	0	0.00	\$0	0	0.00	\$0	0	0.00	\$0
Pershing	0	0.00	\$0	0	0.00	\$0	0	0.00	\$0	0	0.00	\$0	0	0.00	\$0
South Lyon	0	0.00	\$0	0	0.00	\$0	0	0.00	\$0	0	0.00	\$0	0	0.00	\$0
William Bee Ririe	0	0.00	\$0	0	0.00	\$0	0	0.00	\$0	0	0.00	\$0	0	0.00	\$0
TOTAL	6	3.67	\$40,627	6	4.00	\$29,859	7	3.29	\$31,349	1	3.00	\$20,871	0	0.00	\$0
ALL COUNTIES	663	4.64	\$49,627	706	4.96	\$55,613	716	4.72	\$59,068	655	5.02	\$64,926	686	5.29	\$68,979

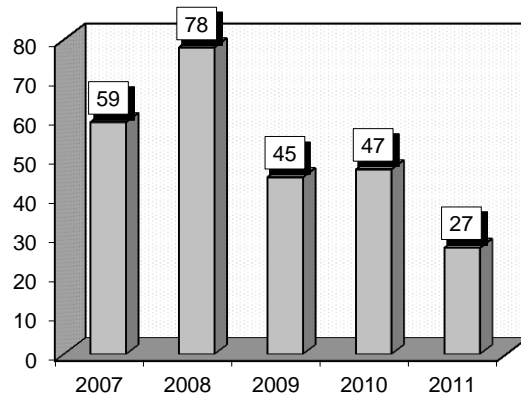
Prostatectomy

Procedures: that frequently accompanied prostatectomy were: 1) Transurethral excision or destruction of lesion or tissue of bladder (5749), 2) Cystoscopy (5732), 3) Transurethral clearance of bladder (570), 4) Transurethral (Ultrasound) guided laser induced prostatectomy (TULIP) (6021), 5) Retrograde pyelogram (8774), 6) Transurethral destruction of prostate tissue by other thermotherapy (6097), 7) Percutaneous cystostomy (5717), 8) Closed [percutaneous] [needle] biopsy of prostate (6011), 9) Removal of ureterostomy tube and ureteral catheter (9762).

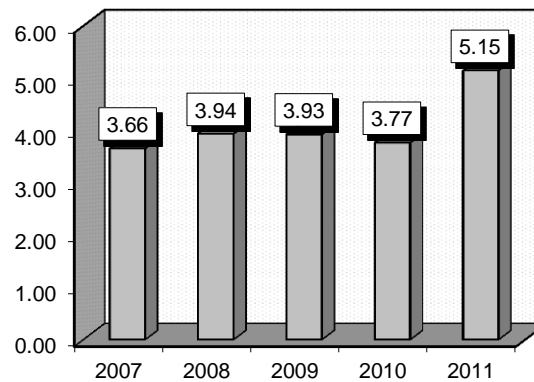
Definitions: Prostatectomy: A Prostatectomy is the surgical removal of all or part of the prostate gland. Abnormalities of the prostate, such as a tumour, or if the gland itself becomes enlarged for any reason, can restrict the normal flow of urine along the urethra. **Percutaneous:** A procedure performed through a small opening made in the skin. **Excision:** Removal by surgery. **Catheterization:** Insertion of a slender tube through the urethra or through the anterior abdominal wall into the bladder, urinary reservoir, or urinary conduit. **Pyelogram:** An X ray of the kidneys and ureters. **Cystoscopy:** Examination of the bladder and urethra using a cystoscope, inserted into the urethra. A cystoscope is a thin, tube-like instrument with a light and a lens for viewing. **Ureterostomy:** Surgical diversion of urine (usually temporarily) from the ureter(s) to outside the body by way of an opening or stoma on the abdomen.

	2007			2008			2009			2010			2011		
Gender	Cases	Avg LOS	Avg Bill	Cases	Avg LOS	Avg Bill	Cases	Avg LOS	Avg Bill	Cases	Avg LOS	Avg Bill	Cases	Avg LOS	Avg Bill
Male	59	3.66	\$30,807	78	3.94	\$32,630	45	3.93	\$36,251	47	3.77	\$35,163	27	5.15	\$65,155
Female	0	0.00	\$0	0	0.00	\$0	0	0.00	\$0	0	0.00	\$0	0	0.00	\$0
Age Group	Cases	Avg LOS	Avg Bill	Cases	Avg LOS	Avg Bill	Cases	Avg LOS	Avg Bill	Cases	Avg LOS	Avg Bill	Cases	Avg LOS	Avg Bill
Ages 0-17	0	0.00	\$0	0	0.00	\$0	0	0.00	\$0	0	0.00	\$0	0	0.00	\$0
Ages 18-35	0	0.00	\$0	0	0.00	\$0	0	0.00	\$0	0	0.00	\$0	0	0.00	\$0
Ages 36-49	4	4.75	\$31,535	1	2.00	\$8,498	0	0.00	\$0	1	1.00	\$17,065	0	0.00	\$0
Ages 50-64	8	3.13	\$29,106	8	4.88	\$47,521	4	1.25	\$19,027	5	1.60	\$24,265	4	1.50	\$23,880
Ages 65+	47	3.66	\$31,034	69	3.86	\$31,253	41	4.20	\$37,932	41	4.10	\$36,933	23	5.78	\$72,333
TOTAL	59	3.66	\$30,807	78	3.94	\$32,630	45	3.93	\$36,251	47	3.77	\$35,163	27	5.15	\$65,155

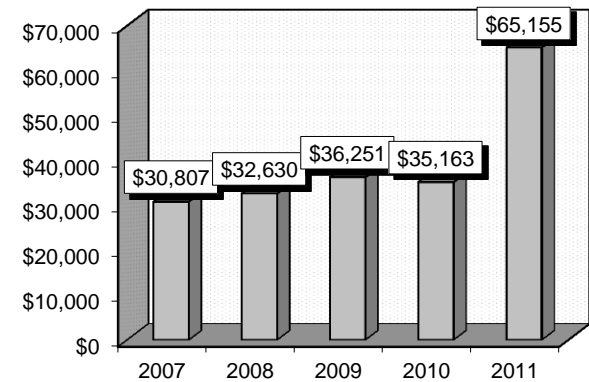
Patient Discharges



Average Length of Stay



Average Billed Charges



County / Hospital	2007			2008			2009			2010			2011		
	Cases	Avg LOS	Avg Bill	Cases	Avg LOS	Avg Bill	Cases	Avg LOS	Avg Bill	Cases	Avg LOS	Avg Bill	Cases	Avg LOS	Avg Bill
CLARK															
Centennial Hills	0	0.00	\$0	1	2.00	\$21,241	1	2.00	\$31,917	2	2.00	\$29,159	0	0.00	\$0
Desert Springs	2	9.00	\$89,856	1	7.00	\$82,768	2	13.00	\$108,059	0	0.00	\$0	0	0.00	\$0
Mountain View	2	1.50	\$13,587	3	1.67	\$21,541	0	0.00	\$0	0	0.00	\$0	4	5.00	\$52,208
North Vista	0	0.00	\$0	0	0.00	\$0	0	0.00	\$0	0	0.00	\$0	0	0.00	\$0
Southern Hills	0	0.00	\$0	0	0.00	\$0	2	10.50	\$75,418	0	0.00	\$0	0	0.00	\$0
Spring Valley	6	1.33	\$18,237	18	3.00	\$34,334	1	2.00	\$25,425	6	5.00	\$32,730	2	1.00	\$25,931
St. Rose-Rose de Lima	0	0.00	\$0	0	0.00	\$0	0	0.00	\$0	0	0.00	\$0	0	0.00	\$0
St. Rose-San Martin	0	0.00	\$0	0	0.00	\$0	1	8.00	\$90,072	0	0.00	\$0	1	2.00	\$37,707
St. Rose-Siena	8	2.25	\$23,189	7	3.00	\$29,347	2	3.00	\$24,162	5	3.40	\$35,909	3	3.67	\$44,267
Summerlin	12	2.17	\$28,300	9	4.89	\$54,567	1	1.00	\$18,479	7	6.57	\$56,475	4	5.50	\$56,122
Sunrise	5	6.60	\$45,899	2	2.00	\$16,785	7	4.14	\$39,222	5	4.20	\$46,265	7	6.43	\$80,494
UMC	1	1.00	\$24,148	1	1.00	\$17,326	3	2.33	\$28,124	2	3.50	\$30,716	2	4.50	\$44,775
Valley	5	6.00	\$47,340	9	3.33	\$26,306	6	2.17	\$23,046	7	2.86	\$33,596	2	13.00	\$203,131
TOTAL	41	3.34	\$32,482	51	3.29	\$34,722	26	4.42	\$41,476	34	4.26	\$39,926	25	5.48	\$68,598
WASHOE															
Carson Tahoe	2	1.00	\$20,715	4	1.00	\$19,392	6	2.83	\$30,051	3	1.33	\$25,102	1	1.00	\$26,800
Northern Nevada	1	12.00	\$104,168	0	0.00	\$0	2	3.50	\$38,070	0	0.00	\$0	0	0.00	\$0
Renown Regional	6	4.83	\$23,660	5	18.60	\$70,099	3	1.33	\$11,732	5	2.40	\$16,364	0	0.00	\$0
Renown S. Meadows	0	0.00	\$0	0	0.00	\$0	0	0.00	\$0	0	0.00	\$0	0	0.00	\$0
Saint Mary's	4	7.75	\$37,926	2	6.50	\$36,839	6	5.17	\$38,324	4	2.75	\$27,883	0	0.00	\$0
Sierra Surgery	4	1.00	\$9,539	6	1.17	\$10,387	0	0.00	\$0	0	0.00	\$0	0	0.00	\$0
TOTAL	17	4.59	\$28,083	17	6.88	\$33,180	17	3.47	\$30,681	12	2.25	\$22,388	1	1.00	\$26,800
RURAL															
Battle Mountain	0	0.00	\$0	0	0.00	\$0	0	0.00	\$0	0	0.00	\$0	0	0.00	\$0
Boulder City	0	0.00	\$0	0	0.00	\$0	0	0.00	\$0	0	0.00	\$0	0	0.00	\$0
Carson Valley	0	0.00	\$0	0	0.00	\$0	0	0.00	\$0	0	0.00	\$0	0	0.00	\$0
Churchill	1	1.00	\$8,420	1	1.00	\$13,192	1	2.00	\$13,744	0	0.00	\$0	1	1.00	\$17,416
Desert View	0	0.00	\$0	0	0.00	\$0	0	0.00	\$0	0	0.00	\$0	0	0.00	\$0
Grover C. Dils	0	0.00	\$0	0	0.00	\$0	0	0.00	\$0	0	0.00	\$0	0	0.00	\$0
Humboldt	0	0.00	\$0	0	0.00	\$0	0	0.00	\$0	0	0.00	\$0	0	0.00	\$0
Incline Village	0	0.00	\$0	0	0.00	\$0	0	0.00	\$0	0	0.00	\$0	0	0.00	\$0
Mesa View	0	0.00	\$0	0	0.00	\$0	1	1.00	\$17,605	1	5.00	\$26,489	0	0.00	\$0
Mount Grant	0	0.00	\$0	0	0.00	\$0	0	0.00	\$0	0	0.00	\$0	0	0.00	\$0
Northeastern	0	0.00	\$0	9	2.33	\$21,897	0	0.00	\$0	0	0.00	\$0	0	0.00	\$0
Nye	0	0.00	\$0	0	0.00	\$0	0	0.00	\$0	0	0.00	\$0	0	0.00	\$0
Pershing	0	0.00	\$0	0	0.00	\$0	0	0.00	\$0	0	0.00	\$0	0	0.00	\$0
South Lyon	0	0.00	\$0	0	0.00	\$0	0	0.00	\$0	0	0.00	\$0	0	0.00	\$0
William Bee Ririe	0	0.00	\$0	0	0.00	\$0	0	0.00	\$0	0	0.00	\$0	0	0.00	\$0
TOTAL	1	1.00	\$8,420	10	2.20	\$21,026	2	1.50	\$15,675	1	5.00	\$26,489	1	1.00	\$17,416
ALL COUNTIES	59	3.66	\$30,807	78	3.94	\$32,630	45	3.93	\$36,251	47	3.77	\$35,163	27	5.15	\$65,155

Renal Failure

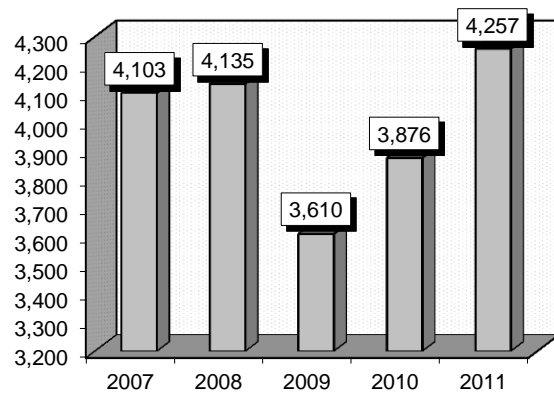
Diagnoses: that frequently accompanied renal failure were: 1) Unspecified hypertensive kidney disease (40391), 2) Congestive heart failure (4280), 3) Dehydration (27651), 4) Hypertension (4019), 5) Diabetes mellitus (25000).

Definitions: Dehydration: This can be caused by a lack of fluid intake, excessive urination possibly due to diuretics, diarrhea or vomiting. **Hypertension:** Elevated blood pressure persistently exceeding 140/90. Essential hypertension, the most common kind, has no single identifiable cause. **Diabetes mellitus:** A group of disorders in which the body is unable to competently process blood sugars leading to hyperglycemia. This can lead to a host of ailments including poor circulation, kidney disorders and blindness. **Hyperglycemia:** A condition in which an excessive amount of glucose circulates in the blood plasma.

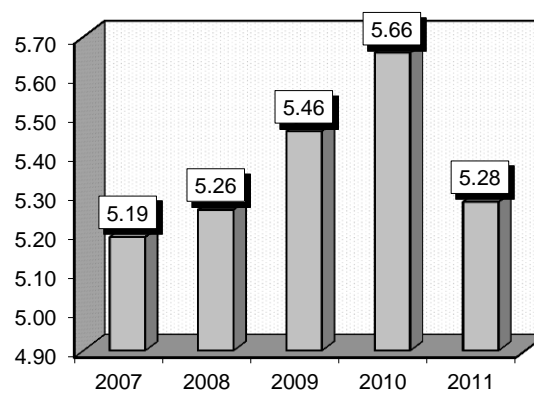
Comments: The kidneys are two fist-sized organs located on each side of the spine at the bottom of the rib cage and slightly above the waist. Renal failure is the inability of the kidneys to excrete wastes, concentrate urine and conserve electrolytes. The condition may be acute or chronic. In chronic kidney disease, the kidneys have not stopped working altogether but are not working as well as they should. Acute renal failure occurs when the kidneys stop working over a period of hours, days or in some cases, weeks. When acute renal failure occurs, wastes and excess waste products and excess water build up in the body which upsets the body's normal chemical balance. Substances that are normally needed for the body to function properly become poisonous to the body when they reach abnormally high levels.

Gender	2007			2008			2009			2010			2011		
	Cases	Avg LOS	Avg Bill	Cases	Avg LOS	Avg Bill	Cases	Avg LOS	Avg Bill	Cases	Avg LOS	Avg Bill	Cases	Avg LOS	Avg Bill
Male	2,375	5.02	\$37,518	2,354	5.21	\$38,943	1,994	5.50	\$44,377	2,157	5.78	\$50,525	2,346	5.32	\$53,314
Female	1,728	5.42	\$38,102	1,781	5.33	\$39,767	1,616	5.41	\$43,812	1,719	5.50	\$49,754	1,911	5.24	\$50,411
Age Group	Cases	Avg LOS	Avg Bill	Cases	Avg LOS	Avg Bill	Cases	Avg LOS	Avg Bill	Cases	Avg LOS	Avg Bill	Cases	Avg LOS	Avg Bill
Ages 0-17	20	3.70	\$21,985	26	5.27	\$26,786	15	7.33	\$106,481	14	5.21	\$67,794	15	3.47	\$25,003
Ages 18-35	380	3.85	\$25,670	332	4.33	\$33,688	229	4.66	\$36,528	230	5.30	\$50,995	239	4.94	\$47,382
Ages 36-49	620	4.91	\$36,868	530	5.12	\$39,223	484	4.97	\$41,670	500	5.01	\$47,278	486	4.98	\$47,274
Ages 50-64	1,140	5.26	\$39,430	1,127	5.41	\$39,614	958	5.82	\$47,663	1,038	5.92	\$50,652	1,162	5.19	\$50,679
Ages 65+	1,943	5.51	\$39,600	2,120	5.36	\$40,181	1,924	5.48	\$43,397	2,094	5.72	\$50,438	2,355	5.44	\$54,287
TOTAL	4,103	5.19	\$37,764	4,135	5.26	\$39,298	3,610	5.46	\$44,124	3,876	5.66	\$50,183	4,257	5.28	\$52,011

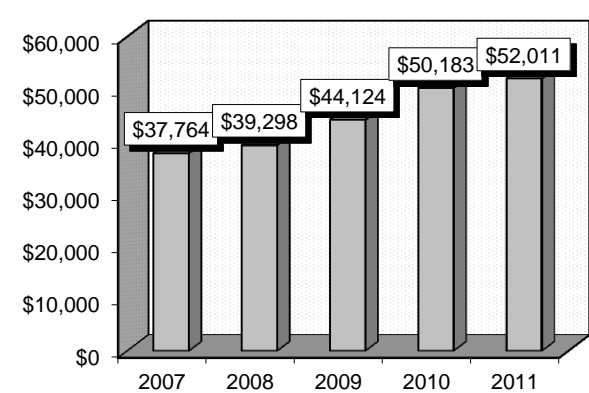
Patient Discharges



Average Length of Stay



Average Billed Charges



County / Hospital	2007			2008			2009			2010			2011		
	Cases	Avg LOS	Avg Bill	Cases	Avg LOS	Avg Bill	Cases	Avg LOS	Avg Bill	Cases	Avg LOS	Avg Bill	Cases	Avg LOS	Avg Bill
CLARK															
Centennial Hills	0	0.00	\$0	125	5.19	\$43,771	189	5.03	\$41,665	195	4.72	\$44,168	194	4.38	\$51,780
Desert Springs	247	5.63	\$42,329	278	6.08	\$46,175	222	5.63	\$42,327	299	6.47	\$55,426	293	6.41	\$69,030
Mountain View	215	5.33	\$40,611	255	5.55	\$48,092	225	5.49	\$55,124	260	5.56	\$61,593	316	5.78	\$67,684
North Vista	155	7.21	\$55,376	116	5.96	\$50,910	126	5.60	\$46,729	125	6.74	\$66,269	120	7.47	\$73,138
Southern Hills	108	6.60	\$43,342	103	5.16	\$40,544	67	7.25	\$64,371	67	5.37	\$52,458	103	5.83	\$60,170
Spring Valley	165	5.75	\$46,494	189	5.34	\$45,724	198	4.68	\$45,667	184	4.55	\$50,678	182	4.96	\$62,830
St. Rose-Rose de Lima	132	4.80	\$40,282	165	5.45	\$43,307	159	5.52	\$43,989	155	5.02	\$46,947	134	4.34	\$44,263
St. Rose-San Martin	83	4.66	\$37,407	111	4.76	\$36,531	155	4.65	\$38,242	146	5.29	\$49,765	189	5.01	\$45,217
St. Rose-Siena	236	4.85	\$40,908	250	5.68	\$42,959	224	5.11	\$43,041	268	4.63	\$44,362	263	5.42	\$51,516
Summerlin	199	5.16	\$46,802	184	4.80	\$40,875	182	5.27	\$53,450	232	5.20	\$55,461	298	4.67	\$54,858
Sunrise	408	7.66	\$61,898	422	6.41	\$54,026	374	6.93	\$65,394	421	6.76	\$73,639	508	5.53	\$66,585
UMC	1,079	3.09	\$20,694	807	3.88	\$25,208	430	4.87	\$34,743	395	6.67	\$44,306	372	5.39	\$39,191
Valley	353	6.03	\$50,271	361	6.13	\$51,790	301	6.60	\$55,000	333	5.65	\$59,984	272	5.54	\$63,950
TOTAL	3,380	5.06	\$39,302	3,366	5.28	\$41,769	2,852	5.58	\$48,093	3,080	5.75	\$55,227	3,244	5.43	\$58,027
WASHOE															
Carson Tahoe	130	3.95	\$24,183	123	4.23	\$23,863	167	5.45	\$31,433	166	6.19	\$31,871	209	4.77	\$31,595
Northern Nevada	91	5.31	\$33,500	85	3.94	\$28,256	58	3.91	\$30,917	72	3.90	\$32,520	73	4.34	\$44,052
Renown Regional	236	7.36	\$37,264	255	6.12	\$33,435	240	5.13	\$31,064	261	5.37	\$34,877	387	5.49	\$36,306
Renown S. Meadows	49	5.27	\$25,480	47	5.77	\$29,640	41	4.32	\$27,311	41	5.41	\$38,099	45	4.20	\$28,972
Saint Mary's	163	6.12	\$31,751	193	5.27	\$29,010	174	5.63	\$30,736	151	4.44	\$28,303	179	4.91	\$34,546
Sierra Surgery	0	0.00	\$0	0	0.00	\$0	0	0.00	\$0	0	0.00	\$0	0	0.00	\$0
TOTAL	669	5.96	\$32,004	703	5.27	\$29,665	680	5.19	\$30,832	691	5.22	\$32,664	893	5.05	\$35,114
RURAL															
Battle Mountain	4	4.50	\$4,879	0	0.00	\$0	0	0.00	\$0	1	4.00	\$5,938	1	4.00	\$10,432
Boulder City	6	2.67	\$8,187	9	3.22	\$7,015	3	4.67	\$8,504	2	4.50	\$9,939	2	4.50	\$19,264
Carson Valley	2	2.50	\$10,451	7	4.71	\$21,971	8	2.25	\$8,729	8	3.25	\$17,007	7	3.14	\$22,275
Churchill	3	1.67	\$10,179	5	2.40	\$11,544	7	4.57	\$15,646	15	5.33	\$20,511	18	2.89	\$12,456
Desert View	0	0.00	\$0	2	9.50	\$29,876	4	1.50	\$5,202	9	4.56	\$17,379	15	2.53	\$13,413
Grover C. Dils	4	6.00	\$11,038	6	5.00	\$11,736	5	4.00	\$9,008	1	2.00	\$5,087	3	1.67	\$4,096
Humboldt	0	0.00	\$0	4	6.75	\$20,025	1	1.00	\$892	5	51.20	\$31,711	10	4.10	\$20,909
Incline Village	0	0.00	\$0	0	0.00	\$0	0	0.00	\$0	0	0.00	\$0	0	0.00	\$0
Mesa View	10	2.20	\$10,396	9	2.89	\$10,829	9	1.89	\$7,344	15	2.60	\$9,386	10	2.70	\$12,294
Mount Grant	1	9.00	\$26,206	8	6.25	\$13,531	7	2.71	\$5,230	14	2.64	\$7,567	18	3.28	\$10,588
Northeastern	12	2.42	\$16,929	8	4.13	\$35,230	26	3.92	\$25,248	21	3.86	\$30,448	25	3.28	\$22,206
Nye	1	1.00	\$5,069	2	2.50	\$9,890	3	3.00	\$20,917	5	3.00	\$9,710	4	2.50	\$8,334
Pershing	1	6.00	\$29,463	1	6.00	\$11,857	0	0.00	\$0	0	0.00	\$0	0	0.00	\$0
South Lyon	4	4.50	\$6,519	2	1.00	\$6,196	2	5.00	\$10,692	6	1.83	\$6,541	4	2.75	\$9,295
William Bee Ririe	6	8.67	\$22,659	3	4.00	\$10,415	3	3.67	\$15,581	3	7.33	\$25,747	3	2.33	\$7,270
TOTAL	54	3.80	\$12,854	66	4.30	\$15,875	78	3.32	\$14,893	105	5.93	\$17,531	120	3.06	\$15,105
ALL COUNTIES	4,103	5.19	\$37,764	4,135	5.26	\$39,298	3,610	5.46	\$44,124	3,876	5.66	\$50,183	4,257	5.28	\$52,011

Admit For Renal Dialysis

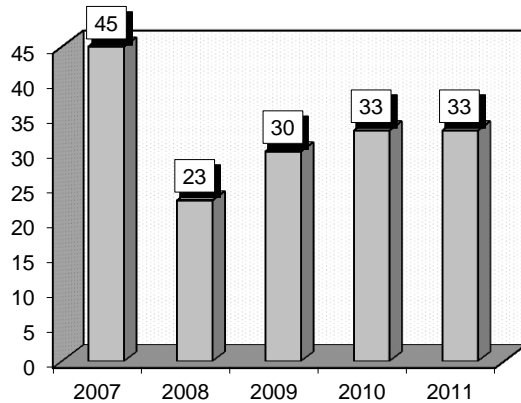
Diagnoses: that frequently accompanied admit for renal dialysis were: 1) Hemodialysis (3995), 2) Venous catheterization for renal dialysis (3895), 3) Total body perfusion (3996), 4) Transfusion of packed cells (9904).

Definitions: Dialysis: The process of filtering the blood when the kidneys are not able to cleanse it. **Hemodialysis:** Hemodialysis means "cleaning the blood." In hemodialysis, the blood is circulated through an artificial kidney machine, which contains a dialyzer (also called an artificial kidney). **Perfusion:** pumping of blood or artificial media through the blood vessels of an isolated organ for the purpose of nourishment. **Transfusion:** The introduction of whole blood or components of blood (such as plasma, platelets) from one person to another.

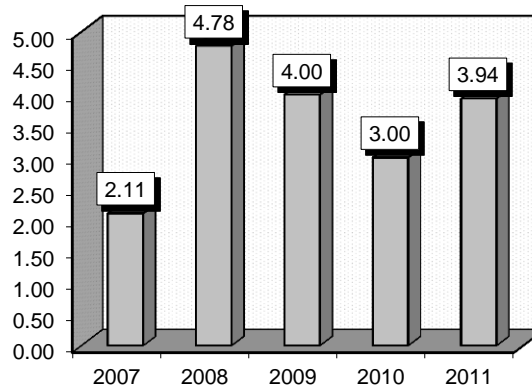
Comments: The kidneys are two fist-sized organs located on each side of the spine at the bottom of the rib cage and slightly above the waist. Renal failure is the inability of the kidneys to excrete wastes, concentrate urine and conserve electrolytes. The condition may be acute or chronic. In chronic kidney disease, the kidneys have not stopped working altogether but are not working as well as they should. Acute renal failure occurs when the kidneys stop working over a period of hours, days or in some cases, weeks. When acute renal failure occurs, wastes and excess waste products and excess water build up in the body which upsets the body's normal chemical balance. Substances that are normally needed for the body to function properly become poisonous to the body when they reach abnormally high levels.

	2007			2008			2009			2010			2011		
Gender	Cases	Avg LOS	Avg Bill	Cases	Avg LOS	Avg Bill	Cases	Avg LOS	Avg Bill	Cases	Avg LOS	Avg Bill	Cases	Avg LOS	Avg Bill
Male	26	2.38	\$12,764	13	5.15	\$28,411	20	3.65	\$25,395	16	3.81	\$31,291	12	8.75	\$65,414
Female	19	1.74	\$10,439	10	4.30	\$34,573	10	4.70	\$45,899	17	2.24	\$20,348	21	1.19	\$12,219
Age Group	Cases	Avg LOS	Avg Bill	Cases	Avg LOS	Avg Bill	Cases	Avg LOS	Avg Bill	Cases	Avg LOS	Avg Bill	Cases	Avg LOS	Avg Bill
Ages 0-17	0	0.00	\$0	1	2.00	\$7,975	1	2.00	\$35,816	0	0.00	\$0	0	0.00	\$0
Ages 18-35	6	1.83	\$10,057	2	14.00	\$46,225	2	16.00	\$57,261	6	1.67	\$18,579	13	1.00	\$8,542
Ages 36-49	11	2.00	\$11,348	7	2.57	\$15,731	4	2.75	\$18,189	6	2.33	\$19,015	6	1.50	\$18,333
Ages 50-64	15	2.87	\$15,058	7	5.43	\$42,962	8	3.50	\$45,135	15	3.67	\$27,157	6	14.50	\$91,137
Ages 65+	13	1.46	\$9,167	6	4.00	\$33,966	15	3.13	\$25,514	6	3.33	\$35,609	8	2.63	\$34,213
TOTAL	45	2.11	\$11,782	23	4.78	\$31,090	30	4.00	\$32,230	33	3.00	\$25,653	33	3.94	\$31,563

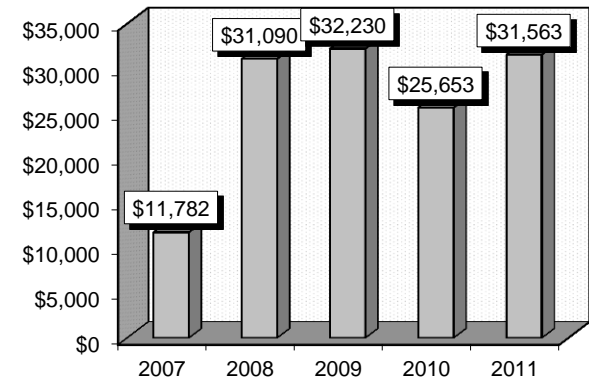
Patient Discharges



Average Length of Stay



Average Billed Charges



County / Hospital	2007			2008			2009			2010			2011		
	Cases	Avg LOS	Avg Bill	Cases	Avg LOS	Avg Bill	Cases	Avg LOS	Avg Bill	Cases	Avg LOS	Avg Bill	Cases	Avg LOS	Avg Bill
CLARK															
Centennial Hills	0	0.00	\$0	1	2.00	\$15,990	4	10.25	\$42,220	2	1.00	\$19,792	3	2.33	\$21,703
Desert Springs	4	2.00	\$14,314	3	5.67	\$31,583	4	5.25	\$74,671	0	0.00	\$0	1	1.00	\$10,770
Mountain View	2	1.00	\$5,659	5	4.60	\$48,968	4	2.50	\$19,918	2	4.50	\$50,693	4	2.00	\$23,026
North Vista	0	0.00	\$0	0	0.00	\$0	0	0.00	\$0	0	0.00	\$0	0	0.00	\$0
Southern Hills	0	0.00	\$0	0	0.00	\$0	1	1.00	\$11,861	2	1.00	\$6,188	4	1.75	\$18,918
Spring Valley	0	0.00	\$0	0	0.00	\$0	1	1.00	\$32,926	1	1.00	\$12,268	1	3.00	\$24,496
St. Rose-Rose de Lima	0	0.00	\$0	2	4.00	\$21,506	2	1.50	\$10,351	7	4.71	\$31,206	4	2.25	\$18,308
St. Rose-San Martin	1	4.00	\$15,465	1	8.00	\$91,051	3	4.00	\$27,881	0	0.00	\$0	0	0.00	\$0
St. Rose-Siena	1	1.00	\$13,343	1	26.00	\$85,979	3	4.00	\$32,668	3	6.00	\$48,367	0	0.00	\$0
Summerlin	1	2.00	\$23,123	0	0.00	\$0	0	0.00	\$0	9	1.67	\$18,067	0	0.00	\$0
Sunrise	2	3.50	\$17,544	5	2.00	\$13,444	6	2.67	\$25,705	5	2.80	\$21,466	14	6.64	\$48,129
UMC	26	1.88	\$9,274	2	1.50	\$6,342	1	2.00	\$10,655	0	0.00	\$0	0	0.00	\$0
Valley	6	1.83	\$13,283	3	4.33	\$19,850	1	1.00	\$7,634	1	1.00	\$7,268	0	0.00	\$0
TOTAL	43	1.95	\$11,080	23	4.78	\$31,090	30	4.00	\$32,230	32	2.97	\$25,199	31	4.13	\$32,748
WASHOE															
Carson Tahoe	0	0.00	\$0	0	0.00	\$0	0	0.00	\$0	0	0.00	\$0	0	0.00	\$0
Northern Nevada	0	0.00	\$0	0	0.00	\$0	0	0.00	\$0	0	0.00	\$0	0	0.00	\$0
Renown Regional	2	5.50	\$26,891	0	0.00	\$0	0	0.00	\$0	1	4.00	\$40,209	2	1.00	\$13,188
Renown S. Meadows	0	0.00	\$0	0	0.00	\$0	0	0.00	\$0	0	0.00	\$0	0	0.00	\$0
Saint Mary's	0	0.00	\$0	0	0.00	\$0	0	0.00	\$0	0	0.00	\$0	0	0.00	\$0
Sierra Surgery	0	0.00	\$0	0	0.00	\$0	0	0.00	\$0	0	0.00	\$0	0	0.00	\$0
TOTAL	2	5.50	\$26,891	0	0.00	\$0	0	0.00	\$0	1	4.00	\$40,209	2	1.00	\$13,188
RURAL															
Battle Mountain	0	0.00	\$0	0	0.00	\$0	0	0.00	\$0	0	0.00	\$0	0	0.00	\$0
Boulder City	0	0.00	\$0	0	0.00	\$0	0	0.00	\$0	0	0.00	\$0	0	0.00	\$0
Carson Valley	0	0.00	\$0	0	0.00	\$0	0	0.00	\$0	0	0.00	\$0	0	0.00	\$0
Churchill	0	0.00	\$0	0	0.00	\$0	0	0.00	\$0	0	0.00	\$0	0	0.00	\$0
Desert View	0	0.00	\$0	0	0.00	\$0	0	0.00	\$0	0	0.00	\$0	0	0.00	\$0
Grover C. Dils	0	0.00	\$0	0	0.00	\$0	0	0.00	\$0	0	0.00	\$0	0	0.00	\$0
Humboldt	0	0.00	\$0	0	0.00	\$0	0	0.00	\$0	0	0.00	\$0	0	0.00	\$0
Incline Village	0	0.00	\$0	0	0.00	\$0	0	0.00	\$0	0	0.00	\$0	0	0.00	\$0
Mesa View	0	0.00	\$0	0	0.00	\$0	0	0.00	\$0	0	0.00	\$0	0	0.00	\$0
Mount Grant	0	0.00	\$0	0	0.00	\$0	0	0.00	\$0	0	0.00	\$0	0	0.00	\$0
Northeastern	0	0.00	\$0	0	0.00	\$0	0	0.00	\$0	0	0.00	\$0	0	0.00	\$0
Nye	0	0.00	\$0	0	0.00	\$0	0	0.00	\$0	0	0.00	\$0	0	0.00	\$0
Pershing	0	0.00	\$0	0	0.00	\$0	0	0.00	\$0	0	0.00	\$0	0	0.00	\$0
South Lyon	0	0.00	\$0	0	0.00	\$0	0	0.00	\$0	0	0.00	\$0	0	0.00	\$0
William Bee Ririe	0	0.00	\$0	0	0.00	\$0	0	0.00	\$0	0	0.00	\$0	0	0.00	\$0
TOTAL	0	0.00	\$0	0	0.00	\$0	0	0.00	\$0	0	0.00	\$0	0	0.00	\$0
ALL COUNTIES	45	2.11	\$11,782	23	4.78	\$31,090	30	4.00	\$32,230	33	3.00	\$25,653	33	3.94	\$31,563

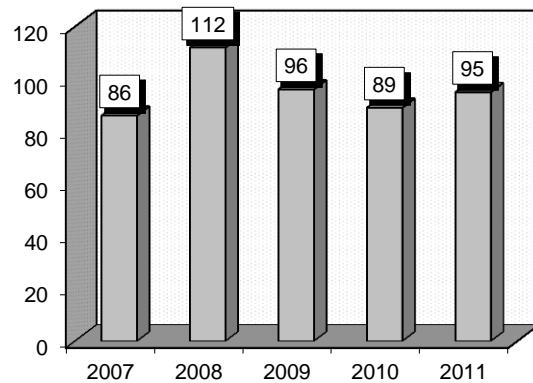
Kidney & Urinary Tract Neoplasms

Diagnoses: that frequently accompanied kidney & urinary tract neoplasm were: 1) Malignant neoplasm of kidney, except pelvis (1890), 2) Malignant neoplasm of bladder, part unspecified (1889), 3) Secondary malignant neoplasm of other urinary organs (1981).

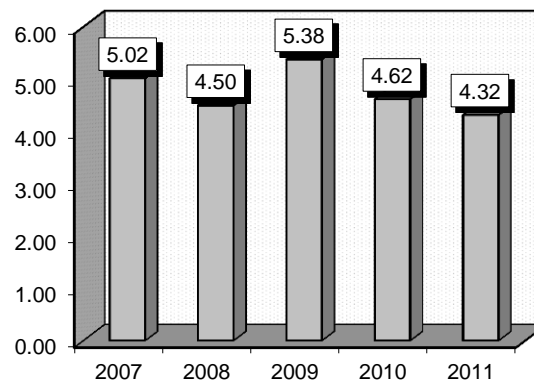
Definitions: **Malignant:** Generally refers to a cancerous tumor or mass that may or may not be localized in one part of the body. **Neoplasm:** Tumor or abnormal cell growth that is either malignant or benign (non-cancerous). **Kidney:** Dual organs located in the lumbar area in which the primary function is to filter the blood removing waste in the form of urine. **Bladder, part unspecified:** Membrane sac that holds bodily fluids. **Secondary malignant neoplasm:** Cancerous tumor, or abnormal cell growth which has metastasized (transferred) from one part (or organ) of the body to another organ or part of the body. **Urinary organs:** A system of organs comprised of the kidneys, bladder, ureters, and the urethra which work together to remove urine from the body. **Transfusion:** The process of transferring blood from a donor to a recipient that is used to replenish lost blood. **Packed cells:** A concentration of blood cells that have been separated from plasma in order to treat severe anemia without also adding excess fluid into the blood stream. Surgical removal of part or all of the synovial membrane. **Closed needle biopsy:** The use of a syringe-like device to extract tissue samples for microscopic examination. **Percutaneous:** Through, or under, the skin.

Gender	2007			2008			2009			2010			2011		
	Cases	Avg LOS	Avg Bill	Cases	Avg LOS	Avg Bill	Cases	Avg LOS	Avg Bill	Cases	Avg LOS	Avg Bill	Cases	Avg LOS	Avg Bill
Male	58	4.72	\$30,442	68	4.72	\$37,213	70	5.10	\$41,903	62	4.84	\$40,938	65	4.17	\$34,213
Female	28	5.64	\$36,630	44	4.16	\$32,068	26	6.12	\$45,925	27	4.11	\$37,657	30	4.63	\$61,681
Age Group	Cases	Avg LOS	Avg Bill	Cases	Avg LOS	Avg Bill	Cases	Avg LOS	Avg Bill	Cases	Avg LOS	Avg Bill	Cases	Avg LOS	Avg Bill
Ages 0-17	3	1.00	\$18,045	3	5.67	\$55,194	1	3.00	\$30,088	1	2.00	\$30,420	0	0.00	\$0
Ages 18-35	1	5.00	\$28,421	2	2.00	\$18,698	2	2.00	\$20,371	1	3.00	\$22,971	6	7.50	\$27,447
Ages 36-49	10	2.40	\$19,805	17	3.88	\$35,915	8	2.50	\$23,947	12	4.08	\$40,800	6	4.67	\$45,922
Ages 50-64	27	7.04	\$42,878	24	4.04	\$35,334	39	5.62	\$45,406	26	5.38	\$40,640	31	4.87	\$49,275
Ages 65+	45	4.67	\$30,066	66	4.85	\$34,544	46	5.87	\$45,522	49	4.43	\$39,904	52	3.58	\$40,510
TOTAL	86	5.02	\$32,457	112	4.50	\$35,191	96	5.38	\$42,992	89	4.62	\$39,943	95	4.32	\$42,887

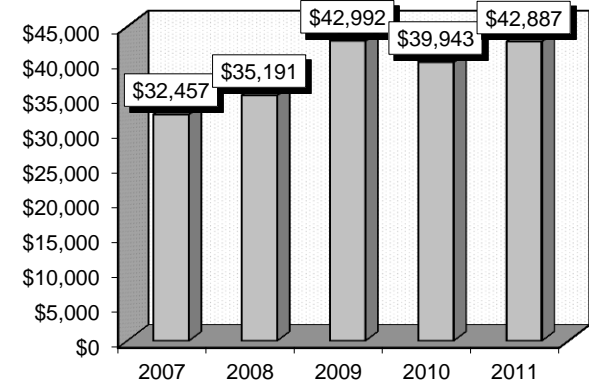
Patient Discharges



Average Length of Stay



Average Billed Charges



County / Hospital	2007			2008			2009			2010			2011		
	Cases	Avg LOS	Avg Bill	Cases	Avg LOS	Avg Bill	Cases	Avg LOS	Avg Bill	Cases	Avg LOS	Avg Bill	Cases	Avg LOS	Avg Bill
CLARK															
Centennial Hills	0	0.00	\$0	7	2.57	\$26,185	3	2.67	\$26,796	1	1.00	\$13,899	1	8.00	\$72,837
Desert Springs	6	4.33	\$34,702	8	4.75	\$39,907	2	6.00	\$52,237	4	1.75	\$31,187	0	0.00	\$0
Mountain View	4	6.25	\$44,485	6	4.00	\$38,862	4	3.00	\$35,719	9	3.00	\$28,479	6	9.33	\$116,812
North Vista	1	13.00	\$68,422	0	0.00	\$0	1	3.00	\$35,366	2	2.00	\$27,275	0	0.00	\$0
Southern Hills	4	6.25	\$39,715	1	7.00	\$45,595	3	8.33	\$47,042	1	3.00	\$40,704	2	2.50	\$57,972
Spring Valley	4	7.25	\$46,147	7	2.86	\$21,681	4	6.25	\$48,987	3	5.33	\$54,763	4	2.50	\$26,585
St. Rose-Rose de Lima	2	2.00	\$22,977	4	6.25	\$51,486	2	10.50	\$84,589	3	5.67	\$55,347	1	1.00	\$13,877
St. Rose-San Martin	1	2.00	\$4,991	2	6.50	\$34,314	4	6.00	\$46,375	2	5.50	\$46,205	8	9.00	\$53,216
St. Rose-Siena	6	2.50	\$24,788	7	5.71	\$41,492	4	3.75	\$46,430	3	4.33	\$45,339	8	2.63	\$31,143
Summerlin	6	2.83	\$23,867	10	3.30	\$33,619	7	5.57	\$50,588	8	6.50	\$81,561	11	4.82	\$59,678
Sunrise	15	4.20	\$28,406	13	5.08	\$39,624	10	7.70	\$61,856	10	5.00	\$54,525	7	2.00	\$25,997
UMC	12	5.08	\$39,593	13	5.38	\$41,860	17	3.71	\$33,731	14	5.57	\$34,685	17	3.47	\$29,387
Valley	7	3.57	\$26,775	8	4.75	\$45,466	5	4.80	\$41,981	6	6.50	\$46,374	5	3.20	\$47,544
TOTAL	68	4.49	\$32,787	86	4.56	\$37,876	66	5.27	\$45,403	66	4.82	\$45,614	70	4.50	\$46,578
WASHOE															
Carson Tahoe	3	2.00	\$13,155	2	3.50	\$11,346	7	4.86	\$31,923	2	2.50	\$27,467	3	3.33	\$23,910
Northern Nevada	0	0.00	\$0	0	0.00	\$0	3	10.33	\$86,904	0	0.00	\$0	3	2.33	\$41,358
Renown Regional	10	9.80	\$43,319	14	4.29	\$29,522	10	5.50	\$35,374	10	5.10	\$30,123	9	5.78	\$43,674
Renown S. Meadows	0	0.00	\$0	1	4.00	\$26,989	0	0.00	\$0	1	1.00	\$14,721	1	4.00	\$30,361
Saint Mary's	3	6.67	\$24,447	4	3.75	\$26,314	3	9.00	\$71,914	6	4.17	\$22,345	4	3.75	\$34,678
Sierra Surgery	0	0.00	\$0	0	0.00	\$0	0	0.00	\$0	0	0.00	\$0	1	1.00	\$4,042
TOTAL	16	7.75	\$34,125	21	4.10	\$27,059	23	6.39	\$45,811	19	4.32	\$26,576	21	4.24	\$36,285
RURAL															
Battle Mountain	0	0.00	\$0	0	0.00	\$0	0	0.00	\$0	0	0.00	\$0	0	0.00	\$0
Boulder City	0	0.00	\$0	0	0.00	\$0	1	9.00	\$18,160	0	0.00	\$0	0	0.00	\$0
Carson Valley	0	0.00	\$0	1	14.00	\$52,568	0	0.00	\$0	0	0.00	\$0	1	1.00	\$5,002
Churchill	0	0.00	\$0	0	0.00	\$0	1	1.00	\$6,613	1	1.00	\$3,680	0	0.00	\$0
Desert View	0	0.00	\$0	3	3.33	\$14,878	2	3.00	\$14,307	2	3.50	\$6,134	0	0.00	\$0
Grover C. Dils	0	0.00	\$0	0	0.00	\$0	0	0.00	\$0	0	0.00	\$0	0	0.00	\$0
Humboldt	0	0.00	\$0	0	0.00	\$0	0	0.00	\$0	0	0.00	\$0	1	1.00	\$14,051
Incline Village	0	0.00	\$0	0	0.00	\$0	0	0.00	\$0	0	0.00	\$0	0	0.00	\$0
Mesa View	1	1.00	\$2,217	1	2.00	\$18,685	1	2.00	\$7,450	0	0.00	\$0	0	0.00	\$0
Mount Grant	0	0.00	\$0	0	0.00	\$0	0	0.00	\$0	0	0.00	\$0	0	0.00	\$0
Northeastern	1	2.00	\$13,537	0	0.00	\$0	2	1.50	\$8,085	1	3.00	\$23,457	2	2.00	\$16,363
Nye	0	0.00	\$0	0	0.00	\$0	0	0.00	\$0	0	0.00	\$0	0	0.00	\$0
Pershing	0	0.00	\$0	0	0.00	\$0	0	0.00	\$0	0	0.00	\$0	0	0.00	\$0
South Lyon	0	0.00	\$0	0	0.00	\$0	0	0.00	\$0	0	0.00	\$0	0	0.00	\$0
William Bee Ririe	0	0.00	\$0	0	0.00	\$0	0	0.00	\$0	0	0.00	\$0	0	0.00	\$0
TOTAL	2	1.50	\$7,877	5	5.20	\$23,177	7	3.00	\$11,001	4	2.75	\$9,851	4	1.50	\$12,945
ALL COUNTIES	86	5.02	\$32,457	112	4.50	\$35,191	96	5.38	\$42,992	89	4.62	\$39,943	95	4.32	\$42,887

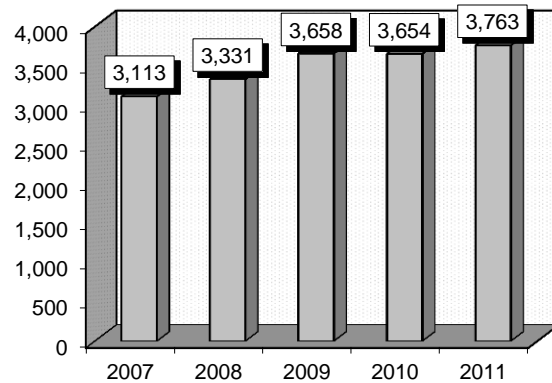
Kidney And Urinary Tract Infections

Diagnoses and Procedures: that frequently accompanied urinary kidney and urinary tract infections were: 1) Urinary tract infections, site not specified (5990), 2) Cystitis, unspecified (5959), 3) Pyelonephritis, unspecified (59080), Acute pyelonephritis without lesion of renal medullary necrosis (59010) 4) Acute cystitis (5950), 5) Acute pyelonephritis with lesion of renal medullary necrosis (59011),. 6) Urethral abscess (5970),

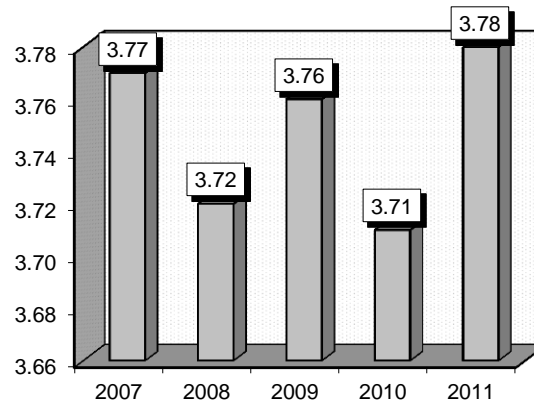
Definitions: **Urinary tract:** A series of interconnected organs which include the kidneys, bladder, and urethra that create and expel urine from the body. **Cystitis:** Urinary bladder inflammation commonly known as lower urinary tract infection or UTI. **Kidney:** Dual organs located in the lumbar area in which the primary function is to filter the blood removing waste in the form of urine. **Bladder, part unspecified:** Membrane sac that holds bodily fluids. **Urethra:** Tube-like canal connecting from the bladder to the outer urinary tract from which urine is expelled. **Pyelonephritis:** Inflammation of the kidney usually located in the upper urinary tract that is commonly caused by non-contagious UTI. **Acute:** Illness or disease with a rapid onset and severe symptoms, generally more serious than non-acute illnesses/disease. **Lesion:** Abnormal skin tissue that may result in a rash or from a wound. **Renal:** Having to do with the kidneys. **Medullary:** Commonly refers to glandular diseases such as those affecting the thyroid or lymph nodes. **Necrosis:** Localized tissue death normally due to injury or lack of oxygen to the affected area. **Abscess:** Septic (most common) and sterile (non-infectious in nature commonly found in injection sites or from drugs) tissue that is caused by the body's attempt to fight an infection. Inflammation, fever, chills, and redness at the site are symptoms of the body's attempt to fight germs by using white blood cells to create enzymes that digest the invading germs while also digesting tissue if left untreated.

	2007			2008			2009			2010			2011		
Gender	Cases	Avg LOS	Avg Bill	Cases	Avg LOS	Avg Bill	Cases	Avg LOS	Avg Bill	Cases	Avg LOS	Avg Bill	Cases	Avg LOS	Avg Bill
Male	900	4.11	\$24,370	949	4.15	\$27,189	1,076	3.92	\$27,217	1,033	4.08	\$31,180	1,047	4.23	\$34,499
Female	2,213	3.64	\$23,153	2,382	3.55	\$23,580	2,582	3.70	\$25,798	2,621	3.57	\$26,747	2,716	3.61	\$29,092
Age Group	Cases	Avg LOS	Avg Bill	Cases	Avg LOS	Avg Bill	Cases	Avg LOS	Avg Bill	Cases	Avg LOS	Avg Bill	Cases	Avg LOS	Avg Bill
Ages 0-17	413	3.27	\$12,872	309	3.22	\$13,455	353	3.07	\$14,746	303	2.90	\$15,041	265	2.85	\$16,671
Ages 18-35	418	3.01	\$21,470	471	2.92	\$20,681	489	3.06	\$22,940	458	3.03	\$24,562	473	2.95	\$25,144
Ages 36-49	379	3.51	\$24,815	374	3.40	\$24,731	441	3.52	\$25,793	425	3.79	\$28,862	410	3.47	\$29,718
Ages 50-64	462	3.96	\$27,214	551	4.03	\$29,527	531	4.05	\$29,909	546	4.05	\$32,276	627	4.11	\$36,151
Ages 65+	1,441	4.15	\$25,609	1,626	4.01	\$26,170	1,844	4.06	\$28,317	1,922	3.89	\$29,458	1,988	4.06	\$32,179
TOTAL	3,113	3.77	\$23,505	3,331	3.72	\$24,608	3,658	3.76	\$26,216	3,654	3.71	\$28,001	3,763	3.78	\$30,596

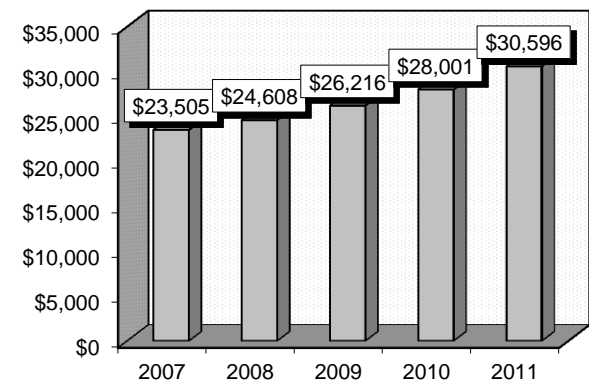
Patient Discharges



Average Length of Stay



Average Billed Charges



County / Hospital	2007			2008			2009			2010			2011		
	Cases	Avg LOS	Avg Bill	Cases	Avg LOS	Avg Bill	Cases	Avg LOS	Avg Bill	Cases	Avg LOS	Avg Bill	Cases	Avg LOS	Avg Bill
CLARK															
Centennial Hills	0	0.00	\$0	139	3.13	\$22,506	184	3.42	\$26,641	97	4.24	\$33,977	139	4.19	\$38,316
Desert Springs	170	4.36	\$28,107	197	3.97	\$31,130	267	4.66	\$32,000	186	5.11	\$41,662	141	4.53	\$39,159
Mountain View	205	3.73	\$27,689	205	3.68	\$30,231	212	3.38	\$32,325	268	3.63	\$34,967	311	3.58	\$39,460
North Vista	114	5.19	\$37,500	105	4.33	\$29,422	130	3.68	\$28,355	97	4.49	\$35,358	118	4.31	\$34,860
Southern Hills	68	4.66	\$28,088	85	3.82	\$26,933	71	4.27	\$33,990	78	3.49	\$31,583	90	3.88	\$38,941
Spring Valley	137	3.50	\$25,424	141	3.74	\$28,404	169	3.31	\$28,561	138	3.91	\$34,565	202	3.33	\$35,419
St. Rose-Rose de Lima	138	3.33	\$24,939	109	3.79	\$29,107	132	3.77	\$29,091	124	3.71	\$33,258	109	3.39	\$30,822
St. Rose-San Martin	75	3.57	\$22,749	92	3.36	\$25,534	121	3.68	\$28,126	147	3.30	\$29,979	169	3.32	\$30,495
St. Rose-Siena	196	3.40	\$23,516	149	3.76	\$27,670	167	3.60	\$29,818	200	3.56	\$31,226	175	3.91	\$34,671
Summerlin	216	3.51	\$25,045	188	3.35	\$25,201	196	3.74	\$29,078	237	3.13	\$25,917	226	3.95	\$41,333
Sunrise	295	3.64	\$23,099	310	3.60	\$25,525	324	3.57	\$29,025	295	3.76	\$33,636	284	3.65	\$37,736
UMC	418	3.93	\$22,908	348	3.73	\$23,619	287	3.73	\$25,853	312	3.02	\$21,816	368	3.27	\$21,944
Valley	283	4.34	\$30,802	296	4.42	\$34,932	298	4.06	\$33,154	255	3.72	\$37,086	184	4.30	\$40,509
TOTAL	2,315	3.88	\$26,089	2,364	3.77	\$27,790	2,558	3.77	\$29,652	2,434	3.69	\$32,122	2,516	3.74	\$35,000
WASHOE															
Carson Tahoe	118	3.21	\$18,341	144	3.24	\$16,520	153	3.39	\$17,293	165	3.71	\$19,653	180	3.37	\$20,147
Northern Nevada	68	3.22	\$22,617	60	2.98	\$20,735	72	3.06	\$22,995	72	3.54	\$23,106	64	3.94	\$29,424
Renown Regional	252	3.30	\$16,959	320	4.03	\$20,405	384	4.57	\$23,336	406	4.57	\$25,515	492	4.53	\$26,048
Renown S. Meadows	39	3.46	\$17,027	67	3.42	\$18,414	52	2.44	\$14,436	87	2.89	\$19,771	74	3.22	\$22,258
Saint Mary's	118	4.02	\$16,825	105	3.92	\$18,182	157	3.66	\$17,482	168	3.59	\$19,171	146	3.77	\$22,195
Sierra Surgery	0	0.00	\$0	0	0.00	\$0	0	0.00	\$0	0	0.00	\$0	0	0.00	\$0
TOTAL	595	3.43	\$17,858	696	3.70	\$19,103	818	3.91	\$20,487	898	3.98	\$22,501	956	4.06	\$24,281
RURAL															
Battle Mountain	5	2.60	\$3,038	4	4.25	\$8,374	2	3.00	\$8,369	0	0.00	\$0	2	3.00	\$3,723
Boulder City	29	3.45	\$6,136	44	3.48	\$5,688	16	2.63	\$6,223	27	3.74	\$7,579	31	3.26	\$7,424
Carson Valley	15	2.60	\$12,992	28	2.21	\$13,443	13	2.38	\$11,852	22	2.68	\$14,389	11	2.55	\$17,763
Churchill	47	4.43	\$16,369	49	3.69	\$14,443	79	4.52	\$15,185	79	3.72	\$14,909	74	4.30	\$17,077
Desert View	0	0.00	\$0	36	2.64	\$9,257	48	2.46	\$10,761	31	2.68	\$11,986	30	3.17	\$12,995
Grover C. Dils	2	4.50	\$8,159	6	2.83	\$5,894	4	3.50	\$7,889	6	3.17	\$6,834	4	3.75	\$9,846
Humboldt	4	2.25	\$3,808	6	2.83	\$6,775	8	2.75	\$6,575	11	1.82	\$5,941	10	1.90	\$9,289
Incline Village	1	3.00	\$11,675	0	0.00	\$0	0	0.00	\$0	0	0.00	\$0	0	0.00	\$0
Mesa View	14	2.07	\$8,706	23	3.00	\$11,223	34	2.41	\$10,862	40	2.38	\$9,631	31	2.87	\$12,783
Mount Grant	12	3.42	\$7,870	9	3.89	\$9,016	24	3.33	\$7,726	20	2.95	\$7,686	27	2.56	\$7,321
Northeastern	20	3.40	\$14,131	27	3.15	\$14,552	19	3.05	\$14,770	42	2.83	\$17,961	33	2.94	\$20,525
Nye	2	1.50	\$6,790	1	4.00	\$18,726	2	2.00	\$9,728	1	2.00	\$9,253	3	1.00	\$6,317
Pershing	11	3.00	\$8,218	11	7.18	\$18,065	6	2.33	\$11,264	2	3.50	\$9,978	4	3.00	\$10,113
South Lyon	23	4.61	\$6,551	15	2.80	\$6,086	20	3.35	\$8,847	22	2.82	\$7,430	14	3.07	\$10,147
William Bee Ririe	18	3.17	\$10,899	12	3.42	\$13,300	7	4.43	\$16,860	19	4.53	\$13,724	17	2.65	\$10,008
TOTAL	203	3.54	\$10,593	271	3.31	\$10,987	282	3.28	\$11,660	322	3.12	\$12,186	291	3.23	\$13,270
ALL COUNTIES	3,113	3.77	\$23,505	3,331	3.72	\$24,608	3,658	3.76	\$26,216	3,654	3.71	\$28,001	3,763	3.78	\$30,596

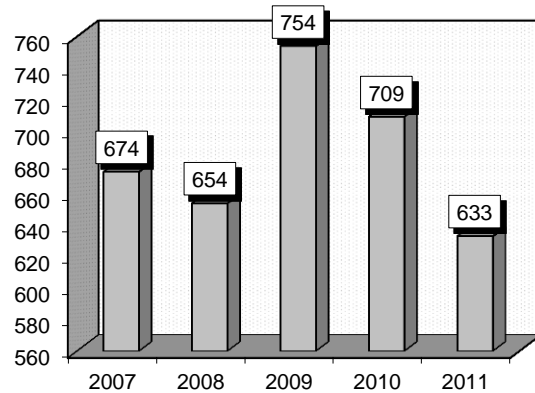
Urinary Stones

Diagnoses and Procedures: that frequently accompanied urinary stones were: 1) Calculus of ureter (5921), 2) Calculus of kidney (5920), 3) Other calculus in bladder (5941), Calculus in urethra (5942) 4) Extracorporeal shockwave lithotripsy [ESWL] of the kidney, ureter and/or bladder (9851), 5) Ultrasonic fragmentation of urinary stones (5995), 6) Pyeloscopy (5522).

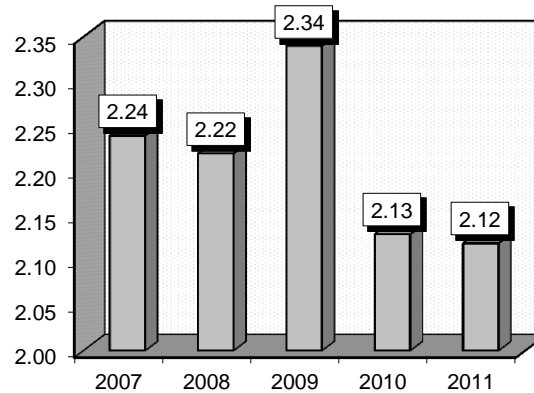
Definitions: **Calculus:** Stones formed from salt minerals and other organic material in the body such as mucous or blood. **Ureter:** Fibrous tube connected to each kidney that carries urine to the bladder. **Kidney:** Dual organs located in the lumbar area in which the primary function is to filter the blood removing waste in the form of urine. **Bladder:** Membrane sac that holds bodily fluids. **Urethra:** Tube-like canal connecting from the bladder to the outer urinary tract from which urine is expelled. **Extracorporeal shockwave lithotripsy [ESWL]:** The use of powerful sound waves, which causes vibrations, to break up gallbladder or kidney stones into smaller fragments so that they are removed from the body by passing urine. **Ultrasonic fragmentation:** Similar to ESWL where ultrasonic (sound waves frequencies so high the human ear cannot hear it) cause the stones to fragment into smaller pieces that are removed from the body by passing urine. **Pyeloscopy:** Fluoroscopic device used to observe calices (stones) in the kidney by using a contrast dye injected through the ureter.

Gender	2007			2008			2009			2010			2011		
	Cases	Avg LOS	Avg Bill	Cases	Avg LOS	Avg Bill	Cases	Avg LOS	Avg Bill	Cases	Avg LOS	Avg Bill	Cases	Avg LOS	Avg Bill
Male	351	2.15	\$19,312	340	2.10	\$21,195	401	2.17	\$22,654	370	2.12	\$25,345	312	1.94	\$25,868
Female	323	2.33	\$19,807	314	2.36	\$21,621	353	2.52	\$25,216	339	2.13	\$25,270	321	2.29	\$25,993
Age Group	Cases	Avg LOS	Avg Bill	Cases	Avg LOS	Avg Bill	Cases	Avg LOS	Avg Bill	Cases	Avg LOS	Avg Bill	Cases	Avg LOS	Avg Bill
Ages 0-17	34	1.74	\$12,819	17	1.71	\$15,483	17	1.82	\$18,168	11	1.91	\$16,484	17	2.00	\$17,997
Ages 18-35	136	2.04	\$17,427	115	1.92	\$18,257	135	2.18	\$20,383	119	1.92	\$20,837	104	1.89	\$23,017
Ages 36-49	166	2.18	\$19,934	171	2.18	\$19,517	191	2.13	\$21,396	181	1.85	\$22,019	164	1.88	\$22,132
Ages 50-64	166	2.39	\$20,782	197	2.05	\$20,282	213	2.45	\$26,255	223	2.30	\$28,112	192	2.06	\$26,475
Ages 65+	172	2.39	\$20,996	154	2.77	\$27,920	198	2.57	\$26,493	175	2.34	\$28,736	156	2.60	\$32,064
TOTAL	674	2.24	\$19,549	654	2.22	\$21,400	754	2.34	\$23,853	709	2.13	\$25,309	633	2.12	\$25,931

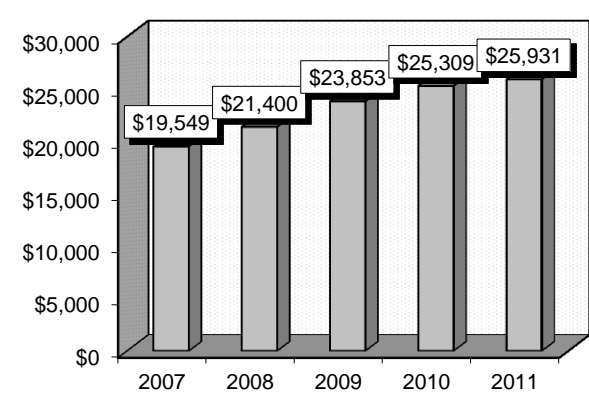
Patient Discharges



Average Length of Stay



Average Billed Charges



County / Hospital	2007			2008			2009			2010			2011		
	Cases	Avg LOS	Avg Bill	Cases	Avg LOS	Avg Bill	Cases	Avg LOS	Avg Bill	Cases	Avg LOS	Avg Bill	Cases	Avg LOS	Avg Bill
CLARK															
Centennial Hills	0	0.00	\$0	21	1.57	\$17,056	42	1.95	\$22,984	32	2.03	\$26,285	28	2.36	\$32,260
Desert Springs	44	2.59	\$20,987	47	3.19	\$30,823	34	3.12	\$27,913	30	2.07	\$26,191	16	1.94	\$23,101
Mountain View	64	2.19	\$20,967	56	2.18	\$22,082	51	2.71	\$25,234	44	2.02	\$26,755	27	3.00	\$39,123
North Vista	10	2.50	\$19,669	5	2.60	\$21,312	3	4.00	\$20,146	4	2.00	\$19,378	2	1.50	\$17,162
Southern Hills	16	2.25	\$14,439	15	1.67	\$14,076	15	1.60	\$16,550	21	2.14	\$26,742	15	1.33	\$17,232
Spring Valley	29	2.31	\$23,359	49	2.24	\$23,416	36	2.36	\$29,856	33	2.12	\$28,462	39	1.85	\$31,153
St. Rose-Rose de Lima	35	1.94	\$17,374	37	2.81	\$21,922	24	2.25	\$23,566	13	2.69	\$27,594	17	1.94	\$21,604
St. Rose-San Martin	14	3.00	\$18,605	18	1.94	\$16,177	24	2.67	\$20,662	26	2.46	\$25,308	15	2.47	\$26,439
St. Rose-Siena	52	2.31	\$20,829	30	1.83	\$21,462	39	2.44	\$27,615	28	1.93	\$26,341	32	2.34	\$30,498
Summerlin	71	2.39	\$24,718	47	2.21	\$29,127	61	2.00	\$24,687	81	2.15	\$30,155	57	1.81	\$32,278
Sunrise	78	2.17	\$19,574	99	2.04	\$19,875	119	2.15	\$23,600	128	1.87	\$22,997	103	1.88	\$25,541
UMC	69	2.58	\$19,381	63	2.25	\$21,071	83	2.52	\$24,324	106	1.99	\$23,257	149	1.97	\$20,171
Valley	46	2.22	\$19,740	38	2.61	\$22,334	76	3.09	\$30,423	43	2.72	\$33,740	13	4.08	\$60,465
TOTAL	528	2.33	\$20,548	525	2.27	\$22,414	607	2.44	\$25,319	589	2.09	\$26,212	513	2.07	\$26,976
WASHOE															
Carson Tahoe	27	1.81	\$19,936	31	1.77	\$21,538	46	1.61	\$21,453	22	2.18	\$26,312	28	1.89	\$18,760
Northern Nevada	12	1.75	\$25,241	5	1.60	\$20,833	5	1.40	\$24,517	13	3.38	\$43,176	15	1.40	\$26,505
Renown Regional	52	2.02	\$15,182	54	1.87	\$15,457	62	2.00	\$16,585	38	1.84	\$18,822	48	3.04	\$24,578
Renown S. Meadows	2	1.00	\$12,184	3	1.00	\$12,314	0	0.00	\$0	2	1.50	\$21,392	1	1.00	\$7,237
Saint Mary's	19	2.47	\$19,758	10	3.30	\$27,307	14	2.00	\$17,441	15	2.53	\$17,097	10	1.50	\$20,020
Sierra Surgery	0	0.00	\$0	1	1.00	\$9,806	0	0.00	\$0	0	0.00	\$0	0	0.00	\$0
TOTAL	112	2.00	\$18,128	104	1.93	\$18,523	127	1.83	\$18,755	90	2.26	\$23,940	102	2.31	\$22,647
RURAL															
Battle Mountain	1	1.00	\$8,392	0	0.00	\$0	0	0.00	\$0	0	0.00	\$0	0	0.00	\$0
Boulder City	4	1.75	\$14,550	2	1.50	\$6,848	0	0.00	\$0	2	2.00	\$12,145	0	0.00	\$0
Carson Valley	1	2.00	\$24,351	0	0.00	\$0	0	0.00	\$0	0	0.00	\$0	0	0.00	\$0
Churchill	2	2.00	\$10,130	2	7.00	\$31,853	2	3.50	\$15,334	3	1.33	\$8,666	2	3.00	\$19,593
Desert View	0	0.00	\$0	1	1.00	\$8,424	1	1.00	\$3,478	2	1.50	\$6,518	2	2.00	\$14,908
Grover C. Dils	0	0.00	\$0	0	0.00	\$0	1	2.00	\$10,379	0	0.00	\$0	0	0.00	\$0
Humboldt	1	2.00	\$1,414	0	0.00	\$0	0	0.00	\$0	3	2.33	\$8,898	0	0.00	\$0
Incline Village	0	0.00	\$0	0	0.00	\$0	0	0.00	\$0	0	0.00	\$0	0	0.00	\$0
Mesa View	8	1.25	\$8,800	4	1.75	\$7,255	5	1.20	\$5,790	7	1.86	\$8,537	0	0.00	\$0
Mount Grant	5	1.40	\$3,245	2	3.00	\$9,214	6	1.83	\$5,346	3	1.67	\$6,532	4	1.75	\$5,997
Northeastern	3	1.67	\$10,833	2	1.50	\$12,889	2	1.00	\$17,471	5	2.80	\$21,004	6	3.00	\$21,634
Nye	3	1.00	\$8,371	1	1.00	\$11,363	0	0.00	\$0	1	3.00	\$8,979	0	0.00	\$0
Pershing	1	3.00	\$8,649	0	0.00	\$0	0	0.00	\$0	0	0.00	\$0	0	0.00	\$0
South Lyon	3	1.00	\$5,194	1	1.00	\$5,389	0	0.00	\$0	0	0.00	\$0	0	0.00	\$0
William Bee Ririe	2	2.50	\$7,773	10	2.30	\$12,586	3	5.67	\$31,352	4	4.50	\$16,820	4	1.75	\$10,711
TOTAL	34	1.53	\$8,724	25	2.36	\$12,066	20	2.30	\$11,727	30	2.37	\$11,688	18	2.33	\$14,758
ALL COUNTIES	674	2.24	\$19,549	654	2.22	\$21,400	754	2.34	\$23,853	709	2.13	\$25,309	633	2.12	\$25,931

Cesarean Section With Complications

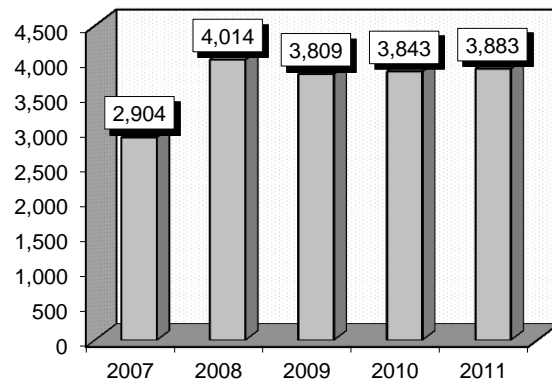
Procedures: that frequently accompanied cesarean section with complications were: 1) Bilateral tubal division (6632), 2) Medical induction of labor (734), 3) Peritoneal adhesiolysis (5459), 4) Vacuum extraction delivery (7279), 5) Bilateral tubal destruction (6639).

Definitions: **Antepartum:** Begins with conception and ends with the onset of labor. **Cesarean:** A surgical procedure in delivering the baby. Also called a C-section. An Epidural is given to block the pain, and an incision is made in the very low part of the woman's abdomen. The baby is removed through this incision after which it is sutured. **Fallopian tube:** One of a pair of ducts, one opening at one end into the uterus and the other end into the peritoneal cavity over the ovary. **Peritoneal:** A membrane that lines the wall of the abdominal cavity. **Adhesiolysis:** The treatment for the removal of scarlike tissue that forms between two surfaces within the body.

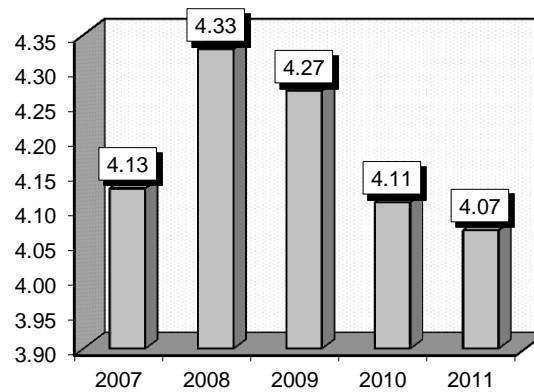
Comments: Common diagnoses associated with this procedure (listed in order of frequency) were: Mother had a previous cesarean delivery (65421), anemia (2859), abnormality in fetal heart rate or rhythm (65971), early onset of delivery (64421), advanced maternal age (65961), sterilization (V252).

	2007			2008			2009			2010			2011		
Gender	Cases	Avg LOS	Avg Bill	Cases	Avg LOS	Avg Bill	Cases	Avg LOS	Avg Bill	Cases	Avg LOS	Avg Bill	Cases	Avg LOS	Avg Bill
Male	0	0.00	\$0	0	0.00	\$0	0	0.00	\$0	0	0.00	\$0	0	0.00	\$0
Female	2,904	4.13	\$21,088	4,014	4.33	\$22,993	3,809	4.27	\$25,301	3,843	4.11	\$26,983	3,883	4.07	\$28,978
Age Group	Cases	Avg LOS	Avg Bill	Cases	Avg LOS	Avg Bill	Cases	Avg LOS	Avg Bill	Cases	Avg LOS	Avg Bill	Cases	Avg LOS	Avg Bill
Ages 0-17	89	4.34	\$22,675	100	4.30	\$24,087	80	3.80	\$23,141	53	3.40	\$23,033	43	3.81	\$26,816
Ages 18-35	2,341	4.00	\$20,697	3,175	4.32	\$22,985	3,004	4.15	\$24,768	3,056	4.10	\$26,327	3,022	4.05	\$28,733
Ages 36-49	474	4.71	\$22,721	737	4.36	\$22,890	722	4.79	\$27,779	732	4.20	\$30,001	817	4.16	\$29,991
Ages 50-64	0	0.00	\$0	2	4.00	\$18,931	3	4.00	\$20,212	2	5.50	\$29,926	1	3.00	\$35,761
Ages 65+	0	0.00	\$0	0	0.00	\$0	0	0.00	\$0	0	0.00	\$0	0	0.00	\$0
TOTAL	2,904	4.13	\$21,088	4,014	4.33	\$22,993	3,809	4.27	\$25,301	3,843	4.11	\$26,983	3,883	4.07	\$28,978

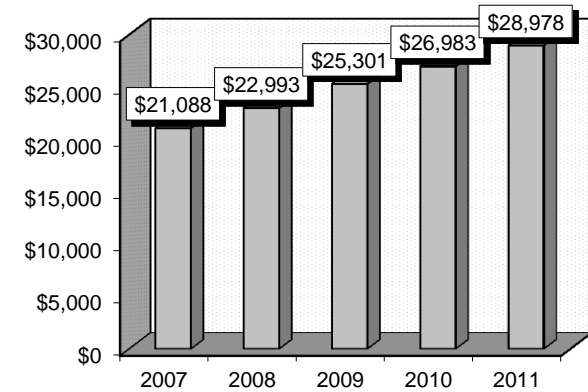
Patient Discharges



Average Length of Stay



Average Billed Charges



County / Hospital	2007			2008			2009			2010			2011		
	Cases	Avg LOS	Avg Bill	Cases	Avg LOS	Avg Bill	Cases	Avg LOS	Avg Bill	Cases	Avg LOS	Avg Bill	Cases	Avg LOS	Avg Bill
CLARK															
Centennial Hills	0	0.00	\$0	32	2.97	\$15,868	87	3.68	\$24,507	150	3.25	\$23,408	129	3.26	\$29,577
Desert Springs	0	0.00	\$0	0	0.00	\$0	0	0.00	\$0	0	0.00	\$0	0	0.00	\$0
Mountain View	125	3.17	\$15,336	166	3.17	\$15,698	152	3.06	\$16,987	156	3.51	\$20,198	151	3.06	\$21,764
North Vista	148	3.22	\$25,327	130	3.25	\$34,087	86	2.76	\$33,460	1	2.00	\$24,676	0	0.00	\$0
Southern Hills	108	3.89	\$18,098	189	4.04	\$21,289	208	4.13	\$21,797	211	3.32	\$22,946	243	3.44	\$25,723
Spring Valley	112	2.96	\$15,686	188	3.37	\$19,729	246	3.50	\$22,772	289	3.62	\$29,282	357	3.84	\$33,383
St. Rose-Rose de Lima	89	2.74	\$19,681	108	3.14	\$22,549	88	3.17	\$22,741	17	2.71	\$22,190	0	0.00	\$0
St. Rose-San Martin	28	2.89	\$19,086	87	3.20	\$20,030	88	3.18	\$22,798	77	3.58	\$28,415	97	3.06	\$30,113
St. Rose-Siena	238	3.21	\$19,058	409	3.98	\$22,415	421	4.23	\$27,713	438	4.38	\$32,596	456	3.95	\$32,505
Summerlin	327	5.20	\$23,686	452	4.94	\$25,879	427	4.70	\$28,746	466	4.89	\$33,295	522	4.99	\$38,006
Sunrise	376	4.40	\$21,723	607	4.97	\$23,594	533	4.61	\$28,081	535	4.13	\$27,084	478	4.50	\$30,560
UMC	457	3.51	\$22,616	487	3.93	\$23,869	382	3.38	\$23,502	384	3.48	\$24,391	361	3.21	\$21,738
Valley	277	4.78	\$23,844	397	4.13	\$23,356	326	4.54	\$28,395	297	4.04	\$29,673	271	4.03	\$34,821
TOTAL	2,285	3.94	\$21,467	3,252	4.15	\$23,228	3,044	4.05	\$25,913	3,021	3.99	\$28,142	3,065	3.98	\$30,912
WASHOE															
Carson Tahoe	37	2.70	\$24,850	59	3.05	\$26,665	56	2.88	\$27,091	56	2.88	\$29,384	57	2.54	\$29,708
Northern Nevada	0	0.00	\$0	0	0.00	\$0	0	0.00	\$0	0	0.00	\$0	0	0.00	\$0
Renown Regional	331	5.66	\$19,876	372	5.91	\$19,584	338	6.43	\$22,404	384	5.35	\$21,725	420	5.00	\$21,886
Renown S. Meadows	0	0.00	\$0	0	0.00	\$0	0	0.00	\$0	0	0.00	\$0	0	0.00	\$0
Saint Mary's	161	4.99	\$22,693	223	5.40	\$28,409	264	4.98	\$25,456	265	4.57	\$25,664	235	4.58	\$21,649
Sierra Surgery	0	0.00	\$0	0	0.00	\$0	0	0.00	\$0	0	0.00	\$0	0	0.00	\$0
TOTAL	529	5.25	\$21,081	654	5.48	\$23,232	658	5.55	\$24,027	705	4.86	\$23,814	712	4.67	\$22,434
RURAL															
Battle Mountain	0	0.00	\$0	0	0.00	\$0	0	0.00	\$0	0	0.00	\$0	0	0.00	\$0
Boulder City	0	0.00	\$0	0	0.00	\$0	0	0.00	\$0	0	0.00	\$0	0	0.00	\$0
Carson Valley	0	0.00	\$0	0	0.00	\$0	0	0.00	\$0	0	0.00	\$0	0	0.00	\$0
Churchill	25	2.04	\$12,459	24	2.50	\$15,642	20	2.30	\$15,656	24	2.79	\$19,389	38	2.50	\$16,445
Desert View	0	0.00	\$0	3	2.33	\$12,611	0	0.00	\$0	0	0.00	\$0	0	0.00	\$0
Grover C. Dils	0	0.00	\$0	0	0.00	\$0	0	0.00	\$0	0	0.00	\$0	0	0.00	\$0
Humboldt	0	0.00	\$0	10	3.10	\$13,244	10	3.00	\$14,428	8	5.00	\$16,445	7	3.14	\$15,607
Incline Village	0	0.00	\$0	0	0.00	\$0	0	0.00	\$0	0	0.00	\$0	0	0.00	\$0
Mesa View	21	2.76	\$11,535	34	3.00	\$15,176	26	2.85	\$16,700	8	2.88	\$14,132	11	2.82	\$17,784
Mount Grant	0	0.00	\$0	0	0.00	\$0	0	0.00	\$0	0	0.00	\$0	0	0.00	\$0
Northeastern	44	2.48	\$10,960	36	2.53	\$13,364	49	2.59	\$15,364	73	2.47	\$15,109	45	2.42	\$17,541
Nye	0	0.00	\$0	0	0.00	\$0	0	0.00	\$0	0	0.00	\$0	0	0.00	\$0
Pershing	0	0.00	\$0	0	0.00	\$0	0	0.00	\$0	0	0.00	\$0	0	0.00	\$0
South Lyon	0	0.00	\$0	0	0.00	\$0	0	0.00	\$0	0	0.00	\$0	0	0.00	\$0
William Bee Ririe	0	0.00	\$0	1	4.00	\$20,031	2	3.50	\$19,046	4	3.00	\$19,388	5	2.20	\$17,436
TOTAL	90	2.42	\$11,511	108	2.73	\$14,470	107	2.65	\$15,725	117	2.75	\$16,158	106	2.53	\$17,040
ALL COUNTIES	2,904	4.13	\$21,088	4,014	4.33	\$22,993	3,809	4.27	\$25,301	3,843	4.11	\$26,983	3,883	4.07	\$28,978

Cesarean Section Without Complications

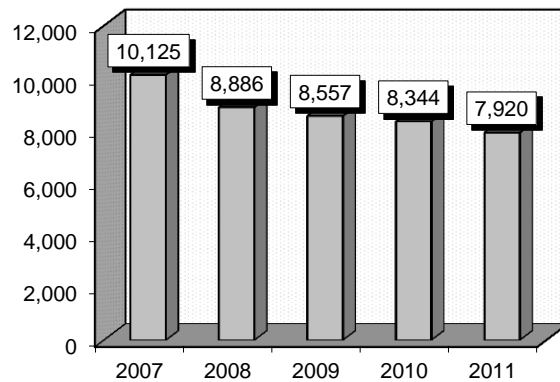
Procedures: that frequently accompanied cesarean section without complications were: 1) Bilateral tubal division (6632), 2) Medical induction of labor (734), 3) Bilateral tubal destruction (6639), 4) Vacuum extraction delivery (7279), 5) Peritoneal adhesiolysis (5459).

Definitions: **Antepartum:** Begins with conception and ends with the onset of labor. **Cesarean:** A surgical procedure in delivering the baby. Also called a C-section. An Epidural is given to block the pain, and an incision is made in the very low part of the woman's abdomen. The baby is removed through this incision after which it is sutured. **Fallopian tube:** One of a pair of ducts, one opening at one end into the uterus and the other end into the peritoneal cavity over the ovary. **Peritoneal:** A membrane that lines the wall of the abdominal cavity. **Adhesiolysis:** The treatment for the removal of scarlike tissue that forms between two surfaces within the body.

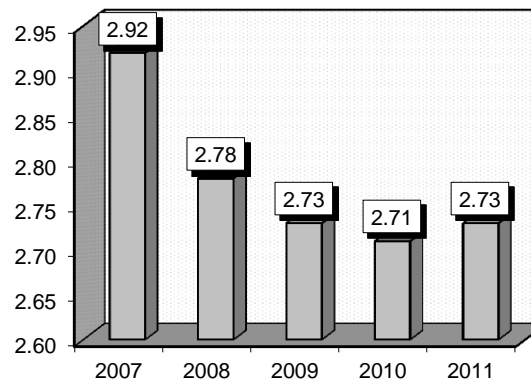
Comments: Common diagnoses associated with this procedure (listed in order of frequency) were: Mother had a previous cesarean delivery (65421), abnormality in fetal heart rate or rhythm (65971), sterilization (V252), cord entanglement (66331), elderly with previous pregnancy (65961), early onset delivery (64421), breach delivery (65221).

Gender	2007			2008			2009			2010			2011		
	Cases	Avg LOS	Avg Bill	Cases	Avg LOS	Avg Bill	Cases	Avg LOS	Avg Bill	Cases	Avg LOS	Avg Bill	Cases	Avg LOS	Avg Bill
Male	0	0.00	\$0	0	0.00	\$0	0	0.00	\$0	0	0.00	\$0	0	0.00	\$0
Female	10,125	2.92	\$14,964	8,886	2.78	\$15,955	8,557	2.73	\$17,694	8,344	2.71	\$19,225	7,920	2.73	\$21,112
Age Group	Cases	Avg LOS	Avg Bill	Cases	Avg LOS	Avg Bill	Cases	Avg LOS	Avg Bill	Cases	Avg LOS	Avg Bill	Cases	Avg LOS	Avg Bill
Ages 0-17	219	3.27	\$15,945	178	2.94	\$17,132	152	2.88	\$18,522	107	2.83	\$19,275	75	2.99	\$22,717
Ages 18-35	8,534	2.89	\$14,910	7,488	2.77	\$15,904	7,171	2.71	\$17,661	6,894	2.71	\$19,135	6,583	2.71	\$20,973
Ages 36-49	1,370	3.06	\$15,140	1,219	2.81	\$16,100	1,232	2.80	\$17,793	1,343	2.72	\$19,681	1,261	2.84	\$21,735
Ages 50-64	1	4.00	\$12,991	1	2.00	\$10,840	2	3.00	\$14,571	0	0.00	\$0	1	4.00	\$26,698
Ages 65+	1	2.00	\$19,300	0	0.00	\$0	0	0.00	\$0	0	0.00	\$0	0	0.00	\$0
TOTAL	10,125	2.92	\$14,964	8,886	2.78	\$15,955	8,557	2.73	\$17,694	8,344	2.71	\$19,225	7,920	2.73	\$21,112

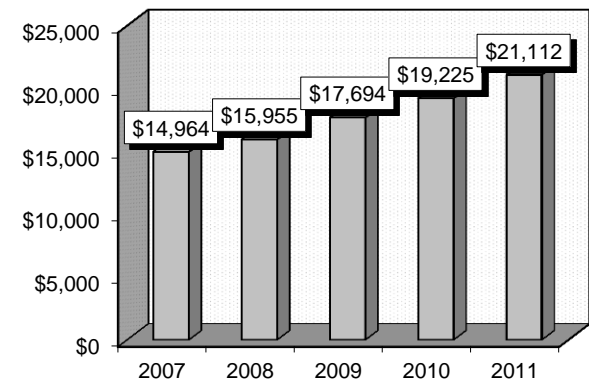
Patient Discharges



Average Length of Stay



Average Billed Charges



County / Hospital	2007			2008			2009			2010			2011		
	Cases	Avg LOS	Avg Bill	Cases	Avg LOS	Avg Bill	Cases	Avg LOS	Avg Bill	Cases	Avg LOS	Avg Bill	Cases	Avg LOS	Avg Bill
CLARK															
Centennial Hills	0	0.00	\$0	116	2.58	\$15,468	255	2.60	\$16,421	324	2.69	\$20,484	379	2.74	\$25,023
Desert Springs	0	0.00	\$0	0	0.00	\$0	0	0.00	\$0	0	0.00	\$0	0	0.00	\$0
Mountain View	638	2.79	\$12,121	494	2.74	\$13,343	397	2.80	\$14,372	457	2.63	\$15,724	392	2.70	\$17,678
North Vista	378	2.51	\$19,659	271	2.48	\$23,447	249	2.39	\$23,953	2	2.50	\$18,953	0	0.00	\$0
Southern Hills	330	3.14	\$14,510	313	2.74	\$16,050	329	2.88	\$17,969	295	2.71	\$18,464	328	2.68	\$20,598
Spring Valley	740	2.61	\$13,715	586	2.50	\$15,654	668	2.58	\$18,239	716	2.53	\$21,036	795	2.68	\$25,361
St. Rose-Rose de Lima	269	2.60	\$15,856	264	2.82	\$18,915	227	2.63	\$19,827	71	3.11	\$22,515	0	0.00	\$0
St. Rose-San Martin	116	2.59	\$15,539	150	2.68	\$17,462	197	2.64	\$19,203	200	2.62	\$21,119	192	2.64	\$23,662
St. Rose-Siena	832	2.65	\$14,410	819	2.74	\$17,264	783	2.76	\$19,391	881	2.69	\$21,607	871	2.80	\$23,745
Summerlin	1,183	3.16	\$15,691	905	2.89	\$16,997	868	2.83	\$20,250	905	2.77	\$23,020	905	2.88	\$25,903
Sunrise	1,439	2.99	\$13,726	1,314	2.88	\$14,713	1,225	2.69	\$17,110	1,135	2.73	\$18,768	1,010	2.65	\$18,585
UMC	827	2.97	\$17,721	856	2.80	\$17,057	776	2.55	\$15,912	735	2.46	\$14,669	667	2.39	\$15,442
Valley	1,232	2.76	\$14,859	823	2.43	\$14,613	837	2.43	\$17,419	900	2.52	\$20,667	754	2.42	\$24,677
TOTAL	7,984	2.85	\$14,959	6,911	2.72	\$16,211	6,811	2.65	\$18,042	6,621	2.64	\$19,747	6,293	2.66	\$22,196
WASHOE															
Carson Tahoe	253	2.40	\$23,130	239	2.38	\$23,113	189	2.37	\$24,603	183	2.29	\$24,770	159	3.03	\$25,487
Northern Nevada	0	0.00	\$0	0	0.00	\$0	0	0.00	\$0	0	0.00	\$0	0	0.00	\$0
Renown Regional	1,003	3.54	\$13,204	875	3.35	\$12,623	841	3.49	\$14,327	780	3.30	\$15,031	760	3.23	\$15,700
Renown S. Meadows	0	0.00	\$0	0	0.00	\$0	0	0.00	\$0	0	0.00	\$0	0	0.00	\$0
Saint Mary's	547	3.35	\$17,212	482	3.10	\$17,655	373	3.05	\$19,380	431	3.20	\$20,520	409	3.06	\$17,321
Sierra Surgery	0	0.00	\$0	0	0.00	\$0	0	0.00	\$0	0	0.00	\$0	0	0.00	\$0
TOTAL	1,803	3.32	\$15,813	1,596	3.13	\$15,713	1,403	3.22	\$17,055	1,394	3.14	\$18,007	1,328	3.16	\$17,371
RURAL															
Battle Mountain	0	0.00	\$0	0	0.00	\$0	0	0.00	\$0	0	0.00	\$0	0	0.00	\$0
Boulder City	0	0.00	\$0	0	0.00	\$0	0	0.00	\$0	0	0.00	\$0	0	0.00	\$0
Carson Valley	0	0.00	\$0	0	0.00	\$0	0	0.00	\$0	0	0.00	\$0	0	0.00	\$0
Churchill	116	2.15	\$11,485	109	2.16	\$13,622	103	2.13	\$15,774	101	2.34	\$15,028	93	2.15	\$14,869
Desert View	0	0.00	\$0	12	2.58	\$13,494	0	0.00	\$0	0	0.00	\$0	0	0.00	\$0
Grover C. Dils	0	0.00	\$0	0	0.00	\$0	0	0.00	\$0	0	0.00	\$0	0	0.00	\$0
Humboldt	0	0.00	\$0	26	3.15	\$12,064	25	3.08	\$12,627	38	3.00	\$12,335	35	3.74	\$15,858
Incline Village	0	0.00	\$0	0	0.00	\$0	0	0.00	\$0	0	0.00	\$0	0	0.00	\$0
Mesa View	32	2.50	\$9,275	45	2.49	\$11,127	30	2.30	\$11,051	28	2.57	\$13,121	28	2.46	\$13,826
Mount Grant	0	0.00	\$0	0	0.00	\$0	0	0.00	\$0	0	0.00	\$0	0	0.00	\$0
Northeastern	180	2.25	\$9,996	167	2.28	\$11,522	173	2.25	\$12,583	141	2.09	\$13,328	131	2.03	\$14,923
Nye	0	0.00	\$0	0	0.00	\$0	0	0.00	\$0	0	0.00	\$0	0	0.00	\$0
Pershing	0	0.00	\$0	0	0.00	\$0	0	0.00	\$0	0	0.00	\$0	0	0.00	\$0
South Lyon	0	0.00	\$0	0	0.00	\$0	0	0.00	\$0	0	0.00	\$0	0	0.00	\$0
William Bee Ririe	10	2.80	\$13,108	20	2.95	\$13,810	12	2.17	\$12,569	21	2.52	\$15,986	12	2.50	\$15,042
TOTAL	338	2.25	\$10,531	379	2.37	\$12,300	343	2.27	\$13,410	329	2.34	\$13,887	299	2.33	\$14,918
ALL COUNTIES	10,125	2.92	\$14,964	8,886	2.78	\$15,955	8,557	2.73	\$17,694	8,344	2.71	\$19,225	7,920	2.73	\$21,112

Vaginal Delivery With Complicating Diagnoses

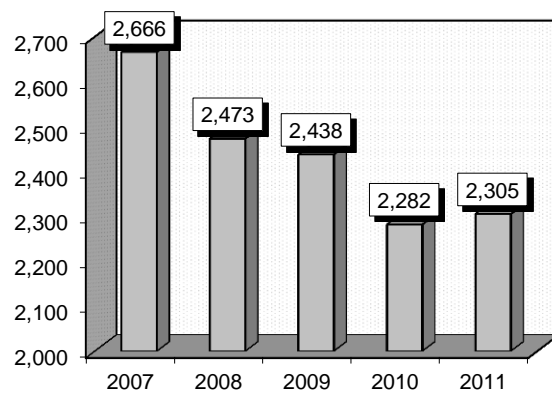
Procedures: that frequently accompanied vaginal delivery with complicating diagnoses were: 1) Repair of obstetric laceration (7569), 2) Medical induction of labor (734), 3) Artificial rupture of membranes (7309), 4) Episiotomy (736), 5) Manual removal of placenta (754).

Definitions: **Antepartum:** Begins with conception and ends with the onset of labor. **Vaginal delivery:** The birth of a fetus through the vagina. **Laceration:** The medical word for cut or tear of the skin or tissue. **Episiotomy:** A small incision of the perineum made to enlarge the vaginal opening. **Perineum:** The muscle and tissue between the vagina and the rectum.

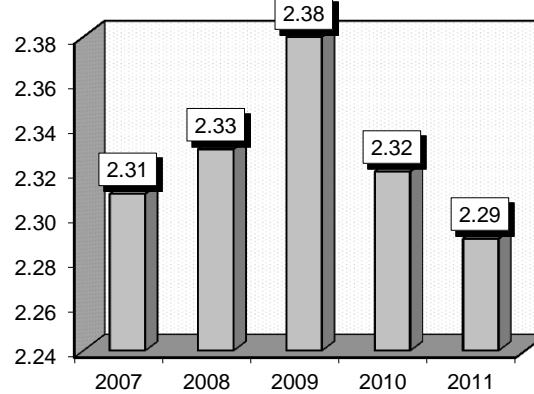
Comments: Common diagnoses associated with this procedure (listed in order of frequency) were: Perineal laceration, rupture, or tear involving: fourchette, hymen, labia, skin, vagina, vulva, pelvic floor, perineal muscles, vaginal muscles, (66401, 4, 11), cord entanglement (66331), abnormality in fetal heart rate or rhythm (6597), other specified infectious and parasitic diseases (6478), early onset delivery (64221).

	2007			2008			2009			2010			2011		
Gender	Cases	Avg LOS	Avg Bill	Cases	Avg LOS	Avg Bill	Cases	Avg LOS	Avg Bill	Cases	Avg LOS	Avg Bill	Cases	Avg LOS	Avg Bill
Male	0	0.00	\$0	0	0.00	\$0	0	0.00	\$0	0	0.00	\$0	0	0.00	\$0
Female	2,666	2.31	\$11,043	2,473	2.33	\$12,119	2,438	2.38	\$13,369	2,282	2.32	\$13,815	2,305	2.29	\$14,910
Age Group	Cases	Avg LOS	Avg Bill	Cases	Avg LOS	Avg Bill	Cases	Avg LOS	Avg Bill	Cases	Avg LOS	Avg Bill	Cases	Avg LOS	Avg Bill
Ages 0-17	138	2.72	\$13,389	137	2.66	\$12,331	89	2.27	\$12,612	70	2.74	\$15,131	53	3.19	\$17,853
Ages 18-35	2,248	2.24	\$10,754	2,058	2.33	\$12,122	2,077	2.38	\$13,368	1,926	2.32	\$13,760	1,955	2.26	\$14,681
Ages 36-49	280	2.72	\$12,208	278	2.21	\$11,987	271	2.41	\$13,608	286	2.22	\$13,865	297	2.32	\$15,894
Ages 50-64	0	0.00	\$0	0	0.00	\$0	1	3.00	\$17,559	0	0.00	\$0	0	0.00	\$0
Ages 65+	0	0.00	\$0	0	0.00	\$0	0	0.00	\$0	0	0.00	\$0	0	0.00	\$0
TOTAL	2,666	2.31	\$11,043	2,473	2.33	\$12,119	2,438	2.38	\$13,369	2,282	2.32	\$13,815	2,305	2.29	\$14,910

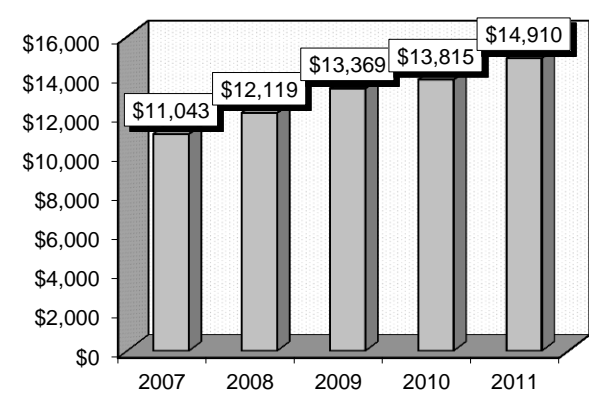
Patient Discharges



Average Length of Stay



Average Billed Charges



County / Hospital	2007			2008			2009			2010			2011		
	Cases	Avg LOS	Avg Bill	Cases	Avg LOS	Avg Bill	Cases	Avg LOS	Avg Bill	Cases	Avg LOS	Avg Bill	Cases	Avg LOS	Avg Bill
CLARK															
Centennial Hills	0	0.00	\$0	22	1.91	\$9,299	68	2.12	\$11,922	107	2.34	\$16,818	74	2.07	\$17,558
Desert Springs	0	0.00	\$0	0	0.00	\$0	0	0.00	\$0	0	0.00	\$0	0	0.00	\$0
Mountain View	94	1.91	\$7,721	110	2.16	\$9,668	115	2.17	\$10,358	84	2.15	\$11,640	109	2.01	\$11,810
North Vista	109	2.06	\$15,989	129	2.01	\$16,065	85	2.09	\$17,103	1	2.00	\$9,995	0	0.00	\$0
Southern Hills	75	2.69	\$11,646	82	2.83	\$13,513	85	2.31	\$12,948	81	2.43	\$15,300	118	2.32	\$17,670
Spring Valley	151	2.17	\$10,217	90	2.22	\$12,634	118	2.21	\$13,229	127	2.04	\$15,743	138	2.24	\$19,047
St. Rose-Rose de Lima	114	1.77	\$13,756	102	2.67	\$16,634	89	1.92	\$16,245	20	1.95	\$17,118	0	0.00	\$0
St. Rose-San Martin	24	1.96	\$14,719	60	2.42	\$17,494	53	2.32	\$17,520	63	2.40	\$19,095	44	2.05	\$18,717
St. Rose-Siena	164	2.09	\$13,786	177	2.55	\$17,360	204	2.76	\$18,702	178	2.34	\$19,039	178	2.09	\$19,875
Summerlin	193	2.84	\$14,396	188	2.82	\$15,120	161	2.59	\$18,517	153	2.60	\$20,188	182	2.48	\$22,601
Sunrise	211	2.68	\$12,014	205	2.32	\$11,620	186	2.58	\$13,441	187	2.29	\$13,833	220	2.62	\$17,156
UMC	578	2.29	\$10,311	532	2.21	\$9,331	535	2.33	\$10,297	495	2.29	\$10,208	468	2.43	\$11,147
Valley	159	1.92	\$10,562	149	2.36	\$13,177	132	2.36	\$19,313	137	2.29	\$15,219	96	2.13	\$19,794
TOTAL	1,872	2.28	\$11,763	1,846	2.37	\$12,761	1,831	2.37	\$14,116	1,633	2.31	\$14,558	1,627	2.33	\$16,390
WASHOE															
Carson Tahoe	65	1.55	\$10,843	40	1.70	\$11,030	48	2.15	\$12,308	60	1.93	\$12,609	68	1.84	\$12,507
Northern Nevada	0	0.00	\$0	0	0.00	\$0	0	0.00	\$0	0	0.00	\$0	0	0.00	\$0
Renown Regional	450	2.69	\$8,169	277	2.43	\$8,275	302	2.62	\$10,005	312	2.48	\$10,765	321	2.29	\$10,769
Renown S. Meadows	0	0.00	\$0	0	0.00	\$0	0	0.00	\$0	0	0.00	\$0	0	0.00	\$0
Saint Mary's	205	2.27	\$12,369	230	2.23	\$13,381	182	2.38	\$13,708	192	2.46	\$14,710	196	2.28	\$12,046
Sierra Surgery	0	0.00	\$0	0	0.00	\$0	0	0.00	\$0	0	0.00	\$0	0	0.00	\$0
TOTAL	720	2.47	\$9,606	547	2.29	\$10,623	532	2.49	\$11,479	564	2.41	\$12,304	585	2.24	\$11,399
RURAL															
Battle Mountain	0	0.00	\$0	0	0.00	\$0	0	0.00	\$0	0	0.00	\$0	0	0.00	\$0
Boulder City	0	0.00	\$0	0	0.00	\$0	0	0.00	\$0	0	0.00	\$0	0	0.00	\$0
Carson Valley	0	0.00	\$0	0	0.00	\$0	0	0.00	\$0	0	0.00	\$0	0	0.00	\$0
Churchill	29	1.38	\$4,691	10	1.20	\$5,016	15	1.67	\$7,373	14	1.43	\$6,104	19	1.84	\$9,040
Desert View	0	0.00	\$0	2	3.00	\$9,253	0	0.00	\$0	0	0.00	\$0	0	0.00	\$0
Grover C. Dils	0	0.00	\$0	0	0.00	\$0	0	0.00	\$0	0	0.00	\$0	0	0.00	\$0
Humboldt	0	0.00	\$0	17	1.53	\$4,480	11	1.91	\$5,865	12	2.92	\$6,504	13	2.00	\$7,817
Incline Village	0	0.00	\$0	0	0.00	\$0	0	0.00	\$0	0	0.00	\$0	0	0.00	\$0
Mesa View	12	2.00	\$5,791	22	1.77	\$6,518	20	2.20	\$6,639	12	2.00	\$6,555	10	1.60	\$7,383
Mount Grant	0	0.00	\$0	0	0.00	\$0	0	0.00	\$0	0	0.00	\$0	0	0.00	\$0
Northeastern	28	1.86	\$8,928	29	1.86	\$10,834	24	1.75	\$12,038	40	1.73	\$12,097	40	1.88	\$14,371
Nye	2	1.00	\$1,844	0	0.00	\$0	0	0.00	\$0	0	0.00	\$0	0	0.00	\$0
Pershing	0	0.00	\$0	0	0.00	\$0	0	0.00	\$0	0	0.00	\$0	0	0.00	\$0
South Lyon	0	0.00	\$0	0	0.00	\$0	0	0.00	\$0	0	0.00	\$0	0	0.00	\$0
William Bee Ririe	3	3.00	\$15,125	0	0.00	\$0	5	1.60	\$8,631	7	2.57	\$12,322	11	2.09	\$10,205
TOTAL	74	1.72	\$6,819	80	1.71	\$7,530	75	1.87	\$8,533	85	1.95	\$9,556	93	1.88	\$11,122
ALL COUNTIES	2,666	2.31	\$11,043	2,473	2.33	\$12,119	2,438	2.38	\$13,369	2,282	2.32	\$13,815	2,305	2.29	\$14,910

Vaginal Delivery Without Complicating Diagnoses

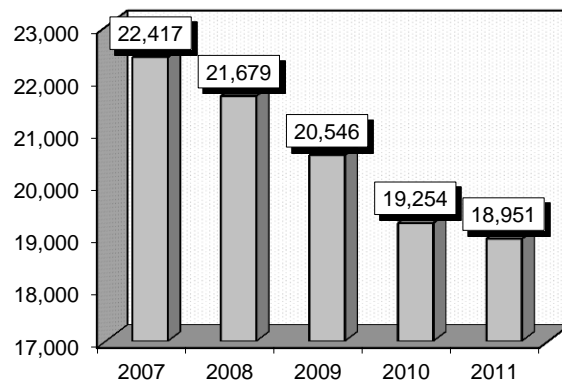
Procedures: that frequently accompanied vaginal delivery without complicating diagnoses were: 1) Repair of obstetric laceration (7569), 2) Medical induction of labor (734), 3) Artificial rupture of membranes (7309), 4) Episiotomy (736), 5) Vacuum extraction delivery (7279).

Definitions: **Antepartum:** Begins with conception and ends with the onset of labor. **Vaginal delivery:** The birth of a fetus through the vagina. **Laceration:** The medical word for cut or tear of the skin or tissue. **Episiotomy:** A small incision of the perineum made to enlarge the vaginal opening. **Perineum:** The muscle and tissue between the vagina and the rectum.

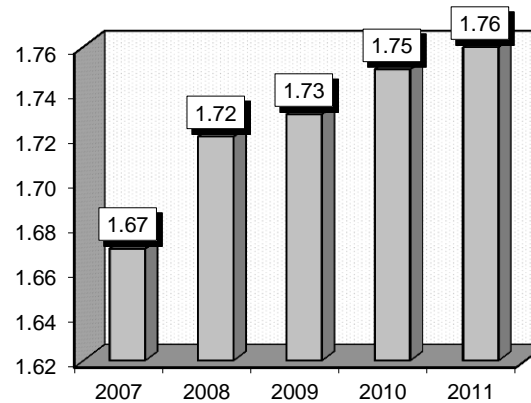
Comments: Diagnoses included in this procedure include, but are not limited to, normal delivery, drug dependence-delivered, twin pregnancy-delivered, premature rupture of membranes-delivered, breech presentation-delivered, maternal stress-delivered, and cord prolapse-delivered. Common diagnoses associated with this DRG (listed in order of frequency) are: Perineal laceration, rupture, or tear involving: fourchette, hymen, labia, skin, vagina, vulva, pelvic floor, perineal muscles, vaginal muscles, (66401, 4, 11), cord entanglement (66331), pregnancy over 40 completed weeks to 42 completed weeks gestation (6451).

Gender	2007			2008			2009			2010			2011		
	Cases	Avg LOS	Avg Bill	Cases	Avg LOS	Avg Bill	Cases	Avg LOS	Avg Bill	Cases	Avg LOS	Avg Bill	Cases	Avg LOS	Avg Bill
Male	0	0.00	\$0	0	0.00	\$0	0	0.00	\$0	0	0.00	\$0	0	0.00	\$0
Female	22,417	1.67	\$8,264	21,679	1.72	\$9,335	20,546	1.73	\$10,177	19,254	1.75	\$11,181	18,951	1.76	\$12,444
Age Group	Cases	Avg LOS	Avg Bill	Cases	Avg LOS	Avg Bill	Cases	Avg LOS	Avg Bill	Cases	Avg LOS	Avg Bill	Cases	Avg LOS	Avg Bill
Ages 0-17	1,052	1.86	\$8,652	1,041	1.83	\$9,438	930	1.91	\$10,661	515	1.86	\$10,759	509	2.09	\$13,220
Ages 18-35	19,721	1.66	\$8,232	18,976	1.72	\$9,297	17,972	1.73	\$10,134	16,851	1.74	\$11,146	16,558	1.75	\$12,397
Ages 36-49	1,644	1.68	\$8,402	1,662	1.76	\$9,701	1,643	1.73	\$10,378	1,888	1.73	\$11,609	1,881	1.69	\$12,597
Ages 50-64	0	0.00	\$0	0	0.00	\$0	0	0.00	\$0	0	0.00	\$0	2	2.00	\$14,088
Ages 65+	0	0.00	\$0	0	0.00	\$0	1	1.00	\$3,125	0	0.00	\$0	1	9.00	\$109,574
TOTAL	22,417	1.67	\$8,264	21,679	1.72	\$9,335	20,546	1.73	\$10,177	19,254	1.75	\$11,181	18,951	1.76	\$12,444

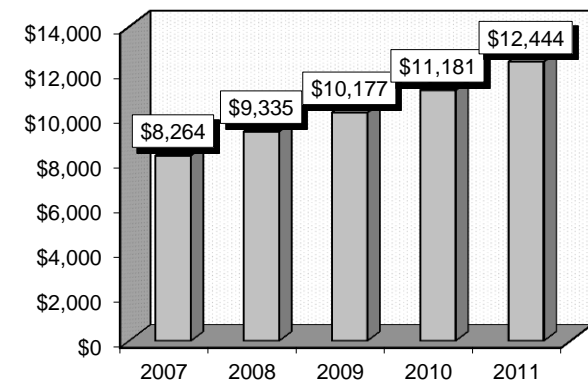
Patient Discharges



Average Length of Stay



Average Billed Charges



County / Hospital	2007			2008			2009			2010			2011		
	Cases	Avg LOS	Avg Bill	Cases	Avg LOS	Avg Bill	Cases	Avg LOS	Avg Bill	Cases	Avg LOS	Avg Bill	Cases	Avg LOS	Avg Bill
CLARK															
Centennial Hills	0	0.00	\$0	273	1.77	\$8,472	588	1.83	\$10,326	692	1.74	\$12,257	844	1.84	\$15,435
Desert Springs	0	0.00	\$0	0	0.00	\$0	0	0.00	\$0	0	0.00	\$0	0	0.00	\$0
Mountain View	1,411	1.67	\$6,578	1,338	1.74	\$7,420	1,107	1.68	\$7,733	998	1.70	\$8,918	1,049	1.72	\$9,853
North Vista	1,385	1.44	\$10,227	1,097	1.45	\$12,794	949	1.48	\$13,714	10	1.50	\$13,177	0	0.00	\$0
Southern Hills	633	2.04	\$8,380	672	1.89	\$9,583	726	1.93	\$10,520	613	1.90	\$11,652	660	1.85	\$13,686
Spring Valley	1,099	1.66	\$8,243	953	1.74	\$10,142	1,055	1.85	\$11,671	1,145	1.69	\$12,958	1,233	1.71	\$15,093
St. Rose-Rose de Lima	791	1.67	\$12,456	763	1.82	\$14,568	693	1.71	\$14,519	201	1.87	\$15,169	0	0.00	\$0
St. Rose-San Martin	315	1.73	\$12,513	390	1.82	\$14,070	431	1.85	\$14,818	546	1.76	\$15,376	511	1.72	\$16,774
St. Rose-Siena	1,589	1.65	\$11,472	1,613	1.82	\$13,284	1,482	1.85	\$14,542	1,670	1.78	\$16,076	1,782	1.75	\$17,380
Summerlin	1,961	1.79	\$9,194	1,760	1.81	\$11,067	1,583	1.80	\$13,266	1,728	1.81	\$15,228	1,880	1.93	\$17,368
Sunrise	2,345	1.75	\$7,288	2,484	1.80	\$8,281	2,351	1.76	\$8,977	2,428	1.77	\$10,017	2,341	1.82	\$11,265
UMC	3,102	1.64	\$6,727	2,925	1.68	\$6,806	2,510	1.73	\$7,034	2,235	1.76	\$7,243	2,098	1.77	\$7,676
Valley	2,159	1.51	\$8,120	1,826	1.54	\$9,167	1,688	1.58	\$10,346	1,875	1.58	\$11,988	1,734	1.60	\$14,591
TOTAL	16,790	1.66	\$8,538	16,094	1.73	\$9,762	15,163	1.74	\$10,738	14,141	1.74	\$11,816	14,132	1.77	\$13,514
WASHOE															
Carson Tahoe	618	1.39	\$9,801	613	1.46	\$9,926	578	1.63	\$9,740	570	1.62	\$10,115	509	1.97	\$10,153
Northern Nevada	0	0.00	\$0	0	0.00	\$0	0	0.00	\$0	0	0.00	\$0	0	0.00	\$0
Renown Regional	2,877	1.82	\$6,089	2,663	1.89	\$6,714	2,558	1.86	\$7,624	2,315	1.87	\$8,693	2,150	1.81	\$9,002
Renown S. Meadows	0	0.00	\$0	0	0.00	\$0	0	0.00	\$0	0	0.00	\$0	0	0.00	\$0
Saint Mary's	1,300	1.66	\$9,958	1,313	1.71	\$11,041	1,316	1.70	\$10,970	1,352	1.78	\$11,479	1,270	1.67	\$9,986
Sierra Surgery	0	0.00	\$0	0	0.00	\$0	0	0.00	\$0	0	0.00	\$0	0	0.00	\$0
TOTAL	4,795	1.72	\$7,616	4,589	1.78	\$8,381	4,452	1.78	\$8,888	4,237	1.81	\$9,774	3,929	1.79	\$9,469
RURAL															
Battle Mountain	0	0.00	\$0	0	0.00	\$0	0	0.00	\$0	0	0.00	\$0	0	0.00	\$0
Boulder City	0	0.00	\$0	0	0.00	\$0	0	0.00	\$0	0	0.00	\$0	0	0.00	\$0
Carson Valley	0	0.00	\$0	0	0.00	\$0	0	0.00	\$0	0	0.00	\$0	0	0.00	\$0
Churchill	228	1.30	\$4,738	260	1.25	\$4,832	225	1.20	\$5,540	204	1.43	\$6,117	222	1.35	\$6,295
Desert View	0	0.00	\$0	37	1.59	\$6,933	0	0.00	\$0	0	0.00	\$0	0	0.00	\$0
Grover C. Dils	0	0.00	\$0	0	0.00	\$0	0	0.00	\$0	0	0.00	\$0	0	0.00	\$0
Humboldt	3	1.33	\$2,925	104	1.22	\$3,502	184	1.17	\$4,011	199	1.23	\$4,161	192	1.20	\$5,283
Incline Village	0	0.00	\$0	0	0.00	\$0	0	0.00	\$0	0	0.00	\$0	0	0.00	\$0
Mesa View	133	1.48	\$4,845	111	1.50	\$5,267	89	1.65	\$4,960	76	1.75	\$4,951	72	1.72	\$5,571
Mount Grant	0	0.00	\$0	0	0.00	\$0	0	0.00	\$0	0	0.00	\$0	0	0.00	\$0
Northeastern	405	1.52	\$7,965	425	1.53	\$9,334	369	1.51	\$10,202	324	1.52	\$11,222	354	1.45	\$12,238
Nye	0	0.00	\$0	2	1.00	\$4,620	0	0.00	\$0	3	1.00	\$3,060	1	1.00	\$7,235
Pershing	0	0.00	\$0	0	0.00	\$0	0	0.00	\$0	0	0.00	\$0	0	0.00	\$0
South Lyon	1	1.00	\$2,323	0	0.00	\$0	0	0.00	\$0	0	0.00	\$0	0	0.00	\$0
William Bee Ririe	62	1.97	\$6,766	57	1.82	\$6,307	64	1.77	\$8,243	70	1.84	\$9,737	49	1.63	\$10,237
TOTAL	832	1.49	\$6,467	996	1.44	\$6,825	931	1.40	\$7,216	876	1.48	\$7,738	890	1.40	\$8,600
ALL COUNTIES	22,417	1.67	\$8,264	21,679	1.72	\$9,335	20,546	1.73	\$10,177	19,254	1.75	\$11,181	18,951	1.76	\$12,444

False Labor

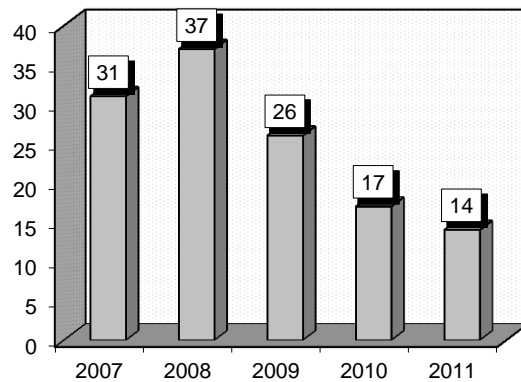
Diagnoses: that frequently accompanied false labor were: There were no frequent diagnoses that accompanied false labor.

Definitions: False labor: Regular or irregular contractions of the uterus with no changes in the cervix. The experience of contractions that do not open or thin the cervix. Compared to true labor, false labor contractions may occur irregularly and do not get closer together. False labor contractions may stop when you walk or change position.

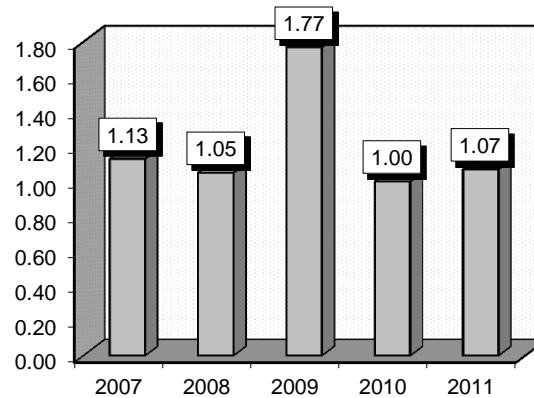
Comments: Procedures related to false labor are: Fetal monitoring (7534) and diagnostic amniocentesis (751).

Gender	2007			2008			2009			2010			2011		
	Cases	Avg LOS	Avg Bill	Cases	Avg LOS	Avg Bill	Cases	Avg LOS	Avg Bill	Cases	Avg LOS	Avg Bill	Cases	Avg LOS	Avg Bill
Male	0	0.00	\$0	0	0.00	\$0	0	0.00	\$0	0	0.00	\$0	0	0.00	\$0
Female	31	1.13	\$3,385	37	1.05	\$3,466	26	1.77	\$5,309	17	1.00	\$3,380	14	1.07	\$6,249
Age Group	Cases	Avg LOS	Avg Bill	Cases	Avg LOS	Avg Bill	Cases	Avg LOS	Avg Bill	Cases	Avg LOS	Avg Bill	Cases	Avg LOS	Avg Bill
Ages 0-17	1	1.00	\$3,137	2	1.00	\$4,186	2	1.50	\$3,832	0	0.00	\$0	1	1.00	\$5,259
Ages 18-35	27	1.07	\$3,015	31	1.06	\$3,494	22	1.86	\$5,760	17	1.00	\$3,380	13	1.08	\$6,325
Ages 36-49	3	1.67	\$6,795	4	1.00	\$2,891	2	1.00	\$1,831	0	0.00	\$0	0	0.00	\$0
Ages 50-64	0	0.00	\$0	0	0.00	\$0	0	0.00	\$0	0	0.00	\$0	0	0.00	\$0
Ages 65+	0	0.00	\$0	0	0.00	\$0	0	0.00	\$0	0	0.00	\$0	0	0.00	\$0
TOTAL	31	1.13	\$3,385	37	1.05	\$3,466	26	1.77	\$5,309	17	1.00	\$3,380	14	1.07	\$6,249

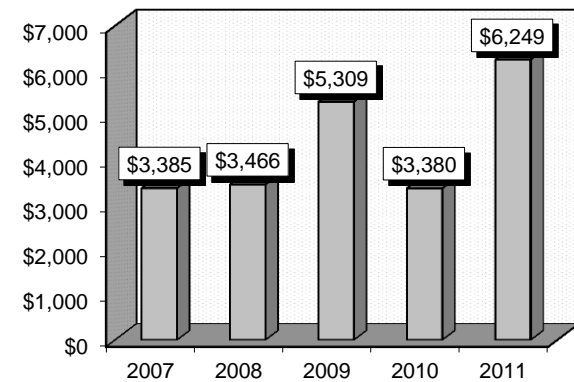
Patient Discharges



Average Length of Stay



Average Billed Charges



County / Hospital	2007			2008			2009			2010			2011		
	Cases	Avg LOS	Avg Bill	Cases	Avg LOS	Avg Bill	Cases	Avg LOS	Avg Bill	Cases	Avg LOS	Avg Bill	Cases	Avg LOS	Avg Bill
CLARK															
Centennial Hills	0	0.00	\$0	0	0.00	\$0	0	0.00	\$0	1	1.00	\$2,940	2	1.00	\$3,222
Desert Springs	0	0.00	\$0	0	0.00	\$0	0	0.00	\$0	0	0.00	\$0	0	0.00	\$0
Mountain View	2	1.00	\$2,216	1	1.00	\$2,674	1	1.00	\$1,476	0	0.00	\$0	1	1.00	\$3,609
North Vista	1	1.00	\$2,544	4	1.25	\$4,205	3	1.00	\$1,899	0	0.00	\$0	0	0.00	\$0
Southern Hills	2	1.00	\$3,758	1	1.00	\$3,921	0	0.00	\$0	1	1.00	\$1,133	0	0.00	\$0
Spring Valley	3	1.00	\$7,714	0	0.00	\$0	2	1.00	\$2,234	1	1.00	\$4,149	3	1.00	\$8,210
St. Rose-Rose de Lima	2	1.00	\$2,786	1	1.00	\$1,925	1	1.00	\$2,808	1	1.00	\$4,449	0	0.00	\$0
St. Rose-San Martin	1	1.00	\$5,835	2	1.00	\$3,828	2	7.50	\$16,299	0	0.00	\$0	1	1.00	\$5,978
St. Rose-Siena	1	1.00	\$2,420	4	1.00	\$5,595	1	1.00	\$3,502	1	1.00	\$3,139	1	2.00	\$23,013
Summerlin	3	2.33	\$5,848	3	1.00	\$3,208	0	0.00	\$0	1	1.00	\$4,576	3	1.00	\$3,402
Sunrise	2	1.00	\$3,230	8	1.00	\$3,907	3	2.00	\$12,207	3	1.00	\$3,987	1	1.00	\$3,651
UMC	2	1.00	\$3,812	3	1.00	\$3,293	2	1.00	\$3,381	1	1.00	\$3,920	1	1.00	\$4,692
Valley	3	1.00	\$2,158	2	1.00	\$2,632	0	0.00	\$0	0	0.00	\$0	1	1.00	\$5,259
TOTAL	22	1.18	\$4,071	29	1.03	\$3,841	15	2.07	\$6,262	10	1.00	\$3,627	14	1.07	\$6,249
WASHOE															
Carson Tahoe	0	0.00	\$0	0	0.00	\$0	0	0.00	\$0	1	1.00	\$4,429	0	0.00	\$0
Northern Nevada	0	0.00	\$0	0	0.00	\$0	0	0.00	\$0	0	0.00	\$0	0	0.00	\$0
Renown Regional	1	1.00	\$2,114	2	1.00	\$1,706	6	1.50	\$4,563	3	1.00	\$3,341	0	0.00	\$0
Renown S. Meadows	0	0.00	\$0	0	0.00	\$0	0	0.00	\$0	0	0.00	\$0	0	0.00	\$0
Saint Mary's	1	1.00	\$1,251	2	1.50	\$2,536	3	1.33	\$3,438	2	1.00	\$2,329	0	0.00	\$0
Sierra Surgery	0	0.00	\$0	0	0.00	\$0	0	0.00	\$0	0	0.00	\$0	0	0.00	\$0
TOTAL	2	1.00	\$1,683	4	1.25	\$2,121	9	1.44	\$4,188	6	1.00	\$3,185	0	0.00	\$0
RURAL															
Battle Mountain	0	0.00	\$0	0	0.00	\$0	0	0.00	\$0	0	0.00	\$0	0	0.00	\$0
Boulder City	0	0.00	\$0	0	0.00	\$0	0	0.00	\$0	0	0.00	\$0	0	0.00	\$0
Carson Valley	0	0.00	\$0	0	0.00	\$0	0	0.00	\$0	0	0.00	\$0	0	0.00	\$0
Churchill	0	0.00	\$0	0	0.00	\$0	0	0.00	\$0	0	0.00	\$0	0	0.00	\$0
Desert View	0	0.00	\$0	0	0.00	\$0	0	0.00	\$0	0	0.00	\$0	0	0.00	\$0
Grover C. Dils	0	0.00	\$0	0	0.00	\$0	0	0.00	\$0	0	0.00	\$0	0	0.00	\$0
Humboldt	0	0.00	\$0	0	0.00	\$0	1	1.00	\$2,501	0	0.00	\$0	0	0.00	\$0
Incline Village	0	0.00	\$0	0	0.00	\$0	0	0.00	\$0	0	0.00	\$0	0	0.00	\$0
Mesa View	1	1.00	\$2,043	0	0.00	\$0	0	0.00	\$0	0	0.00	\$0	0	0.00	\$0
Mount Grant	0	0.00	\$0	0	0.00	\$0	0	0.00	\$0	0	0.00	\$0	0	0.00	\$0
Northeastern	2	1.00	\$1,727	0	0.00	\$0	1	1.00	\$3,914	0	0.00	\$0	0	0.00	\$0
Nye	0	0.00	\$0	0	0.00	\$0	0	0.00	\$0	0	0.00	\$0	0	0.00	\$0
Pershing	0	0.00	\$0	0	0.00	\$0	0	0.00	\$0	0	0.00	\$0	0	0.00	\$0
South Lyon	0	0.00	\$0	0	0.00	\$0	0	0.00	\$0	0	0.00	\$0	0	0.00	\$0
William Bee Ririe	4	1.00	\$1,625	4	1.00	\$2,091	0	0.00	\$0	1	1.00	\$2,087	0	0.00	\$0
TOTAL	7	1.00	\$1,714	4	1.00	\$2,091	2	1.00	\$3,208	1	1.00	\$2,087	0	0.00	\$0
ALL COUNTIES	31	1.13	\$3,385	37	1.05	\$3,466	26	1.77	\$5,309	17	1.00	\$3,380	14	1.07	\$6,249

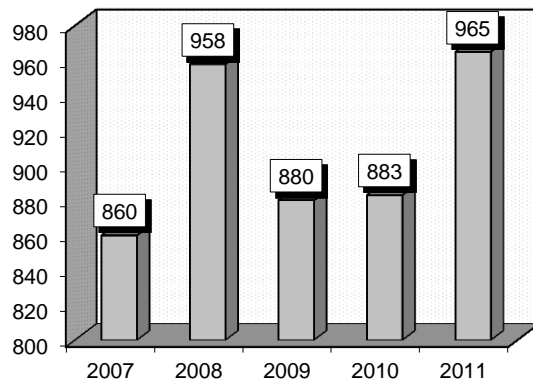
Prematurity With Major Problems

Diagnoses and Procedures: that frequently accompanied prematurity with major problems were: 1) Single liveborn, born in hospital, delivered by cesarean section (V3001), 2) Single liveborn, born in hospital, delivered without mention of cesarean section (V3000), 3) Twin birth, mate liveborn, born in hospital, delivered by cesarean section (V3101), Twin birth, mate liveborn, born in hospital, delivered without mention of cesarean section (V3100) 4) Ultraviolet light therapy (9982),5) Parenteral infusion of concentrated nutritional substances (9915), 6) Insertion of endotracheal tube (9604) .

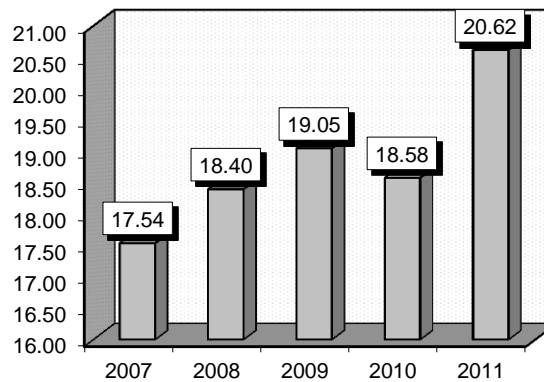
Definitions: **Liveborn:** An infant that shows signs of life. Opposite of stillborn. **Cesarean section:** A form of delivery where an incision is made in the abdomen to remove the baby from the mother's uterus. **Twin birth:** A case where two identical (coming from one fertilized egg) or fraternal (separate fertilized eggs) infants born from the same pregnancy. **Ultraviolet light therapy:** Used primarily in treating the skin by focusing an invisible light spectrum over the affected area. **Infusion:** A procedure where fluid containing nutrients or electrolytes are administered into the bloodstream either intravenously or through injection. . **Endotracheal Tube:** A catheter that is inserted into the trachea through the mouth or nose. Its purpose is to provide oxygen or to clear away mucus..

Gender	2007			2008			2009			2010			2011		
	Cases	Avg LOS	Avg Bill	Cases	Avg LOS	Avg Bill	Cases	Avg LOS	Avg Bill	Cases	Avg LOS	Avg Bill	Cases	Avg LOS	Avg Bill
Male	480	17.30	\$60,993	519	17.60	\$70,170	483	19.84	\$97,984	460	18.52	\$90,255	529	20.62	\$115,402
Female	380	17.84	\$69,394	439	19.34	\$76,492	397	18.08	\$76,642	423	18.64	\$90,789	436	20.63	\$109,807
Age Group	Cases	Avg LOS	Avg Bill	Cases	Avg LOS	Avg Bill	Cases	Avg LOS	Avg Bill	Cases	Avg LOS	Avg Bill	Cases	Avg LOS	Avg Bill
Ages 0-17	860	17.54	\$64,705	958	18.40	\$73,067	880	19.05	\$88,356	883	18.58	\$90,511	965	20.62	\$112,874
Ages 18-35	0	0.00	\$0	0	0.00	\$0	0	0.00	\$0	0	0.00	\$0	0	0.00	\$0
Ages 36-49	0	0.00	\$0	0	0.00	\$0	0	0.00	\$0	0	0.00	\$0	0	0.00	\$0
Ages 50-64	0	0.00	\$0	0	0.00	\$0	0	0.00	\$0	0	0.00	\$0	0	0.00	\$0
Ages 65+	0	0.00	\$0	0	0.00	\$0	0	0.00	\$0	0	0.00	\$0	0	0.00	\$0
TOTAL	860	17.54	\$64,705	958	18.40	\$73,067	880	19.05	\$88,356	883	18.58	\$90,511	965	20.62	\$112,874

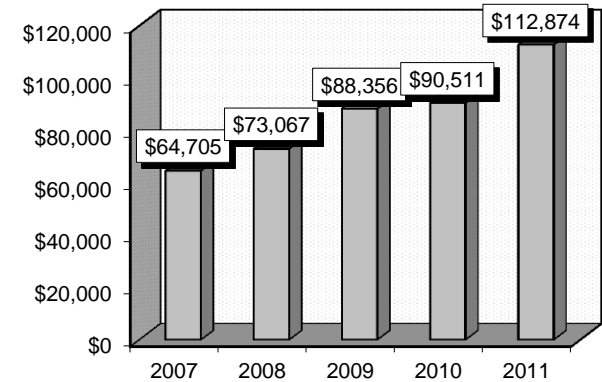
Patient Discharges



Average Length of Stay



Average Billed Charges



County / Hospital	2007			2008			2009			2010			2011		
	Cases	Avg LOS	Avg Bill	Cases	Avg LOS	Avg Bill	Cases	Avg LOS	Avg Bill	Cases	Avg LOS	Avg Bill	Cases	Avg LOS	Avg Bill
CLARK															
Centennial Hills	0	0.00	\$0	0	0.00	\$0	15	13.00	\$44,208	19	10.11	\$52,022	33	11.70	\$55,834
Desert Springs	0	0.00	\$0	0	0.00	\$0	0	0.00	\$0	0	0.00	\$0	0	0.00	\$0
Mountain View	15	12.20	\$29,477	32	10.28	\$27,051	50	11.22	\$35,553	34	13.53	\$38,394	37	14.95	\$48,514
North Vista	43	9.86	\$26,238	27	10.33	\$33,152	1	2.00	\$2,850	0	0.00	\$0	0	0.00	\$0
Southern Hills	42	10.45	\$26,073	31	9.81	\$26,957	49	13.41	\$41,662	30	10.23	\$33,616	30	11.53	\$37,380
Spring Valley	45	9.56	\$32,243	44	11.43	\$44,572	56	12.63	\$59,244	55	17.27	\$109,420	69	18.58	\$149,214
St. Rose-Rose de Lima	10	12.10	\$34,953	69	12.09	\$31,831	45	14.04	\$34,561	13	12.54	\$32,170	0	0.00	\$0
St. Rose-San Martin	8	12.38	\$36,050	39	11.44	\$31,348	31	13.58	\$41,009	52	12.17	\$36,813	33	9.21	\$36,585
St. Rose-Siena	73	9.37	\$22,041	62	13.24	\$65,987	77	11.75	\$57,463	108	13.76	\$60,283	99	16.34	\$77,970
Summerlin	111	19.32	\$83,960	111	16.33	\$81,127	103	21.94	\$129,836	105	19.73	\$106,473	153	20.77	\$130,926
Sunrise	149	25.02	\$100,290	179	23.44	\$100,433	122	22.46	\$124,333	145	23.02	\$146,409	190	26.66	\$191,866
UMC	182	14.78	\$36,763	151	18.87	\$49,552	143	19.31	\$54,961	119	18.10	\$52,206	146	19.02	\$57,102
Valley	78	20.06	\$121,780	108	23.46	\$134,813	96	24.38	\$178,046	84	22.67	\$155,978	69	18.09	\$126,830
TOTAL	756	16.54	\$61,926	853	17.48	\$71,621	788	18.00	\$86,989	764	17.88	\$91,475	859	19.51	\$113,568
WASHOE															
Carson Tahoe	1	4.00	\$5,120	7	6.57	\$15,468	6	6.67	\$15,762	9	2.56	\$6,697	1	4.00	\$6,634
Northern Nevada	0	0.00	\$0	0	0.00	\$0	0	0.00	\$0	0	0.00	\$0	0	0.00	\$0
Renown Regional	56	26.16	\$99,872	61	26.31	\$92,380	42	32.00	\$127,060	77	26.38	\$98,814	70	32.50	\$111,093
Renown S. Meadows	0	0.00	\$0	0	0.00	\$0	0	0.00	\$0	0	0.00	\$0	0	0.00	\$0
Saint Mary's	35	30.23	\$90,811	35	30.14	\$89,640	40	29.38	\$93,559	27	24.96	\$86,847	31	27.58	\$115,077
Sierra Surgery	0	0.00	\$0	0	0.00	\$0	0	0.00	\$0	0	0.00	\$0	0	0.00	\$0
TOTAL	92	27.47	\$95,395	103	26.27	\$86,222	88	29.08	\$104,243	113	24.14	\$88,618	102	30.73	\$111,280
RURAL															
Battle Mountain	0	0.00	\$0	0	0.00	\$0	0	0.00	\$0	0	0.00	\$0	0	0.00	\$0
Boulder City	0	0.00	\$0	0	0.00	\$0	0	0.00	\$0	0	0.00	\$0	0	0.00	\$0
Carson Valley	0	0.00	\$0	0	0.00	\$0	0	0.00	\$0	0	0.00	\$0	0	0.00	\$0
Churchill	3	2.00	\$3,257	1	2.00	\$1,756	3	7.33	\$9,554	5	2.80	\$3,033	4	2.75	\$4,439
Desert View	0	0.00	\$0	0	0.00	\$0	0	0.00	\$0	0	0.00	\$0	0	0.00	\$0
Grover C. Dils	0	0.00	\$0	0	0.00	\$0	0	0.00	\$0	0	0.00	\$0	0	0.00	\$0
Humboldt	3	6.00	\$3,438	0	0.00	\$0	1	1.00	\$3,784	1	1.00	\$4,920	0	0.00	\$0
Incline Village	0	0.00	\$0	0	0.00	\$0	0	0.00	\$0	0	0.00	\$0	0	0.00	\$0
Mesa View	5	1.80	\$2,754	0	0.00	\$0	0	0.00	\$0	0	0.00	\$0	0	0.00	\$0
Mount Grant	0	0.00	\$0	0	0.00	\$0	0	0.00	\$0	0	0.00	\$0	0	0.00	\$0
Northeastern	1	15.00	\$20,376	1	8.00	\$22,961	0	0.00	\$0	0	0.00	\$0	0	0.00	\$0
Nye	0	0.00	\$0	0	0.00	\$0	0	0.00	\$0	0	0.00	\$0	0	0.00	\$0
Pershing	0	0.00	\$0	0	0.00	\$0	0	0.00	\$0	0	0.00	\$0	0	0.00	\$0
South Lyon	0	0.00	\$0	0	0.00	\$0	0	0.00	\$0	0	0.00	\$0	0	0.00	\$0
William Bee Ririe	0	0.00	\$0	0	0.00	\$0	0	0.00	\$0	0	0.00	\$0	0	0.00	\$0
TOTAL	12	4.00	\$4,519	2	5.00	\$12,359	4	5.75	\$8,112	6	2.50	\$3,348	4	2.75	\$4,439
ALL COUNTIES	860	17.54	\$64,705	958	18.40	\$73,067	880	19.05	\$88,356	883	18.58	\$90,511	965	20.62	\$112,874

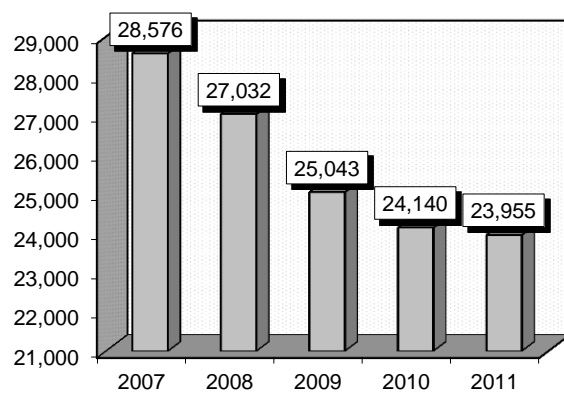
Normal Newborn

Procedures: that frequently accompanied normal newborn were: 1) Vaccination (9955), 2) Audiometry (9541), 3) Neurological function test (8915), 4) Circumcision (640), 5) Hearing examination (9547).

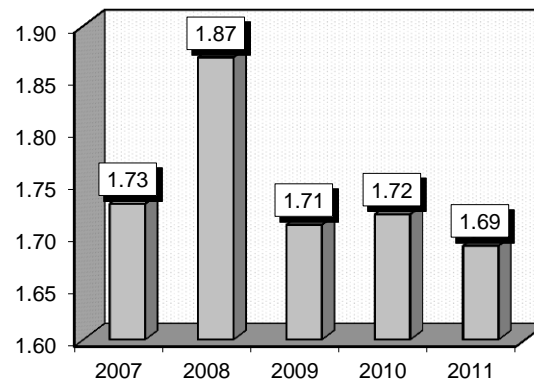
Comments: On average, birth weights range from five pounds five ounces to eight pounds. The pulse of a newborn ranges from 100 to 170 beats per minute when awake, 70 to 80 when sleeping deeply. They take an average of 30 to 50 breaths per minute. Nearly all fair-skinned babies are born with blue or gray eyes, which may gradually change color over the first 12 months. Darker-skinned babies most often are born with brown or darker eyes, which usually stay that color. Dark-haired babies usually stay that way, but blond hair often darkens with age. Newborn babies have a soft spot, also known as the fontanel, that is diamond shaped just above the hairline, where the baby's skull bones have not yet fused together.

Gender	2007			2008			2009			2010			2011		
	Cases	Avg LOS	Avg Bill	Cases	Avg LOS	Avg Bill	Cases	Avg LOS	Avg Bill	Cases	Avg LOS	Avg Bill	Cases	Avg LOS	Avg Bill
Male	14,301	1.74	\$1,797	13,654	1.87	\$1,936	12,618	1.73	\$2,165	12,075	1.73	\$2,301	12,085	1.69	\$2,506
Female	14,275	1.71	\$1,738	13,378	1.86	\$1,884	12,425	1.70	\$2,065	12,065	1.70	\$2,246	11,870	1.69	\$2,451
Age Group	Cases	Avg LOS	Avg Bill	Cases	Avg LOS	Avg Bill	Cases	Avg LOS	Avg Bill	Cases	Avg LOS	Avg Bill	Cases	Avg LOS	Avg Bill
Ages 0-17	28,576	1.73	\$1,768	27,032	1.87	\$1,910	25,043	1.71	\$2,115	24,140	1.72	\$2,274	23,955	1.69	\$2,479
Ages 18-35	0	0.00	\$0	0	0.00	\$0	0	0.00	\$0	0	0.00	\$0	0	0.00	\$0
Ages 36-49	0	0.00	\$0	0	0.00	\$0	0	0.00	\$0	0	0.00	\$0	0	0.00	\$0
Ages 50-64	0	0.00	\$0	0	0.00	\$0	0	0.00	\$0	0	0.00	\$0	0	0.00	\$0
Ages 65+	0	0.00	\$0	0	0.00	\$0	0	0.00	\$0	0	0.00	\$0	0	0.00	\$0
TOTAL	28,576	1.73	\$1,768	27,032	1.87	\$1,910	25,043	1.71	\$2,115	24,140	1.72	\$2,274	23,955	1.69	\$2,479

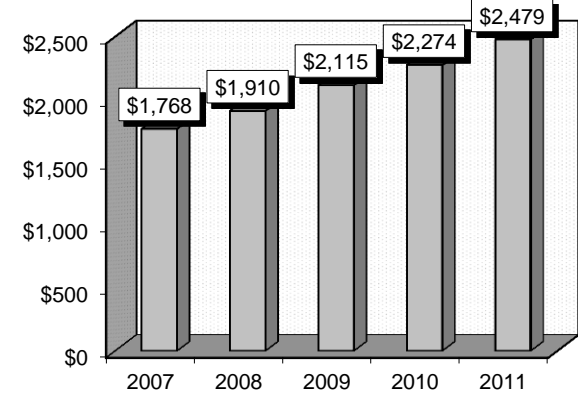
Patient Discharges



Average Length of Stay



Average Billed Charges



County / Hospital	2007			2008			2009			2010			2011		
	Cases	Avg LOS	Avg Bill	Cases	Avg LOS	Avg Bill	Cases	Avg LOS	Avg Bill	Cases	Avg LOS	Avg Bill	Cases	Avg LOS	Avg Bill
CLARK															
Centennial Hills	0	0.00	\$0	308	1.75	\$1,568	705	1.64	\$2,101	905	1.64	\$2,241	1,080	1.70	\$2,604
Desert Springs	0	0.00	\$0	0	0.00	\$0	0	0.00	\$0	0	0.00	\$0	0	0.00	\$0
Mountain View	1,771	1.73	\$1,993	1,596	1.76	\$2,224	1,263	1.68	\$2,298	1,212	1.73	\$2,576	1,256	1.70	\$2,821
North Vista	1,475	1.55	\$1,367	1,259	1.53	\$1,483	1,133	1.54	\$1,332	12	1.17	\$1,070	0	0.00	\$0
Southern Hills	816	1.89	\$1,925	900	1.79	\$1,977	987	1.81	\$2,165	854	1.83	\$2,259	900	1.79	\$2,368
Spring Valley	1,593	1.78	\$1,510	1,354	1.80	\$1,668	1,429	1.32	\$1,781	1,575	1.28	\$1,905	1,775	1.30	\$2,169
St. Rose-Rose de Lima	968	1.55	\$2,144	881	2.24	\$2,421	760	2.08	\$2,762	247	2.36	\$2,817	0	0.00	\$0
St. Rose-San Martin	373	1.65	\$2,018	403	3.67	\$2,273	492	2.18	\$2,810	623	1.98	\$2,617	583	1.79	\$2,499
St. Rose-Siena	2,095	1.67	\$1,543	2,125	2.53	\$2,036	1,865	2.04	\$2,740	2,330	1.97	\$2,727	2,345	2.00	\$2,863
Summerlin	2,695	1.78	\$1,759	2,180	1.77	\$1,856	1,862	1.58	\$2,095	1,973	1.54	\$2,432	2,270	1.53	\$2,774
Sunrise	3,187	1.86	\$2,103	3,202	1.90	\$2,321	3,040	1.83	\$2,403	3,025	1.78	\$2,480	2,928	1.77	\$2,972
UMC	3,600	1.72	\$1,047	3,640	1.80	\$1,050	3,060	1.72	\$1,238	2,711	1.76	\$1,309	2,417	1.71	\$1,450
Valley	2,917	1.62	\$2,158	2,379	1.61	\$2,150	2,115	1.31	\$2,275	2,392	1.41	\$2,513	2,139	1.47	\$2,849
TOTAL	21,490	1.72	\$1,726	20,227	1.90	\$1,865	18,711	1.69	\$2,083	17,859	1.69	\$2,275	17,693	1.67	\$2,549
WASHOE															
Carson Tahoe	816	1.41	\$2,333	710	1.44	\$2,357	690	1.47	\$2,340	633	1.40	\$2,265	609	1.41	\$2,308
Northern Nevada	0	0.00	\$0	0	0.00	\$0	0	0.00	\$0	0	0.00	\$0	0	0.00	\$0
Renown Regional	3,413	1.86	\$2,152	3,029	1.91	\$2,383	2,981	1.95	\$2,462	2,675	1.97	\$2,555	2,763	1.91	\$2,533
Renown S. Meadows	0	0.00	\$0	0	0.00	\$0	0	0.00	\$0	0	0.00	\$0	0	0.00	\$0
Saint Mary's	1,866	1.80	\$1,549	1,718	1.83	\$1,810	1,470	1.77	\$2,060	1,914	1.86	\$2,101	1,801	1.78	\$1,948
Sierra Surgery	0	0.00	\$0	0	0.00	\$0	0	0.00	\$0	0	0.00	\$0	0	0.00	\$0
TOTAL	6,095	1.78	\$1,992	5,457	1.83	\$2,199	5,141	1.83	\$2,331	5,222	1.86	\$2,354	5,173	1.81	\$2,303
RURAL															
Battle Mountain	0	0.00	\$0	0	0.00	\$0	0	0.00	\$0	0	0.00	\$0	0	0.00	\$0
Boulder City	0	0.00	\$0	0	0.00	\$0	0	0.00	\$0	0	0.00	\$0	0	0.00	\$0
Carson Valley	0	0.00	\$0	0	0.00	\$0	0	0.00	\$0	0	0.00	\$0	0	0.00	\$0
Churchill	170	1.36	\$1,123	271	1.39	\$1,217	266	1.36	\$1,326	207	1.57	\$1,512	236	1.44	\$1,477
Desert View	0	0.00	\$0	41	1.73	\$1,612	0	0.00	\$0	0	0.00	\$0	0	0.00	\$0
Grover C. Dils	0	0.00	\$0	0	0.00	\$0	0	0.00	\$0	0	0.00	\$0	0	0.00	\$0
Humboldt	104	1.58	\$915	246	1.50	\$1,140	215	1.44	\$1,118	240	1.52	\$1,181	222	1.50	\$1,881
Incline Village	0	0.00	\$0	0	0.00	\$0	0	0.00	\$0	0	0.00	\$0	0	0.00	\$0
Mesa View	146	1.52	\$1,786	162	1.61	\$1,850	141	1.66	\$1,997	104	1.72	\$2,229	100	1.65	\$2,398
Mount Grant	0	0.00	\$0	1	1.00	\$990	1	3.00	\$2,970	0	0.00	\$0	0	0.00	\$0
Northeastern	496	1.52	\$1,203	550	1.44	\$1,451	488	1.51	\$1,937	416	1.44	\$2,160	462	1.47	\$2,521
Nye	2	1.00	\$1,301	2	1.00	\$1,834	0	0.00	\$0	1	1.00	\$1,316	1	1.00	\$3,228
Pershing	0	0.00	\$0	0	0.00	\$0	0	0.00	\$0	0	0.00	\$0	0	0.00	\$0
South Lyon	1	1.00	\$908	0	0.00	\$0	0	0.00	\$0	0	0.00	\$0	0	0.00	\$0
William Bee Ririe	72	1.79	\$1,837	75	1.68	\$1,793	80	1.56	\$2,461	91	1.84	\$2,522	68	1.57	\$2,655
TOTAL	991	1.52	\$1,291	1,348	1.48	\$1,419	1,191	1.49	\$1,696	1,059	1.54	\$1,848	1,089	1.49	\$2,162
ALL COUNTIES	28,576	1.73	\$1,768	27,032	1.87	\$1,910	25,043	1.71	\$2,115	24,140	1.72	\$2,274	23,955	1.69	\$2,479

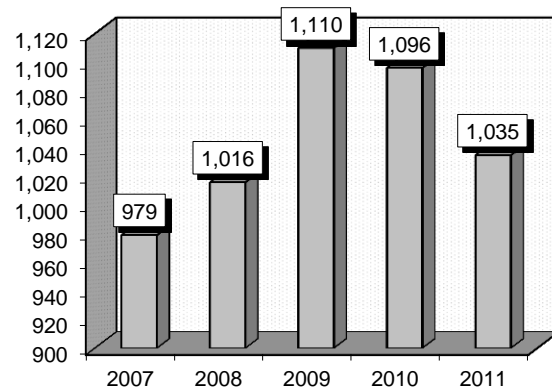
Postoperative Or Post-Traumatic Infections

Diagnoses and Procedures: that frequently accompanied post-operative or post traumatic infections were: 1) Other postoperative infection (99859), 2) Infected postoperative seroma (99851), 3) Infection following other infusion, injection, transfusion, or vaccination (99939), 4) Venous catheterization, not elsewhere classified (3893) 4) Percutaneous abdominal drainage (5491), 5) Other incision with drainage of skin and subcutaneous tissue (8604), 6) Excisional debridement of wound, infection, or burn (8662).

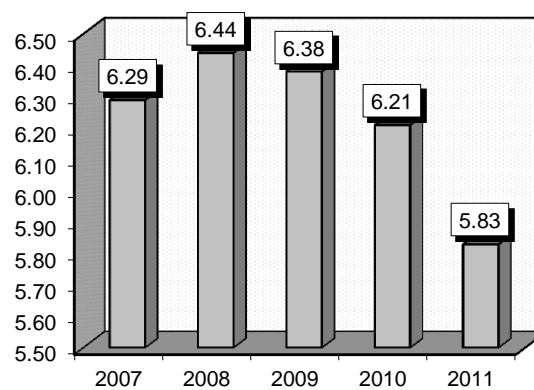
Definitions: **Postoperative:** Time period between the end of an operation and when the affects of anesthesia wear off. **Infection:** A condition where bacteria or a foreign article is introduced to the body via airborne or from a wound that has the capacity to cause tissue damage. **Seroma:** Caused by the accumulation of serum which hardens into a tumor-like mass. **Infusion:** A procedure where fluid containing nutrients or electrolytes are administered into the bloodstream either intravenously or through injection. **Transfusion:** A procedure where either whole blood or blood by-products are administered to the body by intravenous fluid. **Venous catheterization:** A part of the circulatory system that carries blood back to the heart. Catheterization involves placing a flexible tube into the body in order to put fluid in or remove fluid from the body. **Percutaneous:** Through, or under, the skin. **Subcutaneous:** Under the skin. **Excise:** Cutting away from the body. **Debridement:** Removing damaged tissue in order to speed up recovery.

	2007			2008			2009			2010			2011		
Gender	Cases	Avg LOS	Avg Bill	Cases	Avg LOS	Avg Bill	Cases	Avg LOS	Avg Bill	Cases	Avg LOS	Avg Bill	Cases	Avg LOS	Avg Bill
Male	467	6.74	\$49,952	480	6.53	\$48,646	512	6.53	\$54,246	518	6.33	\$61,840	459	5.63	\$63,206
Female	512	5.88	\$43,464	536	6.36	\$48,399	598	6.25	\$51,438	578	6.11	\$57,695	576	5.99	\$63,597
Age Group	Cases	Avg LOS	Avg Bill	Cases	Avg LOS	Avg Bill	Cases	Avg LOS	Avg Bill	Cases	Avg LOS	Avg Bill	Cases	Avg LOS	Avg Bill
Ages 0-17	51	5.49	\$29,950	57	5.19	\$35,867	60	3.93	\$25,862	51	4.82	\$45,838	31	3.97	\$30,057
Ages 18-35	112	5.88	\$46,871	118	5.73	\$38,256	131	5.31	\$41,441	128	6.38	\$55,098	127	4.84	\$47,433
Ages 36-49	250	5.55	\$37,864	236	6.05	\$44,029	272	5.57	\$43,420	245	5.48	\$51,966	207	5.78	\$59,926
Ages 50-64	308	6.61	\$49,099	310	6.57	\$49,957	357	6.92	\$56,692	346	6.23	\$60,366	348	6.19	\$66,809
Ages 65+	258	6.96	\$55,099	295	7.14	\$57,138	290	7.47	\$67,254	326	6.89	\$68,626	322	6.05	\$71,533
TOTAL	979	6.29	\$46,559	1,016	6.44	\$48,515	1,110	6.38	\$52,733	1,096	6.21	\$59,654	1,035	5.83	\$63,424

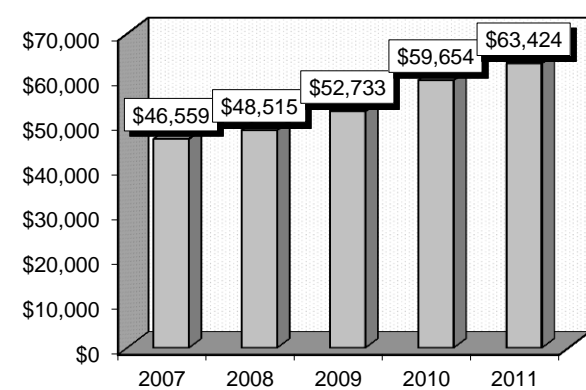
Patient Discharges



Average Length of Stay



Average Billed Charges



County / Hospital	2007			2008			2009			2010			2011		
	Cases	Avg LOS	Avg Bill	Cases	Avg LOS	Avg Bill	Cases	Avg LOS	Avg Bill	Cases	Avg LOS	Avg Bill	Cases	Avg LOS	Avg Bill
CLARK															
Centennial Hills	0	0.00	\$0	19	5.21	\$51,152	44	5.66	\$54,977	39	5.79	\$64,106	31	4.61	\$70,158
Desert Springs	40	7.95	\$77,677	42	8.43	\$70,750	59	8.53	\$90,189	30	7.50	\$84,873	35	5.57	\$67,178
Mountain View	47	7.17	\$67,022	91	6.12	\$57,038	64	6.25	\$63,103	60	7.90	\$94,356	98	6.20	\$79,948
North Vista	19	7.37	\$57,714	12	7.83	\$68,473	14	5.21	\$78,098	11	5.64	\$54,887	8	8.50	\$86,627
Southern Hills	35	5.54	\$33,506	19	6.63	\$74,621	27	6.04	\$55,130	34	4.71	\$50,492	39	4.10	\$56,030
Spring Valley	34	4.94	\$44,598	41	6.00	\$54,418	45	4.36	\$48,933	48	4.85	\$72,947	44	4.61	\$70,785
St. Rose-Rose de Lima	23	5.09	\$56,429	32	6.47	\$47,656	31	6.32	\$51,097	36	3.94	\$43,110	16	3.00	\$38,639
St. Rose-San Martin	33	3.91	\$37,132	41	6.56	\$53,828	27	5.93	\$48,998	35	5.71	\$53,183	36	7.11	\$97,883
St. Rose-Siena	56	6.50	\$58,130	57	5.35	\$40,067	96	7.40	\$71,421	57	7.19	\$75,030	62	6.29	\$74,812
Summerlin	66	5.73	\$55,514	54	3.91	\$41,883	58	5.55	\$59,108	91	6.97	\$86,807	67	6.46	\$88,519
Sunrise	113	8.10	\$61,045	92	6.15	\$52,392	92	7.90	\$72,924	137	6.61	\$70,433	126	5.59	\$69,919
UMC	149	6.68	\$49,765	173	7.80	\$50,385	178	5.88	\$39,512	146	5.18	\$42,167	156	6.12	\$48,738
Valley	66	6.50	\$53,102	55	6.56	\$59,149	60	7.53	\$65,815	60	6.77	\$80,205	56	6.00	\$92,375
TOTAL	681	6.58	\$54,777	728	6.52	\$53,121	795	6.54	\$59,679	784	6.17	\$67,267	774	5.81	\$70,608
WASHOE															
Carson Tahoe	25	3.88	\$24,538	51	5.49	\$43,420	42	3.48	\$26,017	37	6.92	\$44,217	35	3.91	\$31,947
Northern Nevada	16	4.88	\$33,007	8	3.88	\$30,195	8	8.13	\$55,641	23	5.09	\$43,205	20	6.35	\$65,821
Renown Regional	118	6.56	\$28,835	109	7.28	\$32,808	132	7.34	\$40,093	128	8.11	\$47,823	101	7.44	\$49,000
Renown S. Meadows	28	4.46	\$20,821	22	4.95	\$22,561	26	4.50	\$22,789	14	3.93	\$25,702	16	4.25	\$24,914
Saint Mary's	67	6.36	\$36,489	69	6.96	\$50,677	73	6.38	\$41,666	76	5.26	\$38,356	58	5.62	\$41,364
Sierra Surgery	2	2.00	\$18,668	1	3.00	\$19,029	0	0.00	\$0	1	2.00	\$18,841	0	0.00	\$0
TOTAL	256	5.88	\$29,723	260	6.53	\$38,631	281	6.27	\$37,239	279	6.70	\$43,172	230	6.13	\$44,267
RURAL															
Battle Mountain	0	0.00	\$0	0	0.00	\$0	0	0.00	\$0	0	0.00	\$0	1	4.00	\$10,347
Boulder City	0	0.00	\$0	3	2.33	\$4,031	4	4.75	\$10,531	1	1.00	\$1,753	1	3.00	\$9,701
Carson Valley	3	2.67	\$13,124	3	6.67	\$81,052	5	3.60	\$16,920	5	3.00	\$18,236	1	3.00	\$28,167
Churchill	14	5.00	\$20,028	9	3.11	\$12,207	8	5.63	\$34,208	2	2.50	\$10,993	4	12.75	\$97,603
Desert View	0	0.00	\$0	1	6.00	\$22,521	0	0.00	\$0	0	0.00	\$0	2	1.00	\$4,577
Grover C. Dils	0	0.00	\$0	0	0.00	\$0	0	0.00	\$0	0	0.00	\$0	1	3.00	\$4,152
Humboldt	3	4.00	\$15,734	5	3.60	\$18,239	2	2.00	\$6,094	6	2.33	\$13,330	9	4.00	\$20,345
Incline Village	0	0.00	\$0	0	0.00	\$0	0	0.00	\$0	0	0.00	\$0	0	0.00	\$0
Mesa View	4	2.50	\$7,852	1	1.00	\$8,200	3	1.67	\$13,910	10	3.20	\$18,162	7	2.57	\$15,650
Mount Grant	2	1.50	\$2,145	1	3.00	\$8,485	1	1.00	\$2,169	2	2.00	\$6,958	0	0.00	\$0
Northeastern	11	4.09	\$19,105	3	3.67	\$20,906	6	3.17	\$18,293	4	4.25	\$34,541	2	3.00	\$21,736
Nye	1	6.00	\$12,341	0	0.00	\$0	0	0.00	\$0	0	0.00	\$0	0	0.00	\$0
Pershing	0	0.00	\$0	0	0.00	\$0	0	0.00	\$0	0	0.00	\$0	0	0.00	\$0
South Lyon	0	0.00	\$0	1	5.00	\$7,207	1	1.00	\$5,484	2	4.00	\$7,738	0	0.00	\$0
William Bee Ririe	4	4.00	\$10,998	1	3.00	\$10,433	4	2.75	\$13,057	1	8.00	\$54,695	3	1.33	\$7,745
TOTAL	42	4.05	\$15,932	28	3.64	\$20,567	34	3.62	\$18,351	33	3.15	\$18,144	31	4.19	\$26,171
ALL COUNTIES	979	6.29	\$46,559	1,016	6.44	\$48,515	1,110	6.38	\$52,733	1,096	6.21	\$59,654	1,035	5.83	\$63,424

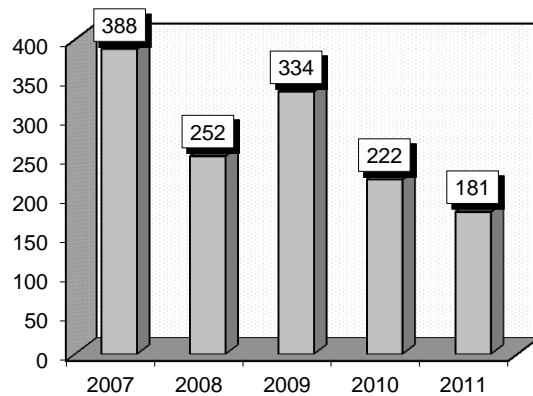
Viral Illness

Diagnoses and Procedures: that frequently accompanied viral illness were: 1) Unspecified viral infection (7999), 2) Infectious mononucleosis (75), 3) Herpes zoster with other specified complications (5379), 4) Spinal Tap (331), 4) Venous catheterization, not elsewhere classified (3893), 5) Hemodialysis (3995), 6) Transfusion of packed cells (9904).

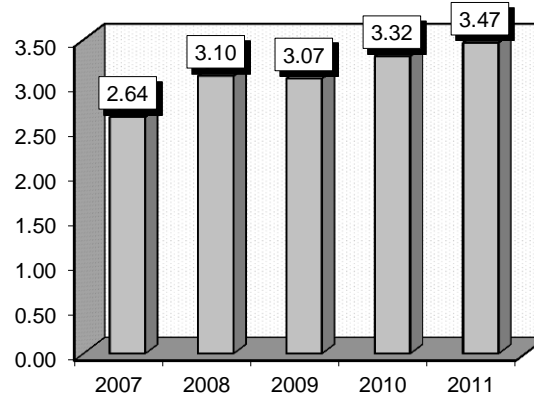
Definitions: **Viral:** virus - a minute infectious particle comprised of nucleic acid, DNA or RNA (but not both).. **Infection:** A condition where bacteria or a foreign article is introduced to the body via airborne or from a wound that has the capacity to cause tissue damage. **Mononucleosis:** Infectious disease caused by the accumulation of abnormally large white blood cells. **Herpes Zoster:** An acute inflammatory disease affecting the cerebral ganglia (encapsulated joint), ganglia of the posterior nerve roots and peripheral nerve roots. **Spinal Tap:** A medical procedure in which a needle is inserted into the lumbar (lower) region of the spinal cord and cerebrospinal fluid is extracted. The fluid is subsequently examined for the presence of disease. **Venous catheterization:** A part of the circulatory system that carries blood back to the heart. Catheterization involves placing a flexible tube into the body in order to put fluid in or remove fluid from the body. **Hemodialysis:** A procedure where the blood is cleansed from toxic substances by using a machine (dialyzer) connected to the arteries from either a shunt or fistula. **Packed cells:** A concentration of blood cells that have been separated from plasma in order to treat severe anemia without also adding excess fluid into the blood stream. Surgical removal of part or all of the synovial membrane.

Gender	2007			2008			2009			2010			2011		
	Cases	Avg LOS	Avg Bill	Cases	Avg LOS	Avg Bill	Cases	Avg LOS	Avg Bill	Cases	Avg LOS	Avg Bill	Cases	Avg LOS	Avg Bill
Male	223	2.66	\$14,229	130	2.86	\$19,551	161	2.99	\$24,555	106	3.74	\$32,391	91	3.33	\$31,135
Female	165	2.61	\$13,433	122	3.34	\$25,226	173	3.15	\$23,788	116	2.95	\$22,948	90	3.61	\$34,163
Age Group	Cases	Avg LOS	Avg Bill	Cases	Avg LOS	Avg Bill	Cases	Avg LOS	Avg Bill	Cases	Avg LOS	Avg Bill	Cases	Avg LOS	Avg Bill
Ages 0-17	270	2.41	\$9,846	107	2.32	\$10,604	143	2.16	\$11,579	106	2.36	\$13,320	76	2.28	\$14,504
Ages 18-35	43	2.30	\$20,538	30	2.87	\$26,413	45	2.93	\$24,249	37	3.81	\$36,594	32	3.38	\$35,349
Ages 36-49	23	3.65	\$24,822	31	4.65	\$41,962	39	4.49	\$38,276	17	3.35	\$27,686	19	3.32	\$30,999
Ages 50-64	24	3.13	\$21,833	39	3.26	\$28,266	52	3.83	\$34,888	26	4.65	\$43,494	19	3.11	\$33,206
Ages 65+	28	4.11	\$26,896	45	3.89	\$28,642	55	3.84	\$36,629	36	4.69	\$48,000	35	6.43	\$70,132
TOTAL	388	2.64	\$13,891	252	3.10	\$22,298	334	3.07	\$24,157	222	3.32	\$27,457	181	3.47	\$32,641

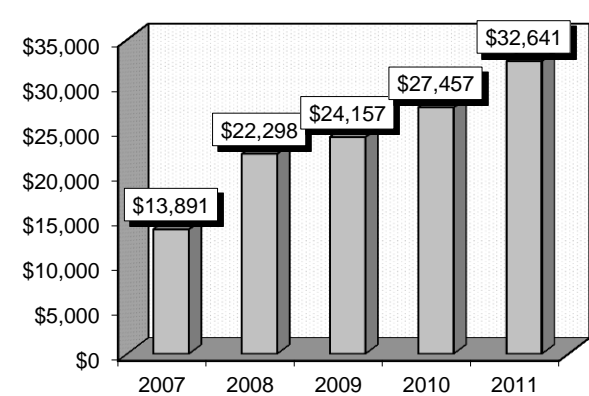
Patient Discharges



Average Length of Stay



Average Billed Charges



County / Hospital	2007			2008			2009			2010			2011		
	Cases	Avg LOS	Avg Bill	Cases	Avg LOS	Avg Bill	Cases	Avg LOS	Avg Bill	Cases	Avg LOS	Avg Bill	Cases	Avg LOS	Avg Bill
CLARK															
Centennial Hills	0	0.00	\$0	7	3.57	\$26,718	16	2.81	\$28,265	5	3.40	\$28,165	4	4.25	\$31,626
Desert Springs	10	3.80	\$28,957	14	3.71	\$24,803	14	3.57	\$27,389	1	5.00	\$27,309	3	3.33	\$38,247
Mountain View	11	3.36	\$29,872	7	3.57	\$28,030	32	3.66	\$37,165	13	3.46	\$36,882	14	3.71	\$41,596
North Vista	0	0.00	\$0	0	0.00	\$0	0	0.00	\$0	1	2.00	\$31,494	0	0.00	\$0
Southern Hills	5	2.80	\$17,539	7	3.57	\$26,046	7	2.71	\$29,316	5	1.80	\$28,430	8	2.88	\$33,711
Spring Valley	2	2.50	\$46,116	3	2.33	\$26,617	4	9.75	\$92,710	2	4.00	\$48,571	2	26.00	\$180,166
St. Rose-Rose de Lima	7	2.57	\$22,137	3	8.33	\$80,837	8	1.75	\$24,469	4	4.25	\$47,324	5	3.80	\$34,018
St. Rose-San Martin	11	2.91	\$16,851	9	4.67	\$43,379	10	3.40	\$39,562	7	4.14	\$37,931	5	2.60	\$23,751
St. Rose-Siena	45	2.60	\$12,977	18	3.89	\$30,106	36	2.50	\$22,000	20	4.65	\$46,413	29	3.48	\$25,649
Summerlin	45	2.51	\$11,683	40	3.30	\$28,758	55	2.55	\$16,044	51	3.29	\$24,749	21	2.33	\$22,960
Sunrise	86	2.40	\$13,482	42	2.81	\$18,285	33	2.52	\$20,543	24	2.42	\$25,601	24	3.58	\$54,041
UMC	63	2.56	\$11,157	35	2.43	\$14,638	41	3.63	\$23,977	26	3.19	\$24,910	27	3.74	\$26,708
Valley	7	3.71	\$36,148	3	4.67	\$40,435	11	2.45	\$21,750	5	5.00	\$53,161	5	3.60	\$68,166
TOTAL	292	2.63	\$14,943	188	3.30	\$25,103	267	3.02	\$25,344	164	3.41	\$31,046	147	3.68	\$36,241
WASHOE															
Carson Tahoe	13	2.08	\$8,432	17	2.29	\$10,810	15	3.60	\$19,194	10	1.70	\$9,665	6	1.33	\$7,953
Northern Nevada	3	1.33	\$15,187	2	2.50	\$21,125	5	2.80	\$24,034	4	4.00	\$33,482	2	3.00	\$40,111
Renown Regional	44	3.16	\$12,422	22	2.41	\$11,893	20	2.15	\$13,352	24	4.17	\$20,802	13	3.23	\$19,199
Renown S. Meadows	3	2.00	\$13,699	5	3.00	\$23,154	5	3.00	\$20,328	2	1.50	\$9,601	1	4.00	\$42,640
Saint Mary's	14	2.14	\$7,146	12	3.00	\$20,289	11	6.00	\$40,122	10	2.40	\$18,337	4	2.25	\$14,768
Sierra Surgery	0	0.00	\$0	0	0.00	\$0	0	0.00	\$0	0	0.00	\$0	0	0.00	\$0
TOTAL	77	2.68	\$10,946	58	2.55	\$14,602	56	3.43	\$21,752	50	3.20	\$18,648	26	2.65	\$18,432
RURAL															
Battle Mountain	0	0.00	\$0	1	1.00	\$821	1	1.00	\$1,396	0	0.00	\$0	0	0.00	\$0
Boulder City	0	0.00	\$0	1	4.00	\$16,519	0	0.00	\$0	0	0.00	\$0	0	0.00	\$0
Carson Valley	1	1.00	\$7,128	0	0.00	\$0	0	0.00	\$0	1	2.00	\$5,263	0	0.00	\$0
Churchill	4	2.75	\$10,268	0	0.00	\$0	1	5.00	\$22,334	0	0.00	\$0	0	0.00	\$0
Desert View	0	0.00	\$0	0	0.00	\$0	1	1.00	\$3,865	1	1.00	\$4,336	2	1.00	\$4,457
Grover C. Dils	0	0.00	\$0	0	0.00	\$0	0	0.00	\$0	0	0.00	\$0	0	0.00	\$0
Humboldt	2	2.00	\$2,363	2	1.50	\$11,039	0	0.00	\$0	0	0.00	\$0	2	2.00	\$4,150
Incline Village	0	0.00	\$0	0	0.00	\$0	0	0.00	\$0	0	0.00	\$0	0	0.00	\$0
Mesa View	1	1.00	\$6,196	0	0.00	\$0	2	3.00	\$11,017	2	2.50	\$8,799	1	6.00	\$34,260
Mount Grant	0	0.00	\$0	0	0.00	\$0	5	2.20	\$4,726	1	3.00	\$5,647	0	0.00	\$0
Northeastern	5	2.60	\$11,792	0	0.00	\$0	0	0.00	\$0	1	6.00	\$31,753	2	2.50	\$20,045
Nye	1	6.00	\$12,229	1	2.00	\$8,194	0	0.00	\$0	0	0.00	\$0	0	0.00	\$0
Pershing	1	2.00	\$5,319	0	0.00	\$0	1	3.00	\$10,220	0	0.00	\$0	0	0.00	\$0
South Lyon	0	0.00	\$0	1	2.00	\$5,185	0	0.00	\$0	0	0.00	\$0	0	0.00	\$0
William Bee Ririe	4	3.25	\$11,889	0	0.00	\$0	0	0.00	\$0	2	1.00	\$3,459	1	1.00	\$9,825
TOTAL	19	2.68	\$9,641	6	2.00	\$8,799	11	2.45	\$7,589	8	2.38	\$8,939	8	2.25	\$12,673
ALL COUNTIES	388	2.64	\$13,891	252	3.10	\$22,298	334	3.07	\$24,157	222	3.32	\$27,457	181	3.47	\$32,641

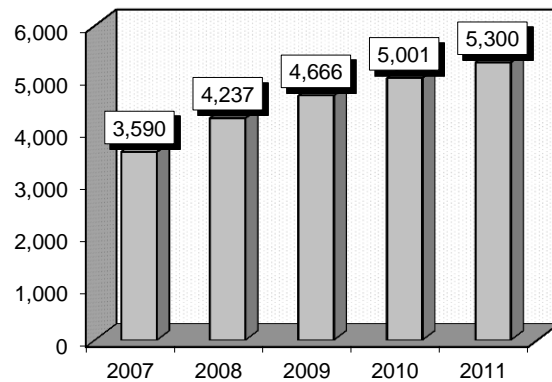
Septicemia Or Severe Sepsis

Diagnoses and Procedures: that frequently accompanied septicemia or severe sepsis were: 1) Unspecified septicemia (389), 2) Bacteremia (7907), 3) Septicemia due to escherichia coli [E. coli] (3842), 4) Other septicemia due to gram-negative organisms (3849), 4) Streptococcal septicemia (380) ,5) Methicillin resistant Staphylococcus aureus septicemia (3812),

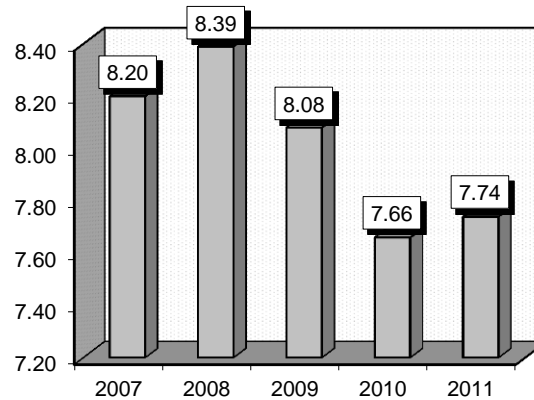
Definitions: **Septicemia:** Blood poisoning or systemic disease caused by pathogenic microorganisms infecting the blood. **Bacteremia:** Bacteria in the bloodstream. **Escherichia coli [E. coli]:** Bacteria normally found in the human or animal digestive tract. **Gram negative:** A bacterium that decolorizes in alcohol. **Streptococcal:** An organism that causes infection of the skin and other diseases. **Methicillin resistant staphylococcus auarus [MRSA]:** An organism that is highly resistant to antibiotics.

Gender	2007			2008			2009			2010			2011		
	Cases	Avg LOS	Avg Bill	Cases	Avg LOS	Avg Bill	Cases	Avg LOS	Avg Bill	Cases	Avg LOS	Avg Bill	Cases	Avg LOS	Avg Bill
Male	1,826	8.55	\$86,967	2,122	8.88	\$95,069	2,327	8.39	\$96,748	2,573	7.87	\$98,379	2,667	7.91	\$103,142
Female	1,764	7.84	\$78,680	2,115	7.90	\$82,428	2,339	7.78	\$83,982	2,428	7.44	\$86,797	2,633	7.57	\$94,523
Age Group	Cases	Avg LOS	Avg Bill	Cases	Avg LOS	Avg Bill	Cases	Avg LOS	Avg Bill	Cases	Avg LOS	Avg Bill	Cases	Avg LOS	Avg Bill
Ages 0-17	93	5.72	\$33,995	82	7.22	\$59,611	76	5.62	\$39,690	71	6.58	\$91,729	62	9.94	\$113,253
Ages 18-35	169	8.12	\$90,594	220	8.31	\$84,156	242	9.21	\$93,627	252	6.57	\$78,424	290	6.13	\$77,394
Ages 36-49	350	8.49	\$85,849	399	9.35	\$93,384	459	8.74	\$99,347	443	7.37	\$87,142	502	8.06	\$99,696
Ages 50-64	888	9.19	\$94,224	1,015	9.65	\$105,213	1,114	9.16	\$108,823	1,229	8.51	\$104,941	1,312	8.38	\$110,258
Ages 65+	2,090	7.85	\$79,140	2,521	7.78	\$82,752	2,775	7.51	\$82,546	3,006	7.48	\$89,827	3,134	7.53	\$95,656
TOTAL	3,590	8.20	\$82,895	4,237	8.39	\$88,759	4,666	8.08	\$90,349	5,001	7.66	\$92,756	5,300	7.74	\$98,860

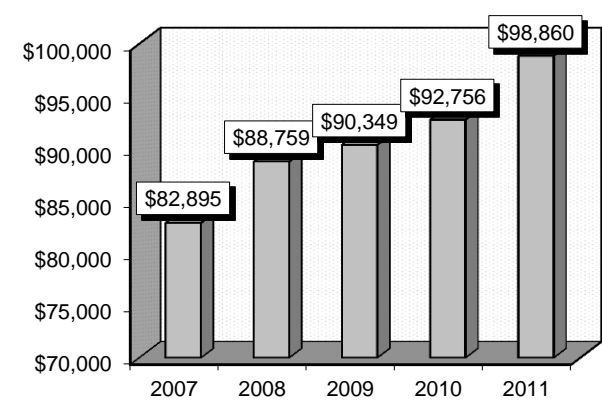
Patient Discharges



Average Length of Stay



Average Billed Charges



County / Hospital	2007			2008			2009			2010			2011		
	Cases	Avg LOS	Avg Bill	Cases	Avg LOS	Avg Bill	Cases	Avg LOS	Avg Bill	Cases	Avg LOS	Avg Bill	Cases	Avg LOS	Avg Bill
CLARK															
Centennial Hills	0	0.00	\$0	57	7.60	\$95,498	122	7.96	\$89,731	121	8.40	\$96,981	131	7.77	\$121,440
Desert Springs	292	8.60	\$98,173	314	7.79	\$98,130	324	8.39	\$108,876	356	8.93	\$126,475	295	8.67	\$135,456
Mountain View	295	8.20	\$92,024	380	8.62	\$115,549	352	8.49	\$127,694	318	8.02	\$126,763	433	8.16	\$137,412
North Vista	133	9.29	\$103,501	184	8.19	\$99,276	120	8.47	\$111,333	114	8.66	\$127,835	153	10.24	\$143,667
Southern Hills	52	12.02	\$113,425	69	9.04	\$89,594	80	8.18	\$95,493	59	8.63	\$103,602	78	9.90	\$145,302
Spring Valley	115	11.33	\$142,980	167	9.23	\$117,186	219	8.80	\$126,190	213	7.95	\$134,589	163	7.67	\$132,077
St. Rose-Rose de Lima	230	6.58	\$71,512	307	7.22	\$80,202	414	6.69	\$77,596	423	6.93	\$83,197	526	7.22	\$86,444
St. Rose-San Martin	83	8.29	\$95,471	141	8.57	\$90,407	176	7.44	\$88,121	188	6.52	\$75,970	226	6.86	\$85,231
St. Rose-Siena	253	7.04	\$81,133	282	8.30	\$90,928	343	8.07	\$95,148	403	7.05	\$91,620	296	7.24	\$94,558
Summerlin	201	7.91	\$95,981	203	7.87	\$111,321	199	7.81	\$105,952	250	7.51	\$106,595	251	7.72	\$127,845
Sunrise	389	9.07	\$101,364	379	9.89	\$119,941	357	10.19	\$133,194	476	8.37	\$126,417	478	8.39	\$134,285
UMC	167	8.45	\$91,437	213	11.03	\$104,873	228	10.94	\$111,346	217	9.64	\$102,756	265	9.86	\$101,022
Valley	293	10.98	\$128,504	255	10.35	\$132,736	249	9.31	\$138,744	275	10.03	\$154,578	296	9.15	\$159,845
TOTAL	2,503	8.72	\$99,266	2,951	8.79	\$105,536	3,183	8.52	\$109,533	3,413	8.10	\$112,643	3,591	8.20	\$120,661
WASHOE															
Carson Tahoe	143	4.71	\$36,106	159	5.42	\$36,651	200	4.86	\$35,583	248	5.08	\$38,342	265	5.13	\$41,231
Northern Nevada	71	6.99	\$53,905	63	5.76	\$55,278	66	6.71	\$58,196	64	5.89	\$57,343	88	6.10	\$65,352
Renown Regional	443	8.20	\$54,371	515	9.81	\$65,818	607	9.29	\$65,389	616	8.56	\$64,291	679	8.97	\$68,368
Renown S. Meadows	110	7.13	\$39,803	129	6.40	\$39,583	95	5.43	\$36,870	93	5.68	\$45,988	91	4.79	\$44,225
Saint Mary's	187	7.26	\$47,884	257	6.72	\$48,761	332	6.92	\$45,094	378	6.37	\$46,490	411	5.81	\$45,864
Sierra Surgery	0	0.00	\$0	0	0.00	\$0	0	0.00	\$0	0	0.00	\$0	0	0.00	\$0
TOTAL	954	7.28	\$48,647	1,123	7.86	\$54,180	1,300	7.59	\$53,171	1,399	7.04	\$53,347	1,534	7.05	\$56,045
RURAL															
Battle Mountain	0	0.00	\$0	0	0.00	\$0	0	0.00	\$0	0	0.00	\$0	0	0.00	\$0
Boulder City	14	6.21	\$14,149	16	6.13	\$15,081	13	4.23	\$10,062	15	4.20	\$10,515	3	5.67	\$14,704
Carson Valley	15	4.73	\$26,143	23	4.17	\$28,792	37	3.57	\$31,680	21	5.43	\$41,652	22	4.14	\$29,844
Churchill	5	2.20	\$10,314	9	4.44	\$22,138	6	5.33	\$20,580	12	4.33	\$22,427	18	4.28	\$28,907
Desert View	0	0.00	\$0	0	0.00	\$0	6	2.50	\$9,318	8	5.00	\$26,517	12	3.67	\$20,837
Grover C. Dils	1	2.00	\$2,434	1	3.00	\$11,123	1	3.00	\$10,785	1	4.00	\$11,300	1	12.00	\$18,697
Humboldt	4	3.25	\$8,788	6	5.17	\$19,268	1	2.00	\$19,851	2	4.50	\$51,190	5	3.40	\$16,462
Incline Village	0	0.00	\$0	0	0.00	\$0	0	0.00	\$0	0	0.00	\$0	0	0.00	\$0
Mesa View	20	4.50	\$17,563	13	3.15	\$17,641	17	3.59	\$17,666	36	3.58	\$18,268	19	3.32	\$17,966
Mount Grant	15	5.53	\$14,147	15	7.13	\$20,130	35	4.46	\$13,344	24	4.42	\$16,946	26	5.35	\$20,163
Northeastern	37	5.38	\$29,802	46	4.83	\$32,123	44	4.14	\$27,304	49	4.35	\$34,421	57	4.05	\$35,797
Nye	3	1.33	\$4,800	4	6.00	\$18,537	5	1.40	\$10,480	7	3.86	\$15,682	0	0.00	\$0
Pershing	6	8.17	\$25,368	14	3.79	\$10,783	6	4.67	\$13,348	1	6.00	\$17,662	0	0.00	\$0
South Lyon	3	2.00	\$4,017	3	2.67	\$7,946	2	3.00	\$8,886	3	3.33	\$9,493	1	3.00	\$8,710
William Bee Ririe	10	5.10	\$19,672	13	5.85	\$23,484	10	4.10	\$16,845	10	6.00	\$25,457	11	4.73	\$18,457
TOTAL	133	5.01	\$20,458	163	4.90	\$23,268	183	3.93	\$20,768	189	4.41	\$25,338	175	4.26	\$26,799
ALL COUNTIES	3,590	8.20	\$82,895	4,237	8.39	\$88,759	4,666	8.08	\$90,349	5,001	7.66	\$92,756	5,300	7.74	\$98,860

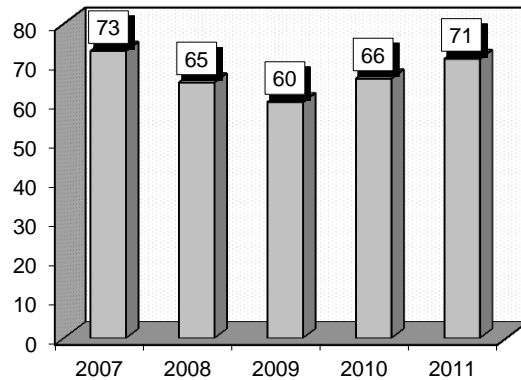
Depressive Neuroses

Diagnoses: that frequently accompanied depressive neuroses were: 1) Hypertension (4019), 2) Suicidal ideation (V6284), 3) Dysthymic disorder (3004), 4) Tobacco use disorder (3051), 5) Hyperlipidemia (2724), 6) Chronic airway obstruction (496), 7) Hypopotassemia (2768).

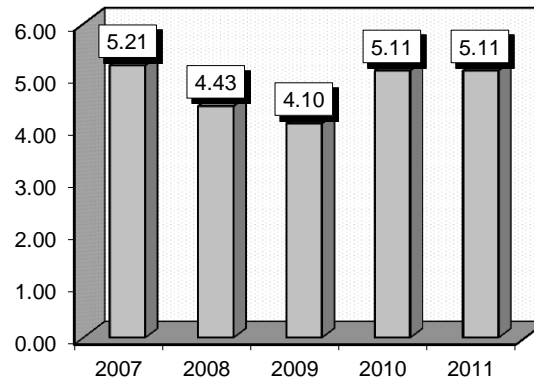
Definitions: **Depression:** A mental state characterized by a pessimistic sense of inadequacy and a despondent lack of activity. **Hypertension:** Elevated blood pressure persistently exceeding 140/90. Essential hypertension, the most common kind, has no single identifiable cause. **Dysthymic disorder:** A chronic, yet mild, form of depression; it is more prevalent and long-lasting than major depression and is associated with a significant disability in physical, social and role functioning, high healthcare utilization and poor quality of life. **Hyperlipidemia:** Excess levels of fats in the blood. These fats can be triglycerides, or cholesterol. Hyperlipidemia is often associated with increased risk of heart disease and strokes. There are genetic disorders that predispose to hyperlipidemia. **Hypopotassemia:** Disorder of fluid, electrolyte, and acid-base balance.

Gender	2007			2008			2009			2010			2011		
	Cases	Avg LOS	Avg Bill	Cases	Avg LOS	Avg Bill	Cases	Avg LOS	Avg Bill	Cases	Avg LOS	Avg Bill	Cases	Avg LOS	Avg Bill
Male	31	5.10	\$14,436	29	6.07	\$19,992	22	4.95	\$23,995	27	3.70	\$24,788	38	4.79	\$23,488
Female	42	5.29	\$21,344	36	3.11	\$14,075	38	3.61	\$18,951	39	6.08	\$23,822	33	5.48	\$29,399
Age Group	Cases	Avg LOS	Avg Bill	Cases	Avg LOS	Avg Bill	Cases	Avg LOS	Avg Bill	Cases	Avg LOS	Avg Bill	Cases	Avg LOS	Avg Bill
Ages 0-17	13	2.08	\$4,042	11	2.09	\$4,224	12	3.17	\$7,021	11	3.27	\$7,052	11	3.18	\$6,222
Ages 18-35	2	1.50	\$8,663	5	1.20	\$12,264	6	3.83	\$23,972	8	3.00	\$14,727	6	2.33	\$18,869
Ages 36-49	19	2.79	\$14,890	9	3.44	\$13,840	14	4.43	\$29,026	8	2.38	\$13,038	11	2.64	\$19,457
Ages 50-64	14	8.00	\$33,563	16	4.75	\$19,484	17	4.18	\$24,163	17	7.12	\$28,786	17	9.12	\$39,295
Ages 65+	25	7.40	\$20,852	24	6.33	\$22,599	11	4.73	\$18,438	22	6.23	\$36,785	26	5.00	\$30,731
TOTAL	73	5.21	\$18,411	65	4.43	\$16,715	60	4.10	\$20,801	66	5.11	\$24,217	71	5.11	\$26,235

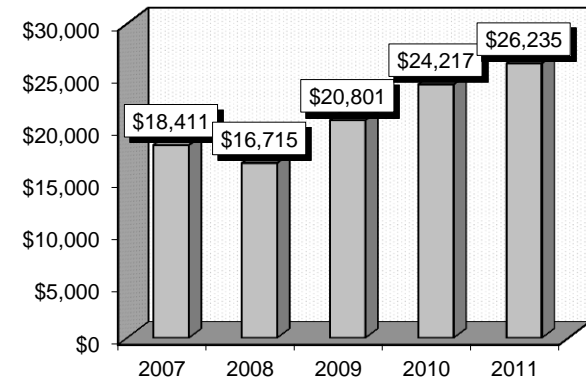
Patient Discharges



Average Length of Stay



Average Billed Charges



County / Hospital	2007			2008			2009			2010			2011		
	Cases	Avg LOS	Avg Bill	Cases	Avg LOS	Avg Bill	Cases	Avg LOS	Avg Bill	Cases	Avg LOS	Avg Bill	Cases	Avg LOS	Avg Bill
CLARK															
Centennial Hills	0	0.00	\$0	0	0.00	\$0	5	4.20	\$27,596	0	0.00	\$0	1	10.00	\$127,628
Desert Springs	1	14.00	\$2,477	3	1.67	\$15,033	2	2.00	\$22,245	3	1.00	\$16,070	2	6.50	\$29,563
Mountain View	0	0.00	\$0	1	6.00	\$43,575	3	4.00	\$20,391	2	7.00	\$28,437	3	5.00	\$26,984
North Vista	13	11.62	\$25,085	13	8.31	\$19,988	3	13.67	\$30,305	5	10.80	\$24,131	4	5.50	\$16,396
Southern Hills	0	0.00	\$0	1	1.00	\$8,732	1	5.00	\$14,620	1	4.00	\$22,992	1	7.00	\$37,078
Spring Valley	1	3.00	\$6,878	0	0.00	\$0	5	3.40	\$25,866	1	2.00	\$29,298	4	3.75	\$25,203
St. Rose-Rose de Lima	0	0.00	\$0	2	3.00	\$18,925	0	0.00	\$0	1	2.00	\$18,310	1	1.00	\$31,315
St. Rose-San Martin	2	2.50	\$20,656	1	1.00	\$9,810	1	6.00	\$10,433	0	0.00	\$0	1	1.00	\$15,193
St. Rose-Siena	3	4.00	\$22,898	3	6.33	\$33,965	1	1.00	\$7,372	4	3.75	\$29,541	0	0.00	\$0
Summerlin	0	0.00	\$0	2	1.00	\$10,086	3	1.33	\$19,358	5	4.60	\$64,128	2	6.00	\$43,453
Sunrise	3	11.33	\$41,891	1	3.00	\$30,930	3	5.33	\$41,406	1	6.00	\$41,949	1	5.00	\$27,292
UMC	18	2.11	\$8,202	15	2.20	\$7,945	12	3.33	\$14,580	14	2.86	\$7,063	16	2.88	\$6,556
Valley	7	2.86	\$15,980	3	3.33	\$16,028	8	4.50	\$24,407	2	1.00	\$16,566	6	14.17	\$80,696
TOTAL	48	5.77	\$17,305	45	4.31	\$16,115	47	4.32	\$22,315	39	4.23	\$23,310	42	5.52	\$29,070
WASHOE															
Carson Tahoe	11	5.36	\$27,992	5	5.20	\$19,839	3	1.67	\$7,065	6	12.83	\$45,192	5	4.80	\$19,339
Northern Nevada	4	4.25	\$24,546	7	5.14	\$23,767	3	7.33	\$33,295	8	6.88	\$32,901	12	4.50	\$25,378
Renown Regional	3	3.33	\$18,103	2	6.50	\$14,901	3	3.00	\$18,977	2	2.00	\$11,965	2	1.50	\$10,310
Renown S. Meadows	0	0.00	\$0	1	1.00	\$17,594	0	0.00	\$0	0	0.00	\$0	0	0.00	\$0
Saint Mary's	0	0.00	\$0	1	5.00	\$18,774	0	0.00	\$0	2	4.00	\$16,440	1	2.00	\$57,570
Sierra Surgery	0	0.00	\$0	0	0.00	\$0	0	0.00	\$0	0	0.00	\$0	0	0.00	\$0
TOTAL	18	4.78	\$25,578	16	5.06	\$20,733	9	4.00	\$19,779	18	8.00	\$32,843	20	4.15	\$23,971
RURAL															
Battle Mountain	0	0.00	\$0	0	0.00	\$0	0	0.00	\$0	1	1.00	\$2,511	0	0.00	\$0
Boulder City	0	0.00	\$0	0	0.00	\$0	0	0.00	\$0	0	0.00	\$0	0	0.00	\$0
Carson Valley	0	0.00	\$0	0	0.00	\$0	0	0.00	\$0	0	0.00	\$0	1	1.00	\$7,179
Churchill	1	3.00	\$21,933	1	2.00	\$8,868	0	0.00	\$0	1	5.00	\$19,278	0	0.00	\$0
Desert View	0	0.00	\$0	1	5.00	\$13,018	1	1.00	\$2,442	1	2.00	\$9,755	1	4.00	\$17,617
Grover C. Dils	1	3.00	\$7,328	0	0.00	\$0	1	2.00	\$3,999	0	0.00	\$0	0	0.00	\$0
Humboldt	0	0.00	\$0	1	4.00	\$4,409	0	0.00	\$0	0	0.00	\$0	0	0.00	\$0
Incline Village	0	0.00	\$0	0	0.00	\$0	0	0.00	\$0	0	0.00	\$0	0	0.00	\$0
Mesa View	1	3.00	\$13,336	0	0.00	\$0	0	0.00	\$0	1	6.00	\$16,228	0	0.00	\$0
Mount Grant	0	0.00	\$0	0	0.00	\$0	0	0.00	\$0	0	0.00	\$0	0	0.00	\$0
Northeastern	0	0.00	\$0	0	0.00	\$0	0	0.00	\$0	0	0.00	\$0	7	6.14	\$19,645
Nye	0	0.00	\$0	0	0.00	\$0	0	0.00	\$0	0	0.00	\$0	0	0.00	\$0
Pershing	0	0.00	\$0	0	0.00	\$0	0	0.00	\$0	0	0.00	\$0	0	0.00	\$0
South Lyon	0	0.00	\$0	0	0.00	\$0	0	0.00	\$0	0	0.00	\$0	0	0.00	\$0
William Bee Ririe	4	2.00	\$2,589	1	2.00	\$3,256	2	2.00	\$7,378	5	2.80	\$10,055	0	0.00	\$0
TOTAL	7	2.43	\$7,565	4	3.25	\$7,388	4	1.75	\$5,299	9	3.11	\$10,894	9	5.33	\$18,034
ALL COUNTIES	73	5.21	\$18,411	65	4.43	\$16,715	60	4.10	\$20,801	66	5.11	\$24,217	71	5.11	\$26,235

Alcohol/Drug Abuse Or Dependence

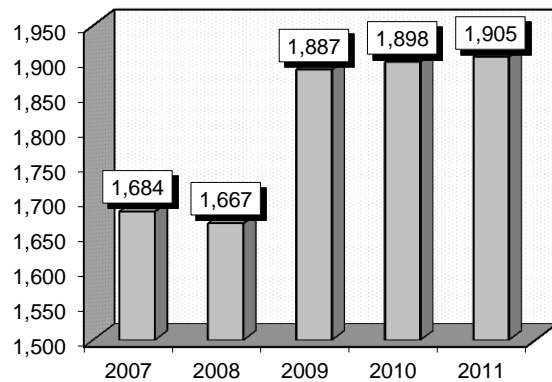
Diagnoses: that frequently accompanied alcohol and drug abuse or dependence were: 1) Tobacco use disorder (3051), 2) Hypertension (4019), 3) Alcohol withdrawal (29181), 4) Convulsions (78039), 5) Hypopotassemia (2768), 6) Opioid type dependence; continuous use (30401), 7) Alcohol withdrawal (29181), 8) Drug withdrawal (2920).

Definitions: **Hypertension:** Elevated blood pressure persistently exceeding 140/90. Essential hypertension, the most common kind, has no single identifiable cause. **Hypopotassemia:** Disorder of fluid, electrolyte, and acid-base balance. **Depression:** An abnormal emotional state characterized by exaggerated feelings of sadness, dejection, worthlessness, and hopelessness that are out of proportion to reality.

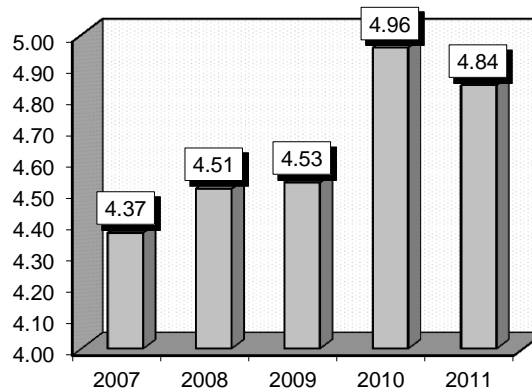
Comments: Alcohol and drug withdrawal symptoms vary from person to person. They will normally include one or more of the following: Severe headache, shakiness, hand tremors, anxiety, mood swings, depression, difficulty sleeping, nightmares, nausea, heart palpitations and loss of consciousness.

Gender	2007			2008			2009			2010			2011		
	Cases	Avg LOS	Avg Bill	Cases	Avg LOS	Avg Bill	Cases	Avg LOS	Avg Bill	Cases	Avg LOS	Avg Bill	Cases	Avg LOS	Avg Bill
Male	1,099	4.36	\$21,918	1,070	4.47	\$23,956	1,216	4.52	\$25,807	1,245	5.16	\$31,016	1,168	4.92	\$33,594
Female	585	4.40	\$18,294	597	4.57	\$21,433	671	4.55	\$22,993	653	4.60	\$22,116	737	4.71	\$25,269
Age Group	Cases	Avg LOS	Avg Bill	Cases	Avg LOS	Avg Bill	Cases	Avg LOS	Avg Bill	Cases	Avg LOS	Avg Bill	Cases	Avg LOS	Avg Bill
Ages 0-17	19	2.53	\$11,119	18	1.61	\$13,645	26	1.85	\$15,612	15	1.47	\$12,784	10	1.50	\$13,856
Ages 18-35	297	3.59	\$15,036	272	3.77	\$17,977	351	3.64	\$17,677	350	3.82	\$19,144	356	4.12	\$21,197
Ages 36-49	642	4.17	\$20,108	644	4.29	\$22,099	678	4.14	\$23,087	625	4.36	\$26,195	633	4.42	\$28,195
Ages 50-64	534	5.00	\$23,122	547	5.04	\$26,172	623	5.38	\$29,065	673	5.80	\$32,514	662	5.33	\$33,284
Ages 65+	192	4.71	\$25,292	186	5.03	\$25,509	209	5.11	\$30,804	235	6.11	\$33,659	244	5.79	\$42,192
TOTAL	1,684	4.37	\$20,659	1,667	4.51	\$23,052	1,887	4.53	\$24,806	1,898	4.96	\$27,954	1,905	4.84	\$30,373

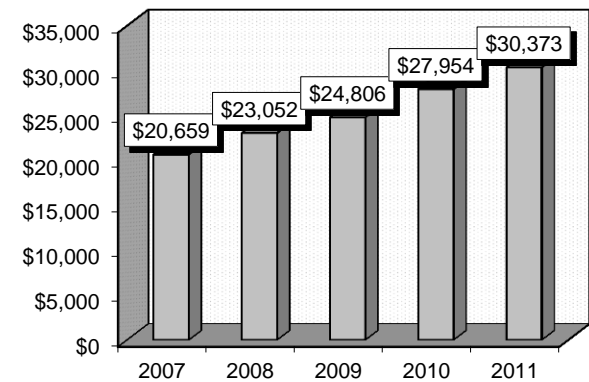
Patient Discharges



Average Length of Stay



Average Billed Charges



County / Hospital	2007			2008			2009			2010			2011		
	Cases	Avg LOS	Avg Bill	Cases	Avg LOS	Avg Bill	Cases	Avg LOS	Avg Bill	Cases	Avg LOS	Avg Bill	Cases	Avg LOS	Avg Bill
CLARK															
Centennial Hills	0	0.00	\$0	20	3.50	\$31,420	43	3.47	\$26,456	36	3.89	\$32,875	43	4.19	\$45,498
Desert Springs	57	2.91	\$19,740	49	6.06	\$38,012	70	3.10	\$23,808	63	4.35	\$34,004	66	4.26	\$36,560
Mountain View	58	3.97	\$28,641	54	4.04	\$25,180	57	3.84	\$29,831	53	3.64	\$41,910	70	4.07	\$39,914
North Vista	21	4.14	\$23,372	28	4.57	\$44,283	35	3.71	\$19,816	31	4.97	\$26,845	29	3.72	\$26,605
Southern Hills	16	4.25	\$25,152	23	3.43	\$24,646	10	6.60	\$52,872	25	3.04	\$28,546	28	2.36	\$25,374
Spring Valley	33	4.79	\$29,485	50	4.06	\$31,806	69	3.28	\$25,420	65	4.00	\$43,865	53	3.60	\$35,927
St. Rose-Rose de Lima	38	3.82	\$23,392	44	5.02	\$34,948	58	4.69	\$37,455	47	6.19	\$39,446	55	7.60	\$64,293
St. Rose-San Martin	21	3.33	\$19,441	27	3.07	\$23,732	35	4.49	\$36,181	29	2.41	\$22,405	41	3.15	\$34,328
St. Rose-Siena	57	3.95	\$27,660	26	4.92	\$29,790	39	3.38	\$29,101	58	4.02	\$34,840	66	4.48	\$37,848
Summerlin	29	3.69	\$30,890	35	3.71	\$31,376	50	4.44	\$42,175	44	4.25	\$49,212	36	2.97	\$36,536
Sunrise	125	4.27	\$32,181	131	3.16	\$24,596	115	4.62	\$34,160	133	5.84	\$42,409	327	3.90	\$30,921
UMC	166	4.55	\$29,701	149	5.02	\$32,565	192	5.64	\$40,039	174	5.41	\$32,966	162	6.43	\$40,170
Valley	292	3.41	\$14,121	285	3.62	\$22,057	263	3.11	\$18,530	293	3.75	\$26,479	79	4.11	\$39,404
TOTAL	913	3.88	\$23,547	921	4.07	\$27,860	1,036	4.08	\$29,587	1,051	4.47	\$34,033	1,055	4.46	\$37,003
WASHOE															
Carson Tahoe	279	6.13	\$16,224	272	6.67	\$15,592	352	6.20	\$15,624	355	6.82	\$16,259	378	6.49	\$17,302
Northern Nevada	160	3.98	\$13,215	137	3.42	\$13,045	115	3.57	\$15,961	77	3.56	\$20,352	70	3.56	\$23,060
Renown Regional	173	4.73	\$22,654	208	4.88	\$22,744	234	4.97	\$27,080	226	5.92	\$28,634	228	5.13	\$31,012
Renown S. Meadows	20	2.75	\$13,485	23	3.30	\$18,459	25	3.08	\$18,442	31	3.48	\$27,809	31	2.87	\$19,040
Saint Mary's	50	6.64	\$31,926	38	5.29	\$25,556	41	5.88	\$27,633	62	5.16	\$24,469	59	5.22	\$29,314
Sierra Surgery	0	0.00	\$0	0	0.00	\$0	0	0.00	\$0	0	0.00	\$0	0	0.00	\$0
TOTAL	682	5.21	\$18,220	678	5.27	\$17,927	767	5.31	\$19,903	751	5.94	\$21,557	766	5.57	\$22,905
RURAL															
Battle Mountain	0	0.00	\$0	0	0.00	\$0	1	3.00	\$3,378	0	0.00	\$0	0	0.00	\$0
Boulder City	6	3.50	\$7,303	4	1.75	\$4,944	8	2.38	\$6,565	9	1.44	\$4,167	3	3.67	\$11,636
Carson Valley	6	2.17	\$8,765	7	3.00	\$14,732	5	7.80	\$35,270	4	1.50	\$14,429	5	4.00	\$40,844
Churchill	18	2.78	\$15,641	7	2.43	\$11,511	15	2.20	\$11,683	12	3.00	\$14,435	17	2.47	\$13,449
Desert View	0	0.00	\$0	5	1.00	\$5,234	4	2.25	\$10,877	7	2.14	\$9,447	9	2.89	\$14,301
Grover C. Dils	17	4.18	\$3,592	16	3.31	\$3,160	17	4.12	\$4,250	17	3.29	\$4,410	11	4.00	\$5,186
Humboldt	0	0.00	\$0	2	2.50	\$5,002	4	5.00	\$14,314	3	4.00	\$12,002	5	1.80	\$9,637
Incline Village	0	0.00	\$0	0	0.00	\$0	0	0.00	\$0	0	0.00	\$0	0	0.00	\$0
Mesa View	5	2.80	\$16,246	7	2.71	\$14,849	7	2.14	\$9,723	18	2.89	\$13,551	10	3.60	\$16,824
Mount Grant	2	2.00	\$3,179	7	2.00	\$3,442	6	2.83	\$7,253	1	3.00	\$6,077	2	2.00	\$6,131
Northeastern	9	2.22	\$11,783	3	5.00	\$38,622	7	1.57	\$11,266	13	2.00	\$17,628	11	3.00	\$25,318
Nye	7	3.29	\$8,963	3	3.33	\$6,673	2	2.00	\$13,545	1	2.00	\$6,278	3	1.00	\$6,187
Pershing	1	1.00	\$3,319	0	0.00	\$0	0	0.00	\$0	0	0.00	\$0	1	1.00	\$2,767
South Lyon	6	1.50	\$3,353	1	3.00	\$4,855	0	0.00	\$0	1	3.00	\$9,239	0	0.00	\$0
William Bee Ririe	12	3.92	\$12,209	6	2.83	\$9,158	8	2.25	\$11,590	10	4.00	\$15,801	7	3.14	\$13,715
TOTAL	89	3.07	\$9,723	68	2.74	\$9,028	84	3.07	\$10,604	96	2.75	\$11,440	84	2.99	\$15,215
ALL COUNTIES	1,684	4.37	\$20,659	1,667	4.51	\$23,052	1,887	4.53	\$24,806	1,898	4.96	\$27,954	1,905	4.84	\$30,373

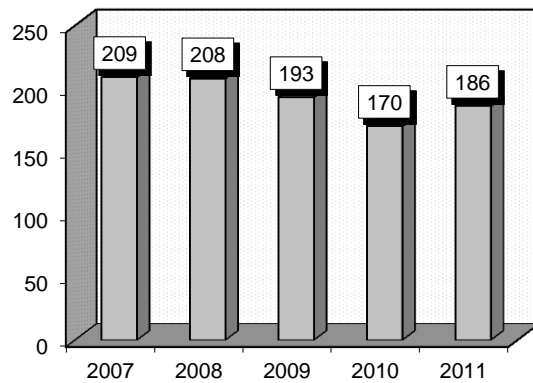
Traumatic Injury

Diagnoses and Procedures: that frequently accompanied traumatic injury were: 1) Head injury, unspecified (95901), 2) Open wound of hand except finger(s) alone, complicated (8821), 3) Open wound of knee, leg [except thigh], and ankle, complicated (8811), 4) Closure of skin and subcutaneous tissue of other sites (8659)

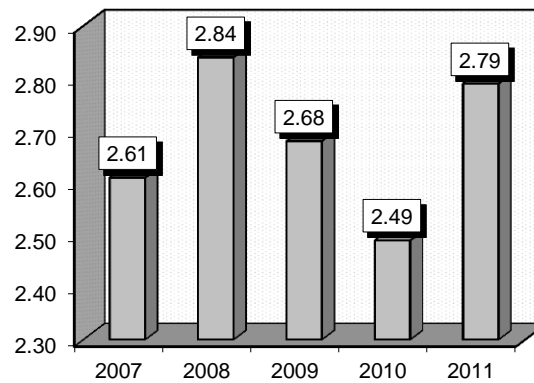
Definitions: Trauma: Serious injury or shock normally caused by an accident or violence. **Open wound:** A case where tissue that normally lies beneath the skin is exposed to air. **Closure of skin and subcutaneous tissue:** Suture or stitches used to close the injured tissue surrounding the wound.

Gender	2007			2008			2009			2010			2011		
	Cases	Avg LOS	Avg Bill	Cases	Avg LOS	Avg Bill	Cases	Avg LOS	Avg Bill	Cases	Avg LOS	Avg Bill	Cases	Avg LOS	Avg Bill
Male	120	2.45	\$26,049	126	2.78	\$26,472	111	2.60	\$24,283	101	2.58	\$24,955	103	3.17	\$30,801
Female	89	2.83	\$21,353	82	2.94	\$22,898	82	2.79	\$22,339	69	2.35	\$23,824	83	2.33	\$26,818
Age Group	Cases	Avg LOS	Avg Bill	Cases	Avg LOS	Avg Bill	Cases	Avg LOS	Avg Bill	Cases	Avg LOS	Avg Bill	Cases	Avg LOS	Avg Bill
Ages 0-17	25	1.84	\$15,467	26	2.27	\$22,244	31	1.61	\$16,748	29	1.45	\$13,386	25	1.72	\$22,954
Ages 18-35	50	2.32	\$35,710	54	2.98	\$32,490	41	2.17	\$27,185	33	2.45	\$27,017	39	1.92	\$25,892
Ages 36-49	41	2.73	\$22,927	45	3.13	\$24,421	33	3.42	\$24,089	34	2.21	\$26,309	35	3.74	\$36,643
Ages 50-64	38	3.34	\$25,664	35	2.77	\$22,515	30	3.50	\$26,730	30	2.47	\$22,625	28	3.86	\$33,538
Ages 65+	55	2.64	\$17,071	48	2.77	\$20,693	58	2.78	\$22,356	44	3.43	\$29,801	59	2.75	\$27,004
TOTAL	209	2.61	\$24,049	208	2.84	\$25,063	193	2.68	\$23,457	170	2.49	\$24,496	186	2.79	\$29,024

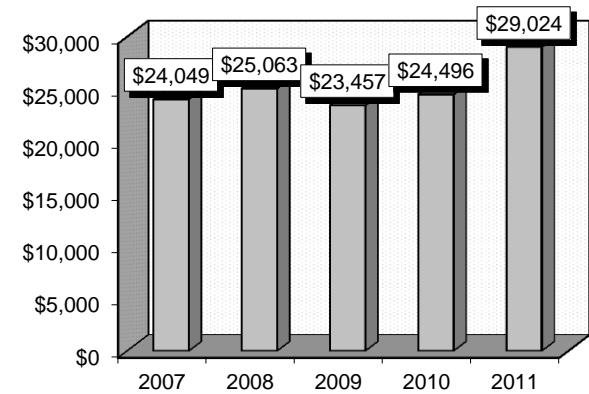
Patient Discharges



Average Length of Stay



Average Billed Charges



County / Hospital	2007			2008			2009			2010			2011		
	Cases	Avg LOS	Avg Bill	Cases	Avg LOS	Avg Bill	Cases	Avg LOS	Avg Bill	Cases	Avg LOS	Avg Bill	Cases	Avg LOS	Avg Bill
CLARK															
Centennial Hills	0	0.00	\$0	0	0.00	\$0	6	2.00	\$24,104	2	2.00	\$11,793	2	2.50	\$29,893
Desert Springs	7	5.43	\$36,114	7	1.86	\$14,466	7	2.14	\$15,641	5	3.60	\$33,792	5	10.40	\$48,753
Mountain View	7	2.71	\$20,629	7	2.29	\$18,925	5	3.00	\$25,385	6	2.17	\$24,276	9	2.00	\$24,586
North Vista	4	2.50	\$10,712	3	6.00	\$49,206	2	3.50	\$19,443	5	5.20	\$60,228	2	3.50	\$28,952
Southern Hills	0	0.00	\$0	1	2.00	\$15,409	2	1.50	\$18,097	2	2.00	\$15,608	1	1.00	\$14,047
Spring Valley	8	3.88	\$26,379	5	6.60	\$38,988	5	1.60	\$20,447	10	2.20	\$23,195	6	2.67	\$44,650
St. Rose-Rose de Lima	9	2.89	\$15,504	10	2.30	\$16,959	12	3.42	\$16,770	8	3.75	\$32,762	14	4.00	\$29,477
St. Rose-San Martin	1	1.00	\$5,234	3	3.33	\$25,382	0	0.00	\$0	2	1.50	\$13,577	1	3.00	\$62,073
St. Rose-Siena	10	1.60	\$19,685	13	1.54	\$16,739	9	2.11	\$21,028	10	1.90	\$23,731	5	1.80	\$25,882
Summerlin	6	3.33	\$32,263	6	2.00	\$20,585	9	2.56	\$24,551	8	3.13	\$36,828	8	3.13	\$28,228
Sunrise	38	1.74	\$28,165	34	2.62	\$23,507	25	1.60	\$24,042	20	2.50	\$27,536	31	2.48	\$32,590
UMC	42	2.50	\$32,053	45	3.22	\$37,832	38	2.13	\$24,783	38	1.84	\$23,445	40	1.98	\$25,595
Valley	6	1.83	\$15,286	5	1.40	\$16,421	13	4.77	\$32,369	6	1.67	\$16,936	8	2.88	\$35,711
TOTAL	138	2.49	\$26,772	139	2.79	\$27,067	133	2.45	\$23,559	122	2.41	\$26,778	132	2.81	\$30,412
WASHOE															
Carson Tahoe	6	3.67	\$16,681	8	1.63	\$6,948	8	2.88	\$12,564	4	2.00	\$16,735	7	1.86	\$11,918
Northern Nevada	3	2.33	\$9,757	4	5.00	\$24,239	1	3.00	\$12,929	3	2.00	\$14,882	0	0.00	\$0
Renown Regional	49	2.53	\$21,870	33	3.48	\$32,558	34	3.56	\$31,057	16	4.31	\$31,141	23	3.35	\$43,021
Renown S. Meadows	1	5.00	\$14,820	0	0.00	\$0	3	2.33	\$23,674	3	1.67	\$24,937	2	1.50	\$10,066
Saint Mary's	2	4.00	\$16,082	2	4.00	\$12,532	1	2.00	\$18,677	2	2.00	\$11,965	2	6.00	\$39,989
Sierra Surgery	0	0.00	\$0	0	0.00	\$0	0	0.00	\$0	0	0.00	\$0	0	0.00	\$0
TOTAL	61	2.72	\$20,458	47	3.32	\$26,639	47	3.32	\$26,789	28	3.29	\$25,306	34	3.09	\$34,501
RURAL															
Battle Mountain	0	0.00	\$0	0	0.00	\$0	0	0.00	\$0	0	0.00	\$0	0	0.00	\$0
Boulder City	2	5.50	\$7,231	3	2.33	\$6,915	1	3.00	\$1,963	5	2.80	\$4,896	3	3.00	\$8,133
Carson Valley	1	3.00	\$8,440	0	0.00	\$0	1	2.00	\$15,865	0	0.00	\$0	1	1.00	\$2,595
Churchill	0	0.00	\$0	3	2.67	\$10,408	7	3.29	\$11,235	1	1.00	\$7,291	3	3.00	\$10,796
Desert View	0	0.00	\$0	6	2.33	\$6,457	1	1.00	\$4,308	0	0.00	\$0	2	3.00	\$10,657
Grover C. Dils	0	0.00	\$0	0	0.00	\$0	0	0.00	\$0	0	0.00	\$0	0	0.00	\$0
Humboldt	1	3.00	\$3,297	1	1.00	\$10,419	0	0.00	\$0	2	1.00	\$11,481	4	1.50	\$6,508
Incline Village	0	0.00	\$0	0	0.00	\$0	0	0.00	\$0	0	0.00	\$0	0	0.00	\$0
Mesa View	0	0.00	\$0	0	0.00	\$0	1	2.00	\$6,532	3	1.33	\$6,423	0	0.00	\$0
Mount Grant	2	3.50	\$8,658	0	0.00	\$0	0	0.00	\$0	1	1.00	\$2,451	0	0.00	\$0
Northeastern	0	0.00	\$0	1	1.00	\$17,528	1	3.00	\$11,167	4	2.75	\$17,643	2	2.00	\$22,810
Nye	1	2.00	\$18,403	4	1.50	\$8,782	1	2.00	\$16,315	3	1.00	\$12,722	3	1.00	\$14,704
Pershing	2	3.50	\$7,344	1	3.00	\$10,740	0	0.00	\$0	0	0.00	\$0	1	2.00	\$5,475
South Lyon	0	0.00	\$0	0	0.00	\$0	0	0.00	\$0	0	0.00	\$0	1	3.00	\$9,000
William Bee Ririe	1	4.00	\$7,254	3	2.33	\$11,379	0	0.00	\$0	1	1.00	\$3,543	0	0.00	\$0
TOTAL	10	3.70	\$8,386	22	2.14	\$9,030	13	2.77	\$10,369	20	1.85	\$9,437	20	2.15	\$10,547
ALL COUNTIES	209	2.61	\$24,049	208	2.84	\$25,063	193	2.68	\$23,457	170	2.49	\$24,496	186	2.79	\$29,024

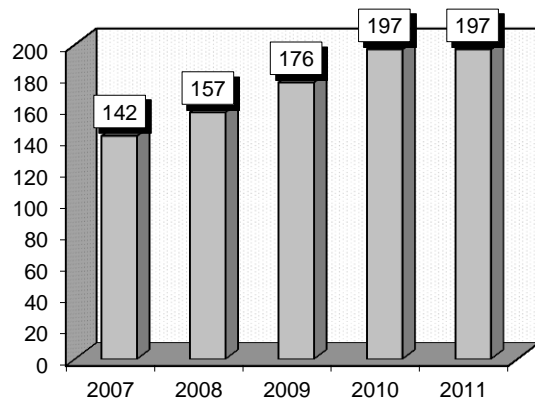
Allergic Reactions

Diagnoses and Procedures: that frequently accompanied allergic reactions were: 1) Angioneurotic edema, not elsewhere classified (9951), 2) Other anaphylactic shock, not elsewhere classified (9950), 3) Anaphylactic shock due to other specified food (99569), 4) Anaphylactic shock due to fish (99565)

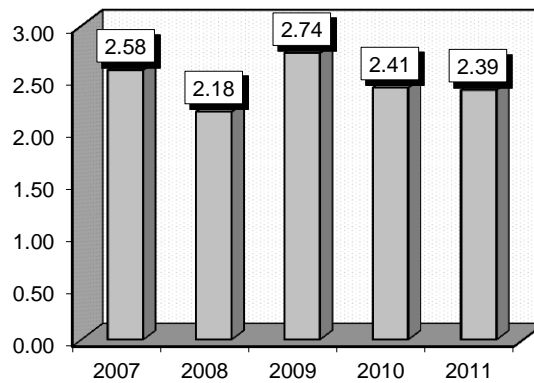
Definitions: Angioneurotic edema: Noninflammic swelling of the skin, mucous membranes, viscera (the intestines) and brain that are recur over time. **Anaphylactic Shock:** A serious, sometimes fatal, allergic reaction to drugs or food in which symptoms include a drastic decline in blood pressure, breathing difficulties, and intense itching.

Gender	2007			2008			2009			2010			2011		
	Cases	Avg LOS	Avg Bill	Cases	Avg LOS	Avg Bill	Cases	Avg LOS	Avg Bill	Cases	Avg LOS	Avg Bill	Cases	Avg LOS	Avg Bill
Male	72	2.76	\$24,848	63	1.84	\$15,304	80	2.75	\$22,813	87	1.80	\$17,110	85	2.05	\$23,320
Female	70	2.40	\$19,703	94	2.40	\$20,853	96	2.74	\$24,550	110	2.88	\$27,024	112	2.64	\$28,129
Age Group	Cases	Avg LOS	Avg Bill	Cases	Avg LOS	Avg Bill	Cases	Avg LOS	Avg Bill	Cases	Avg LOS	Avg Bill	Cases	Avg LOS	Avg Bill
Ages 0-17	14	1.36	\$5,719	6	1.33	\$4,685	19	1.84	\$8,961	21	1.29	\$7,464	20	1.40	\$11,093
Ages 18-35	9	2.56	\$14,381	26	1.54	\$10,301	19	2.26	\$24,296	17	2.00	\$15,782	16	1.44	\$15,278
Ages 36-49	25	1.80	\$14,721	25	1.60	\$13,861	31	3.48	\$24,404	37	2.03	\$19,916	39	2.56	\$23,006
Ages 50-64	46	2.98	\$25,935	47	2.30	\$19,026	48	2.85	\$29,891	60	2.23	\$19,688	54	2.30	\$26,525
Ages 65+	48	2.98	\$29,119	53	2.75	\$26,182	59	2.71	\$23,027	62	3.29	\$34,162	68	2.87	\$34,365
TOTAL	142	2.58	\$22,311	157	2.18	\$18,626	176	2.74	\$23,760	197	2.41	\$22,646	197	2.39	\$26,054

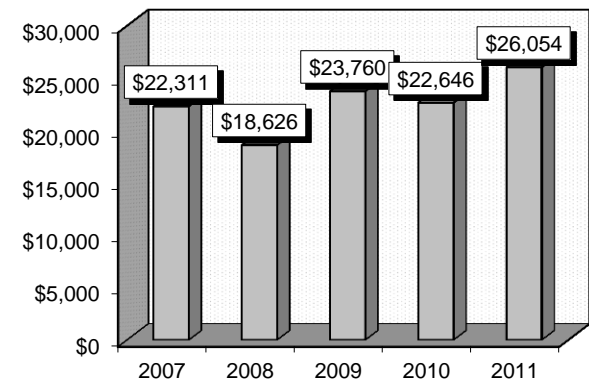
Patient Discharges



Average Length of Stay



Average Billed Charges



County / Hospital	2007			2008			2009			2010			2011		
	Cases	Avg LOS	Avg Bill	Cases	Avg LOS	Avg Bill	Cases	Avg LOS	Avg Bill	Cases	Avg LOS	Avg Bill	Cases	Avg LOS	Avg Bill
CLARK															
Centennial Hills	0	0.00	\$0	6	1.67	\$13,803	7	4.86	\$49,888	6	1.33	\$10,056	7	1.29	\$10,292
Desert Springs	10	1.30	\$8,407	5	2.20	\$21,393	4	1.50	\$12,970	12	2.42	\$19,894	7	2.29	\$28,034
Mountain View	8	1.75	\$12,958	13	4.46	\$58,609	12	3.25	\$42,708	14	1.14	\$14,083	18	2.72	\$34,260
North Vista	3	1.67	\$12,227	10	2.30	\$16,313	6	2.67	\$21,895	4	2.25	\$20,473	9	4.00	\$38,774
Southern Hills	5	2.60	\$31,030	2	1.50	\$8,059	3	1.67	\$13,040	1	2.00	\$19,153	5	1.40	\$20,579
Spring Valley	5	3.00	\$34,341	3	2.00	\$22,115	7	3.57	\$38,462	10	1.70	\$17,740	6	2.67	\$36,241
St. Rose-Rose de Lima	4	3.25	\$31,470	6	1.50	\$15,961	7	2.86	\$35,093	10	5.40	\$72,667	6	4.67	\$70,010
St. Rose-San Martin	4	2.75	\$20,692	3	2.67	\$19,702	6	4.00	\$32,831	6	1.67	\$12,658	3	2.33	\$11,948
St. Rose-Siena	12	3.92	\$38,334	14	2.64	\$20,660	15	2.20	\$14,055	25	2.52	\$23,968	27	2.44	\$24,134
Summerlin	6	3.33	\$20,929	6	2.00	\$11,512	7	2.57	\$13,072	12	3.00	\$35,723	7	1.00	\$10,169
Sunrise	27	2.00	\$19,448	21	1.81	\$15,111	20	1.70	\$18,342	20	1.75	\$19,150	28	2.71	\$36,755
UMC	23	3.09	\$26,649	18	2.17	\$18,313	23	3.61	\$29,183	27	3.67	\$29,318	27	1.41	\$13,317
Valley	9	3.44	\$39,857	9	1.56	\$12,093	13	3.15	\$21,564	8	2.00	\$18,001	10	2.60	\$33,423
TOTAL	116	2.65	\$24,502	116	2.31	\$21,261	130	2.91	\$26,282	155	2.54	\$25,315	160	2.38	\$27,849
WASHOE															
Carson Tahoe	7	2.86	\$13,687	4	1.25	\$5,600	6	2.17	\$16,921	8	1.88	\$13,296	12	2.75	\$17,733
Northern Nevada	2	2.00	\$11,029	7	1.29	\$8,308	7	1.71	\$15,659	2	1.00	\$7,552	1	3.00	\$46,470
Renown Regional	8	2.50	\$16,637	11	2.36	\$16,362	13	3.23	\$25,140	14	2.14	\$14,772	11	2.27	\$20,308
Renown S. Meadows	1	1.00	\$3,359	4	1.75	\$13,430	6	1.00	\$7,513	1	1.00	\$9,068	3	1.00	\$14,194
Saint Mary's	1	1.00	\$3,008	7	1.57	\$8,322	6	3.17	\$23,319	6	2.00	\$16,073	4	4.00	\$24,843
Sierra Surgery	0	0.00	\$0	0	0.00	\$0	0	0.00	\$0	0	0.00	\$0	0	0.00	\$0
TOTAL	19	2.42	\$13,544	33	1.76	\$11,288	38	2.42	\$19,025	31	1.94	\$13,993	31	2.58	\$20,149
RURAL															
Battle Mountain	0	0.00	\$0	0	0.00	\$0	0	0.00	\$0	0	0.00	\$0	0	0.00	\$0
Boulder City	2	1.00	\$5,574	1	2.00	\$6,667	0	0.00	\$0	2	2.50	\$14,989	0	0.00	\$0
Carson Valley	0	0.00	\$0	3	2.67	\$16,626	2	1.50	\$6,423	2	2.00	\$15,871	1	2.00	\$28,525
Churchill	1	1.00	\$2,278	1	1.00	\$7,824	0	0.00	\$0	0	0.00	\$0	1	1.00	\$3,362
Desert View	0	0.00	\$0	1	1.00	\$2,625	2	1.00	\$3,359	2	1.50	\$5,514	2	1.50	\$4,614
Grover C. Dils	0	0.00	\$0	0	0.00	\$0	0	0.00	\$0	0	0.00	\$0	0	0.00	\$0
Humboldt	0	0.00	\$0	0	0.00	\$0	0	0.00	\$0	0	0.00	\$0	1	1.00	\$5,304
Incline Village	0	0.00	\$0	0	0.00	\$0	0	0.00	\$0	0	0.00	\$0	0	0.00	\$0
Mesa View	1	1.00	\$7,067	1	1.00	\$2,050	0	0.00	\$0	1	1.00	\$3,594	1	2.00	\$5,794
Mount Grant	0	0.00	\$0	0	0.00	\$0	2	2.00	\$2,869	2	2.00	\$4,926	0	0.00	\$0
Northeastern	2	3.50	\$19,294	1	3.00	\$16,519	2	2.00	\$8,437	2	1.50	\$8,746	0	0.00	\$0
Nye	0	0.00	\$0	0	0.00	\$0	0	0.00	\$0	0	0.00	\$0	0	0.00	\$0
Pershing	1	3.00	\$9,572	0	0.00	\$0	0	0.00	\$0	0	0.00	\$0	0	0.00	\$0
South Lyon	0	0.00	\$0	0	0.00	\$0	0	0.00	\$0	0	0.00	\$0	0	0.00	\$0
William Bee Ririe	0	0.00	\$0	0	0.00	\$0	0	0.00	\$0	0	0.00	\$0	0	0.00	\$0
TOTAL	7	2.00	\$9,807	8	2.00	\$10,695	8	1.63	\$5,272	11	1.82	\$9,426	6	1.50	\$8,702
ALL COUNTIES	142	2.58	\$22,311	157	2.18	\$18,626	176	2.74	\$23,760	197	2.41	\$22,646	197	2.39	\$26,054

Poisoning & Toxic Effects Of Drugs

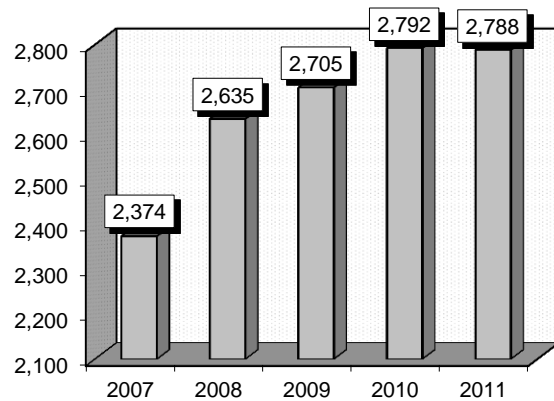
Diagnoses: that frequently accompanied poisoning and the toxic effects of drugs were: 1) Tobacco abuse disorder (3051), 2) Acute respiratory failure (51881), 3) Hypertension (4019), 4) Poisoning by psychotropic agents (969), 5) Depressive disorder (311), 6) Hypopotassemia (2768), 7) Bipolar disorder (2964-7), 8) Nondependent alcohol abuse (3050), 9) Altered mental status (78097).

Definitions: **Hypertension:** Elevated blood pressure persistently exceeding 140/90. Essential hypertension, the most common kind, has no single identifiable cause. **Psychotropic:** A drug that affects the mind, emotions, or behavior. **Hypopotassemia:** Disorder of fluid, electrolyte, and acid-base balance. **Bipolar disorder:** Previously referred to as manic depressive illness, characterized by the occurrence of mania (euphoria) alternating with bouts of depression.

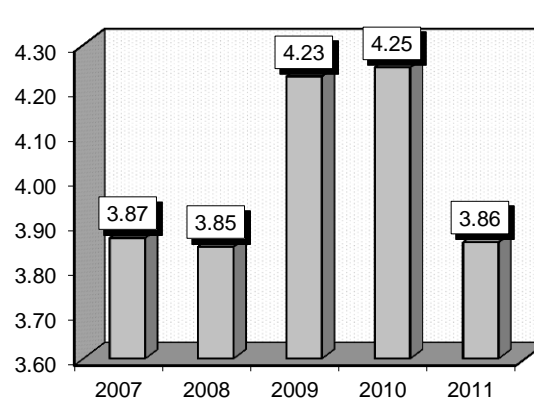
Comments: Poisoning is a condition produced by the ingestion of, injection of, inhalation of, or exposure to a poisonous substance. According to the Center for Disease Control and Prevention, a poisoning is a poison exposure that results in bodily harm. Poison exposures can occur by accident without intent, these exposures are defined as unintentional poisonings. Poison exposures can be the result of a conscious, willful decision, defined as intentional poisonings. Identification of the poison and presentation of a container label are critical to diagnosis and treatment.

Gender	2007			2008			2009			2010			2011		
	Cases	Avg LOS	Avg Bill	Cases	Avg LOS	Avg Bill	Cases	Avg LOS	Avg Bill	Cases	Avg LOS	Avg Bill	Cases	Avg LOS	Avg Bill
Male	1,006	4.16	\$34,231	1,140	4.04	\$33,959	1,253	4.28	\$36,035	1,280	4.61	\$42,849	1,287	3.79	\$40,728
Female	1,368	3.65	\$27,482	1,495	3.70	\$29,831	1,452	4.19	\$33,393	1,512	3.95	\$35,505	1,501	3.92	\$39,362
Age Group	Cases	Avg LOS	Avg Bill	Cases	Avg LOS	Avg Bill	Cases	Avg LOS	Avg Bill	Cases	Avg LOS	Avg Bill	Cases	Avg LOS	Avg Bill
Ages 0-17	240	2.27	\$12,340	242	1.81	\$11,561	288	1.86	\$13,896	247	1.58	\$13,687	231	1.81	\$14,241
Ages 18-35	676	3.52	\$27,876	731	3.53	\$27,070	757	4.25	\$34,652	783	4.38	\$37,627	797	3.62	\$38,444
Ages 36-49	706	3.99	\$32,037	726	4.19	\$36,062	761	4.43	\$35,571	671	4.56	\$39,748	683	3.84	\$39,497
Ages 50-64	508	4.79	\$39,094	627	4.46	\$37,265	608	5.08	\$41,670	730	4.79	\$44,885	686	4.76	\$49,966
Ages 65+	244	4.13	\$31,757	309	4.15	\$36,176	291	4.25	\$37,804	361	4.13	\$45,019	391	4.01	\$41,732
TOTAL	2,374	3.87	\$30,342	2,635	3.85	\$31,617	2,705	4.23	\$34,617	2,792	4.25	\$38,872	2,788	3.86	\$39,993

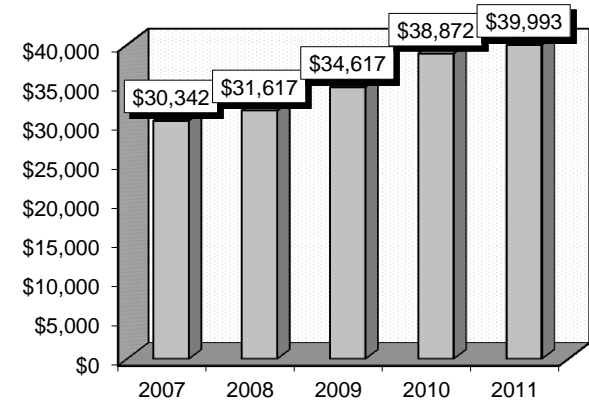
Patient Discharges



Average Length of Stay



Average Billed Charges



County / Hospital	2007			2008			2009			2010			2011		
	Cases	Avg LOS	Avg Bill	Cases	Avg LOS	Avg Bill	Cases	Avg LOS	Avg Bill	Cases	Avg LOS	Avg Bill	Cases	Avg LOS	Avg Bill
CLARK															
Centennial Hills	0	0.00	\$0	102	3.67	\$28,322	112	4.02	\$34,150	100	4.30	\$36,717	138	3.93	\$41,796
Desert Springs	75	3.72	\$33,185	94	3.18	\$27,334	81	3.62	\$29,400	101	4.38	\$38,802	108	4.19	\$39,902
Mountain View	168	4.94	\$44,257	171	4.18	\$39,225	182	4.58	\$44,367	218	4.62	\$51,126	196	3.68	\$45,071
North Vista	94	5.95	\$40,021	71	5.07	\$40,913	74	6.62	\$51,491	98	5.57	\$39,168	71	5.65	\$53,133
Southern Hills	54	3.93	\$28,670	41	3.46	\$26,816	69	5.74	\$50,553	40	4.72	\$41,451	44	2.95	\$39,356
Spring Valley	107	4.48	\$39,545	178	4.20	\$35,428	183	4.11	\$34,572	180	4.93	\$52,532	153	4.29	\$52,788
St. Rose-Rose de Lima	94	4.29	\$35,928	104	4.42	\$38,066	118	5.47	\$42,718	180	5.18	\$46,529	122	4.31	\$43,690
St. Rose-San Martin	53	2.83	\$20,595	66	3.65	\$32,846	59	4.05	\$34,508	75	3.84	\$30,933	56	3.21	\$34,988
St. Rose-Siena	171	3.70	\$28,009	181	3.52	\$28,510	170	3.74	\$33,400	188	3.78	\$36,012	180	3.81	\$47,089
Summerlin	109	3.32	\$31,271	120	3.37	\$34,615	147	3.27	\$36,138	129	2.70	\$30,012	132	3.42	\$42,469
Sunrise	269	4.49	\$34,910	310	4.26	\$35,115	329	5.34	\$42,423	329	6.25	\$54,312	394	4.94	\$50,477
UMC	308	3.29	\$26,695	261	3.48	\$27,158	261	4.22	\$30,257	231	3.10	\$26,829	258	3.50	\$31,375
Valley	173	5.13	\$39,479	183	5.35	\$52,240	182	3.97	\$39,081	174	4.85	\$59,679	168	3.74	\$53,289
TOTAL	1,675	4.19	\$33,776	1,882	4.03	\$34,777	1,967	4.47	\$38,099	2,043	4.60	\$43,796	2,020	4.07	\$44,950
WASHOE															
Carson Tahoe	135	2.18	\$19,743	111	2.77	\$20,340	109	1.99	\$16,782	104	2.32	\$20,869	139	2.44	\$21,474
Northern Nevada	72	3.68	\$24,013	61	3.26	\$26,893	59	3.36	\$24,168	75	3.53	\$32,436	57	2.44	\$29,152
Renown Regional	268	3.41	\$24,799	337	4.07	\$28,560	371	4.42	\$30,973	347	3.93	\$28,935	369	4.13	\$31,600
Renown S. Meadows	30	3.37	\$30,906	23	2.91	\$22,358	19	2.37	\$23,161	21	1.38	\$17,587	12	3.75	\$22,411
Saint Mary's	94	3.89	\$25,056	95	3.46	\$24,607	88	4.19	\$29,058	84	3.86	\$28,600	100	3.10	\$25,580
Sierra Surgery	0	0.00	\$0	0	0.00	\$0	0	0.00	\$0	0	0.00	\$0	0	0.00	\$0
TOTAL	599	3.24	\$23,911	627	3.63	\$26,116	646	3.82	\$27,466	631	3.52	\$27,599	677	3.48	\$28,263
RURAL															
Battle Mountain	0	0.00	\$0	1	3.00	\$4,290	2	3.00	\$11,943	0	0.00	\$0	0	0.00	\$0
Boulder City	7	1.86	\$6,658	8	2.63	\$7,350	4	2.50	\$7,097	3	1.00	\$7,394	0	0.00	\$0
Carson Valley	15	4.27	\$26,550	20	1.90	\$14,715	4	3.25	\$13,715	9	3.22	\$28,065	8	1.50	\$10,570
Churchill	24	1.33	\$7,816	35	2.11	\$11,256	23	1.78	\$10,846	25	1.56	\$10,368	10	1.90	\$10,631
Desert View	0	0.00	\$0	6	1.67	\$4,536	8	1.50	\$5,304	15	2.67	\$9,697	4	1.75	\$6,926
Grover C. Dils	0	0.00	\$0	2	4.00	\$15,491	1	2.00	\$4,845	2	3.50	\$15,732	1	1.00	\$4,636
Humboldt	3	4.00	\$9,599	2	2.50	\$5,821	2	1.50	\$5,738	3	1.33	\$7,097	9	2.33	\$21,944
Incline Village	0	0.00	\$0	1	2.00	\$6,949	0	0.00	\$0	0	0.00	\$0	0	0.00	\$0
Mesa View	9	1.56	\$9,270	13	2.00	\$9,904	20	2.05	\$9,269	14	1.36	\$11,869	11	1.82	\$12,214
Mount Grant	3	1.00	\$2,594	2	5.50	\$15,800	2	1.50	\$2,840	4	5.50	\$19,429	1	2.00	\$5,010
Northeastern	21	1.86	\$10,360	21	2.33	\$18,588	17	2.12	\$16,176	30	2.13	\$19,529	40	2.27	\$23,314
Nye	2	1.00	\$3,844	6	1.50	\$8,053	3	1.33	\$7,171	3	1.33	\$5,213	3	1.00	\$8,855
Pershing	3	7.33	\$19,829	1	1.00	\$7,186	1	7.00	\$20,306	0	0.00	\$0	0	0.00	\$0
South Lyon	4	1.75	\$3,986	2	1.00	\$3,079	1	1.00	\$1,902	0	0.00	\$0	0	0.00	\$0
William Bee Ririe	9	2.11	\$9,011	6	2.33	\$7,376	4	1.25	\$7,748	10	1.70	\$6,195	4	1.00	\$12,118
TOTAL	100	2.27	\$11,342	126	2.17	\$11,784	92	2.00	\$10,392	118	2.10	\$13,894	91	1.98	\$17,227
ALL COUNTIES	2,374	3.87	\$30,342	2,635	3.85	\$31,617	2,705	4.23	\$34,617	2,792	4.25	\$38,872	2,788	3.86	\$39,993

