

Nevadans
Have...

HEALTHY NEVADANS 2010

**Personal
Health
Choices**

2006-2010
Twenty-Third Edition



Center for Health Information Analysis
University of Nevada, Las Vegas

Bureau of Health Statistics,
Planning and Emergency Response
Division of Health
Department of Health and Human Services
State of Nevada

Table of Contents

Foreword	i
Acknowledgments	ii
Introduction	iii
Factors to Consider in Reviewing this Report	iv
General Acute Care Hospitals	v
Specific Listing of DRG Tables by MDC	vi - vii
Discussion and Graphics: 50 Diagnostic Related Groups	1 - 100

FOREWORD

Personal Health Choices is a joint publication of the Center for Health Information Analysis (CHIA) and the Department of Health and Human Services, Nevada State Health Division, Bureau of Health Statistics, Planning and Emergency Response. The report presents Acute Care Hospital Inpatient Discharge Billing Records data for 50 common medical and surgical diagnoses by DRG (Diagnosis-Related Group) as reported by 34 of Nevada's acute care hospitals that discharged patients within the period of 2006 to 2010.

These data are available through the standard Uniform Billing form, which is utilized by hospitals to bill for their hospital charges. These data include patients who were admitted to a hospital as an inpatient, but do not include patients who were treated and released from the emergency room. It includes information about patients discharged from non-federal acute care hospitals in Nevada. These data identify billed charges, not the actual payments received by the hospital.

The data were compiled by CHIA using information from inpatient hospital billing records. This information was gathered and analyzed as part of a contractual agreement between the Department of Health and Human Services and the University under the authority granted in Section 439B of the Nevada Revised Statutes.

Personal Health Choices has been published annually since 1988 except for the 1991 and 1992 editions which were published concurrently in February 1994.

An electronic copy of this publication can be downloaded from http://www.unlv.edu/Research_Centers/chia

Bureau of Health Planning and Statistics
Nevada State Health Division
4150 Technology Way, Suite 104
Carson City, NV 89706
Telephone: (775) 684-4170
1-800-992-0900, Ext. 4-4170

Personal Health Choices
Twenty Third Edition, 2006-2010
Published June, 2011

PERSONAL HEALTH CHOICES: 2006-2010

ACKNOWLEDGMENTS

The following individuals are recognized for the preparation, editing and review of PERSONAL HEALTH CHOICES

University of Nevada, Las Vegas
School of Community Health Sciences
Center for Health Information Analysis

Mary Guinan, MD, PhD, Founding Dean
Shawn Gerstenberger, PhD, Principal Investigator
Joseph Greenway, MPH, Director

Nevada State Health Division
Bureau of Health Statistics, Planning and Emergency Response

Luana J. Ritch, PhD, Bureau Chief
Jay Kvam, MSPH, Biostatistician

Nevada Department of Health and Human Resources
Division of Health Care Financing and Policy

Charles Duarte, MBA, Administrator
Janice Prentice, Acting Chief

Nevada State Health Division
Richard Whitley, MS, Administrator

Department of Health and Human Services
Michael J. Willden, Director

INTRODUCTION

This twenty third edition of Personal Health Choices compares 34 of Nevada's acute care hospitals with respect to 50 common medical diagnoses and surgical procedures, defined by Diagnosis Related Groups (DRGs: see below). The definitions to all DRG's can be found on the narrative page for each DRG. Each diagnosis and procedure in this publication may be based on an individual DRG or multiple related DRGs.

THE DIAGNOSIS RELATED GROUP (DRG) SYSTEM

Diagnosis Related Group (DRG), is a classification system that is based on principal and secondary disease diagnoses, medical and surgical procedures, complications, comorbidities (coexisting conditions), age and discharge status. The DRG system is complex in its construction, and is based upon documentation in the patient's medical record. DRGs are divided into 25 exclusive categories referred to as major diagnostic categories (MDCs). DRGs enable hospitals to recover the appropriate reimbursement for services rendered, evaluate the quality of care and assist in evaluating utilization of services. The DRG system's groups classify patients with similar utilization of hospital resources and length of stay patterns. Each DRG represents the average resources needed to treat patients grouped to that DRG compared to the national average of resources to treat all Medicare patients. Hospitals are reimbursed at a flat rate based on the theory that patients with similar illnesses undergoing similar procedures will require similar care. The primary outcome of the DRG system is that the more efficiently a hospital delivers care, the greater its operating margin will be.

INFORMATION LEVEL

Personal Health Choices is intended as a source of information regarding the billed charges of acute care hospitals in Nevada, and should not be construed as a definitive guide for selecting a hospital in order to receive inpatient medical care. The financial information in this report is based on billed charges rather than the amount actually collected on discharged patients per DRG. Billed charges and collected charges can differ significantly. This report provides the reader information about one component of healthcare pricing - inpatient hospitalization. Hospital outpatient services as well as professional physician and other non-hospital inpatient ancillary healthcare services are not covered in this report.

CREDIT DUE: Google Web was extensively used to obtain definitions for medical terms. This can be accessed by typing, 'define: term' in the Google search box.

FACTORS TO CONSIDER IN REVIEWING THIS REPORT

The information provided in this report is formatted so as to present narrative and tabular data on the first page and detailed tabular data on the second. This report covers a five-year trend line for DRG-related data. DRG's are sometimes broken down by age factors and/or presence of comorbidity. Comorbidity or comorbid conditions are defined as two or more coexisting medical conditions.

The first page of each selected DRG presents gender and age breakdowns of the overall hospital inpatient population, factored by the total number of discharges, average length of hospital stay and average billed charges. The age categories consist of 0-17, 18-35, 36-49, 50-64, and 65+. These age categories were selected to best illustrate the impact of the disease diagnoses and medical and surgical procedures on the populations affected. The narrative information on the first page for each DRG is based on the available data and may contain information on specific diagnoses and surgical procedures involved in the treatment of the patient. These diagnoses and procedures may not always be directly related to the primary ailment. The second page examines specific hospitals in Clark, Washoe and the Rural counties. with regard to total discharges, average length of stays, and average billed charges.

It should be noted that, when comparing hospitals as to average length of stay and billed charges, information based on small numbers of cases cannot provide a reliable statistical base upon which information can reflect a given hospital's experience. Further, physician charges (including those of surgeons) are normally separate from hospital charges, except in rural areas where some physician services -- such as radiology, anesthesia, and laboratory tests -- may be included in the hospital charges.

Beginning October 1, 2007 the DRG numbering was changed. In order to do a clean crosswalk between the old number system and the new, this edition of Choices uses multiple, related DRGs on many of the pages. In order to crosswalk the two sets of DRGs, at times, age and severity measures were removed.

HOSPITAL NAME CHANGES

Incline Village was previously known as Tahoe Hospital, then Tahoe Forest

Northeastern was previously known as Elko General

North Vista was previously known as Lake Mead

Renown Regional was previously known as Washoe Medical

Renown South Meadows was previously known as Washoe Village, then Washoe South Meadows

GENERAL ACUTE CARE HOSPITALS

Hospital Name	Address	Phone	Beds	County
Battle Mountain General Hospital	535 Humboldt St., Battle Mountain, NV 89820	(775) 635-2550	25	Lander
Boulder City Hospital	901 Adams Blvd., Boulder City, NV 89005	(702) 293-4111	67	Clark
Carson Tahoe Regional Medical Center	1600 Medical Parkway, Carson City, NV 89703	(775) 445-8000	172	Carson
Carson Valley Medical Center	1107 Highway 395, Gardnerville, NV 89410	(775) 782-1500	23	Douglas
Centennial Hills Hospital Medical Center	6900 N. Durango Drive, Las Vegas, NV 89149	(702) 835-9700	171	Clark
Churchill Community Hospital	801 E. Williams Ave., Fallon, NV 89406	(775) 423-3151	40	Churchill
Desert Springs Hospital	2075 E. Flamingo Rd., Las Vegas, NV 89119	(702) 369-7610	286	Clark
Desert View Regional Medical Center	360 S. Lola Ln, Pahrump, NV 89048	(775) 751-7500	24	Nye
Grover C. Dils Medical Center	700 N. Spring St., Caliente, NV 89008	(775) 726-3171	20	Lincoln
Humboldt General Hospital	118 E. Haskell St., Winnemucca, NV 89445	(775) 623-5222	22	Humboldt
Incline Village Community Hospital	880 Alder Ave., Incline Village, NV 89451	(775) 833-4100	4	Washoe
Mesa View Regional Hospital	1299 Bertha Howe Ave., Mesquite, NV 89027	(702) 346-8040	25	Clark
Mount Grant General Hospital	1st. & A St., Hawthorne, NV 89415	(775) 945-2461	35	Mineral
Mountain View Hospital	3100 N. Tenaya Way, Las Vegas, NV 89128	(702) 255-5000	235	Clark
North Vista Hospital	1409 E. Lake Mead Blvd. North Las Vegas, NV 89030	(702) 649-7711	175	Clark
Northeastern Nevada Regional Hospital	2001 Errecart Blvd., Elko, NV 89801	(775) 738-5151	75	Elko
Northern Nevada Medical Center	2375 E. Prater Way, Sparks, NV 89434	(775) 356-4001	100	Washoe
Nye Regional Medical Center	825 Erie Main St., Tonopah, NV 89409	(775) 482-6233	44	Nye
Pershing General Hospital	855 6th. Street, Lovelock, NV 89419	(775) 273-2621	47	Pershing
Renown Regional Medical Center	1155 Mill St. Reno, NV 89502	(775) 982-4511	808	Washoe
Renown South Meadows Medical Center	10101 Double R Blvd., Reno, NV 89521	(775) 982-7000	76	Washoe
Saint Mary's Regional Medical Center	235 W. Sixth St., Reno, NV 89503	(775) 770-3000	380	Washoe
Saint Rose Dominican Hospitals Rose de Lima Campus	102 E. Lake Mead Drive, Henderson, NV 89015	(702) 616-5000	145	Clark
Saint Rose Dominican Hospitals San Martin Campus	8280 W. Warm Springs Rd. Las Vegas, NV 89113	(702) 616-5509	147	Clark
Saint Rose Dominican Hospitals Siena Campus	3001 St. Rose Parkway., Henderson, NV 89052	(702) 616-5000	219	Clark
Sierra Surgery Hospital	1400 Medical Parkway, Carson City, NV 89703	(775) 883-1700	15	Carson
South Lyon Medical Center	213 Whitacre, Yerington, NV 89447	(775) 463-2301	63	Lyon
Southern Hills Hospital & Medical Center	9300 W. Sunset, Las Vegas, NV 89148	(702) 855-1850	139	Clark
Spring Valley Hospital Medical Center	5400 S. Rainbow Blvd., Las Vegas, NV 89118	(702) 853-3333	231	Clark
Summerlin Hospital Medical Center	657 Town Center Dr., Las Vegas, NV 89144	(702) 233-7000	455	Clark
Sunrise Hospital & Medical Center	3186 S. Maryland Parkway, Las Vegas, NV 89109	(702) 731-8000	700	Clark
University Medical Center of Southern Nevada	1800 W. Charleston Blvd., Las Vegas, NV 89102	(702) 383-2000	541	Clark
Valley Hospital Medical Center	620 Shadow Lane, Las Vegas, NV 89106	(702) 388-4000	404	Clark
William Bee Ririe Hospital	1500 Avenue H, Ely, NV 89301	(775) 289-3001	25	White Pine

Specific Listing of DRG Tables by Major Diagnostic Category (MDC)

DRG	MDC 01 - Diseases & Disorders of the Nervous System	Pages
012	DEGENERATIVE NERVOUS SYSTEM DISORDERS	1-2

DRG	MDC 04 - Diseases & Disorders of the Respiratory System	Pages
075	MAJOR CHEST PROCEDURES	3-4
079,080,081	RESPIRATORY INFECTIONS & INFLAMMATIONS	5-6
082	RESPIRATORY NEOPLASMS	7-8
083,084	MAJOR CHEST TRAUMA	9-10
087	PULMONARY EDEMA & RESPIRATORY FAILURE	11-12
088	CHRONIC OBSTRUCTIVE PULMONARY DISEASE	13-14
089,090,091	SIMPLE PNEUMONIA & PLEURISY	15-16
096,097,098	BRONCHITIS & ASTHMA	17-18

DRG	MDC 05 - Diseases & Disorders of the Circulatory System	Pages
104,105	CARDIAC VALVE & OTHER MAJOR CARDIOTHORACIC PROCEDURES	19-20
106	CORONARY BYPASS WITH PTCA	21-22
110,111	MAJOR CARDIOVASCULAR PROCEDURES	23-24
121,122	CIRCULATORY DISORDERS WITH ACUTE MYOCARDIAL INFARCTION, DISCHARGED ALIVE	25-26
123	CIRCULATORY DISORDERS WITH ACUTE MYOCARDIAL INFARCTION, EXPIRED	27-28
127	HEART FAILURE & SHOCK	29-30
129	CARDIAC ARREST, UNEXPLAINED	31-32
130,131	PERIPHERAL VASCULAR DISORDERS	33-34
132,133	ATHEROSCLEROSIS	35-36
134	HYPERTENSION	37-38
135,136,137	CARDIAC CONGENITAL & VALVULAR DISORDERS	39-40
138,139	CARDIAC ARRHYTHMIA & CONDUCTION DISORDERS	41-42
140	ANGINA PECTORIS	43-44
143	CHEST PAIN	45-46

DRG	MDC 06 - Diseases & Disorders of the Digestive System	Pages
146,147	RECTAL RESECTION	47-48
149,569,570	MAJOR SMALL & LARGE BOWEL PROCEDURES	49-50
152,153	MINOR SMALL & LARGE BOWEL PROCEDURES	51-52
174,175	GASTROINTESTINAL HEMORRHAGE	53-54
180,181	GASTROINTESTINAL OBSTRUCTION	55-56

DRG	MDC 07 - Diseases & Disorders of the Hepatobiliary System	Pages
202	CIRRHOSIS & ALCOHOLIC HEPATITIS	57-58
493,494	LAPAROSCOPIC CHOLECYSTECTOMY	95-96

Specific Listing of DRG Tables by Major Diagnostic Category (MDC)

DRG	MDC 08 - Diseases & Disorders of the Musculoskeletal System	Pages
210,211,212	HIP & FEMUR PROCEDURES EXCEPT MAJOR JOINT	59-60
243	MEDICAL BACK PROBLEMS	61-62
499,500	BACK & NECK PROCEDURES EXCEPT SPINAL FUSION	97-98
DRG	MDC 09 - Diseases & Disorders of the Skin and Breast	Pages
257,258	TOTAL MASTECTOMY FOR MALIGNANCY	63-64
DRG	MDC 10 - Endocrine, Nutritional and Metabolic	Pages
288	OPERATING ROOM PROCEDURES FOR OBESITY	65-66
294,295	DIABETES	67-68
300,301	ENDOCRINE DISORDERS	69-70
DRG	MDC 11 - Diseases & Disorders of the Kidney & Urinary Tract	Pages
304,305	KIDNEY AND URETER PROCEDURES FOR NON-NEOPLASM	71-72
306,307	PROSTATECTOMY	73-74
316	RENAL FAILURE	75-76
317	ADMIT FOR RENAL DIALYSIS	77-78
DRG	MDC 14 - Pregnancy, Childbirth and the Puerperium	Pages
370	CESAREAN SECTION WITH COMPLICATIONS	79-80
371	CESAREAN SECTION WITHOUT COMPLICATIONS	81-82
372	VAGINAL DELIVERY WITH COMPLICATING DIAGNOSES	83-84
373	VAGINAL DELIVERY WITHOUT COMPLICATING DIAGNOSES	85-86
382	FALSE LABOR	87-88
DRG	MDC 15 - Newborns and Other Neonates in Perinatal Period	Pages
391	NORMAL NEWBORN	89-90
DRG	MDC 19 - Mental Diseases and Disorders	Pages
426	DEPRESSIVE NEUROSES	91-92
DRG	MDC 20 - Alcohol/Drug use Disorders	Pages
521,522,523	ALCOHOL/DRUG ABUSE OR DEPENDENCE	99-100
DRG	MDC 21 - Injuries, Poisonings & Toxic Effects of Drugs	Pages
449,450,451	POISONING & TOXIC EFFECTS OF DRUGS	93-94

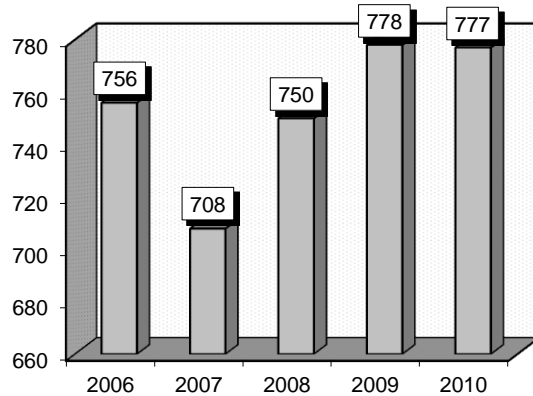
DEGENERATIVE NERVOUS SYSTEM DISORDERS

Associated Diagnoses: Diagnoses that frequently accompanied degenerative nervous system disorders were: 1) Unspecified hypertension (4019), 2) Alzheimer's disease (3310), 3) Dementia with behavioral disturbance (29411), 4) Dementia without behavioral disturbance (29410), 5) Depressive disorder NEC (311).

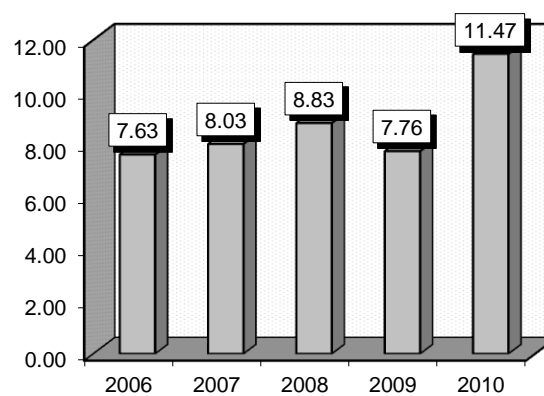
Definitions:
Hypertension: Elevated blood pressure persistently exceeding 140/90. Essential hypertension, the most common kind, has no single identifiable cause.
Alzheimer's disease: A progressive mental deterioration characterized by confusion, disorientation, restlessness, and hallucinations. Only palliative treatment is available.
Dementia: A progressive organic mental disorder characterized by chronic confusion, disorientation, stupor, impaired judgment and impulses. Organic forms of dementia are generally considered irreversible, progressive and incurable. However, conditions that cause the decline may be treatable or partially reversible.
Depression: An abnormal emotional state characterized by exaggerated feelings of sadness, dejection, worthlessness, emptiness and hopelessness that are out of proportion to reality.

Gender	2006			2007			2008			2009			2010		
	Cases	Avg LOS	Avg Bill	Cases	Avg LOS	Avg Bill	Cases	Avg LOS	Avg Bill	Cases	Avg LOS	Avg Bill	Cases	Avg LOS	Avg Bill
Male	357	7.52	\$32,789	318	8.06	\$38,605	369	8.62	\$43,472	362	7.59	\$40,508	375	9.52	\$54,588
Female	399	7.72	\$31,671	390	8.00	\$35,396	381	9.03	\$43,676	416	7.91	\$44,124	402	13.29	\$53,865
Age Group	Cases	Avg LOS	Avg Bill	Cases	Avg LOS	Avg Bill	Cases	Avg LOS	Avg Bill	Cases	Avg LOS	Avg Bill	Cases	Avg LOS	Avg Bill
Ages 0-17	9	4.22	\$33,134	8	3.00	\$18,758	8	2.50	\$11,642	7	2.00	\$16,168	7	1.43	\$15,831
Ages 18-35	21	3.90	\$36,157	24	4.79	\$37,683	32	6.03	\$63,618	21	4.48	\$52,889	22	9.14	\$72,007
Ages 36-49	52	5.71	\$28,742	47	5.77	\$42,603	44	6.75	\$36,549	53	5.72	\$40,523	49	6.59	\$58,208
Ages 50-64	112	7.10	\$34,563	106	6.12	\$30,469	97	8.23	\$47,794	103	6.55	\$45,339	104	13.92	\$51,175
Ages 65+	562	8.10	\$31,885	523	8.84	\$37,847	569	9.33	\$42,722	594	8.34	\$42,050	595	11.65	\$54,210
TOTAL	756	7.63	\$32,199	708	8.03	\$36,837	750	8.83	\$43,576	778	7.76	\$42,441	777	11.47	\$54,214

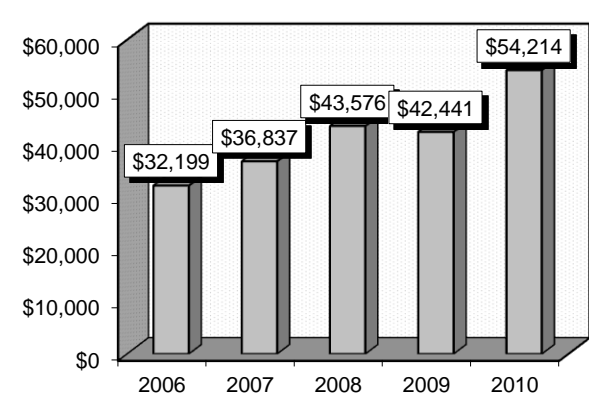
Patient Discharges



Average Length of Stay



Average Billed Charges



County / Hospital	2006			2007			2008			2009			2010		
	Cases	Avg LOS	Avg Bill	Cases	Avg LOS	Avg Bill	Cases	Avg LOS	Avg Bill	Cases	Avg LOS	Avg Bill	Cases	Avg LOS	Avg Bill
CLARK															
Centennial Hills	0	0.00	\$0	0	0.00	\$0	15	5.00	\$32,321	21	6.71	\$43,832	12	3.50	\$34,914
Desert Springs	39	4.26	\$21,228	43	6.60	\$38,017	40	5.65	\$41,143	43	6.44	\$44,658	30	4.23	\$35,987
Mountain View	36	5.64	\$32,240	35	5.09	\$32,645	28	5.68	\$40,951	34	4.26	\$35,316	39	4.59	\$41,999
North Vista	35	11.26	\$27,022	24	7.08	\$28,110	8	13.00	\$37,669	6	11.17	\$35,572	11	10.36	\$71,068
St. Rose-Rose de Lima	24	5.25	\$31,596	15	5.00	\$33,356	11	4.09	\$24,279	18	5.22	\$31,164	17	7.94	\$50,437
St. Rose-San Martin	0	0.00	\$0	7	3.86	\$26,814	19	5.68	\$41,945	35	4.40	\$39,614	15	3.27	\$30,313
St. Rose-Siena	41	4.59	\$30,026	32	4.47	\$32,357	26	5.08	\$48,473	41	5.10	\$49,460	56	4.70	\$51,570
Southern Hills	12	6.67	\$50,484	10	6.20	\$31,701	12	3.50	\$26,688	9	4.33	\$34,233	7	3.71	\$34,742
Spring Valley	23	4.61	\$28,214	13	5.00	\$20,806	10	7.70	\$80,341	24	3.92	\$35,964	23	6.78	\$79,478
Summerlin	29	3.72	\$21,226	28	5.14	\$47,125	34	5.24	\$42,291	34	3.76	\$32,183	19	5.11	\$62,412
Sunrise	68	5.19	\$32,737	54	5.46	\$36,701	78	5.06	\$37,827	62	4.29	\$41,500	52	5.23	\$64,417
UMC	49	7.67	\$28,636	41	4.80	\$26,031	36	14.08	\$45,739	31	5.97	\$35,257	37	7.11	\$47,290
Valley	48	6.56	\$36,451	54	5.04	\$40,658	71	5.35	\$47,445	63	4.46	\$36,125	61	6.00	\$62,315
TOTAL	404	5.98	\$30,131	356	5.37	\$34,627	388	6.26	\$42,346	421	4.94	\$39,044	379	5.51	\$53,499
WASHOE															
Carson Tahoe	35	7.23	\$25,388	24	6.25	\$26,561	18	10.22	\$43,659	27	8.26	\$33,086	29	13.90	\$51,400
Northern Nevada	201	11.79	\$42,919	203	14.00	\$50,523	222	14.10	\$54,948	213	14.30	\$56,675	253	15.32	\$63,579
Renown Regional	62	6.73	\$25,351	68	7.29	\$28,028	51	9.22	\$38,836	62	7.29	\$32,980	57	8.75	\$41,028
Renown S. Meadows	11	4.09	\$16,306	10	4.40	\$18,446	10	5.30	\$26,957	5	3.20	\$20,203	8	3.38	\$17,857
Saint Mary's	24	6.08	\$26,103	32	5.91	\$19,853	17	4.94	\$24,535	22	5.91	\$48,978	18	5.83	\$41,828
Sierra Surgery	0	0.00	\$0	0	0.00	\$0	0	0.00	\$0	0	0.00	\$0	0	0.00	\$0
TOTAL	333	9.70	\$35,714	337	11.04	\$40,414	318	12.33	\$49,219	329	11.75	\$49,205	365	13.45	\$57,015
RURAL															
Battle Mountain	0	0.00	\$0	0	0.00	\$0	1	4.00	\$3,883	0	0.00	\$0	0	0.00	\$0
Boulder City	3	4.33	\$3,762	2	2.50	\$4,768	0	0.00	\$0	1	1.00	\$2,295	1	1.00	\$1,319
Carson Valley	4	11.25	\$26,138	6	4.33	\$11,287	4	3.25	\$12,925	3	4.00	\$13,735	0	0.00	\$0
Churchill	0	0.00	\$0	3	1.67	\$7,700	11	5.91	\$18,154	5	3.00	\$12,895	4	3.50	\$20,510
Desert View	0	0.00	\$0	0	0.00	\$0	11	3.18	\$9,834	9	3.89	\$19,424	13	6.92	\$23,563
Grover C. Dils	0	0.00	\$0	0	0.00	\$0	2	4.00	\$9,283	0	0.00	\$0	0	0.00	\$0
Humboldt	2	6.50	\$6,784	0	0.00	\$0	2	50.00	\$22,914	1	2.00	\$8,321	5	356.00	\$96,745
Incline Village	0	0.00	\$0	0	0.00	\$0	0	0.00	\$0	0	0.00	\$0	0	0.00	\$0
Mesa View	2	6.00	\$23,353	0	0.00	\$0	1	3.00	\$5,042	4	2.75	\$7,595	2	1.00	\$3,293
Mount Grant	0	0.00	\$0	1	3.00	\$7,424	1	3.00	\$10,530	1	3.00	\$3,996	0	0.00	\$0
Northeastern	4	5.50	\$19,682	1	4.00	\$9,042	6	3.67	\$15,895	4	3.00	\$16,992	6	3.67	\$23,389
Nye	1	4.00	\$10,796	1	5.00	\$7,014	0	0.00	\$0	0	0.00	\$0	0	0.00	\$0
Pershing	0	0.00	\$0	1	4.00	\$10,443	0	0.00	\$0	0	0.00	\$0	0	0.00	\$0
South Lyon	2	5.00	\$2,621	0	0.00	\$0	0	0.00	\$0	0	0.00	\$0	0	0.00	\$0
William Bee Ririe	1	2.00	\$5,903	0	0.00	\$0	5	3.20	\$12,258	0	0.00	\$0	2	3.00	\$8,759
TOTAL	19	6.37	\$14,567	15	3.47	\$8,952	44	6.11	\$13,638	28	3.25	\$14,052	33	58.03	\$31,450
ALL COUNTIES	756	7.63	\$32,199	708	8.03	\$36,837	750	8.83	\$43,576	778	7.76	\$42,441	777	11.47	\$54,214

MAJOR CHEST PROCEDURES

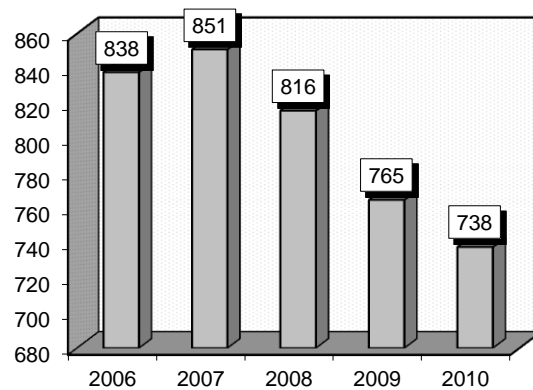
Associated Procedures: Procedures that frequently accompanied major chest procedures were: 1) Lobectomies of the lung (324), 2) Decortication of the lung (3451), 3) Fiber-optic bronchoscopy (3322), 4) Other local excision or destruction of a lesion or tissue of the lung, and insertion of intercostal catheter (chest tube) for drainage (3404), 5) Open lung biopsy (3328).

Definitions: **Bronchoscopy:** Evaluation of all the major airways through a scope (a thin tube with a light on the end). **Thoroscopy:** Surgery on the chest cavity through small incisions, aided by camera-mounted scopes. This is usually done for lung biopsies, treatment of fluid in the chest, or to treat a pneumothorax. **Wedge resection:** The surgical removal of a small wedge shaped portion of the lung. **Lobectomy:** Surgical removal of a lobe or section of the lung. **Decortication:** Removal of portion of the surface of the lung. **Intercostal:** The space between two ribs.

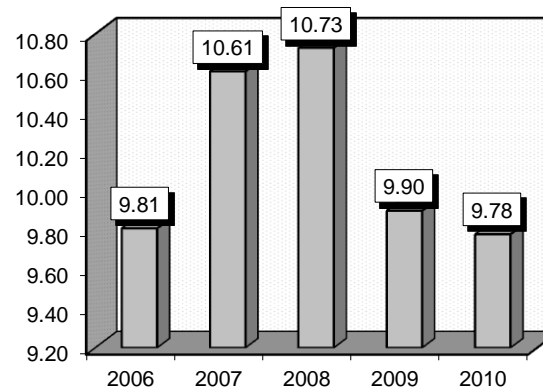
Comment: This procedure includes surgery on structures within the chest cavity, excluding the heart. The most common procedures are those involving the lungs and the esophagus.

Gender	2006			2007			2008			2009			2010		
	Cases	Avg LOS	Avg Bill	Cases	Avg LOS	Avg Bill	Cases	Avg LOS	Avg Bill	Cases	Avg LOS	Avg Bill	Cases	Avg LOS	Avg Bill
Male	468	10.63	\$93,641	454	10.90	\$110,017	448	11.40	\$115,125	404	11.00	\$115,178	398	10.52	\$124,262
Female	370	8.76	\$75,471	397	10.28	\$98,945	368	9.91	\$102,113	361	8.66	\$91,824	340	8.92	\$103,737
Age Group	Cases	Avg LOS	Avg Bill	Cases	Avg LOS	Avg Bill	Cases	Avg LOS	Avg Bill	Cases	Avg LOS	Avg Bill	Cases	Avg LOS	Avg Bill
Ages 0-17	55	9.36	\$70,257	61	12.08	\$111,042	59	9.83	\$91,502	71	8.99	\$90,069	56	7.82	\$86,246
Ages 18-35	52	9.63	\$76,533	54	10.54	\$101,308	64	12.55	\$145,318	49	10.16	\$92,089	45	9.89	\$95,713
Ages 36-49	99	10.54	\$94,962	112	9.93	\$95,813	83	12.05	\$123,655	89	10.54	\$103,811	73	12.81	\$131,083
Ages 50-64	267	9.63	\$81,406	253	10.90	\$110,845	250	10.39	\$107,362	220	10.75	\$115,472	216	10.02	\$118,114
Ages 65+	365	9.83	\$89,774	371	10.40	\$102,992	360	10.48	\$103,752	336	9.32	\$101,577	348	9.30	\$116,403
TOTAL	838	9.81	\$85,618	851	10.61	\$104,852	816	10.73	\$109,257	765	9.90	\$104,157	738	9.78	\$114,806

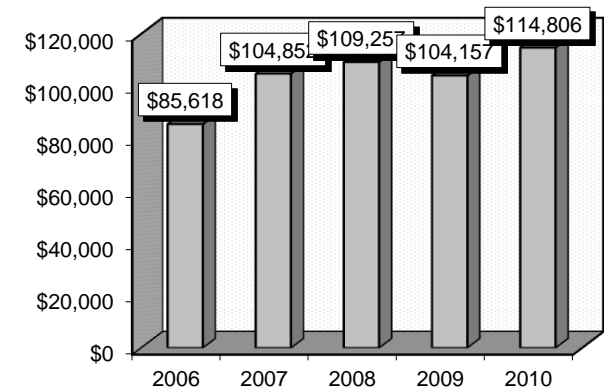
Patient Discharges



Average Length of Stay



Average Billed Charges



County / Hospital	2006			2007			2008			2009			2010		
	Cases	Avg LOS	Avg Bill	Cases	Avg LOS	Avg Bill	Cases	Avg LOS	Avg Bill	Cases	Avg LOS	Avg Bill	Cases	Avg LOS	Avg Bill
CLARK															
Centennial Hills	0	0.00	\$0	0	0.00	\$0	12	16.42	\$165,200	8	12.50	\$105,291	14	15.79	\$250,686
Desert Springs	44	12.98	\$114,221	157	8.85	\$98,290	35	12.11	\$117,328	30	17.03	\$189,068	29	14.10	\$168,264
Mountain View	63	9.54	\$86,969	49	9.65	\$108,204	81	9.21	\$112,296	72	7.54	\$104,445	48	7.04	\$101,582
North Vista	7	11.00	\$119,655	13	15.62	\$195,829	26	13.65	\$167,694	8	13.25	\$162,360	7	12.29	\$154,798
St. Rose-Rose de Lima	7	12.00	\$96,356	11	14.82	\$117,385	9	16.33	\$157,441	4	11.25	\$115,061	5	17.20	\$195,098
St. Rose-San Martin	0	0.00	\$0	13	8.08	\$81,309	96	7.11	\$73,597	114	7.04	\$80,838	124	8.31	\$105,321
St. Rose-Siena	65	11.09	\$95,044	64	13.52	\$116,777	70	12.74	\$112,461	60	9.97	\$110,575	46	10.35	\$125,399
Southern Hills	23	11.00	\$92,131	8	9.75	\$91,720	15	11.73	\$109,915	11	9.27	\$87,756	10	7.40	\$96,384
Spring Valley	22	13.14	\$112,240	24	16.29	\$142,639	16	14.13	\$124,111	23	17.48	\$159,589	17	13.65	\$175,598
Summerlin	55	10.00	\$90,918	62	12.87	\$132,694	60	9.90	\$114,947	60	8.03	\$94,287	56	9.79	\$117,966
Sunrise	234	9.15	\$87,732	128	12.26	\$135,229	84	11.79	\$131,295	82	11.13	\$134,431	72	11.29	\$162,840
UMC	44	13.70	\$113,359	51	12.90	\$143,511	47	15.89	\$147,066	46	17.61	\$151,367	52	13.73	\$133,475
Valley	35	11.17	\$104,440	35	10.97	\$100,252	43	15.74	\$215,785	31	12.61	\$158,215	35	10.29	\$145,253
TOTAL	599	10.49	\$95,085	615	11.51	\$119,711	594	11.54	\$123,990	549	10.57	\$118,083	515	10.46	\$132,925
WASHOE															
Carson Tahoe	53	7.66	\$69,858	42	6.38	\$71,834	45	8.71	\$78,643	43	8.05	\$85,654	36	7.22	\$82,196
Northern Nevada	2	4.50	\$52,978	7	8.86	\$68,826	5	13.20	\$143,460	4	14.00	\$120,214	5	15.80	\$129,633
Renown Regional	87	9.56	\$65,248	84	10.82	\$73,836	72	10.07	\$66,372	74	10.77	\$74,775	82	10.91	\$80,269
Renown S. Meadows	42	4.81	\$35,301	33	4.58	\$33,504	22	4.91	\$44,232	36	2.83	\$29,025	34	4.47	\$44,383
Saint Mary's	54	8.74	\$69,856	69	8.19	\$69,204	76	7.80	\$71,271	57	7.12	\$67,198	58	6.88	\$69,483
Sierra Surgery	0	0.00	\$0	0	0.00	\$0	0	0.00	\$0	0	0.00	\$0	1	1.00	\$20,603
TOTAL	238	8.07	\$61,932	235	8.32	\$66,305	220	8.56	\$70,112	214	7.98	\$68,096	216	8.27	\$72,912
RURAL															
Battle Mountain	0	0.00	\$0	0	0.00	\$0	0	0.00	\$0	0	0.00	\$0	0	0.00	\$0
Boulder City	0	0.00	\$0	0	0.00	\$0	0	0.00	\$0	0	0.00	\$0	0	0.00	\$0
Carson Valley	0	0.00	\$0	0	0.00	\$0	0	0.00	\$0	0	0.00	\$0	7	6.57	\$74,465
Churchill	1	14.00	\$52,222	1	1.00	\$24,884	1	2.00	\$27,113	2	30.00	\$140,157	0	0.00	\$0
Desert View	0	0.00	\$0	0	0.00	\$0	0	0.00	\$0	0	0.00	\$0	0	0.00	\$0
Grover C. Dils	0	0.00	\$0	0	0.00	\$0	0	0.00	\$0	0	0.00	\$0	0	0.00	\$0
Humboldt	0	0.00	\$0	0	0.00	\$0	0	0.00	\$0	0	0.00	\$0	0	0.00	\$0
Incline Village	0	0.00	\$0	0	0.00	\$0	0	0.00	\$0	0	0.00	\$0	0	0.00	\$0
Mesa View	0	0.00	\$0	0	0.00	\$0	0	0.00	\$0	0	0.00	\$0	0	0.00	\$0
Mount Grant	0	0.00	\$0	0	0.00	\$0	0	0.00	\$0	0	0.00	\$0	0	0.00	\$0
Northeastern	0	0.00	\$0	0	0.00	\$0	1	14.00	\$51,252	0	0.00	\$0	0	0.00	\$0
Nye	0	0.00	\$0	0	0.00	\$0	0	0.00	\$0	0	0.00	\$0	0	0.00	\$0
Pershing	0	0.00	\$0	0	0.00	\$0	0	0.00	\$0	0	0.00	\$0	0	0.00	\$0
South Lyon	0	0.00	\$0	0	0.00	\$0	0	0.00	\$0	0	0.00	\$0	0	0.00	\$0
William Bee Ririe	0	0.00	\$0	0	0.00	\$0	0	0.00	\$0	0	0.00	\$0	0	0.00	\$0
TOTAL	1	14.00	\$52,222	1	1.00	\$24,884	2	8.00	\$39,182	2	30.00	\$140,157	7	6.57	\$74,465
ALL COUNTIES	838	9.81	\$85,618	851	10.61	\$104,852	816	10.73	\$109,257	765	9.90	\$104,157	738	9.78	\$114,806

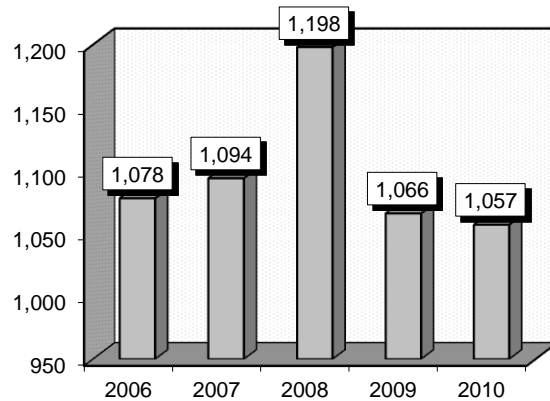
RESPIRATORY INFECTIONS & INFLAMMATIONS

Associated Diagnoses: Diagnoses that frequently accompanied respiratory infections were: 1) Pneumonia due to inhalation of food or vomitus (5070), 2) Chronic airway obstruction (496), 3) Hypoxemia (79902), 4) Dysphagia (7872), 5) Pneumonia due to staphylococcus (4824), 6) Gastroesophageal reflux (53081), 7) Cystic fibrosis with pulmonary manifestations (27702).

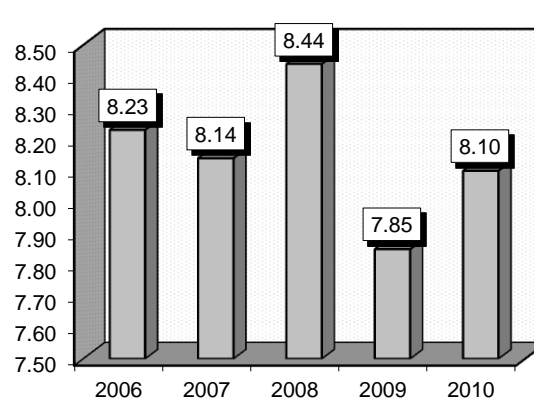
Definitions: **Pneumonia:** An acute inflammation of the lungs. **Pseudomonas:** A genus of gram-negative bacteria that includes several free-living species in soil and water and some opportunistic pathogens. **Hypoxemia:** Low oxygen levels in the blood. **Dysphagia:** Difficulty swallowing. **Staphylococcus:** An infection caused by any one of several pathogenic species. Staphylococcus pneumonia often follows other viral disease and may be associated with chronic or debilitating illness. **Pathogen:** A microorganism capable of producing disease. **Aspiration pneumonia:** An inflammatory condition of the lungs and bronchi caused by inhalation of foreign material or vomitus. **Cystic fibrosis:** Is a hereditary disease that affects the lungs, digestive system, sweat glands, and male reproductive organs.

Gender	2006			2007			2008			2009			2010		
	Cases	Avg LOS	Avg Bill	Cases	Avg LOS	Avg Bill	Cases	Avg LOS	Avg Bill	Cases	Avg LOS	Avg Bill	Cases	Avg LOS	Avg Bill
Male	620	8.45	\$52,973	633	8.33	\$59,327	666	8.29	\$60,513	610	8.18	\$64,600	591	8.21	\$71,973
Female	458	7.95	\$52,174	461	7.87	\$55,882	532	8.62	\$63,923	456	7.41	\$60,813	466	7.95	\$68,292
Age Group	Cases	Avg LOS	Avg Bill	Cases	Avg LOS	Avg Bill	Cases	Avg LOS	Avg Bill	Cases	Avg LOS	Avg Bill	Cases	Avg LOS	Avg Bill
Ages 0-17	32	7.13	\$41,628	49	7.47	\$47,602	49	7.20	\$49,185	41	6.93	\$52,770	37	7.49	\$56,916
Ages 18-35	81	9.57	\$49,029	71	7.93	\$59,757	86	11.10	\$76,473	85	9.48	\$75,531	63	7.89	\$65,784
Ages 36-49	100	9.27	\$49,952	112	8.06	\$51,716	121	8.74	\$60,257	104	9.64	\$61,075	85	9.66	\$84,085
Ages 50-64	182	9.01	\$59,442	224	9.34	\$62,054	230	8.95	\$66,765	199	7.64	\$63,555	212	8.24	\$71,007
Ages 65+	683	7.77	\$52,155	638	7.80	\$58,069	712	7.99	\$59,937	637	7.46	\$62,094	660	7.90	\$69,560
TOTAL	1,078	8.23	\$52,633	1,094	8.14	\$57,875	1,198	8.44	\$62,027	1,066	7.85	\$62,980	1,057	8.10	\$70,350

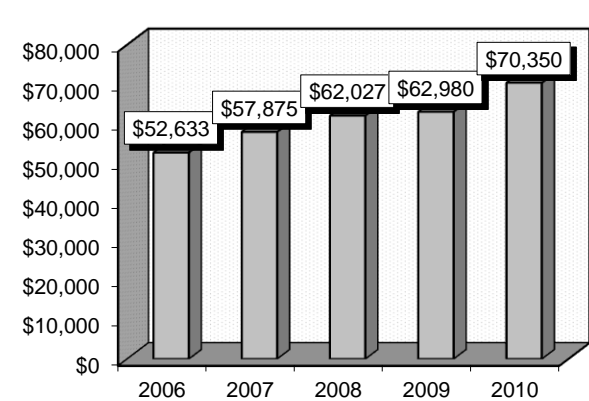
Patient Discharges



Average Length of Stay



Average Billed Charges



County / Hospital	2006			2007			2008			2009			2010		
	Cases	Avg LOS	Avg Bill	Cases	Avg LOS	Avg Bill	Cases	Avg LOS	Avg Bill	Cases	Avg LOS	Avg Bill	Cases	Avg LOS	Avg Bill
CLARK															
Centennial Hills	0	0.00	\$0	0	0.00	\$0	11	5.27	\$47,218	39	6.05	\$61,881	26	9.23	\$106,203
Desert Springs	90	7.76	\$55,759	87	9.11	\$64,235	86	7.76	\$67,535	92	8.53	\$72,730	66	8.45	\$75,124
Mountain View	76	7.20	\$51,446	86	7.62	\$59,570	108	7.84	\$70,365	100	6.39	\$62,596	94	7.47	\$79,091
North Vista	42	11.17	\$79,807	49	9.43	\$71,071	51	9.39	\$80,295	40	8.40	\$82,185	33	9.85	\$92,794
St. Rose-Rose de Lima	51	6.20	\$43,531	40	6.85	\$49,886	48	8.42	\$67,641	34	8.00	\$67,818	34	6.50	\$55,882
St. Rose-San Martin	1	3.00	\$24,753	23	8.35	\$62,226	48	8.77	\$68,875	34	6.12	\$51,493	31	7.16	\$58,852
St. Rose-Siena	63	9.06	\$58,329	65	7.28	\$54,548	84	8.06	\$62,129	73	7.77	\$61,487	80	8.53	\$74,738
Southern Hills	21	8.33	\$62,648	27	10.04	\$62,954	46	8.70	\$71,085	27	9.15	\$87,368	35	9.06	\$89,573
Spring Valley	34	9.88	\$76,002	45	10.76	\$83,535	41	10.05	\$83,370	37	7.30	\$75,090	27	10.26	\$114,517
Summerlin	63	8.40	\$75,830	45	7.64	\$78,617	63	6.81	\$72,906	51	8.10	\$89,309	55	7.13	\$95,072
Sunrise	128	7.45	\$58,990	124	8.79	\$74,202	108	9.49	\$81,272	99	9.67	\$93,192	92	9.53	\$101,038
UMC	102	13.18	\$55,571	107	9.74	\$67,961	90	11.10	\$69,304	68	10.60	\$75,278	64	11.34	\$76,540
Valley	71	10.42	\$80,892	57	11.11	\$95,593	53	8.89	\$70,312	32	8.41	\$102,567	54	9.65	\$117,951
TOTAL	742	9.01	\$61,778	755	8.89	\$68,986	837	8.71	\$71,465	726	8.15	\$75,091	691	8.77	\$86,743
WASHOE															
Carson Tahoe	81	5.59	\$30,628	79	5.87	\$36,366	66	6.15	\$37,578	75	5.43	\$31,581	55	7.13	\$44,919
Northern Nevada	22	6.82	\$37,107	32	5.59	\$38,061	33	6.15	\$43,736	13	5.77	\$36,261	30	6.60	\$52,208
Renown Regional	91	7.56	\$37,773	69	7.80	\$38,820	86	11.83	\$52,485	92	8.36	\$45,498	114	8.32	\$45,578
Renown S. Meadows	20	5.90	\$23,844	28	9.14	\$41,008	24	8.08	\$40,340	23	5.87	\$34,812	20	7.85	\$42,695
Saint Mary's	66	6.35	\$32,232	48	7.00	\$35,138	78	7.64	\$40,552	59	10.92	\$43,794	63	6.90	\$37,752
Sierra Surgery	0	0.00	\$0	0	0.00	\$0	0	0.00	\$0	0	0.00	\$0	0	0.00	\$0
TOTAL	280	6.53	\$33,353	256	6.93	\$37,517	287	8.42	\$43,792	262	7.75	\$39,734	282	7.56	\$44,202
RURAL															
Battle Mountain	0	0.00	\$0	2	2.00	\$3,883	2	5.50	\$9,052	0	0.00	\$0	0	0.00	\$0
Boulder City	7	6.29	\$11,351	12	8.50	\$18,867	4	10.50	\$25,220	9	5.67	\$14,265	10	6.90	\$16,797
Carson Valley	6	6.00	\$23,384	9	5.11	\$20,464	16	5.38	\$29,608	12	4.58	\$35,574	8	3.88	\$30,105
Churchill	10	6.90	\$31,348	13	4.31	\$19,413	11	7.00	\$33,968	8	5.13	\$19,463	20	3.85	\$20,153
Desert View	0	0.00	\$0	0	0.00	\$0	0	0.00	\$0	5	5.40	\$33,225	8	4.75	\$26,202
Grover C. Dils	1	4.00	\$6,457	2	4.50	\$8,999	0	0.00	\$0	0	0.00	\$0	0	0.00	\$0
Humboldt	2	4.00	\$8,580	4	3.00	\$10,013	2	7.50	\$19,706	1	3.00	\$13,016	2	4.50	\$12,853
Incline Village	0	0.00	\$0	0	0.00	\$0	0	0.00	\$0	0	0.00	\$0	0	0.00	\$0
Mesa View	2	1.00	\$15,499	6	4.33	\$18,700	3	3.67	\$20,177	7	3.71	\$15,430	4	3.00	\$16,444
Mount Grant	3	5.00	\$13,484	0	0.00	\$0	3	4.00	\$7,173	0	0.00	\$0	0	0.00	\$0
Northeastern	13	9.46	\$52,787	23	5.26	\$27,343	22	4.77	\$29,735	29	5.83	\$36,036	22	3.73	\$29,311
Nye	5	2.40	\$10,593	3	1.33	\$8,271	2	7.00	\$35,530	0	0.00	\$0	1	2.00	\$6,913
Pershing	3	5.33	\$24,948	2	4.00	\$11,148	2	4.00	\$13,185	1	9.00	\$22,217	0	0.00	\$0
South Lyon	1	3.00	\$8,951	2	3.00	\$5,028	5	2.60	\$7,179	4	3.25	\$8,523	2	3.50	\$10,732
William Bee Ririe	3	11.33	\$36,618	5	4.20	\$20,012	2	5.50	\$24,708	2	11.00	\$55,535	7	5.86	\$24,318
TOTAL	56	6.54	\$27,878	83	5.00	\$19,603	74	5.47	\$26,010	78	5.33	\$28,340	84	4.38	\$23,291
ALL COUNTIES	1,078	8.23	\$52,633	1,094	8.14	\$57,875	1,198	8.44	\$62,027	1,066	7.85	\$62,980	1,057	8.10	\$70,350

RESPIRATORY NEOPLASMS

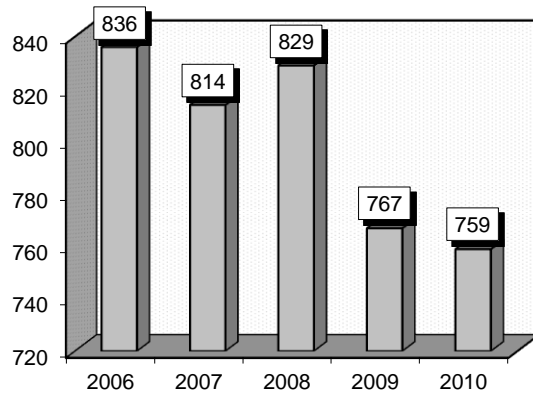
Associated Diagnoses: Diagnoses that frequently accompanied respiratory neoplasms were: 1) Hypertension (4019), 2) History of tobacco use (V1582), 3) Tobacco use disorder (3051), 4) Pneumonia - organism not elsewhere specified (486), 5) Malignant neoplasm - bronchial tube (1629).

Definitions: **Hypertension:** Elevated blood pressure persistently exceeding 140/90. Essential hypertension, the most common kind, has no single identifiable cause. **Neoplasm:** An abnormal and uncontrolled growth of tissue; a tumor. **Malignant:** An uncontrolled growth of cells that disrupt normal cells; cancer. **Pneumonia:** An acute inflammation of the lungs. **Hypoxia:** Inadequate oxygenation characterized by a high heart rate, high blood pressure, dizziness and mental confusion. **Cyanosis:** A bluish discoloration of the skin caused by an excess of deoxygenated blood. **Bronchiectasis:** An abnormal condition of the bronchial tree characterized by irreversible dilation and destruction of the bronchial walls.

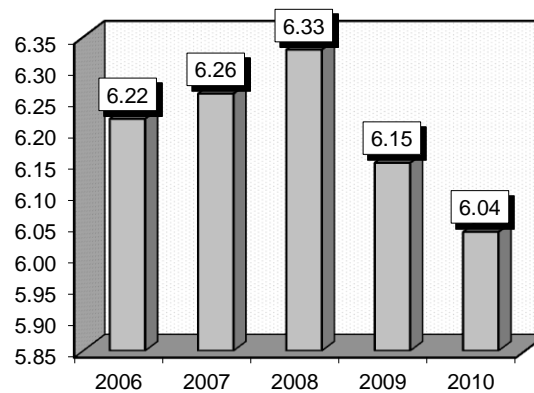
Comment: The lungs consist of bronchial tubes and lobes. During respiration air enters the bronchial tubes. These tubes continuously branch into smaller tubules called bronchioles. There are 5 sections or lobes within the lung. The right lung contains three lobes: upper, middle and lower. The left lung contains two: upper and lower. Neoplasms may be found in any part of the lung, from the bronchial tubes (ICD-9 1629) to the lobes (ICD-9 1623).

Gender	2006			2007			2008			2009			2010		
	Cases	Avg LOS	Avg Bill	Cases	Avg LOS	Avg Bill	Cases	Avg LOS	Avg Bill	Cases	Avg LOS	Avg Bill	Cases	Avg LOS	Avg Bill
Male	405	6.40	\$43,309	395	6.30	\$48,602	403	6.49	\$51,709	352	6.15	\$53,027	375	6.37	\$59,217
Female	431	6.05	\$39,207	419	6.21	\$46,981	426	6.19	\$47,426	415	6.15	\$52,656	384	5.72	\$55,387
Age Group	Cases	Avg LOS	Avg Bill	Cases	Avg LOS	Avg Bill	Cases	Avg LOS	Avg Bill	Cases	Avg LOS	Avg Bill	Cases	Avg LOS	Avg Bill
Ages 0-17	0	0.00	\$0	3	3.00	\$19,507	2	5.50	\$47,945	4	5.25	\$43,420	2	3.00	\$33,432
Ages 18-35	6	4.67	\$25,904	4	5.50	\$44,398	5	4.00	\$43,959	13	4.23	\$38,228	15	7.53	\$64,143
Ages 36-49	51	5.10	\$30,397	57	5.39	\$39,004	51	6.78	\$47,272	62	6.32	\$47,402	32	9.41	\$77,534
Ages 50-64	274	6.30	\$43,117	280	7.08	\$54,278	279	6.54	\$51,260	240	6.61	\$55,532	207	5.96	\$53,682
Ages 65+	505	6.31	\$41,424	470	5.90	\$45,162	492	6.20	\$48,810	448	5.95	\$52,635	503	5.83	\$57,362
TOTAL	836	6.22	\$41,194	814	6.26	\$47,768	829	6.33	\$49,508	767	6.15	\$52,826	759	6.04	\$57,280

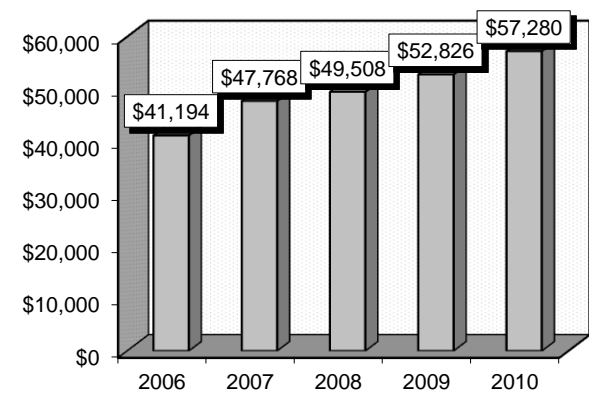
Patient Discharges



Average Length of Stay



Average Billed Charges



County / Hospital	2006			2007			2008			2009			2010		
	Cases	Avg LOS	Avg Bill	Cases	Avg LOS	Avg Bill	Cases	Avg LOS	Avg Bill	Cases	Avg LOS	Avg Bill	Cases	Avg LOS	Avg Bill
CLARK															
Centennial Hills	0	0.00	\$0	0	0.00	\$0	13	4.38	\$40,491	23	4.83	\$51,513	31	4.68	\$51,543
Desert Springs	59	5.69	\$37,719	68	5.81	\$42,157	63	5.73	\$50,224	77	6.23	\$55,635	57	6.32	\$61,202
Mountain View	87	5.71	\$42,709	65	6.03	\$55,230	59	6.10	\$58,809	51	5.04	\$57,823	55	5.71	\$71,270
North Vista	14	5.57	\$46,332	20	7.70	\$65,379	17	7.35	\$59,680	20	5.75	\$60,578	13	5.15	\$60,814
St. Rose-Rose de Lima	33	5.09	\$34,242	35	4.17	\$37,204	28	6.04	\$46,721	20	4.10	\$41,499	25	4.52	\$46,769
St. Rose-San Martin	0	0.00	\$0	19	5.16	\$39,927	27	4.85	\$46,180	41	4.32	\$39,857	28	4.07	\$41,373
St. Rose-Siena	67	6.30	\$43,782	61	7.92	\$59,835	71	7.42	\$55,682	53	5.45	\$52,194	53	7.53	\$69,890
Southern Hills	23	8.87	\$62,116	29	8.21	\$54,597	14	8.71	\$69,285	12	5.92	\$57,332	24	6.38	\$76,029
Spring Valley	41	6.59	\$53,331	31	5.65	\$48,110	46	5.30	\$46,881	32	3.97	\$50,919	37	4.92	\$66,993
Summerlin	54	7.54	\$64,707	73	6.34	\$63,795	46	6.46	\$68,404	60	5.88	\$69,637	59	5.47	\$66,385
Sunrise	88	6.38	\$48,345	83	6.88	\$55,118	94	7.62	\$67,079	87	6.83	\$63,496	55	6.35	\$69,978
UMC	83	7.98	\$39,061	81	6.63	\$46,472	95	6.71	\$46,197	73	8.05	\$59,399	69	7.68	\$55,405
Valley	47	7.49	\$62,813	62	6.35	\$62,279	53	5.51	\$54,272	33	8.27	\$69,968	54	6.02	\$69,851
TOTAL	596	6.64	\$47,334	627	6.45	\$53,281	626	6.45	\$55,155	582	6.04	\$57,602	560	6.03	\$63,379
WASHOE															
Carson Tahoe	30	3.97	\$23,438	24	3.58	\$29,377	17	3.94	\$29,873	21	3.43	\$25,088	26	5.08	\$38,449
Northern Nevada	9	4.67	\$26,210	16	4.50	\$32,421	8	4.75	\$35,365	9	4.78	\$39,203	12	7.92	\$61,027
Renown Regional	100	6.64	\$31,802	74	7.99	\$38,525	89	7.53	\$38,386	79	9.86	\$53,091	72	7.82	\$47,592
Renown S. Meadows	17	3.29	\$19,509	14	3.50	\$17,419	10	4.10	\$28,221	11	2.45	\$23,603	7	4.57	\$32,942
Saint Mary's	55	4.47	\$24,983	36	4.47	\$22,419	43	6.56	\$34,940	33	5.52	\$36,281	41	5.34	\$42,895
Sierra Surgery	0	0.00	\$0	0	0.00	\$0	1	1.00	\$10,534	0	0.00	\$0	0	0.00	\$0
TOTAL	211	5.34	\$27,607	164	5.85	\$31,253	168	6.54	\$35,728	153	7.21	\$42,685	158	6.59	\$45,240
RURAL															
Battle Mountain	0	0.00	\$0	0	0.00	\$0	1	1.00	\$1,135	0	0.00	\$0	0	0.00	\$0
Boulder City	6	3.50	\$6,643	4	3.50	\$5,864	5	3.20	\$8,271	0	0.00	\$0	1	2.00	\$11,876
Carson Valley	1	1.00	\$10,974	8	4.88	\$24,279	2	6.50	\$33,452	3	2.33	\$8,383	5	5.80	\$55,551
Churchill	8	6.25	\$27,399	3	1.33	\$9,769	10	4.80	\$24,332	6	2.67	\$15,057	5	3.60	\$18,158
Desert View	0	0.00	\$0	0	0.00	\$0	6	2.17	\$8,324	9	3.89	\$14,147	14	3.79	\$10,591
Grover C. Dils	0	0.00	\$0	1	1.00	\$7,514	0	0.00	\$0	3	3.33	\$3,888	1	3.00	\$12,062
Humboldt	0	0.00	\$0	0	0.00	\$0	1	2.00	\$11,717	0	0.00	\$0	1	6.00	\$41,835
Incline Village	0	0.00	\$0	0	0.00	\$0	0	0.00	\$0	0	0.00	\$0	0	0.00	\$0
Mesa View	1	1.00	\$8,063	0	0.00	\$0	2	3.00	\$10,818	2	2.50	\$16,308	1	4.00	\$16,066
Mount Grant	0	0.00	\$0	0	0.00	\$0	0	0.00	\$0	0	0.00	\$0	0	0.00	\$0
Northeastern	3	5.00	\$11,134	1	2.00	\$7,179	5	2.40	\$11,895	8	3.00	\$21,030	4	4.25	\$32,899
Nye	2	2.00	\$7,555	0	0.00	\$0	2	1.00	\$6,438	0	0.00	\$0	2	3.50	\$6,937
Pershing	0	0.00	\$0	1	13.00	\$34,334	0	0.00	\$0	0	0.00	\$0	1	2.00	\$6,269
South Lyon	4	3.00	\$4,883	1	3.00	\$5,872	0	0.00	\$0	0	0.00	\$0	1	10.00	\$17,801
William Bee Ririe	4	3.25	\$14,061	4	3.00	\$12,140	1	1.00	\$4,926	1	1.00	\$7,330	5	4.00	\$13,330
TOTAL	29	4.03	\$13,875	23	3.83	\$15,237	35	3.26	\$14,665	32	3.06	\$14,458	41	4.17	\$20,362
ALL COUNTIES	836	6.22	\$41,194	814	6.26	\$47,768	829	6.33	\$49,508	767	6.15	\$52,826	759	6.04	\$57,280

MAJOR CHEST TRAUMA

Associated Diagnoses: Diagnoses that frequently accompanied major chest trauma were: 1) Hypertension (4019), 2) Fracture; closed; one rib (80701), 3) Fracture; closed; two ribs (80702), 4) Fracture; closed; three ribs (80703), 5) Tobacco use disorder (3051), 6) Injury; lung, without mention of open wound into thorax; contusion (86121), 7) Pulmonary collapse (5180).

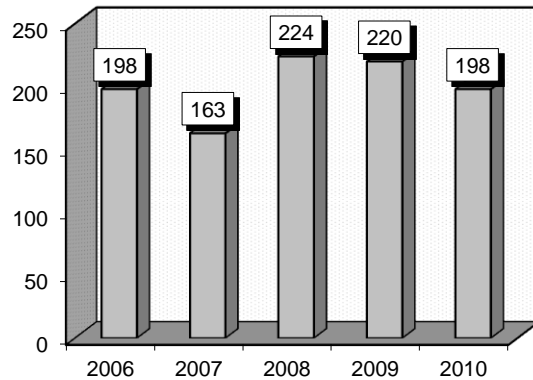
Definitions: **Hypertension:** Elevated blood pressure persistently exceeding 140/90. Essential hypertension, the most common kind, has no single identifiable cause. **Fracture:** A partial or complete break of a body part, usually a bone. **Thorax:** The part of the human torso between the neck and the diaphragm. **Diaphragm:** The thin muscle below the lungs and heart that separates the chest from the abdomen. **Contusion:** Another name for a bruise.

Comment: Major chest trauma is normally the result of an accident, such as an automobile accident (E8495). The resulting damage may be broken ribs or sternum, a collapsed or damaged lung or other chest organs.

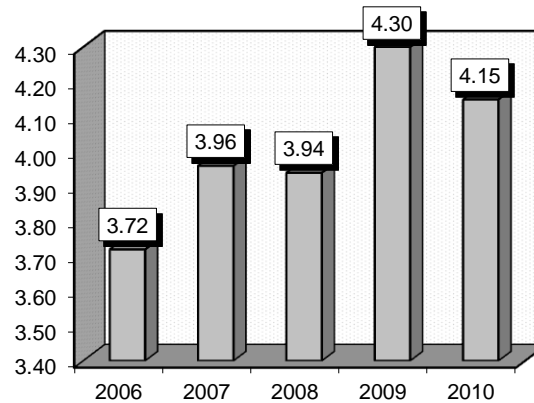
Note: Throughout this publication you may find a number of ailments accompanied by tobacco use disorder and/or hypertension. These often do not have a direct correlation to the ailment, but are left in to demonstrate to the reader their high frequency.

Gender	2006			2007			2008			2009			2010		
	Cases	Avg LOS	Avg Bill	Cases	Avg LOS	Avg Bill	Cases	Avg LOS	Avg Bill	Cases	Avg LOS	Avg Bill	Cases	Avg LOS	Avg Bill
Male	141	3.42	\$26,135	115	4.20	\$32,352	131	3.76	\$32,829	137	4.22	\$38,963	134	3.96	\$38,292
Female	57	4.46	\$29,591	48	3.38	\$27,674	93	4.19	\$30,941	83	4.42	\$35,823	64	4.56	\$43,630
Age Group	Cases	Avg LOS	Avg Bill	Cases	Avg LOS	Avg Bill	Cases	Avg LOS	Avg Bill	Cases	Avg LOS	Avg Bill	Cases	Avg LOS	Avg Bill
Ages 0-17	6	3.33	\$26,075	0	0.00	\$0	5	4.20	\$25,927	4	2.50	\$38,422	2	3.00	\$39,117
Ages 18-35	23	3.78	\$27,049	13	3.46	\$39,307	21	3.33	\$34,245	22	3.09	\$33,398	12	3.92	\$46,191
Ages 36-49	45	2.69	\$22,782	42	3.21	\$31,081	46	3.52	\$31,066	40	3.30	\$32,604	42	3.29	\$42,616
Ages 50-64	54	2.98	\$23,871	51	4.33	\$31,090	61	3.77	\$30,052	60	4.82	\$42,859	68	3.59	\$35,394
Ages 65+	70	4.96	\$32,556	57	4.28	\$28,892	91	4.40	\$33,705	94	4.74	\$37,735	74	5.23	\$41,814
TOTAL	198	3.72	\$27,130	163	3.96	\$30,974	224	3.94	\$32,045	220	4.30	\$37,778	198	4.15	\$40,017

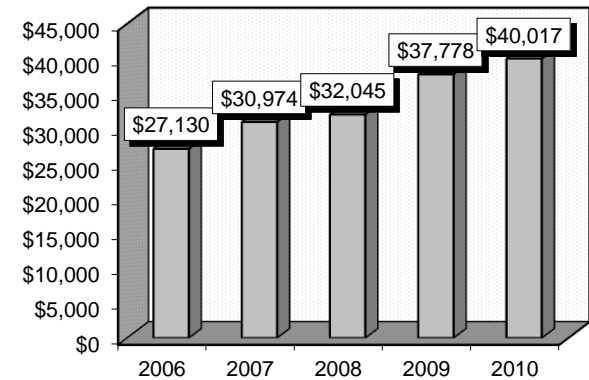
Patient Discharges



Average Length of Stay



Average Billed Charges



County / Hospital	2006			2007			2008			2009			2010		
	Cases	Avg LOS	Avg Bill	Cases	Avg LOS	Avg Bill	Cases	Avg LOS	Avg Bill	Cases	Avg LOS	Avg Bill	Cases	Avg LOS	Avg Bill
CLARK															
Centennial Hills	0	0.00	\$0	0	0.00	\$0	4	2.25	\$20,621	4	2.75	\$25,676	3	4.33	\$39,607
Desert Springs	7	4.43	\$20,695	3	2.67	\$14,364	9	3.56	\$22,600	5	3.60	\$33,750	1	5.00	\$46,710
Mountain View	4	3.75	\$36,196	5	3.20	\$23,127	4	4.75	\$29,988	3	4.00	\$30,016	7	6.43	\$74,488
North Vista	4	1.25	\$13,413	1	5.00	\$30,380	0	0.00	\$0	5	4.60	\$52,967	2	6.00	\$48,452
St. Rose-Rose de Lima	2	3.00	\$18,236	0	0.00	\$0	8	3.38	\$19,749	1	4.00	\$32,857	0	0.00	\$0
St. Rose-San Martin	1	5.00	\$24,870	0	0.00	\$0	3	5.33	\$46,368	2	5.00	\$31,153	4	4.75	\$44,818
St. Rose-Siena	9	2.89	\$21,640	10	3.60	\$24,053	14	3.07	\$27,997	13	3.62	\$32,617	9	3.00	\$33,623
Southern Hills	6	2.67	\$18,079	0	0.00	\$0	5	1.60	\$13,031	2	3.50	\$24,539	6	3.50	\$34,072
Spring Valley	3	3.33	\$24,824	0	0.00	\$0	3	3.33	\$22,126	5	3.00	\$33,639	6	5.50	\$32,892
Summerlin	3	3.00	\$19,379	3	2.67	\$19,969	7	3.86	\$32,554	6	2.50	\$21,622	8	2.63	\$30,906
Sunrise	31	4.81	\$35,075	25	4.20	\$31,706	35	3.23	\$30,226	22	5.64	\$51,418	22	2.82	\$35,938
UMC	40	3.88	\$30,136	39	3.92	\$40,896	33	4.73	\$44,695	49	4.78	\$47,395	49	3.78	\$42,815
Valley	6	4.17	\$20,521	4	6.00	\$42,814	4	4.50	\$47,170	8	3.00	\$27,142	3	6.00	\$65,068
TOTAL	116	3.90	\$28,072	90	3.94	\$33,871	129	3.71	\$32,370	125	4.35	\$41,306	120	3.84	\$41,654
WASHOE															
Carson Tahoe	5	5.20	\$32,696	4	2.50	\$15,112	2	3.50	\$22,426	6	3.50	\$20,448	4	5.75	\$29,321
Northern Nevada	2	2.50	\$13,916	0	0.00	\$0	0	0.00	\$0	2	3.00	\$30,396	4	2.75	\$32,261
Renown Regional	64	3.44	\$27,705	58	4.19	\$30,459	77	4.48	\$35,523	67	4.69	\$40,135	59	5.10	\$42,726
Renown S. Meadows	0	0.00	\$0	1	2.00	\$15,639	6	4.50	\$22,746	4	2.25	\$16,311	2	3.00	\$18,404
Saint Mary's	2	2.00	\$15,682	3	4.67	\$17,680	2	4.00	\$15,499	1	1.00	\$7,077	2	4.00	\$18,618
Sierra Surgery	0	0.00	\$0	0	0.00	\$0	0	0.00	\$0	0	0.00	\$0	0	0.00	\$0
TOTAL	73	3.49	\$27,339	66	4.08	\$28,724	87	4.45	\$33,880	80	4.39	\$36,811	71	4.92	\$40,017
RURAL															
Battle Mountain	0	0.00	\$0	1	1.00	\$1,805	0	0.00	\$0	1	4.00	\$3,388	0	0.00	\$0
Boulder City	1	7.00	\$13,989	1	2.00	\$9,635	4	2.25	\$3,783	1	3.00	\$7,948	1	1.00	\$10,049
Carson Valley	2	3.00	\$12,604	0	0.00	\$0	0	0.00	\$0	0	0.00	\$0	2	1.50	\$12,512
Churchill	1	1.00	\$9,963	2	3.00	\$18,657	1	1.00	\$10,609	1	3.00	\$11,194	1	2.00	\$15,324
Desert View	0	0.00	\$0	0	0.00	\$0	0	0.00	\$0	6	2.00	\$8,970	1	3.00	\$18,112
Grover C. Dils	0	0.00	\$0	0	0.00	\$0	0	0.00	\$0	0	0.00	\$0	1	2.00	\$6,724
Humboldt	1	5.00	\$5,448	0	0.00	\$0	0	0.00	\$0	0	0.00	\$0	1	1.00	\$8,427
Incline Village	0	0.00	\$0	0	0.00	\$0	0	0.00	\$0	0	0.00	\$0	0	0.00	\$0
Mesa View	0	0.00	\$0	0	0.00	\$0	0	0.00	\$0	0	0.00	\$0	0	0.00	\$0
Mount Grant	0	0.00	\$0	0	0.00	\$0	0	0.00	\$0	1	4.00	\$10,960	0	0.00	\$0
Northeastern	3	2.33	\$18,332	2	5.00	\$24,037	0	0.00	\$0	2	1.50	\$21,382	0	0.00	\$0
Nye	0	0.00	\$0	0	0.00	\$0	1	2.00	\$3,524	1	13.00	\$51,188	0	0.00	\$0
Pershing	0	0.00	\$0	0	0.00	\$0	0	0.00	\$0	1	6.00	\$10,361	0	0.00	\$0
South Lyon	0	0.00	\$0	0	0.00	\$0	0	0.00	\$0	0	0.00	\$0	0	0.00	\$0
William Bee Ririe	1	3.00	\$9,931	1	2.00	\$7,851	2	3.00	\$12,739	1	2.00	\$11,576	0	0.00	\$0
TOTAL	9	3.22	\$13,281	7	3.00	\$14,954	8	2.25	\$6,843	15	3.33	\$13,546	7	1.71	\$11,951
ALL COUNTIES	198	3.72	\$27,130	163	3.96	\$30,974	224	3.94	\$32,045	220	4.30	\$37,778	198	4.15	\$40,017

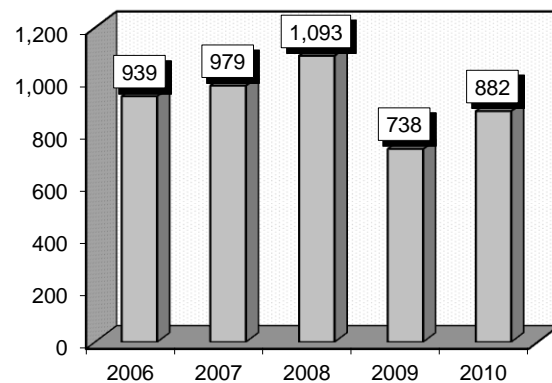
PULMONARY EDEMA & RESPIRATORY FAILURE

Associated Diagnoses: Diagnoses that frequently accompanied pulmonary edema and respiratory failure were: 1) Acute respiratory failure (51881), 2) Hypertension (4019), 3) Chronic bronchitis with acute exacerbation (49121), 4) Congestive heart failure, unspecified (4280), 5) Pneumonia, organism unspecified (486).

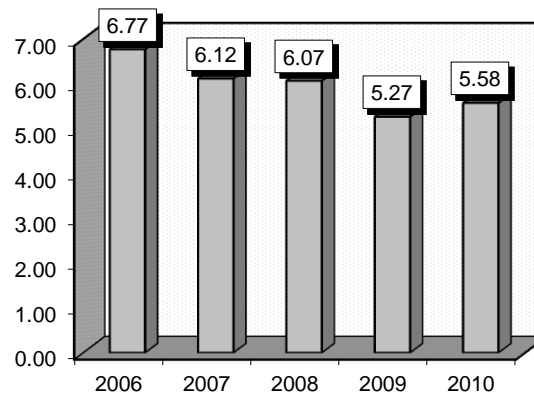
Definitions: **Edema:** Swelling caused by an accumulation of fluid within body tissues. **Hypertension:** Elevated blood pressure persistently exceeding 140/90. Essential hypertension, the most common kind, has no single identifiable cause. **Bronchitis:** An inflammation of mucous membranes of the bronchial tubes. It is accompanied by a persistent cough, and phlegm. **Chronic obstructive pulmonary disease:** A progressive and irreversible condition characterized by diminished inspiratory and expiratory capacity of the lungs. It includes asthma, chronic bronchiectasis, chronic bronchitis and emphysema. The condition is aggravated by cigarette smoking and air pollution. **Exacerbation:** An increase in the seriousness of a disease or disorder as marked by greater intensity in the signs or symptoms of the patient being treated. **Hypoxia:** Inadequate oxygenation characterized by an high heart rate, high blood pressure, dizziness and mental confusion. **Cyanosis:** A bluish discoloration of the skin caused by an excess of deoxygenated blood. **Bronchiectasis:** An abnormal condition of the bronchial tree characterized by irreversible dilation and destruction of the bronchial walls. **Pneumonia:** An acute inflammation of the lung parenchyma accompanied by congestion.

Gender	2006			2007			2008			2009			2010		
	Cases	Avg LOS	Avg Bill	Cases	Avg LOS	Avg Bill	Cases	Avg LOS	Avg Bill	Cases	Avg LOS	Avg Bill	Cases	Avg LOS	Avg Bill
Male	375	5.87	\$44,105	456	6.32	\$49,673	468	6.51	\$56,413	330	5.34	\$49,235	391	5.73	\$59,919
Female	564	7.38	\$45,304	523	5.94	\$41,421	625	5.73	\$46,384	408	5.22	\$45,837	491	5.45	\$56,460
Age Group	Cases	Avg LOS	Avg Bill	Cases	Avg LOS	Avg Bill	Cases	Avg LOS	Avg Bill	Cases	Avg LOS	Avg Bill	Cases	Avg LOS	Avg Bill
Ages 0-17	8	3.25	\$16,312	11	4.73	\$34,033	6	2.83	\$25,164	6	2.17	\$13,344	12	2.00	\$22,395
Ages 18-35	32	5.94	\$36,102	29	4.62	\$32,680	35	4.89	\$41,428	23	3.74	\$32,111	26	4.77	\$42,032
Ages 36-49	67	6.52	\$54,078	75	5.61	\$44,052	77	5.35	\$47,525	61	5.39	\$48,213	64	5.03	\$50,572
Ages 50-64	235	7.11	\$50,451	245	5.87	\$42,973	291	5.65	\$50,419	219	5.12	\$45,839	240	5.66	\$59,828
Ages 65+	597	6.76	\$42,422	619	6.37	\$47,107	684	6.41	\$51,841	429	5.45	\$49,302	540	5.73	\$59,617
TOTAL	939	6.77	\$44,825	979	6.12	\$45,265	1,093	6.07	\$50,678	738	5.27	\$47,356	882	5.58	\$57,993

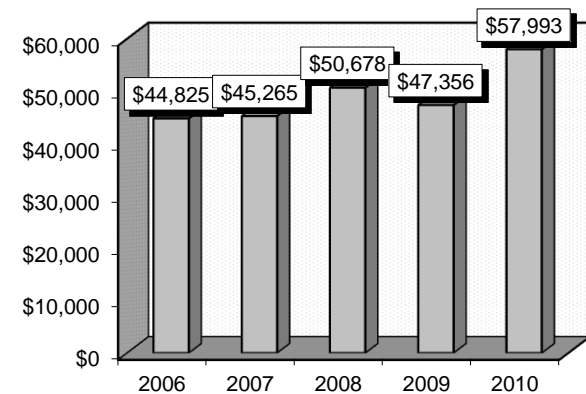
Patient Discharges



Average Length of Stay



Average Billed Charges



County / Hospital	2006			2007			2008			2009			2010		
	Cases	Avg LOS	Avg Bill	Cases	Avg LOS	Avg Bill	Cases	Avg LOS	Avg Bill	Cases	Avg LOS	Avg Bill	Cases	Avg LOS	Avg Bill
CLARK															
Centennial Hills	0	0.00	\$0	0	0.00	\$0	15	6.80	\$66,516	11	6.27	\$65,067	22	5.55	\$74,883
Desert Springs	61	8.43	\$66,641	70	5.93	\$44,204	63	6.68	\$63,777	40	4.78	\$45,547	48	5.48	\$60,510
Mountain View	47	5.72	\$41,819	50	6.88	\$54,888	93	6.43	\$66,390	48	5.92	\$67,971	57	6.07	\$76,040
North Vista	39	6.46	\$68,029	44	6.36	\$64,568	37	6.68	\$71,971	20	5.30	\$63,279	18	4.44	\$59,802
St. Rose-Rose de Lima	33	6.39	\$45,359	22	5.86	\$53,652	36	7.53	\$66,372	46	4.59	\$44,486	72	6.57	\$60,709
St. Rose-San Martin	0	0.00	\$0	8	6.50	\$61,224	14	6.64	\$65,735	8	3.50	\$34,144	13	4.62	\$50,010
St. Rose-Siena	27	5.67	\$45,162	26	6.27	\$56,662	42	6.29	\$52,889	47	4.34	\$43,179	65	4.82	\$51,756
Southern Hills	49	7.80	\$54,205	75	7.41	\$54,274	121	6.32	\$54,670	72	5.19	\$47,889	82	6.02	\$58,329
Spring Valley	25	7.00	\$60,951	20	6.65	\$59,244	18	8.67	\$77,754	26	5.65	\$60,478	48	5.98	\$78,425
Summerlin	51	5.57	\$48,594	26	5.77	\$63,839	65	5.85	\$58,171	52	5.81	\$71,861	63	6.21	\$76,172
Sunrise	75	9.39	\$76,756	98	8.12	\$72,356	123	6.37	\$58,491	54	6.87	\$71,943	64	7.36	\$89,310
UMC	16	5.63	\$38,357	9	5.11	\$36,700	7	7.71	\$62,904	19	5.74	\$53,693	15	5.20	\$46,922
Valley	40	8.60	\$87,171	30	6.73	\$79,397	31	8.13	\$104,600	22	7.77	\$95,505	38	6.92	\$98,322
TOTAL	463	7.30	\$60,292	478	6.83	\$59,710	665	6.60	\$63,244	465	5.52	\$58,447	605	6.02	\$69,174
WASHOE															
Carson Tahoe	21	3.95	\$31,485	27	4.19	\$29,042	30	3.67	\$28,743	29	3.52	\$26,762	36	4.56	\$37,623
Northern Nevada	40	4.53	\$29,346	91	3.99	\$29,566	30	4.20	\$35,098	6	4.83	\$41,906	7	3.86	\$34,554
Renown Regional	254	6.05	\$33,039	198	6.14	\$37,052	167	5.76	\$35,616	93	5.61	\$36,614	112	5.51	\$40,023
Renown S. Meadows	38	4.00	\$20,703	53	4.92	\$25,370	52	5.06	\$28,476	19	3.21	\$23,530	24	4.25	\$34,704
Saint Mary's	96	5.96	\$28,139	93	6.74	\$32,096	107	5.77	\$29,486	69	5.14	\$26,628	59	4.31	\$28,739
Sierra Surgery	0	0.00	\$0	0	0.00	\$0	0	0.00	\$0	0	0.00	\$0	0	0.00	\$0
TOTAL	449	5.62	\$30,546	462	5.58	\$32,772	386	5.38	\$32,380	216	4.95	\$31,097	238	4.89	\$36,166
RURAL															
Battle Mountain	0	0.00	\$0	0	0.00	\$0	0	0.00	\$0	0	0.00	\$0	0	0.00	\$0
Boulder City	2	5.00	\$8,383	0	0.00	\$0	3	1.00	\$2,608	2	3.50	\$13,564	0	0.00	\$0
Carson Valley	1	1.00	\$6,936	1	1.00	\$13,571	5	3.80	\$33,248	9	4.33	\$30,970	2	3.50	\$31,965
Churchill	0	0.00	\$0	2	2.00	\$10,517	0	0.00	\$0	0	0.00	\$0	3	1.67	\$8,378
Desert View	0	0.00	\$0	0	0.00	\$0	8	4.50	\$21,271	8	1.50	\$8,964	10	3.50	\$19,682
Grover C. Dils	1	1.00	\$4,433	2	4.50	\$10,144	1	5.00	\$9,152	0	0.00	\$0	0	0.00	\$0
Humboldt	0	0.00	\$0	3	4.67	\$13,321	1	5.00	\$20,127	7	11.57	\$18,607	5	4.20	\$25,923
Incline Village	0	0.00	\$0	0	0.00	\$0	0	0.00	\$0	0	0.00	\$0	0	0.00	\$0
Mesa View	5	2.00	\$13,925	5	3.00	\$17,657	3	5.67	\$30,459	5	2.20	\$10,719	0	0.00	\$0
Mount Grant	2	187.50	\$17,290	10	4.20	\$13,401	6	3.33	\$11,344	7	5.71	\$19,646	1	1.00	\$5,568
Northeastern	6	5.83	\$37,068	6	6.33	\$33,061	6	4.00	\$26,210	4	4.75	\$34,378	4	3.75	\$37,075
Nye	5	3.20	\$15,137	3	2.33	\$10,599	1	1.00	\$5,303	4	1.75	\$7,291	4	2.00	\$10,120
Pershing	0	0.00	\$0	2	2.00	\$9,274	2	3.50	\$12,245	5	4.00	\$13,453	5	2.40	\$6,881
South Lyon	2	1.50	\$2,796	0	0.00	\$0	2	2.00	\$5,251	1	1.00	\$7,398	2	1.50	\$5,000
William Bee Ririe	3	2.00	\$8,243	5	2.60	\$13,268	4	6.50	\$26,296	5	3.20	\$22,743	3	2.67	\$12,751
TOTAL	27	16.93	\$17,065	39	3.77	\$16,210	42	3.98	\$19,897	57	4.44	\$18,491	39	2.95	\$17,756
ALL COUNTIES	939	6.77	\$44,825	979	6.12	\$45,265	1,093	6.07	\$50,678	738	5.27	\$47,356	882	5.58	\$57,993

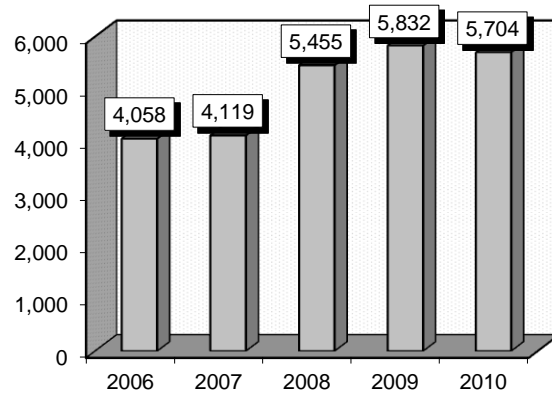
CHRONIC OBSTRUCTIVE PULMONARY DISEASE

Associated Diagnoses: Diagnoses that frequently accompanied chronic obstructive pulmonary disease were: 1) Chronic obstructive bronchitis with acute exacerbation (49121), 2) Hypertension (4019), 3) Tobacco use disorder (3051), 4) History of tobacco use (V1582), 5) Congestive heart failure (4280).

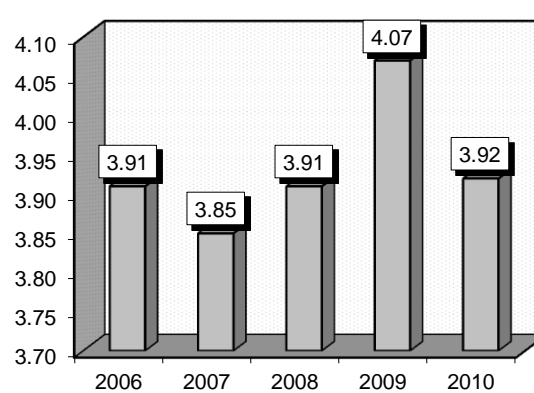
Definitions: Chronic obstructive pulmonary disease: A progressive and irreversible condition characterized by diminished inspiratory and expiratory capacity of the lungs. It includes asthma, chronic bronchiectasis, chronic bronchitis and emphysema. The condition is aggravated by cigarette smoking and air pollution. **Hypertension:** Elevated blood pressure persistently exceeding 140/90. Essential hypertension, the most common kind, has no single identifiable cause. **Exacerbation:** An increase in the seriousness of a disease or disorder as marked by greater intensity in the signs or symptoms of the patient being treated. **Asthma:** A respiratory disorder characterized by recurring episodes of breathing difficulty, wheezing on expiration and/or inspiration caused by constriction of the bronchi, coughing and thick bronchial secretions. **Status asthmaticus:** An acute, severe, and prolonged asthma attack. Hypoxia, cyanosis and unconsciousness may follow, and the attack may be fatal. **Hypoxia:** Inadequate oxygenation characterized by an high heart rate, high blood pressure, dizziness and mental confusion. **Cyanosis:** A bluish discoloration of the skin caused by an excess of deoxygenated blood. **Bronchiectasis:** An abnormal condition of the bronchial tree characterized by irreversible dilation and destruction of the bronchial walls.

Gender	2006			2007			2008			2009			2010		
	Cases	Avg LOS	Avg Bill	Cases	Avg LOS	Avg Bill	Cases	Avg LOS	Avg Bill	Cases	Avg LOS	Avg Bill	Cases	Avg LOS	Avg Bill
Male	1,657	3.83	\$25,241	1,713	3.70	\$28,046	2,319	3.82	\$29,844	2,465	4.06	\$32,466	2,343	3.62	\$34,397
Female	2,401	3.96	\$25,317	2,406	3.95	\$29,146	3,136	3.97	\$30,238	3,367	4.08	\$33,140	3,361	4.13	\$35,233
Age Group	Cases	Avg LOS	Avg Bill	Cases	Avg LOS	Avg Bill	Cases	Avg LOS	Avg Bill	Cases	Avg LOS	Avg Bill	Cases	Avg LOS	Avg Bill
Ages 0-17	7	3.43	\$25,158	5	1.40	\$3,280	5	1.20	\$9,131	7	2.86	\$17,860	6	4.00	\$42,115
Ages 18-35	29	3.31	\$20,507	26	3.04	\$19,487	43	2.79	\$23,903	42	3.79	\$30,181	46	2.46	\$21,754
Ages 36-49	349	3.91	\$24,816	349	3.46	\$26,677	419	3.55	\$27,786	451	3.44	\$31,251	374	3.25	\$32,352
Ages 50-64	1,260	3.73	\$25,009	1,274	3.92	\$29,630	1,730	3.87	\$29,966	1,889	3.88	\$33,154	1,762	3.78	\$35,058
Ages 65+	2,413	4.00	\$25,557	2,465	3.88	\$28,636	3,258	3.99	\$30,533	3,443	4.27	\$32,964	3,516	4.08	\$35,235
TOTAL	4,058	3.91	\$25,286	4,119	3.85	\$28,689	5,455	3.91	\$30,070	5,832	4.07	\$32,855	5,704	3.92	\$34,890

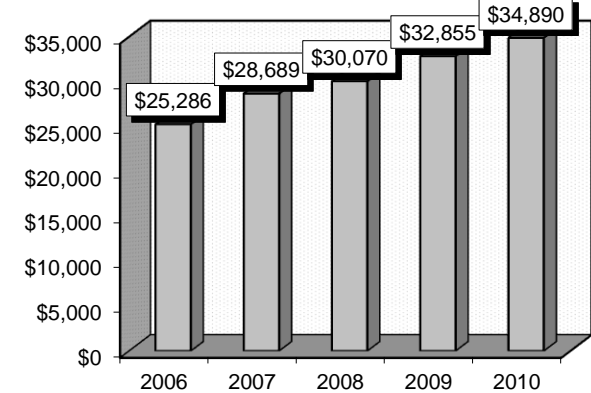
Patient Discharges



Average Length of Stay



Average Billed Charges



County / Hospital	2006			2007			2008			2009			2010		
	Cases	Avg LOS	Avg Bill	Cases	Avg LOS	Avg Bill	Cases	Avg LOS	Avg Bill	Cases	Avg LOS	Avg Bill	Cases	Avg LOS	Avg Bill
CLARK															
Centennial Hills	0	0.00	\$0	0	0.00	\$0	184	3.73	\$32,612	231	3.73	\$37,722	269	3.68	\$38,577
Desert Springs	334	4.28	\$26,851	279	3.91	\$28,496	397	3.93	\$32,488	330	4.15	\$33,794	338	3.95	\$37,443
Mountain View	305	4.31	\$30,139	283	4.45	\$36,017	397	4.40	\$38,464	478	4.45	\$44,485	431	4.43	\$47,442
North Vista	245	4.11	\$28,775	239	4.31	\$32,475	306	4.48	\$37,876	328	4.18	\$38,322	272	4.35	\$43,589
St. Rose-Rose de Lima	205	3.46	\$24,567	231	3.50	\$28,280	340	4.25	\$31,801	343	3.60	\$29,164	255	3.94	\$34,803
St. Rose-San Martin	6	1.33	\$14,456	61	3.34	\$25,410	182	3.93	\$30,653	168	4.15	\$32,909	180	3.72	\$33,104
St. Rose-Siena	296	3.73	\$26,794	265	3.08	\$26,031	296	3.81	\$29,096	294	3.93	\$33,339	320	3.91	\$36,589
Southern Hills	108	5.04	\$32,014	74	4.01	\$30,324	63	3.19	\$26,981	76	4.29	\$36,875	31	2.84	\$33,400
Spring Valley	193	3.59	\$28,853	215	3.79	\$30,491	277	4.09	\$36,096	282	3.62	\$34,626	240	3.54	\$38,857
Summerlin	234	4.16	\$33,059	235	4.24	\$42,017	217	4.24	\$41,427	249	4.16	\$43,648	255	4.04	\$45,853
Sunrise	407	3.93	\$31,268	403	4.42	\$37,018	440	4.01	\$35,583	485	4.55	\$43,980	443	3.99	\$43,686
UMC	301	3.72	\$18,610	317	3.83	\$26,546	333	3.75	\$25,606	332	3.81	\$31,411	354	3.39	\$30,333
Valley	348	4.10	\$33,060	384	4.03	\$38,316	471	3.79	\$37,571	460	3.93	\$43,080	475	4.06	\$50,804
TOTAL	2,982	4.00	\$28,457	2,986	3.97	\$32,688	3,903	4.02	\$34,161	4,056	4.06	\$37,979	3,863	3.94	\$40,941
WASHOE															
Carson Tahoe	207	3.21	\$16,428	202	2.95	\$18,235	227	3.00	\$19,107	317	3.30	\$21,247	277	3.69	\$23,906
Northern Nevada	83	3.77	\$22,919	100	2.87	\$20,730	158	3.75	\$27,130	124	3.73	\$30,004	163	2.99	\$27,565
Renown Regional	251	3.93	\$19,163	276	3.70	\$22,212	385	4.05	\$23,285	473	3.89	\$25,184	519	3.96	\$26,921
Renown S. Meadows	56	2.91	\$14,014	75	3.65	\$18,345	81	3.88	\$21,575	86	3.01	\$20,062	84	2.76	\$20,921
Saint Mary's	138	3.91	\$18,867	154	3.81	\$18,089	197	3.78	\$20,074	237	3.90	\$20,117	225	3.86	\$21,256
Sierra Surgery	0	0.00	\$0	0	0.00	\$0	0	0.00	\$0	0	0.00	\$0	0	0.00	\$0
TOTAL	735	3.63	\$18,369	807	3.42	\$19,887	1,048	3.71	\$22,224	1,237	3.66	\$23,331	1,268	3.68	\$24,942
RURAL															
Battle Mountain	1	1.00	\$1,753	2	3.00	\$3,897	3	1.67	\$5,793	0	0.00	\$0	0	0.00	\$0
Boulder City	43	4.40	\$9,325	31	5.23	\$11,518	32	4.47	\$9,235	26	4.23	\$9,071	17	3.82	\$9,781
Carson Valley	27	2.70	\$12,068	31	4.58	\$21,133	36	2.89	\$18,912	30	2.97	\$19,549	41	2.46	\$14,274
Churchill	56	4.50	\$17,707	64	4.33	\$18,819	88	3.77	\$16,909	83	3.83	\$17,863	106	3.28	\$16,402
Desert View	0	0.00	\$0	0	0.00	\$0	84	2.63	\$12,483	117	3.11	\$16,226	136	2.86	\$15,712
Grover C. Dils	23	2.65	\$5,063	17	3.00	\$6,001	17	3.18	\$7,071	10	2.90	\$7,382	10	2.90	\$8,054
Humboldt	9	3.44	\$8,745	9	2.22	\$5,962	28	2.89	\$10,784	27	39.19	\$25,576	27	29.11	\$24,272
Incline Village	0	0.00	\$0	0	0.00	\$0	0	0.00	\$0	0	0.00	\$0	0	0.00	\$0
Mesa View	43	2.58	\$12,947	31	2.71	\$12,393	50	3.06	\$14,210	67	2.19	\$10,279	94	3.34	\$17,876
Mount Grant	26	5.46	\$13,718	19	3.74	\$10,083	25	3.84	\$10,418	23	3.78	\$10,793	29	4.10	\$13,984
Northeastern	39	4.38	\$21,049	37	3.73	\$18,796	53	3.98	\$24,335	67	3.48	\$23,530	44	2.82	\$22,113
Nye	11	1.64	\$6,333	7	2.14	\$8,678	10	2.10	\$8,876	14	2.21	\$9,775	13	1.92	\$8,730
Pershing	17	2.71	\$7,942	22	3.45	\$11,532	30	4.07	\$17,592	29	3.41	\$12,697	12	2.75	\$9,284
South Lyon	23	4.00	\$7,568	27	3.26	\$6,601	16	3.69	\$9,105	25	3.72	\$10,774	23	3.26	\$9,787
William Bee Ririe	23	3.09	\$9,669	29	3.24	\$12,756	32	3.31	\$13,680	21	4.67	\$21,392	21	3.57	\$17,068
TOTAL	341	3.69	\$12,465	326	3.75	\$13,846	504	3.39	\$14,709	539	5.11	\$16,150	573	4.33	\$16,108
ALL COUNTIES	4,058	3.91	\$25,286	4,119	3.85	\$28,689	5,455	3.91	\$30,070	5,832	4.07	\$32,855	5,704	3.92	\$34,890

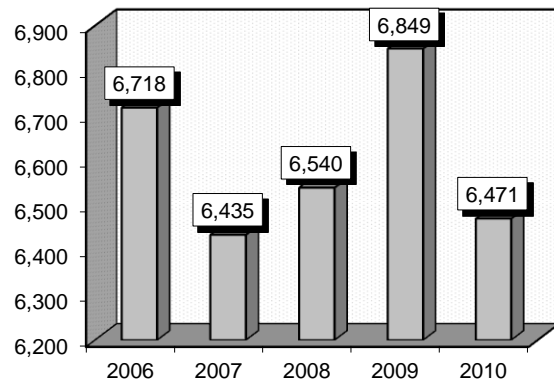
SIMPLE PNEUMONIA & PLEURISY

Associated Diagnoses: Diagnoses that frequently accompanied simple pneumonia and pleurisy were: 1) Hypertension (4019), 2) Congestive heart failure, unspecified (4280), 3) Tobacco use disorder (3051), 4) Chronic airway obstruction (496), 5) Chronic bronchitis with acute exacerbation (49121), 6) Hypoxemia (79902), 7) Asthma (49390), 8) Otitis Media (3829), 9) Pneumonia due to respiratory syncytial virus (4801), 10) Acute bronchiolitis due to other infectious organisms (46619).

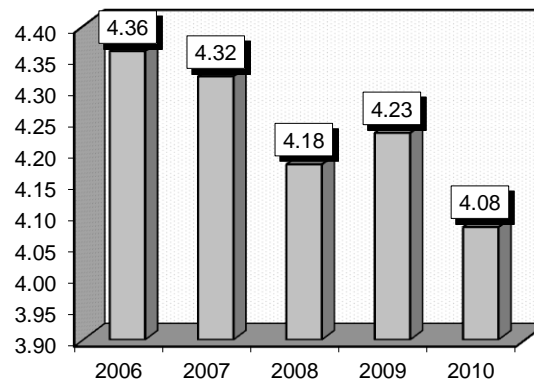
Definitions: **Hypertension:** Elevated blood pressure persistently exceeding 140/90. Essential hypertension, the most common kind, has no single identifiable cause. **Pneumonia:** An acute inflammation of the lungs, often caused by inhalation of the species streptococcus pneumoniae. The alveoli and bronchioles of the lungs become plugged with fibrous secretions. **Alveoli:** A small outpouching in the lungs through which gas exchanges from the pulmonary capillary blood. **Bronchioles:** A small airway of the respiratory system extending from the bronchi into the lobes of the lung. **Pleurisy:** Inflammation of the membrane enclosing the lung. **Bronchitis:** An inflammation of mucous membranes of the bronchial tubes. It is accompanied by a persistent cough, and phlegm. **Exacerbation:** An increase in the seriousness of a disease or disorder as marked by greater intensity in the signs or symptoms of the patient being treated. **Hypoxemia:** Low oxygen levels in the blood. **Asthma:** A respiratory disorder characterized by recurring episodes of breathing difficulty, wheezing on expiration and/or inspiration caused by constriction of the bronchi, coughing and thick bronchial secretions **Otitis Media:** Infection and inflammation of the middle ear space and eardrum.

Gender	2006			2007			2008			2009			2010		
	Cases	Avg LOS	Avg Bill	Cases	Avg LOS	Avg Bill	Cases	Avg LOS	Avg Bill	Cases	Avg LOS	Avg Bill	Cases	Avg LOS	Avg Bill
Male	3,313	4.21	\$26,379	3,211	4.26	\$30,059	3,321	4.04	\$29,648	3,390	4.19	\$33,673	3,275	3.98	\$35,381
Female	3,405	4.50	\$28,490	3,224	4.39	\$30,415	3,219	4.33	\$30,671	3,459	4.27	\$33,510	3,196	4.19	\$35,624
Age Group	Cases	Avg LOS	Avg Bill	Cases	Avg LOS	Avg Bill	Cases	Avg LOS	Avg Bill	Cases	Avg LOS	Avg Bill	Cases	Avg LOS	Avg Bill
Ages 0-17	866	3.17	\$14,704	738	3.06	\$14,551	844	3.11	\$16,117	1,042	2.98	\$17,473	963	2.82	\$16,465
Ages 18-35	328	3.69	\$23,012	339	4.15	\$30,954	398	3.52	\$27,947	521	4.21	\$34,251	386	3.64	\$32,998
Ages 36-49	699	4.11	\$27,854	737	3.97	\$30,064	759	4.02	\$31,339	796	3.97	\$32,824	646	3.87	\$36,590
Ages 50-64	1,397	4.60	\$30,470	1,355	4.45	\$33,208	1,388	4.26	\$32,470	1,479	4.53	\$37,294	1,338	4.29	\$39,539
Ages 65+	3,428	4.67	\$29,780	3,266	4.65	\$32,515	3,151	4.56	\$32,882	3,011	4.59	\$37,437	3,138	4.48	\$39,704
TOTAL	6,718	4.36	\$27,449	6,435	4.32	\$30,238	6,540	4.18	\$30,152	6,849	4.23	\$33,591	6,471	4.08	\$35,501

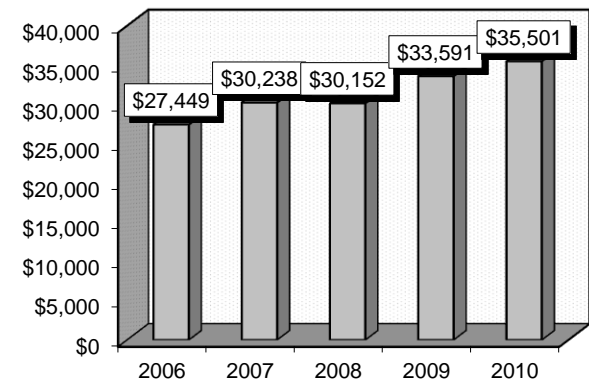
Patient Discharges



Average Length of Stay



Average Billed Charges



County / Hospital	2006			2007			2008			2009			2010		
	Cases	Avg LOS	Avg Bill	Cases	Avg LOS	Avg Bill	Cases	Avg LOS	Avg Bill	Cases	Avg LOS	Avg Bill	Cases	Avg LOS	Avg Bill
CLARK															
Centennial Hills	0	0.00	\$0	0	0.00	\$0	140	4.28	\$37,230	206	4.36	\$41,364	162	4.47	\$48,199
Desert Springs	461	4.56	\$29,621	439	4.68	\$33,577	381	4.64	\$38,353	360	4.49	\$38,667	333	4.81	\$48,393
Mountain View	425	4.50	\$33,739	417	5.06	\$41,185	324	5.00	\$44,800	395	5.01	\$51,267	392	4.46	\$50,532
North Vista	204	5.43	\$40,755	174	4.75	\$38,458	166	4.82	\$42,624	151	4.47	\$40,195	169	5.08	\$49,494
St. Rose-Rose de Lima	279	4.07	\$28,712	258	4.12	\$33,249	216	4.65	\$36,880	197	4.04	\$34,813	163	4.15	\$39,259
St. Rose-San Martin	19	3.42	\$24,621	147	4.02	\$27,278	196	4.12	\$31,388	218	4.28	\$36,266	223	4.00	\$36,848
St. Rose-Siena	463	4.17	\$28,142	391	4.49	\$32,556	278	4.80	\$34,765	291	3.91	\$31,021	318	3.97	\$35,287
Southern Hills	162	5.01	\$34,760	95	5.82	\$42,910	117	4.61	\$39,568	117	5.59	\$54,703	121	4.79	\$53,320
Spring Valley	282	4.26	\$31,619	300	4.83	\$37,699	328	4.21	\$37,925	337	4.06	\$42,056	267	4.34	\$53,957
Summerlin	534	4.86	\$37,576	568	4.37	\$38,000	493	4.09	\$34,735	499	4.50	\$41,417	471	3.90	\$40,961
Sunrise	772	4.46	\$32,622	525	4.55	\$36,873	530	4.15	\$34,660	654	4.55	\$41,398	540	4.39	\$47,110
UMC	633	4.66	\$23,380	669	4.51	\$31,092	659	3.94	\$28,417	732	4.00	\$30,119	585	3.91	\$29,895
Valley	404	5.04	\$39,389	361	4.85	\$43,959	333	5.03	\$44,184	320	4.94	\$53,641	273	4.46	\$58,350
TOTAL	4,638	4.59	\$31,981	4,344	4.61	\$36,124	4,161	4.41	\$36,338	4,477	4.42	\$40,223	4,017	4.29	\$44,048
WASHOE															
Carson Tahoe	467	3.58	\$19,463	462	3.13	\$18,641	450	3.20	\$19,147	338	3.70	\$22,332	352	3.79	\$23,474
Northern Nevada	95	3.29	\$20,926	112	3.35	\$22,992	103	4.05	\$30,238	107	3.68	\$30,484	115	3.77	\$31,942
Renown Regional	398	4.05	\$18,531	403	4.03	\$20,719	570	3.81	\$21,122	620	4.24	\$24,589	617	4.06	\$24,374
Renown S. Meadows	110	3.65	\$17,078	92	3.64	\$18,588	121	4.22	\$21,775	130	3.62	\$22,488	123	3.38	\$23,645
Saint Mary's	277	4.22	\$19,994	335	4.36	\$19,533	364	4.18	\$20,634	356	4.25	\$20,837	420	3.89	\$19,781
Sierra Surgery	0	0.00	\$0	0	0.00	\$0	0	0.00	\$0	0	0.00	\$0	0	0.00	\$0
TOTAL	1,347	3.83	\$19,205	1,404	3.73	\$19,794	1,608	3.77	\$21,092	1,551	4.03	\$23,467	1,627	3.88	\$23,474
RURAL															
Battle Mountain	14	2.64	\$3,783	14	2.50	\$4,402	13	3.23	\$6,752	10	3.20	\$7,983	7	3.71	\$7,394
Boulder City	64	4.53	\$10,229	79	4.32	\$10,118	71	4.70	\$11,297	59	4.31	\$9,965	46	4.22	\$10,843
Carson Valley	59	4.47	\$18,514	53	4.13	\$21,011	70	2.89	\$18,208	72	2.40	\$13,138	68	3.18	\$20,474
Churchill	128	4.21	\$16,755	136	4.44	\$18,744	137	4.34	\$17,747	141	4.53	\$19,076	150	3.91	\$17,757
Desert View	0	0.00	\$0	0	0.00	\$0	41	3.46	\$13,858	69	3.04	\$15,934	104	3.20	\$16,788
Grover C. Dils	19	3.79	\$7,280	16	3.44	\$7,601	17	3.71	\$9,575	9	3.56	\$9,715	9	3.56	\$10,737
Humboldt	29	2.79	\$6,879	20	2.85	\$5,470	24	4.04	\$13,396	26	3.12	\$10,826	18	3.61	\$15,654
Incline Village	5	3.80	\$21,647	2	2.00	\$12,202	2	4.00	\$24,739	3	3.00	\$14,479	2	1.00	\$15,847
Mesa View	71	2.90	\$14,462	67	2.48	\$12,042	53	3.23	\$13,378	56	2.63	\$11,543	67	2.99	\$16,484
Mount Grant	29	4.38	\$11,858	14	5.93	\$14,857	45	4.62	\$12,015	53	4.08	\$11,157	48	4.50	\$15,692
Northeastern	153	4.42	\$19,484	141	3.79	\$18,920	151	4.02	\$22,751	194	3.75	\$23,894	200	3.38	\$23,914
Nye	24	2.21	\$9,068	19	2.00	\$6,971	16	2.19	\$10,536	17	2.59	\$14,927	15	2.33	\$9,733
Pershing	38	3.13	\$8,662	27	2.33	\$6,925	21	3.33	\$10,875	19	2.89	\$12,013	14	3.14	\$9,890
South Lyon	44	3.52	\$6,675	44	3.70	\$7,354	54	3.41	\$8,257	55	3.04	\$9,035	48	2.79	\$8,113
William Bee Ririe	56	3.14	\$11,133	55	3.22	\$13,844	56	3.39	\$15,148	38	4.61	\$24,168	31	3.77	\$16,652
TOTAL	733	3.84	\$13,924	687	3.70	\$14,361	771	3.82	\$15,660	821	3.61	\$16,548	827	3.48	\$17,646
ALL COUNTIES	6,718	4.36	\$27,449	6,435	4.32	\$30,238	6,540	4.18	\$30,152	6,849	4.23	\$33,591	6,471	4.08	\$35,501

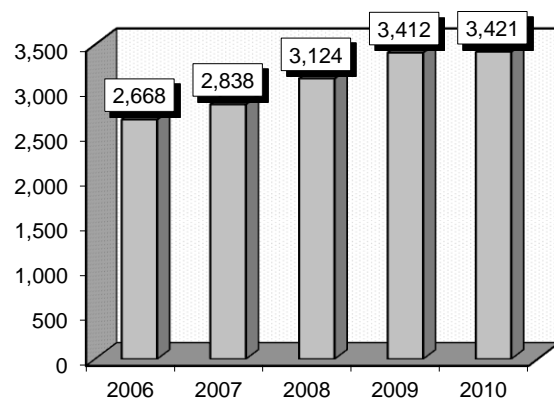
BRONCHITIS & ASTHMA

Associated Diagnoses: Diagnoses that frequently accompanied bronchitis and asthma were: 1) Hypertension (4019), 2) Hypoxemia (79902), 3) Tobacco use disorder (3051), 4) Diabetes Mellitus without mention of complication (25000), 5) Hypopotassemia (2768), 6) Obesity (27800), 7) Acute bronchiolitis due to respiratory syncytial virus (46611), 8) Otitis Media (3829), 9) Pneumonia (486), 10) Dehydration (27651), 11) Acute upper respiratory infections of multiple or unspecified sites (4659).

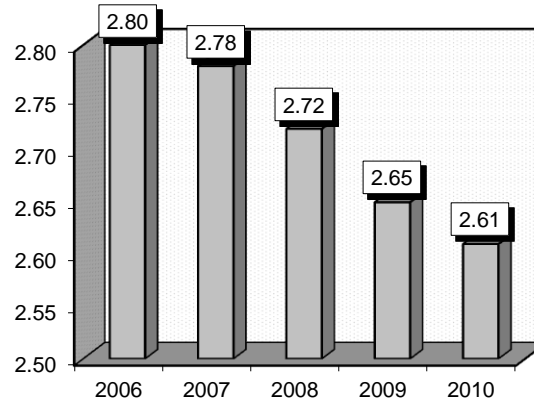
Definitions: **Hypertension:** Elevated blood pressure persistently exceeding 140/90. Essential hypertension, the most common kind, has no single identifiable cause. **Hypoxemia:** Low oxygen levels in the blood. **Diabetes Mellitus:** High blood sugar resulting from low levels of insulin or insulin resistance. **Hypopotassemia:** Disorder of fluid, electrolyte, and acid-base balance. **Bronchitis:** An acute or chronic inflammation of the mucous membranes of the tracheobronchial tree. Acute bronchitis is characterized by a productive cough, fever, increased mucus secretion and back pain. Chronic bronchitis is a common debilitating pulmonary disease, characterized by greatly increased production of mucus by the glands of the trachea and bronchi and results in a productive cough for at least 3 months of the year for more than two consecutive years. **Asthma:** A respiratory disorder characterized by recurring episodes of breathing difficulty, wheezing on expiration and/or inspiration caused by constriction of the bronchi, coughing and thick bronchial secretions. **Asphyxia:** Severe lack of oxygen leading to loss of consciousness and possibly death. **Bronchiolitis:** Acute viral infection of the lower respiratory tract, primarily in infants less than 18 months of age.

Gender	2006			2007			2008			2009			2010		
	Cases	Avg LOS	Avg Bill	Cases	Avg LOS	Avg Bill	Cases	Avg LOS	Avg Bill	Cases	Avg LOS	Avg Bill	Cases	Avg LOS	Avg Bill
Male	1,261	2.59	\$12,785	1,400	2.67	\$14,611	1,459	2.55	\$15,245	1,610	2.54	\$16,774	1,642	2.48	\$17,801
Female	1,407	2.99	\$16,970	1,438	2.89	\$17,228	1,665	2.88	\$19,080	1,802	2.75	\$19,767	1,779	2.74	\$20,783
Age Group	Cases	Avg LOS	Avg Bill	Cases	Avg LOS	Avg Bill	Cases	Avg LOS	Avg Bill	Cases	Avg LOS	Avg Bill	Cases	Avg LOS	Avg Bill
Ages 0-17	1,410	2.73	\$11,673	1,647	2.79	\$12,827	1,568	2.55	\$12,488	1,749	2.48	\$13,199	1,885	2.52	\$14,651
Ages 18-35	284	2.63	\$15,417	314	2.68	\$18,940	355	2.52	\$18,836	424	2.68	\$21,548	398	2.49	\$22,342
Ages 36-49	398	2.89	\$19,728	376	2.76	\$20,780	469	2.93	\$22,146	489	2.66	\$23,036	453	2.67	\$25,210
Ages 50-64	315	2.88	\$19,442	289	2.87	\$21,636	362	3.02	\$23,510	407	3.04	\$25,760	362	2.82	\$27,190
Ages 65+	261	3.11	\$19,873	212	2.81	\$19,288	370	3.10	\$23,906	343	3.00	\$25,236	323	3.01	\$26,095
TOTAL	2,668	2.80	\$14,992	2,838	2.78	\$15,937	3,124	2.72	\$17,289	3,412	2.65	\$18,354	3,421	2.61	\$19,352

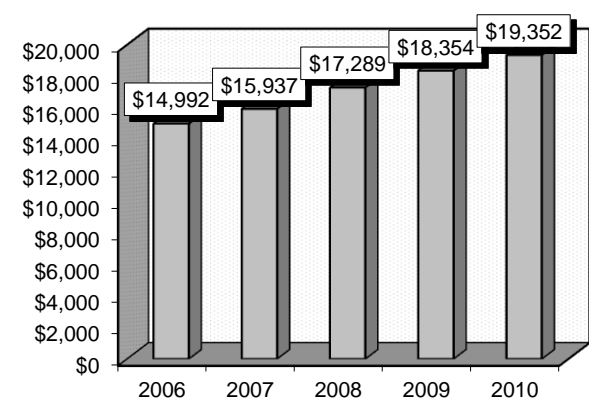
Patient Discharges



Average Length of Stay



Average Billed Charges



County / Hospital	2006			2007			2008			2009			2010		
	Cases	Avg LOS	Avg Bill	Cases	Avg LOS	Avg Bill	Cases	Avg LOS	Avg Bill	Cases	Avg LOS	Avg Bill	Cases	Avg LOS	Avg Bill
CLARK															
Centennial Hills	0	0.00	\$0	0	0.00	\$0	84	2.94	\$24,796	134	2.65	\$22,404	99	2.92	\$31,715
Desert Springs	76	2.49	\$17,295	71	2.42	\$17,480	104	2.89	\$23,107	72	2.67	\$22,146	56	3.02	\$28,527
Mountain View	99	3.30	\$23,830	104	2.67	\$20,655	152	3.15	\$26,851	190	2.71	\$24,848	230	2.73	\$27,608
North Vista	48	3.04	\$21,058	51	2.51	\$20,423	43	2.81	\$21,620	58	2.76	\$21,561	44	2.52	\$22,679
St. Rose-Rose de Lima	66	2.70	\$18,259	51	2.31	\$17,160	64	3.19	\$22,673	87	3.31	\$26,928	50	2.52	\$23,471
St. Rose-San Martin	5	2.60	\$9,440	51	2.59	\$12,384	71	2.87	\$18,234	77	3.21	\$22,610	73	3.38	\$23,073
St. Rose-Siena	198	2.88	\$13,349	172	2.73	\$13,181	198	2.45	\$13,372	227	2.40	\$14,051	274	2.52	\$15,308
Southern Hills	37	2.89	\$21,769	32	2.41	\$17,166	35	2.69	\$22,719	30	2.50	\$24,145	21	3.10	\$29,437
Spring Valley	83	3.00	\$21,560	54	2.87	\$22,771	92	2.98	\$25,305	87	2.29	\$24,174	77	2.55	\$25,894
Summerlin	400	2.63	\$14,404	454	3.05	\$17,771	457	2.64	\$15,726	429	2.91	\$19,031	424	2.92	\$21,950
Sunrise	433	3.17	\$20,079	465	2.82	\$19,462	530	2.64	\$19,197	580	2.43	\$19,349	536	2.39	\$20,472
UMC	534	2.63	\$11,528	545	2.70	\$15,783	466	2.67	\$15,509	488	2.39	\$16,330	503	2.54	\$17,854
Valley	84	3.07	\$25,119	76	2.89	\$25,404	103	2.88	\$27,934	133	3.50	\$33,369	122	2.29	\$28,982
TOTAL	2,063	2.84	\$16,431	2,126	2.78	\$17,702	2,399	2.73	\$18,958	2,592	2.65	\$20,240	2,509	2.63	\$21,740
WASHOE															
Carson Tahoe	117	2.54	\$9,716	142	2.46	\$10,816	139	2.57	\$11,203	147	2.73	\$12,367	131	2.48	\$10,551
Northern Nevada	15	3.00	\$17,538	23	2.09	\$14,667	36	2.03	\$14,869	30	2.17	\$16,886	44	1.84	\$17,424
Renown Regional	232	2.78	\$10,725	277	2.98	\$12,010	251	2.64	\$12,394	288	2.89	\$14,106	393	2.69	\$14,217
Renown S. Meadows	21	2.71	\$11,884	19	2.58	\$13,476	30	2.30	\$13,855	23	1.65	\$12,168	22	2.09	\$16,402
Saint Mary's	89	2.67	\$10,094	103	3.06	\$9,109	100	2.91	\$10,342	128	2.87	\$10,066	119	3.00	\$11,065
Sierra Surgery	0	0.00	\$0	0	0.00	\$0	0	0.00	\$0	0	0.00	\$0	0	0.00	\$0
TOTAL	474	2.71	\$10,624	564	2.81	\$11,337	556	2.61	\$11,966	616	2.77	\$12,915	709	2.63	\$13,277
RURAL															
Battle Mountain	1	2.00	\$4,872	0	0.00	\$0	4	1.25	\$3,567	2	2.50	\$5,745	0	0.00	\$0
Boulder City	5	3.40	\$9,916	10	2.90	\$7,021	17	4.06	\$11,185	3	3.67	\$10,388	2	3.00	\$6,213
Carson Valley	6	2.00	\$10,993	9	4.00	\$18,290	11	2.00	\$12,791	5	2.60	\$16,530	9	2.00	\$12,874
Churchill	27	2.81	\$8,375	30	2.73	\$9,427	31	2.74	\$11,307	53	2.15	\$9,874	46	2.46	\$10,547
Desert View	0	0.00	\$0	0	0.00	\$0	5	2.00	\$8,738	27	1.89	\$9,612	53	2.26	\$11,391
Grover C. Dils	5	2.60	\$3,922	2	1.50	\$3,541	2	3.00	\$7,145	0	0.00	\$0	2	3.00	\$7,044
Humboldt	4	2.00	\$3,345	20	2.35	\$4,036	4	3.50	\$9,457	6	2.17	\$9,239	7	2.71	\$10,586
Incline Village	0	0.00	\$0	0	0.00	\$0	0	0.00	\$0	0	0.00	\$0	0	0.00	\$0
Mesa View	8	2.38	\$11,535	2	1.00	\$3,551	4	1.75	\$8,163	6	2.50	\$9,825	8	1.00	\$5,770
Mount Grant	6	2.50	\$7,172	5	3.00	\$7,400	17	4.88	\$10,768	29	3.07	\$8,619	21	2.57	\$8,229
Northeastern	17	2.47	\$9,569	30	2.33	\$9,355	33	2.45	\$12,396	41	2.44	\$15,769	33	2.61	\$15,791
Nye	5	1.60	\$3,722	3	2.00	\$8,745	2	1.50	\$6,710	6	1.67	\$6,660	4	2.00	\$6,413
Pershing	14	1.86	\$5,495	12	2.58	\$7,241	13	3.23	\$11,124	4	2.50	\$8,744	0	0.00	\$0
South Lyon	6	1.33	\$3,293	7	5.57	\$2,246	6	1.17	\$3,431	9	2.00	\$6,558	8	1.75	\$5,902
William Bee Ririe	27	2.48	\$10,147	18	1.89	\$7,918	20	3.40	\$14,148	13	1.92	\$11,842	10	2.50	\$12,485
TOTAL	131	2.39	\$8,143	148	2.66	\$8,119	169	2.97	\$11,111	204	2.32	\$10,818	203	2.35	\$11,050
ALL COUNTIES	2,668	2.80	\$14,992	2,838	2.78	\$15,937	3,124	2.72	\$17,289	3,412	2.65	\$18,354	3,421	2.61	\$19,352

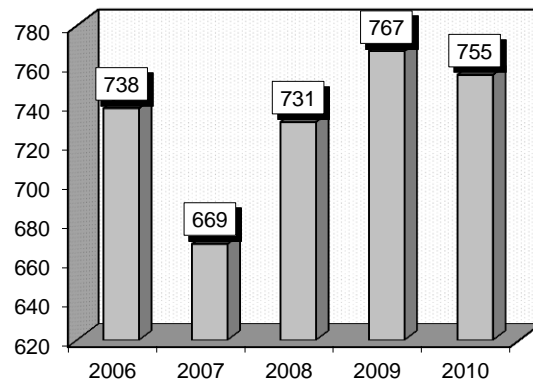
CARDIAC VALVE & OTHER MAJOR CARDIOTHORACIC PROCEDURES

Associated Procedures: Procedures that frequently accompanied cardiac procedures were: 1) Coronary arteriography using two catheters (8855-6), 2) Left heart cardiac catheterization (3722), 3) Replacement of aortic valve with tissue graft (3521), 4) Angiocardiology (885), 5) Monitoring of cardiac output (8967-8), 6) Transfusion (9904-9), 7) Aortocoronary bypass (3610-4).

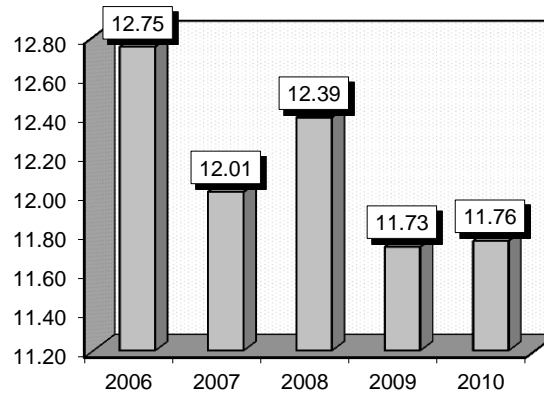
Definitions: **Coronary:** Related to arteries that supply blood and nutrients to the heart. **Aorta:** The largest artery in the body. It carries oxygen-rich blood away from the heart to vessels that reach the rest of the body. **Arteriography:** A procedure to x-ray arteries. The arteries can be seen because of an injection of a dye that outlines the vessels on an x-ray. **Catheter:** A thin, flexible, hollow tube through which fluids enter or leave the body. **Angiocardiology:** An x-ray method using dye in the bloodstream to show the dimension of the heart. X-ray examination of the heart and great blood vessels that follows the course of an opaque fluid which has been injected into the blood stream. **Transfusion:** Replacing blood or blood components a body has lost in surgery, or through an accident.

Gender	2006			2007			2008			2009			2010		
	Cases	Avg LOS	Avg Bill	Cases	Avg LOS	Avg Bill	Cases	Avg LOS	Avg Bill	Cases	Avg LOS	Avg Bill	Cases	Avg LOS	Avg Bill
Male	441	13.16	\$200,437	425	11.52	\$204,413	448	12.01	\$216,373	458	11.82	\$234,072	457	11.46	\$271,971
Female	297	12.12	\$183,829	244	12.86	\$228,453	283	12.99	\$221,404	309	11.61	\$231,672	298	12.22	\$256,791
Age Group	Cases	Avg LOS	Avg Bill	Cases	Avg LOS	Avg Bill	Cases	Avg LOS	Avg Bill	Cases	Avg LOS	Avg Bill	Cases	Avg LOS	Avg Bill
Ages 0-17	18	10.44	\$211,939	19	11.32	\$268,765	20	8.10	\$242,289	24	7.08	\$224,799	14	12.36	\$353,450
Ages 18-35	33	11.91	\$166,741	20	9.20	\$175,854	22	11.86	\$225,714	25	13.04	\$243,059	19	11.26	\$293,558
Ages 36-49	67	13.13	\$189,308	58	13.28	\$217,737	56	11.16	\$201,087	53	11.42	\$220,453	50	12.38	\$260,830
Ages 50-64	218	13.22	\$188,753	203	12.12	\$209,854	210	13.60	\$219,913	205	11.62	\$235,680	215	11.72	\$259,310
Ages 65+	402	12.59	\$198,609	369	11.94	\$213,456	423	12.18	\$218,294	460	11.99	\$233,308	457	11.71	\$265,855
TOTAL	738	12.75	\$193,753	669	12.01	\$213,181	731	12.39	\$218,321	767	11.73	\$233,105	755	11.76	\$265,979

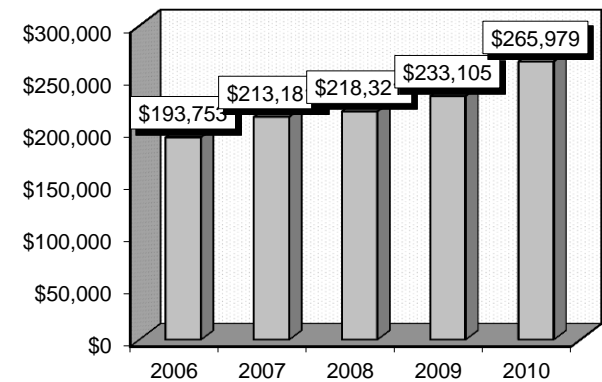
Patient Discharges



Average Length of Stay



Average Billed Charges



County / Hospital	2006			2007			2008			2009			2010		
	Cases	Avg LOS	Avg Bill	Cases	Avg LOS	Avg Bill	Cases	Avg LOS	Avg Bill	Cases	Avg LOS	Avg Bill	Cases	Avg LOS	Avg Bill
CLARK															
Centennial Hills	0	0.00	\$0	0	0.00	\$0	0	0.00	\$0	0	0.00	\$0	0	0.00	\$0
Desert Springs	84	13.83	\$188,809	108	10.72	\$195,796	89	12.82	\$224,884	63	15.59	\$270,551	46	15.39	\$288,605
Mountain View	26	14.42	\$212,061	19	10.11	\$228,635	14	15.86	\$312,078	45	15.42	\$315,851	57	13.09	\$360,297
North Vista	0	0.00	\$0	0	0.00	\$0	0	0.00	\$0	0	0.00	\$0	0	0.00	\$0
St. Rose-Rose de Lima	0	0.00	\$0	0	0.00	\$0	0	0.00	\$0	0	0.00	\$0	0	0.00	\$0
St. Rose-San Martin	0	0.00	\$0	9	6.78	\$137,385	81	10.43	\$200,160	99	10.34	\$225,270	100	10.11	\$252,342
St. Rose-Siena	50	13.22	\$212,202	56	12.68	\$230,439	55	11.58	\$221,682	47	11.66	\$258,088	49	13.29	\$304,827
Southern Hills	0	0.00	\$0	0	0.00	\$0	0	0.00	\$0	0	0.00	\$0	0	0.00	\$0
Spring Valley	0	0.00	\$0	0	0.00	\$0	15	13.47	\$271,399	14	14.07	\$249,909	32	14.41	\$304,821
Summerlin	50	10.26	\$202,907	47	13.21	\$266,610	30	11.47	\$233,569	48	12.44	\$304,518	43	12.77	\$345,192
Sunrise	225	13.15	\$219,831	135	13.05	\$260,632	136	13.22	\$281,041	128	10.58	\$277,626	130	10.45	\$318,701
UMC	25	18.68	\$259,204	41	19.68	\$328,994	40	21.98	\$299,065	35	15.37	\$252,563	39	17.97	\$279,805
Valley	77	18.55	\$269,458	71	14.38	\$261,600	60	13.62	\$240,044	69	15.88	\$254,238	64	15.09	\$310,862
TOTAL	537	14.09	\$221,265	486	13.03	\$245,698	520	13.24	\$247,027	548	12.83	\$265,919	560	12.77	\$305,035
WASHOE															
Carson Tahoe	59	7.54	\$134,763	65	7.40	\$140,311	61	8.11	\$145,844	61	6.93	\$144,467	43	7.37	\$161,142
Northern Nevada	0	0.00	\$0	0	0.00	\$0	0	0.00	\$0	0	0.00	\$0	0	0.00	\$0
Renown Regional	77	10.21	\$102,736	69	11.42	\$116,823	90	10.47	\$128,689	85	10.58	\$146,625	96	9.85	\$142,547
Renown S. Meadows	0	0.00	\$0	0	0.00	\$0	0	0.00	\$0	0	0.00	\$0	0	0.00	\$0
Saint Mary's	65	9.40	\$127,832	49	8.88	\$123,008	60	12.20	\$177,667	73	8.86	\$161,540	56	8.29	\$167,518
Sierra Surgery	0	0.00	\$0	0	0.00	\$0	0	0.00	\$0	0	0.00	\$0	0	0.00	\$0
TOTAL	201	9.16	\$120,253	183	9.31	\$126,822	211	10.28	\$147,576	219	8.99	\$150,996	195	8.86	\$153,819
RURAL															
Battle Mountain	0	0.00	\$0	0	0.00	\$0	0	0.00	\$0	0	0.00	\$0	0	0.00	\$0
Boulder City	0	0.00	\$0	0	0.00	\$0	0	0.00	\$0	0	0.00	\$0	0	0.00	\$0
Carson Valley	0	0.00	\$0	0	0.00	\$0	0	0.00	\$0	0	0.00	\$0	0	0.00	\$0
Churchill	0	0.00	\$0	0	0.00	\$0	0	0.00	\$0	0	0.00	\$0	0	0.00	\$0
Desert View	0	0.00	\$0	0	0.00	\$0	0	0.00	\$0	0	0.00	\$0	0	0.00	\$0
Grover C. Dils	0	0.00	\$0	0	0.00	\$0	0	0.00	\$0	0	0.00	\$0	0	0.00	\$0
Humboldt	0	0.00	\$0	0	0.00	\$0	0	0.00	\$0	0	0.00	\$0	0	0.00	\$0
Incline Village	0	0.00	\$0	0	0.00	\$0	0	0.00	\$0	0	0.00	\$0	0	0.00	\$0
Mesa View	0	0.00	\$0	0	0.00	\$0	0	0.00	\$0	0	0.00	\$0	0	0.00	\$0
Mount Grant	0	0.00	\$0	0	0.00	\$0	0	0.00	\$0	0	0.00	\$0	0	0.00	\$0
Northeastern	0	0.00	\$0	0	0.00	\$0	0	0.00	\$0	0	0.00	\$0	0	0.00	\$0
Nye	0	0.00	\$0	0	0.00	\$0	0	0.00	\$0	0	0.00	\$0	0	0.00	\$0
Pershing	0	0.00	\$0	0	0.00	\$0	0	0.00	\$0	0	0.00	\$0	0	0.00	\$0
South Lyon	0	0.00	\$0	0	0.00	\$0	0	0.00	\$0	0	0.00	\$0	0	0.00	\$0
William Bee Ririe	0	0.00	\$0	0	0.00	\$0	0	0.00	\$0	0	0.00	\$0	0	0.00	\$0
TOTAL	0	0.00	\$0	0	0.00	\$0	0	0.00	\$0	0	0.00	\$0	0	0.00	\$0
ALL COUNTIES	738	12.75	\$193,753	669	12.01	\$213,181	731	12.39	\$218,321	767	11.73	\$233,105	755	11.76	\$265,979

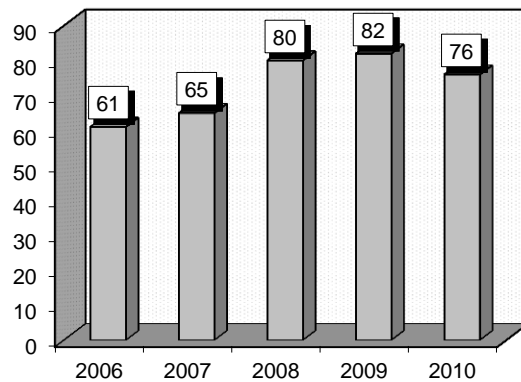
CORONARY BYPASS WITH PTCA

Associated Procedures: Procedures that frequently accompanied cardiac procedures were: 1) Coronary arteriography (8855-6), 2) Cardiac catheterization (3721-2), 3) Replacement of aortic valve with tissue graft (3521), 4) Angiocardiology (8850-4), 5) Mammary coronary bypass (3615-6), 6) Aortocoronary bypass (3610-4).

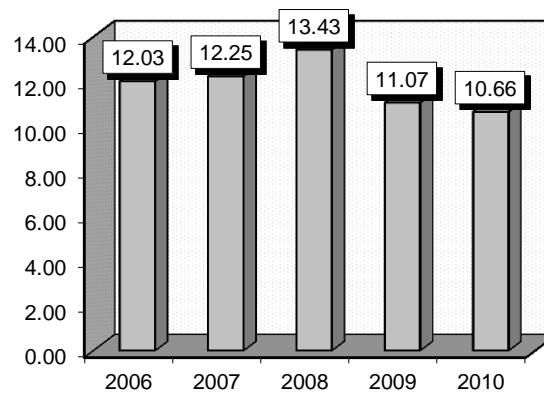
Definitions: **PTCA:** A technique to treat heart disease and chest pain by using angioplasty in the coronary arteries to permit more blood flow into the heart. **Angioplasty:** A procedure in which a special catheter with an inflatable balloon at one end is used to open blocked coronary arteries. **Coronary:** Related to arteries that supply blood and nutrients to the heart. **Aorta:** The largest artery in the body. It carries oxygen-rich blood away from the heart to vessels that reach the rest of the body. **Arteriography:** A procedure to x-ray arteries. The arteries can be seen because of an injection of a dye that outlines the vessels on an x-ray. **Catheter:** A thin, flexible, hollow tube through which fluids enter or leave the body. **Angiocardiology:** An x-ray method using dye in the bloodstream to show the dimension of the heart. X-ray examination of the heart and great blood vessels that follows the course of an opaque fluid which has been injected into the blood stream. **Angiocardiology:** An x-ray method using dye in the bloodstream to show the dimension of the heart.

Gender	2006			2007			2008			2009			2010		
	Cases	Avg LOS	Avg Bill	Cases	Avg LOS	Avg Bill	Cases	Avg LOS	Avg Bill	Cases	Avg LOS	Avg Bill	Cases	Avg LOS	Avg Bill
Male	47	11.47	\$189,414	50	11.82	\$223,027	61	11.21	\$233,901	62	10.84	\$229,076	62	10.31	\$254,660
Female	14	13.93	\$244,676	15	13.67	\$238,871	19	20.53	\$341,235	20	11.80	\$265,057	14	12.21	\$330,784
Age Group	Cases	Avg LOS	Avg Bill	Cases	Avg LOS	Avg Bill	Cases	Avg LOS	Avg Bill	Cases	Avg LOS	Avg Bill	Cases	Avg LOS	Avg Bill
Ages 0-17	0	0.00	\$0	0	0.00	\$0	0	0.00	\$0	0	0.00	\$0	0	0.00	\$0
Ages 18-35	0	0.00	\$0	0	0.00	\$0	0	0.00	\$0	0	0.00	\$0	0	0.00	\$0
Ages 36-49	8	6.75	\$151,556	12	12.58	\$237,047	10	11.50	\$232,702	10	8.00	\$188,201	4	8.25	\$228,015
Ages 50-64	27	12.85	\$193,782	26	12.65	\$215,627	32	11.53	\$255,734	36	11.78	\$229,902	36	11.36	\$276,863
Ages 65+	26	12.81	\$226,284	27	11.70	\$232,725	38	15.53	\$269,498	36	11.22	\$259,593	36	10.22	\$265,021
TOTAL	61	12.03	\$202,097	65	12.25	\$226,684	80	13.43	\$259,393	82	11.07	\$237,852	76	10.66	\$268,683

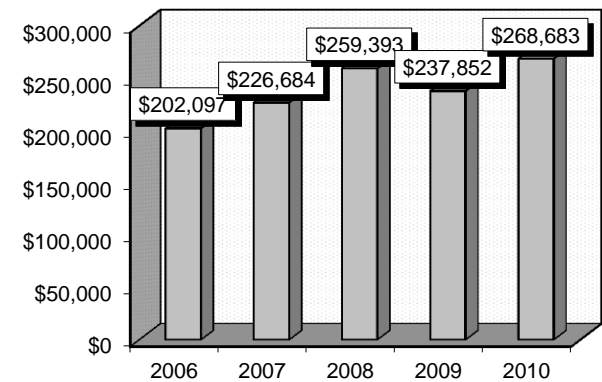
Patient Discharges



Average Length of Stay



Average Billed Charges



County / Hospital	2006			2007			2008			2009			2010		
	Cases	Avg LOS	Avg Bill	Cases	Avg LOS	Avg Bill	Cases	Avg LOS	Avg Bill	Cases	Avg LOS	Avg Bill	Cases	Avg LOS	Avg Bill
CLARK															
Centennial Hills	0	0.00	\$0	0	0.00	\$0	0	0.00	\$0	0	0.00	\$0	0	0.00	\$0
Desert Springs	14	13.21	\$167,239	6	10.83	\$166,014	14	11.50	\$233,619	13	13.15	\$251,588	8	12.75	\$265,511
Mountain View	8	11.25	\$229,602	7	13.29	\$235,483	5	11.40	\$240,669	7	12.14	\$252,886	6	13.17	\$390,458
North Vista	0	0.00	\$0	0	0.00	\$0	0	0.00	\$0	0	0.00	\$0	0	0.00	\$0
St. Rose-Rose de Lima	0	0.00	\$0	0	0.00	\$0	0	0.00	\$0	0	0.00	\$0	0	0.00	\$0
St. Rose-San Martin	0	0.00	\$0	1	9.00	\$203,294	3	8.33	\$222,641	1	5.00	\$186,021	0	0.00	\$0
St. Rose-Siena	4	8.50	\$199,074	8	7.75	\$176,449	5	9.00	\$220,033	9	10.11	\$234,456	3	9.67	\$230,875
Southern Hills	0	0.00	\$0	0	0.00	\$0	0	0.00	\$0	0	0.00	\$0	0	0.00	\$0
Spring Valley	0	0.00	\$0	0	0.00	\$0	6	13.50	\$284,037	3	9.33	\$234,539	5	9.80	\$301,249
Summerlin	5	11.00	\$205,891	0	0.00	\$0	3	7.00	\$174,165	6	10.00	\$232,029	8	10.50	\$358,030
Sunrise	6	17.17	\$312,819	18	13.83	\$285,451	18	21.06	\$375,491	7	6.86	\$225,426	11	9.73	\$325,728
UMC	5	7.80	\$144,892	5	12.40	\$234,333	4	13.00	\$231,133	3	8.00	\$256,520	1	6.00	\$253,417
Valley	13	12.77	\$224,985	7	14.86	\$309,604	9	12.44	\$247,025	14	15.14	\$326,534	9	11.56	\$297,043
TOTAL	55	12.22	\$209,638	52	12.38	\$244,930	67	13.93	\$274,260	63	11.49	\$259,552	51	10.98	\$314,505
WASHOE															
Carson Tahoe	2	7.00	\$112,602	4	7.75	\$171,993	4	13.50	\$270,154	4	6.75	\$167,333	7	8.29	\$177,732
Northern Nevada	0	0.00	\$0	0	0.00	\$0	0	0.00	\$0	0	0.00	\$0	0	0.00	\$0
Renown Regional	4	12.00	\$143,163	6	12.83	\$139,839	5	11.00	\$151,281	8	9.75	\$147,522	16	10.69	\$171,139
Renown S. Meadows	0	0.00	\$0	0	0.00	\$0	0	0.00	\$0	0	0.00	\$0	0	0.00	\$0
Saint Mary's	0	0.00	\$0	3	14.67	\$157,026	4	8.00	\$134,747	7	11.29	\$186,079	2	10.50	\$198,895
Sierra Surgery	0	0.00	\$0	0	0.00	\$0	0	0.00	\$0	0	0.00	\$0	0	0.00	\$0
TOTAL	6	10.33	\$132,976	13	11.69	\$153,699	13	10.85	\$182,770	19	9.68	\$165,898	25	10.00	\$175,206
RURAL															
Battle Mountain	0	0.00	\$0	0	0.00	\$0	0	0.00	\$0	0	0.00	\$0	0	0.00	\$0
Boulder City	0	0.00	\$0	0	0.00	\$0	0	0.00	\$0	0	0.00	\$0	0	0.00	\$0
Carson Valley	0	0.00	\$0	0	0.00	\$0	0	0.00	\$0	0	0.00	\$0	0	0.00	\$0
Churchill	0	0.00	\$0	0	0.00	\$0	0	0.00	\$0	0	0.00	\$0	0	0.00	\$0
Desert View	0	0.00	\$0	0	0.00	\$0	0	0.00	\$0	0	0.00	\$0	0	0.00	\$0
Grover C. Dils	0	0.00	\$0	0	0.00	\$0	0	0.00	\$0	0	0.00	\$0	0	0.00	\$0
Humboldt	0	0.00	\$0	0	0.00	\$0	0	0.00	\$0	0	0.00	\$0	0	0.00	\$0
Incline Village	0	0.00	\$0	0	0.00	\$0	0	0.00	\$0	0	0.00	\$0	0	0.00	\$0
Mesa View	0	0.00	\$0	0	0.00	\$0	0	0.00	\$0	0	0.00	\$0	0	0.00	\$0
Mount Grant	0	0.00	\$0	0	0.00	\$0	0	0.00	\$0	0	0.00	\$0	0	0.00	\$0
Northeastern	0	0.00	\$0	0	0.00	\$0	0	0.00	\$0	0	0.00	\$0	0	0.00	\$0
Nye	0	0.00	\$0	0	0.00	\$0	0	0.00	\$0	0	0.00	\$0	0	0.00	\$0
Pershing	0	0.00	\$0	0	0.00	\$0	0	0.00	\$0	0	0.00	\$0	0	0.00	\$0
South Lyon	0	0.00	\$0	0	0.00	\$0	0	0.00	\$0	0	0.00	\$0	0	0.00	\$0
William Bee Ririe	0	0.00	\$0	0	0.00	\$0	0	0.00	\$0	0	0.00	\$0	0	0.00	\$0
TOTAL	0	0.00	\$0	0	0.00	\$0	0	0.00	\$0	0	0.00	\$0	0	0.00	\$0
ALL COUNTIES	61	12.03	\$202,097	65	12.25	\$226,684	80	13.43	\$259,393	82	11.07	\$237,852	76	10.66	\$268,683

MAJOR CARDIOVASCULAR PROCEDURES

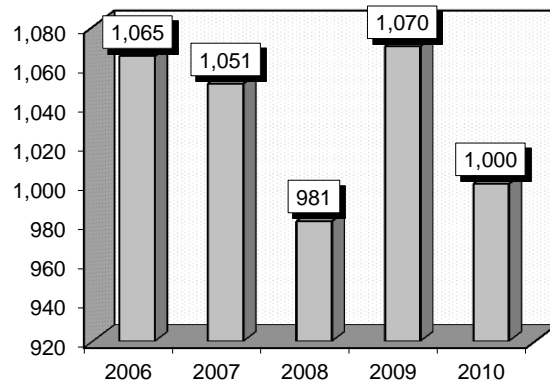
Associated Procedures: Procedures that frequently accompanied major cardiovascular procedures were: 1) Implant of pulsation balloon (3761), 2) Coronary arteriography (8855-6), 3) Cardiac catheterization (3721-2), 4) Aorta-iliac-femoral bypass (3925), 5) Resection of abdominal aorta with replacement (3844), 6) Aortography (8842), 7) Angioplasty or atherectomy of non-coronary vessel (3950).

Definitions: Cardiovascular disease: Any abnormal condition characterized by dysfunction of the heart and blood vessels. **Atherosclerosis:** Yellowish plaques of cholesterol, other lipids and cellular debris in the inner layers of the walls of arteries. **Cardiac catheterization:** A diagnostic procedure in which a catheter is introduced into a large vein and threaded through the circulatory system to the heart. **Bypass:** A procedure to divert the flow of blood thereby bypassing a narrowing or blockage in a blood vessel. **Aneurysm:** A localized dilation of the wall of a blood vessel. **Arteriography:** Radiologic visualization of arteries after a radioopaque contrast medium is introduced into the bloodstream. **Catheter:** A hollow flexible tube that can be inserted into a vessel or cavity of the body. **Angioplasty:** A procedure in which a special catheter with an inflatable balloon at one end is used to open blocked coronary arteries.

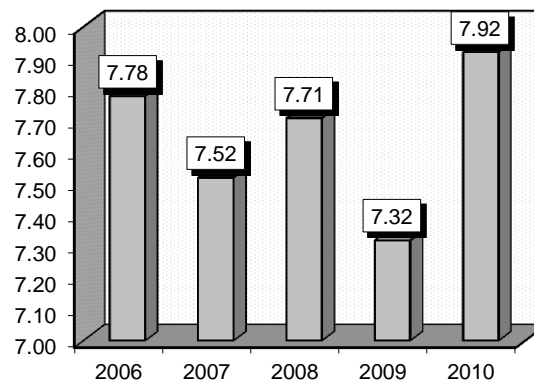
Comment: Cardiovascular procedures include (but are not limited to) diagnostic cardiac catheterization, coronary artery bypass graft procedures, cardiac pacemaker procedures, and heart valve procedures.

	2006			2007			2008			2009			2010		
Gender	Cases	Avg LOS	Avg Bill	Cases	Avg LOS	Avg Bill	Cases	Avg LOS	Avg Bill	Cases	Avg LOS	Avg Bill	Cases	Avg LOS	Avg Bill
Male	737	7.45	\$112,114	713	7.09	\$118,921	648	7.22	\$128,745	725	6.94	\$141,412	650	7.26	\$158,845
Female	328	8.52	\$108,422	338	8.44	\$129,720	333	8.65	\$126,476	345	8.14	\$144,926	350	9.16	\$167,612
Age Group	Cases	Avg LOS	Avg Bill	Cases	Avg LOS	Avg Bill	Cases	Avg LOS	Avg Bill	Cases	Avg LOS	Avg Bill	Cases	Avg LOS	Avg Bill
Ages 0-17	26	13.96	\$196,938	45	12.33	\$238,529	39	17.00	\$298,522	56	16.39	\$322,622	52	24.02	\$452,666
Ages 18-35	18	9.94	\$100,013	14	7.50	\$111,186	16	7.69	\$102,707	23	8.78	\$123,419	20	8.80	\$150,026
Ages 36-49	73	8.12	\$100,378	60	8.00	\$127,759	74	7.04	\$112,133	66	6.61	\$109,194	77	7.84	\$143,109
Ages 50-64	312	7.79	\$108,980	311	7.44	\$113,172	301	8.08	\$123,692	266	6.98	\$133,659	234	7.18	\$141,996
Ages 65+	636	7.42	\$109,969	621	7.17	\$118,331	551	6.94	\$121,104	659	6.71	\$134,837	617	6.83	\$147,695
TOTAL	1,065	7.78	\$110,977	1,051	7.52	\$122,394	981	7.71	\$127,975	1,070	7.32	\$142,545	1,000	7.92	\$161,913

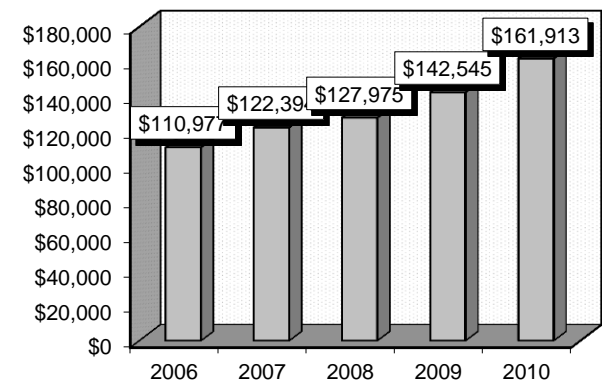
Patient Discharges



Average Length of Stay



Average Billed Charges



County / Hospital	2006			2007			2008			2009			2010		
	Cases	Avg LOS	Avg Bill	Cases	Avg LOS	Avg Bill	Cases	Avg LOS	Avg Bill	Cases	Avg LOS	Avg Bill	Cases	Avg LOS	Avg Bill
CLARK															
Centennial Hills	0	0.00	\$0	0	0.00	\$0	12	2.25	\$55,821	13	2.69	\$85,871	13	2.85	\$77,761
Desert Springs	80	7.96	\$101,033	92	8.52	\$123,513	83	7.75	\$121,563	59	8.93	\$137,067	52	8.33	\$160,640
Mountain View	58	7.98	\$107,773	61	8.16	\$117,654	40	7.72	\$136,635	47	8.83	\$185,607	41	7.90	\$181,596
North Vista	6	8.33	\$151,543	8	11.88	\$163,059	3	7.33	\$108,339	3	8.33	\$103,130	2	12.00	\$157,124
St. Rose-Rose de Lima	22	5.14	\$76,669	31	4.77	\$100,193	4	16.75	\$220,797	11	6.36	\$112,931	6	10.50	\$150,310
St. Rose-San Martin	0	0.00	\$0	7	8.43	\$120,757	23	8.48	\$125,863	38	8.63	\$125,709	86	6.42	\$151,235
St. Rose-Siena	63	8.30	\$111,574	72	7.15	\$103,066	65	8.65	\$117,919	75	7.41	\$125,059	54	7.13	\$131,383
Southern Hills	10	15.50	\$170,111	16	5.50	\$90,981	14	7.07	\$147,926	15	3.53	\$91,173	14	3.79	\$138,647
Spring Valley	36	6.36	\$95,004	27	6.33	\$110,971	50	9.70	\$171,488	57	7.04	\$170,900	82	6.93	\$193,917
Summerlin	58	9.36	\$128,127	45	8.00	\$130,193	48	7.63	\$140,680	32	8.91	\$191,748	43	9.02	\$180,203
Sunrise	332	7.43	\$120,843	262	8.60	\$154,801	199	8.26	\$164,553	256	8.91	\$194,778	221	10.22	\$225,586
UMC	45	10.87	\$119,606	81	5.84	\$124,917	88	6.66	\$118,156	98	5.87	\$121,040	53	8.85	\$150,210
Valley	112	8.43	\$142,026	121	8.03	\$143,715	98	9.29	\$163,148	119	7.59	\$158,054	90	8.81	\$184,903
TOTAL	822	8.04	\$119,125	823	7.80	\$133,163	727	8.13	\$143,773	823	7.84	\$159,676	757	8.39	\$182,529
WASHOE															
Carson Tahoe	50	4.60	\$81,086	63	4.49	\$90,673	90	3.83	\$74,636	84	4.05	\$89,150	72	3.58	\$82,982
Northern Nevada	5	6.60	\$113,163	4	5.75	\$79,665	7	9.86	\$147,597	2	4.00	\$68,683	5	10.00	\$162,797
Renown Regional	132	6.90	\$79,520	111	6.74	\$77,272	114	8.01	\$78,904	107	6.87	\$80,681	112	7.94	\$96,374
Renown S. Meadows	1	5.00	\$60,912	2	1.00	\$15,393	0	0.00	\$0	0	0.00	\$0	0	0.00	\$0
Saint Mary's	54	8.91	\$92,131	46	9.00	\$92,998	42	7.57	\$101,736	54	5.54	\$89,841	53	7.04	\$115,249
Sierra Surgery	0	0.00	\$0	0	0.00	\$0	0	0.00	\$0	0	0.00	\$0	0	0.00	\$0
TOTAL	242	6.86	\$83,276	226	6.50	\$83,703	253	6.50	\$83,077	247	5.60	\$85,466	242	6.49	\$97,896
RURAL															
Battle Mountain	0	0.00	\$0	0	0.00	\$0	0	0.00	\$0	0	0.00	\$0	0	0.00	\$0
Boulder City	0	0.00	\$0	0	0.00	\$0	0	0.00	\$0	0	0.00	\$0	0	0.00	\$0
Carson Valley	0	0.00	\$0	0	0.00	\$0	0	0.00	\$0	0	0.00	\$0	0	0.00	\$0
Churchill	0	0.00	\$0	2	10.00	\$63,168	0	0.00	\$0	0	0.00	\$0	0	0.00	\$0
Desert View	0	0.00	\$0	0	0.00	\$0	0	0.00	\$0	0	0.00	\$0	0	0.00	\$0
Grover C. Dils	0	0.00	\$0	0	0.00	\$0	0	0.00	\$0	0	0.00	\$0	0	0.00	\$0
Humboldt	0	0.00	\$0	0	0.00	\$0	0	0.00	\$0	0	0.00	\$0	0	0.00	\$0
Incline Village	0	0.00	\$0	0	0.00	\$0	0	0.00	\$0	0	0.00	\$0	0	0.00	\$0
Mesa View	0	0.00	\$0	0	0.00	\$0	0	0.00	\$0	0	0.00	\$0	0	0.00	\$0
Mount Grant	0	0.00	\$0	0	0.00	\$0	0	0.00	\$0	0	0.00	\$0	0	0.00	\$0
Northeastern	1	10.00	\$117,065	0	0.00	\$0	0	0.00	\$0	0	0.00	\$0	1	5.00	\$47,977
Nye	0	0.00	\$0	0	0.00	\$0	0	0.00	\$0	0	0.00	\$0	0	0.00	\$0
Pershing	0	0.00	\$0	0	0.00	\$0	0	0.00	\$0	0	0.00	\$0	0	0.00	\$0
South Lyon	0	0.00	\$0	0	0.00	\$0	0	0.00	\$0	0	0.00	\$0	0	0.00	\$0
William Bee Ririe	0	0.00	\$0	0	0.00	\$0	1	2.00	\$1,463	0	0.00	\$0	0	0.00	\$0
TOTAL	1	10.00	\$117,065	2	10.00	\$63,168	1	2.00	\$1,463	0	0.00	\$0	1	5.00	\$47,977
ALL COUNTIES	1,065	7.78	\$110,977	1,051	7.52	\$122,394	981	7.71	\$127,975	1,070	7.32	\$142,545	1,000	7.92	\$161,913

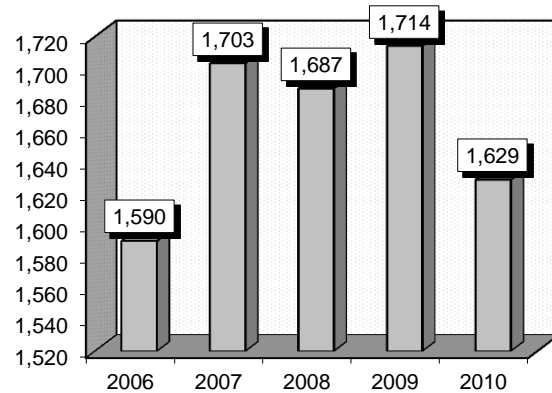
CIRCULATORY DISORDERS WITH ACUTE MYOCARDIAL INFARCTION, DISCHARGED ALIVE

Associated Diagnoses: Diagnoses that frequently accompanied circulatory disorders were: 1) Subendocardial infarction (4107), 2) Congestive heart failure (4280), 3) Coronary atherosclerosis of native coronary artery (41401), 4) Hypertension (4019), 5) Hyperlipidemia (2722,4), 6) Tobacco use disorder (3051).

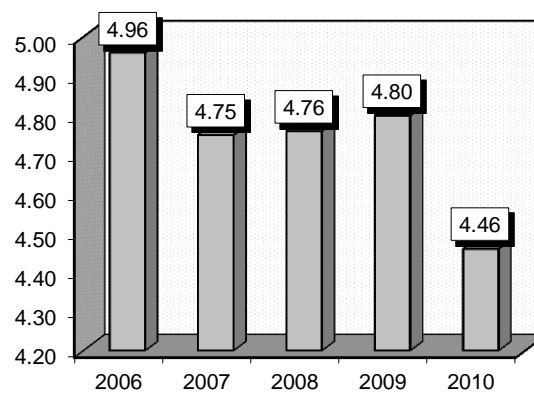
Definitions: **Subendocardial:** The layer of tissue just beneath the endocardium. **Endocardium:** A lining within the inner heart including the valves and bloodvessels. **Acute myocardial infarction:** (AKA heart attack) The early critical stage of necrosis of heart muscle tissue caused by a blockage of a coronary artery. **Necrosis:** Localized tissue death that occurs in groups of cells in response to disease or injury. **Coronary artery(s):** The heart has two main coronary arteries, the right and the left. The right coronary artery curves around the right side of the heart to supply blood to the front and back of that side. The left coronary artery supplies blood to the left side of the heart and has two distinct branches. Atherosclerosis is the most common reason for the blockage of blood vessels. Atherosclerosis occurs when fat and cholesterol build up on the inside walls of hardened arteries. This build-up blocks or narrows the artery and prevents blood and oxygen from reaching the heart muscle. **Atherosclerosis:** Clogging, hardening and narrow of the arteries and blood vessels. **Hypertension:** Elevated blood pressure persistently exceeding 140/90. Essential hypertension, the most common kind, has no single identifiable cause. **Hyperlipidemia:** Elevated levels of lipids in the blood stream including cholesterol.

Gender	2006			2007			2008			2009			2010		
	Cases	Avg LOS	Avg Bill	Cases	Avg LOS	Avg Bill	Cases	Avg LOS	Avg Bill	Cases	Avg LOS	Avg Bill	Cases	Avg LOS	Avg Bill
Male	946	4.69	\$43,927	994	4.62	\$46,985	921	4.64	\$48,508	958	4.76	\$54,187	910	4.29	\$53,995
Female	644	5.35	\$45,864	709	4.93	\$45,419	766	4.90	\$47,872	756	4.86	\$50,058	719	4.67	\$54,698
Age Group	Cases	Avg LOS	Avg Bill	Cases	Avg LOS	Avg Bill	Cases	Avg LOS	Avg Bill	Cases	Avg LOS	Avg Bill	Cases	Avg LOS	Avg Bill
Ages 0-17	0	0.00	\$0	1	3.00	\$12,549	2	2.00	\$26,351	0	0.00	\$0	1	18.00	\$144,434
Ages 18-35	45	2.78	\$37,282	35	3.74	\$45,057	28	2.68	\$36,555	27	2.56	\$38,829	20	2.70	\$45,796
Ages 36-49	171	3.33	\$37,081	157	3.31	\$40,921	159	3.02	\$40,446	137	3.34	\$46,632	109	3.80	\$53,104
Ages 50-64	429	4.71	\$47,466	444	4.25	\$47,358	404	4.15	\$47,715	439	4.30	\$52,659	420	3.87	\$54,811
Ages 65+	945	5.47	\$45,196	1,066	5.21	\$46,777	1,094	5.29	\$49,873	1,111	5.24	\$53,286	1,079	4.77	\$54,304
TOTAL	1,590	4.96	\$44,711	1,703	4.75	\$46,333	1,687	4.76	\$48,219	1,714	4.80	\$52,366	1,629	4.46	\$54,305

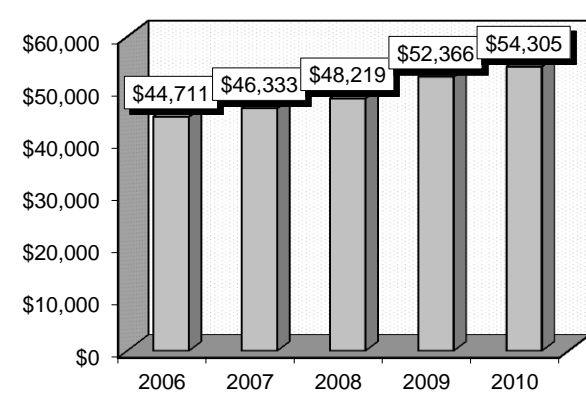
Patient Discharges



Average Length of Stay



Average Billed Charges



County / Hospital	2006			2007			2008			2009			2010		
	Cases	Avg LOS	Avg Bill	Cases	Avg LOS	Avg Bill	Cases	Avg LOS	Avg Bill	Cases	Avg LOS	Avg Bill	Cases	Avg LOS	Avg Bill
CLARK															
Centennial Hills	0	0.00	\$0	0	0.00	\$0	76	3.93	\$47,019	111	3.53	\$48,082	97	3.93	\$59,083
Desert Springs	102	6.53	\$47,976	94	5.04	\$45,207	123	5.23	\$51,130	113	4.74	\$49,663	110	4.63	\$52,978
Mountain View	93	4.60	\$43,270	79	4.81	\$54,287	86	5.69	\$64,851	130	5.40	\$65,800	104	5.20	\$69,786
North Vista	91	4.80	\$67,925	92	4.39	\$62,132	67	4.43	\$58,172	63	4.32	\$58,852	50	4.24	\$65,895
St. Rose-Rose de Lima	92	4.32	\$45,854	81	4.78	\$54,435	69	6.42	\$63,231	54	4.96	\$62,923	66	4.73	\$59,785
St. Rose-San Martin	3	7.33	\$81,045	28	4.25	\$40,981	31	4.03	\$45,647	43	5.42	\$58,941	38	5.11	\$62,941
St. Rose-Siena	77	5.53	\$51,136	96	3.77	\$43,298	86	4.57	\$56,966	64	3.98	\$48,726	90	4.58	\$59,895
Southern Hills	47	5.55	\$56,613	49	3.98	\$45,285	33	4.33	\$49,762	34	4.03	\$55,687	22	3.55	\$54,238
Spring Valley	151	3.93	\$47,324	189	4.67	\$51,790	131	5.73	\$66,193	109	4.64	\$62,966	68	4.81	\$70,398
Summerlin	70	5.21	\$54,645	87	4.77	\$55,124	75	4.79	\$54,303	85	6.69	\$63,154	77	4.34	\$58,635
Sunrise	114	5.69	\$56,856	99	6.19	\$64,114	127	5.26	\$60,570	155	6.82	\$81,668	155	4.99	\$70,898
UMC	80	8.50	\$66,619	98	6.38	\$64,990	54	4.30	\$41,548	44	6.91	\$59,808	57	5.18	\$54,378
Valley	103	5.95	\$57,376	108	5.31	\$58,138	142	5.49	\$60,687	124	5.43	\$71,693	130	4.83	\$72,588
TOTAL	1,023	5.41	\$53,618	1,100	4.94	\$54,333	1,100	5.11	\$57,231	1,129	5.23	\$62,503	1,064	4.70	\$63,778
WASHOE															
Carson Tahoe	74	3.64	\$32,649	94	3.95	\$35,434	99	3.93	\$33,447	110	3.95	\$33,320	79	3.86	\$36,814
Northern Nevada	45	3.40	\$27,242	32	4.63	\$32,490	28	3.71	\$35,614	25	3.16	\$37,019	24	4.42	\$48,331
Renown Regional	176	5.21	\$36,605	206	5.14	\$37,002	220	4.83	\$36,427	212	4.70	\$39,987	225	5.04	\$47,274
Renown S. Meadows	20	3.15	\$21,830	17	5.00	\$27,308	27	3.85	\$23,433	20	2.65	\$20,286	17	3.88	\$32,453
Saint Mary's	124	4.00	\$24,512	133	5.21	\$32,978	110	4.23	\$30,581	97	4.63	\$30,274	88	3.41	\$27,777
Sierra Surgery	0	0.00	\$0	0	0.00	\$0	0	0.00	\$0	0	0.00	\$0	0	0.00	\$0
TOTAL	439	4.32	\$30,889	482	4.89	\$34,944	484	4.39	\$33,717	464	4.34	\$35,367	433	4.41	\$40,880
RURAL															
Battle Mountain	0	0.00	\$0	0	0.00	\$0	0	0.00	\$0	0	0.00	\$0	2	3.50	\$6,890
Boulder City	14	4.07	\$10,934	10	2.60	\$8,555	5	3.80	\$9,119	10	2.40	\$7,901	4	8.50	\$14,297
Carson Valley	8	1.63	\$8,660	12	2.42	\$15,391	11	2.73	\$15,657	9	1.89	\$14,421	8	1.38	\$10,429
Churchill	23	3.65	\$17,063	15	2.80	\$13,321	13	3.62	\$16,409	8	2.75	\$18,278	8	2.13	\$11,213
Desert View	0	0.00	\$0	0	0.00	\$0	4	1.00	\$3,401	7	3.71	\$23,443	27	2.59	\$14,779
Grover C. Dils	0	0.00	\$0	0	0.00	\$0	0	0.00	\$0	0	0.00	\$0	0	0.00	\$0
Humboldt	2	2.50	\$4,704	2	3.00	\$6,511	5	1.60	\$7,291	3	2.33	\$10,401	4	2.75	\$7,916
Incline Village	1	4.00	\$21,348	0	0.00	\$0	0	0.00	\$0	0	0.00	\$0	0	0.00	\$0
Mesa View	7	2.43	\$14,671	9	2.67	\$12,647	4	2.75	\$9,234	14	1.79	\$9,709	17	1.12	\$6,195
Mount Grant	2	8.00	\$21,767	2	1.00	\$2,757	4	1.00	\$3,106	4	2.75	\$10,889	3	4.33	\$15,175
Northeastern	66	3.59	\$28,087	63	2.54	\$25,856	50	2.74	\$29,405	59	2.86	\$33,359	50	2.92	\$39,086
Nye	1	2.00	\$11,791	3	2.00	\$9,906	4	3.50	\$12,557	5	2.60	\$13,750	0	0.00	\$0
Pershing	1	1.00	\$3,634	3	3.67	\$9,722	0	0.00	\$0	0	0.00	\$0	0	0.00	\$0
South Lyon	2	3.00	\$4,479	0	0.00	\$0	2	2.50	\$9,344	1	1.00	\$4,527	4	3.25	\$11,512
William Bee Ririe	1	1.00	\$10,155	2	1.00	\$3,015	1	1.00	\$3,049	1	1.00	\$7,702	5	2.80	\$15,346
TOTAL	128	3.46	\$20,938	121	2.55	\$18,977	103	2.72	\$20,124	121	2.61	\$22,967	132	2.69	\$21,990
ALL COUNTIES	1,590	4.96	\$44,711	1,703	4.75	\$46,333	1,687	4.76	\$48,219	1,714	4.80	\$52,366	1,629	4.46	\$54,305

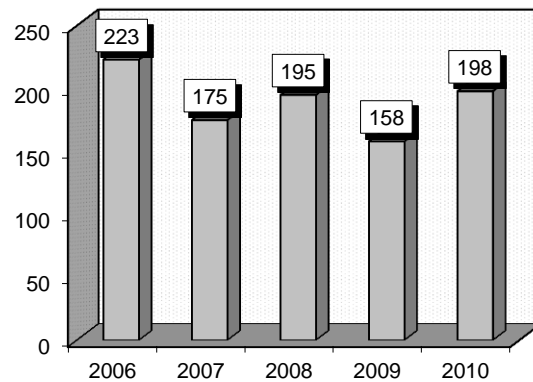
CIRCULATORY DISORDERS WITH ACUTE MYOCARDIAL INFARCTION, EXPIRED

Associated Diagnoses: Diagnoses that frequently accompanied circulatory disorders were: 1) Subendocardial infarction (4107), 2) Congestive heart failure (4280), 3) Coronary atherosclerosis of native coronary artery (41401), 4) Cardiac arrest (4275), 5) Hypertension (4019), 6) Arterial fibrillation (42731), 7) Diabetes mellitus (250).

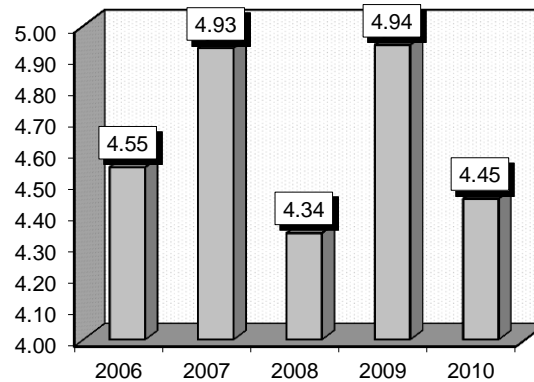
Definitions: **Subendocardial:** The layer of tissue just beneath the endocardium. **Endocardium:** A lining within the inner heart including the valves and bloodvessels. **Acute myocardial infarction:** (AKA heart attack) The early critical stage of necrosis of heart muscle tissue caused by a blockage of a coronary artery. **Necrosis:** Localized tissue death that occurs in groups of cells in response to disease or injury. **Coronary artery(s):** The heart has two main coronary arteries, the right and the left. The right coronary artery curves around the right side of the heart to supply blood to the front and back of that side. The left coronary artery supplies blood to the left side of the heart and has two distinct branches. Atherosclerosis is the most common reason for the blockage of blood vessels. Atherosclerosis occurs when fat and cholesterol build up on the inside walls of hardened arteries. This build-up blocks or narrows the artery and prevents blood and oxygen from reaching the heart muscle. **Atherosclerosis:** Clogging, hardening and narrow of the arteries and blood vessels. **Hypertension:** Elevated blood pressure persistently exceeding 140/90. Essential hypertension, the most common kind, has no single identifiable cause. **Fibrillation:** Abnormal uncontrolled rapid contraction of the fibers in the heart.

Gender	2006			2007			2008			2009			2010		
	Cases	Avg LOS	Avg Bill	Cases	Avg LOS	Avg Bill	Cases	Avg LOS	Avg Bill	Cases	Avg LOS	Avg Bill	Cases	Avg LOS	Avg Bill
Male	123	4.26	\$55,884	99	4.86	\$68,474	114	4.67	\$64,140	76	5.67	\$83,157	115	4.39	\$74,601
Female	100	4.90	\$59,463	76	5.03	\$57,294	81	3.88	\$58,547	82	4.26	\$62,897	83	4.54	\$64,321
Age Group	Cases	Avg LOS	Avg Bill	Cases	Avg LOS	Avg Bill	Cases	Avg LOS	Avg Bill	Cases	Avg LOS	Avg Bill	Cases	Avg LOS	Avg Bill
Ages 0-17	0	0.00	\$0	0	0.00	\$0	0	0.00	\$0	0	0.00	\$0	0	0.00	\$0
Ages 18-35	2	3.00	\$81,259	1	2.00	\$55,789	2	2.00	\$47,293	1	6.00	\$118,809	1	1.00	\$15,455
Ages 36-49	8	4.88	\$75,434	7	8.29	\$117,484	2	13.00	\$179,277	6	9.67	\$178,901	7	5.00	\$83,740
Ages 50-64	31	5.03	\$66,529	28	4.21	\$63,889	32	4.31	\$73,383	30	5.40	\$86,539	35	4.43	\$78,285
Ages 65+	182	4.47	\$54,899	139	4.93	\$60,908	159	4.26	\$58,194	121	4.58	\$63,546	155	4.46	\$68,233
TOTAL	223	4.55	\$57,489	175	4.93	\$63,618	195	4.34	\$61,817	158	4.94	\$72,642	198	4.45	\$70,292

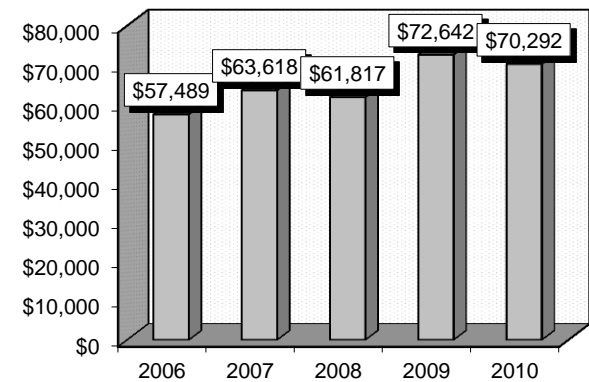
Patient Discharges



Average Length of Stay



Average Billed Charges



County / Hospital	2006			2007			2008			2009			2010		
	Cases	Avg LOS	Avg Bill	Cases	Avg LOS	Avg Bill	Cases	Avg LOS	Avg Bill	Cases	Avg LOS	Avg Bill	Cases	Avg LOS	Avg Bill
CLARK															
Centennial Hills	0	0.00	\$0	0	0.00	\$0	5	5.00	\$68,828	2	3.00	\$59,020	2	11.50	\$143,095
Desert Springs	23	6.26	\$74,777	13	3.92	\$58,154	12	4.75	\$61,507	10	8.70	\$129,189	23	3.91	\$62,749
Mountain View	18	4.50	\$53,921	9	8.44	\$130,169	14	7.79	\$101,620	14	4.07	\$66,069	11	3.45	\$84,010
North Vista	12	6.67	\$104,984	5	5.00	\$70,421	4	4.25	\$101,165	1	15.00	\$228,455	2	1.00	\$73,154
St. Rose-Rose de Lima	13	3.77	\$45,096	9	2.44	\$34,895	4	4.25	\$65,800	2	6.50	\$71,437	1	6.00	\$46,797
St. Rose-San Martin	0	0.00	\$0	2	5.50	\$40,253	1	10.00	\$127,317	2	2.00	\$45,935	8	5.75	\$85,051
St. Rose-Siena	9	3.33	\$33,798	9	2.33	\$39,324	18	3.67	\$63,405	8	3.13	\$53,640	15	2.47	\$47,781
Southern Hills	2	7.00	\$64,773	2	1.50	\$17,400	2	9.50	\$130,117	2	2.00	\$31,175	1	1.00	\$12,639
Spring Valley	9	6.44	\$85,449	8	8.00	\$106,158	12	5.50	\$102,816	11	6.45	\$97,273	11	5.73	\$113,626
Summerlin	12	6.83	\$118,312	10	4.90	\$82,944	10	2.50	\$41,416	4	4.50	\$58,052	4	8.25	\$116,746
Sunrise	23	5.39	\$76,502	19	5.42	\$78,902	19	2.16	\$54,874	17	3.53	\$84,468	18	4.78	\$107,338
UMC	12	4.75	\$70,286	8	8.75	\$141,817	5	5.40	\$69,290	6	4.83	\$72,767	1	7.00	\$98,803
Valley	21	2.52	\$43,856	22	3.50	\$45,141	22	5.91	\$92,145	20	7.30	\$127,481	26	3.96	\$100,763
TOTAL	154	5.01	\$69,370	116	4.93	\$72,141	128	4.76	\$76,295	99	5.40	\$91,050	123	4.35	\$86,374
WASHOE															
Carson Tahoe	12	3.83	\$28,547	10	3.30	\$40,856	11	2.91	\$36,176	13	7.00	\$59,053	14	4.00	\$36,993
Northern Nevada	3	4.00	\$40,615	2	4.50	\$42,329	2	7.50	\$69,149	0	0.00	\$0	3	2.33	\$36,701
Renown Regional	31	3.90	\$39,569	32	5.28	\$52,918	24	4.13	\$39,459	28	3.21	\$42,935	33	7.42	\$67,080
Renown S. Meadows	2	4.50	\$27,595	2	5.50	\$44,310	5	6.20	\$50,120	2	1.50	\$25,774	2	1.50	\$27,522
Saint Mary's	13	2.31	\$21,501	10	4.80	\$37,903	18	2.83	\$26,512	8	5.88	\$42,907	10	1.40	\$23,064
Sierra Surgery	0	0.00	\$0	0	0.00	\$0	0	0.00	\$0	0	0.00	\$0	0	0.00	\$0
TOTAL	61	3.57	\$33,209	56	4.82	\$47,397	60	3.80	\$36,851	51	4.53	\$46,366	62	5.24	\$50,441
RURAL															
Battle Mountain	0	0.00	\$0	0	0.00	\$0	0	0.00	\$0	0	0.00	\$0	0	0.00	\$0
Boulder City	3	5.00	\$16,487	1	3.00	\$7,870	1	1.00	\$458	0	0.00	\$0	0	0.00	\$0
Carson Valley	1	3.00	\$14,421	0	0.00	\$0	1	1.00	\$28,372	2	1.50	\$18,701	1	1.00	\$9,315
Churchill	0	0.00	\$0	0	0.00	\$0	0	0.00	\$0	2	1.50	\$9,146	2	1.00	\$7,278
Desert View	0	0.00	\$0	0	0.00	\$0	1	1.00	\$5,094	0	0.00	\$0	3	1.67	\$9,962
Grover C. Dils	0	0.00	\$0	0	0.00	\$0	0	0.00	\$0	0	0.00	\$0	0	0.00	\$0
Humboldt	0	0.00	\$0	1	5.00	\$32,850	1	2.00	\$8,611	0	0.00	\$0	0	0.00	\$0
Incline Village	0	0.00	\$0	0	0.00	\$0	0	0.00	\$0	0	0.00	\$0	0	0.00	\$0
Mesa View	1	1.00	\$11,871	0	0.00	\$0	0	0.00	\$0	0	0.00	\$0	1	1.00	\$7,483
Mount Grant	0	0.00	\$0	0	0.00	\$0	0	0.00	\$0	2	2.50	\$10,679	0	0.00	\$0
Northeastern	2	2.00	\$14,300	1	13.00	\$69,909	2	1.50	\$13,646	1	2.00	\$12,330	5	2.40	\$19,909
Nye	1	1.00	\$6,897	0	0.00	\$0	1	1.00	\$7,545	1	1.00	\$9,499	1	1.00	\$5,626
Pershing	0	0.00	\$0	0	0.00	\$0	0	0.00	\$0	0	0.00	\$0	0	0.00	\$0
South Lyon	0	0.00	\$0	0	0.00	\$0	0	0.00	\$0	0	0.00	\$0	0	0.00	\$0
William Bee Ririe	0	0.00	\$0	0	0.00	\$0	0	0.00	\$0	0	0.00	\$0	0	0.00	\$0
TOTAL	8	3.00	\$13,906	3	7.00	\$36,876	7	1.29	\$11,053	8	1.75	\$12,360	13	1.69	\$12,801
ALL COUNTIES	223	4.55	\$57,489	175	4.93	\$63,618	195	4.34	\$61,817	158	4.94	\$72,642	198	4.45	\$70,292

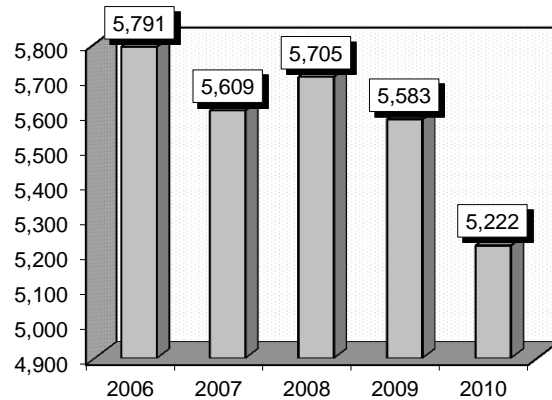
HEART FAILURE & SHOCK

Associated Diagnoses: Diagnoses that frequently accompanied heart failure and shock were: 1) Hypertension (4019), 2) Atrial fibrillation (42731), 3) Diabetes mellitus (25000), 4) Coronary atherosclerosis of native coronary artery (41401), 5) Hyperlipidemia (2724).

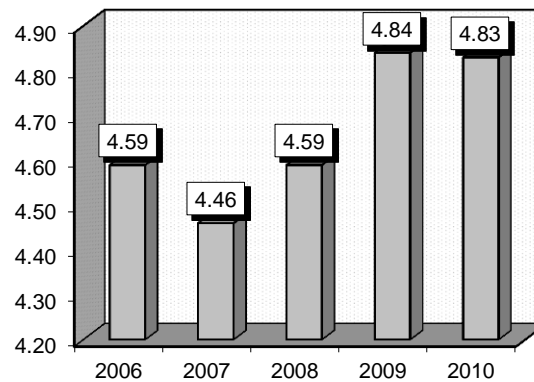
Definitions: **Hypertension:** Elevated blood pressure persistently exceeding 140/90. Essential hypertension, the most common kind, has no single identifiable cause. **Atrial fibrillation:** An irregular heart rhythm causing an incomplete emptying of blood from the atria. **Atria:** The two upper chambers of the heart. **Heart failure:** A condition in which the heart cannot pump enough blood to meet the requirements of the body tissues. Heart failure is closely associated with many forms of heart disease, most of which affect the left side of the heart. Clinicians divide heart failure into left-sided heart failure and right-sided heart failure. **Congestive heart failure:** impaired cardiac pumping, failure of the ventricles to eject blood efficiently results in volume overload. **Shock:** An abnormal condition of inadequate blood flow to the body's tissues, with life-threatening cellular dysfunction. **Hypertensive heart disease:** A late complication of hypertension (high blood pressure) that affects the heart. Hypertension increases the workload of the heart and over time, this can cause thickening of the heart muscle and the symptoms of hypertensive heart disease. As the heart continues to pump against elevated pressure in the blood vessels, the left ventricle becomes enlarged and the amount of blood pumped by the heart each minute goes down, and without treatment, symptoms of congestive heart failure may develop. **Atherosclerosis:** Clogging, hardening and narrow of the arteries and blood vessels. **Hyperlipidemia:** Elevated levels of lipids in the blood stream including cholesterol.

Gender	2006			2007			2008			2009			2010		
	Cases	Avg LOS	Avg Bill	Cases	Avg LOS	Avg Bill	Cases	Avg LOS	Avg Bill	Cases	Avg LOS	Avg Bill	Cases	Avg LOS	Avg Bill
Male	3,097	4.55	\$29,945	3,173	4.42	\$32,604	3,219	4.50	\$34,698	3,119	4.83	\$37,281	2,903	4.54	\$40,792
Female	2,694	4.63	\$29,844	2,436	4.50	\$32,824	2,486	4.70	\$35,006	2,464	4.85	\$37,601	2,319	5.21	\$41,984
Age Group	Cases	Avg LOS	Avg Bill	Cases	Avg LOS	Avg Bill	Cases	Avg LOS	Avg Bill	Cases	Avg LOS	Avg Bill	Cases	Avg LOS	Avg Bill
Ages 0-17	6	3.67	\$24,047	9	6.33	\$77,562	8	7.88	\$70,017	6	3.33	\$22,100	4	15.75	\$97,484
Ages 18-35	108	4.08	\$26,181	126	3.91	\$32,256	105	3.86	\$31,095	104	4.23	\$37,088	93	6.53	\$47,383
Ages 36-49	481	4.45	\$28,485	542	4.31	\$32,557	466	3.99	\$31,846	493	4.61	\$37,274	432	4.57	\$42,832
Ages 50-64	1,312	4.74	\$31,456	1,206	4.60	\$34,894	1,325	4.92	\$37,496	1,314	4.82	\$39,225	1,179	4.88	\$43,209
Ages 65+	3,884	4.57	\$29,659	3,726	4.44	\$31,917	3,801	4.56	\$34,299	3,666	4.90	\$36,831	3,514	4.79	\$40,278
TOTAL	5,791	4.59	\$29,898	5,609	4.46	\$32,699	5,705	4.59	\$34,832	5,583	4.84	\$37,423	5,222	4.83	\$41,321

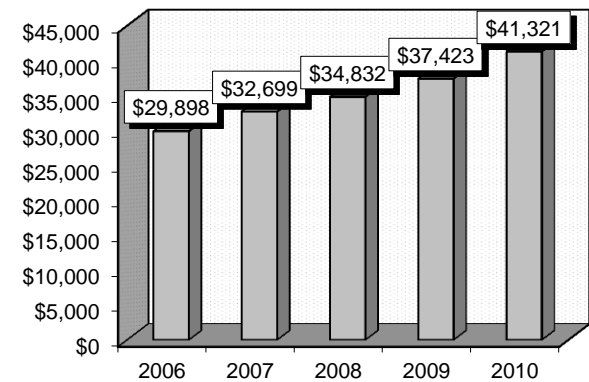
Patient Discharges



Average Length of Stay



Average Billed Charges



County / Hospital	2006			2007			2008			2009			2010		
	Cases	Avg LOS	Avg Bill	Cases	Avg LOS	Avg Bill	Cases	Avg LOS	Avg Bill	Cases	Avg LOS	Avg Bill	Cases	Avg LOS	Avg Bill
CLARK															
Centennial Hills	0	0.00	\$0	0	0.00	\$0	117	4.18	\$36,544	186	4.54	\$40,650	193	5.23	\$52,895
Desert Springs	486	4.81	\$32,013	489	4.80	\$34,578	473	4.49	\$37,063	449	4.97	\$41,843	309	5.11	\$46,774
Mountain View	511	5.15	\$34,650	489	4.98	\$38,560	469	5.27	\$44,096	343	5.14	\$47,892	369	5.22	\$52,987
North Vista	277	4.58	\$37,425	311	4.85	\$41,790	267	5.61	\$50,700	231	5.01	\$47,516	244	5.87	\$59,553
St. Rose-Rose de Lima	265	3.91	\$29,709	218	3.76	\$31,510	233	4.85	\$37,056	213	5.00	\$41,031	204	4.31	\$38,790
St. Rose-San Martin	10	4.10	\$29,690	91	3.96	\$32,814	183	4.19	\$32,845	177	4.75	\$34,953	174	4.79	\$42,355
St. Rose-Siena	393	4.17	\$30,602	352	4.00	\$31,315	317	4.26	\$33,364	312	4.50	\$36,181	317	4.27	\$39,739
Southern Hills	155	5.12	\$32,992	115	5.62	\$40,964	102	3.89	\$28,585	97	4.81	\$44,944	104	4.54	\$46,098
Spring Valley	272	4.02	\$29,802	260	4.44	\$37,119	236	3.74	\$33,170	236	4.47	\$43,162	196	4.06	\$46,683
Summerlin	286	5.20	\$37,493	299	4.71	\$40,704	339	4.60	\$42,414	304	4.44	\$44,106	288	4.45	\$46,184
Sunrise	583	5.04	\$39,655	464	4.97	\$41,402	579	4.97	\$43,803	462	5.29	\$50,300	401	5.00	\$56,734
UMC	543	5.01	\$25,795	642	4.26	\$31,175	485	5.43	\$35,481	572	4.74	\$36,608	541	5.25	\$36,831
Valley	501	4.91	\$36,560	458	4.73	\$39,342	429	4.77	\$40,153	442	4.71	\$46,396	444	4.56	\$51,563
TOTAL	4,282	4.78	\$33,445	4,188	4.61	\$36,632	4,229	4.78	\$39,291	4,024	4.82	\$42,894	3,784	4.87	\$47,421
WASHOE															
Carson Tahoe	257	3.37	\$20,242	291	3.53	\$22,028	276	3.61	\$21,729	265	4.29	\$25,327	262	4.23	\$27,444
Northern Nevada	130	3.39	\$22,058	101	4.16	\$30,105	106	4.13	\$33,396	56	3.30	\$29,075	68	4.06	\$36,335
Renown Regional	405	4.67	\$23,772	353	4.27	\$24,859	383	4.43	\$25,534	434	4.90	\$28,825	403	4.78	\$31,256
Renown S. Meadows	93	4.03	\$21,313	70	4.20	\$23,015	64	4.03	\$22,741	63	4.57	\$27,674	55	3.16	\$25,255
Saint Mary's	280	4.66	\$20,623	266	4.29	\$19,858	247	4.03	\$21,484	261	4.58	\$23,141	256	4.18	\$24,093
Sierra Surgery	0	0.00	\$0	0	0.00	\$0	0	0.00	\$0	0	0.00	\$0	0	0.00	\$0
TOTAL	1,165	4.19	\$21,849	1,081	4.06	\$23,237	1,076	4.07	\$24,237	1,079	4.57	\$26,537	1,044	4.36	\$28,558
RURAL															
Battle Mountain	3	3.33	\$4,584	0	0.00	\$0	3	4.67	\$7,039	7	2.29	\$5,530	0	0.00	\$0
Boulder City	41	3.54	\$9,130	30	4.73	\$9,999	25	4.24	\$10,183	31	3.77	\$6,545	29	4.24	\$8,477
Carson Valley	33	4.15	\$17,038	32	3.66	\$20,617	40	3.20	\$23,099	38	2.45	\$17,400	27	3.22	\$24,658
Churchill	48	3.52	\$14,975	58	4.79	\$19,627	62	4.10	\$18,125	66	4.17	\$17,331	63	4.59	\$21,400
Desert View	0	0.00	\$0	0	0.00	\$0	42	3.40	\$15,062	80	2.84	\$15,333	72	3.07	\$15,972
Grover C. Dils	11	2.64	\$5,693	8	4.38	\$6,578	9	3.22	\$7,441	11	3.27	\$6,433	14	2.79	\$6,792
Humboldt	7	2.71	\$9,210	8	4.25	\$8,631	18	3.00	\$8,796	23	47.65	\$23,743	16	59.50	\$31,633
Incline Village	3	2.00	\$11,938	2	3.50	\$16,385	0	0.00	\$0	1	4.00	\$10,473	0	0.00	\$0
Mesa View	36	2.33	\$11,633	34	2.38	\$11,759	19	2.26	\$9,743	41	2.80	\$12,755	26	2.65	\$14,805
Mount Grant	23	3.96	\$10,359	24	5.50	\$12,424	43	5.93	\$12,265	58	4.12	\$11,834	43	3.65	\$11,540
Northeastern	70	4.16	\$18,788	61	3.38	\$18,532	59	3.85	\$24,539	70	3.73	\$27,336	39	2.79	\$23,961
Nye	8	1.88	\$7,926	20	2.40	\$9,706	11	3.00	\$12,081	11	2.27	\$11,130	15	2.33	\$8,951
Pershing	9	4.11	\$11,481	12	5.17	\$17,008	10	5.20	\$17,588	8	3.63	\$11,855	4	4.75	\$19,189
South Lyon	18	3.56	\$5,249	26	3.62	\$5,828	15	2.67	\$7,476	10	3.10	\$8,450	23	2.83	\$8,752
William Bee Ririe	34	3.65	\$11,971	25	2.88	\$9,837	44	4.16	\$16,205	25	4.00	\$14,639	23	3.70	\$12,447
TOTAL	344	3.55	\$13,001	340	3.85	\$14,343	400	3.90	\$16,189	480	5.55	\$16,023	394	5.71	\$16,561
ALL COUNTIES	5,791	4.59	\$29,898	5,609	4.46	\$32,699	5,705	4.59	\$34,832	5,583	4.84	\$37,423	5,222	4.83	\$41,321

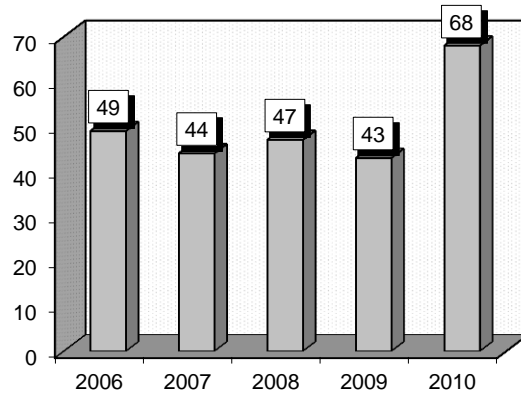
CARDIAC ARREST, UNEXPLAINED

Associated Diagnoses: Diagnoses that frequently accompanied cardiac arrest were: 1) Hypertension (4019), 2) Congestive heart failure (4280), 3) Acute respiratory failure (51881), 4) Axonic brain damage (3481), 5) Diabetes mellitus (25000), 6) Acidosis (2762), 7) Hypotension (458).

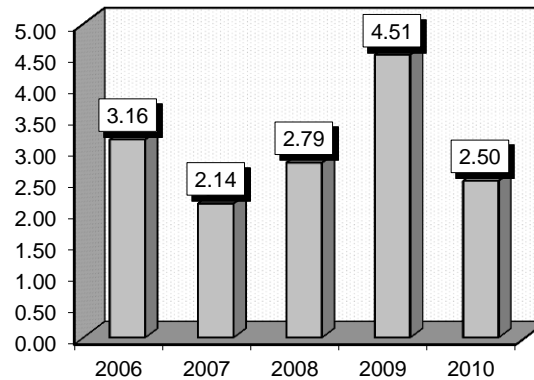
Definitions:
Hypertension: Elevated blood pressure persistently exceeding 140/90. Essential hypertension, the most common kind, has no single identifiable cause.
Acidosis: Excessive acidity of body fluids due to accumulation of acids as may happen in diabetes or kidney disease.
Axonic: Pertaining to the arm of a nerve cell that normally transmits outgoing signals from one cell body to another.
Diabetes Mellitus: High blood sugar resulting from low levels of insulin or insulin resistance.
Hypopotassemia: Disorder of fluid, electrolyte, and acid-base balance.
Heart failure: A condition in which the heart cannot pump enough blood to meet the requirements of the body tissues. Heart failure is closely associated with many forms of heart disease, most of which affect the left side of the heart. Clinicians divide heart failure into left-sided heart failure and right-sided heart failure.
Congestive heart failure: Impaired cardiac pumping, failure of the ventricles to eject blood efficiently results in volume overload.
Shock: An abnormal condition of inadequate blood flow to the body's tissues, with life-threatening cellular dysfunction.
Atherosclerosis: Clogging, hardening and narrow of the arteries and blood vessels.
Hypotension: Blood pressure below normal.

Gender	2006			2007			2008			2009			2010		
	Cases	Avg LOS	Avg Bill	Cases	Avg LOS	Avg Bill	Cases	Avg LOS	Avg Bill	Cases	Avg LOS	Avg Bill	Cases	Avg LOS	Avg Bill
Male	23	3.17	\$46,708	26	1.77	\$28,538	34	2.74	\$37,856	22	6.91	\$56,935	42	2.50	\$45,287
Female	26	3.15	\$36,340	18	2.67	\$34,711	13	2.92	\$28,382	21	2.00	\$35,710	26	2.50	\$48,686
Age Group	Cases	Avg LOS	Avg Bill	Cases	Avg LOS	Avg Bill	Cases	Avg LOS	Avg Bill	Cases	Avg LOS	Avg Bill	Cases	Avg LOS	Avg Bill
Ages 0-17	2	1.00	\$19,172	3	1.67	\$47,360	4	7.00	\$73,678	2	3.50	\$112,923	2	1.00	\$18,076
Ages 18-35	3	5.67	\$125,904	3	2.00	\$41,808	3	3.67	\$66,691	2	1.00	\$10,076	5	2.00	\$48,852
Ages 36-49	1	1.00	\$18,881	3	1.33	\$27,134	4	4.75	\$65,875	4	1.25	\$36,061	3	1.00	\$35,805
Ages 50-64	13	2.62	\$33,125	8	2.13	\$36,147	11	2.09	\$29,164	11	2.27	\$41,269	22	2.95	\$63,580
Ages 65+	30	3.37	\$38,452	27	2.30	\$26,989	25	2.00	\$23,079	24	6.46	\$48,261	36	2.50	\$38,370
TOTAL	49	3.16	\$41,206	44	2.14	\$31,063	47	2.79	\$35,235	43	4.51	\$46,569	68	2.50	\$46,586

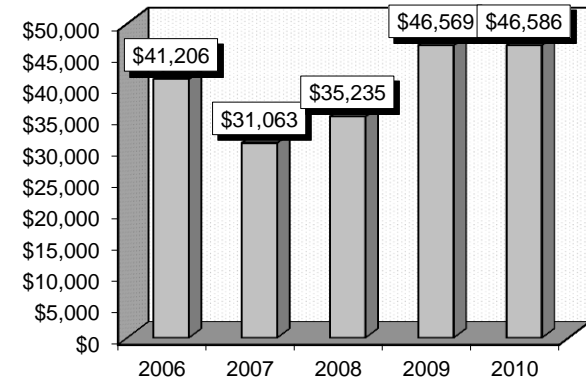
Patient Discharges



Average Length of Stay



Average Billed Charges



County / Hospital	2006			2007			2008			2009			2010		
	Cases	Avg LOS	Avg Bill	Cases	Avg LOS	Avg Bill	Cases	Avg LOS	Avg Bill	Cases	Avg LOS	Avg Bill	Cases	Avg LOS	Avg Bill
CLARK															
Centennial Hills	0	0.00	\$0	0	0.00	\$0	3	1.33	\$39,316	2	1.00	\$18,205	4	1.25	\$32,435
Desert Springs	10	1.40	\$23,160	2	4.00	\$20,422	5	1.00	\$24,029	4	5.75	\$65,625	3	2.67	\$42,447
Mountain View	7	3.29	\$42,058	6	3.00	\$48,529	2	1.00	\$23,308	1	1.00	\$22,694	2	1.00	\$31,163
North Vista	1	1.00	\$23,397	0	0.00	\$0	1	2.00	\$60,269	2	1.00	\$20,816	4	1.00	\$26,553
St. Rose-Rose de Lima	1	1.00	\$19,496	6	1.50	\$37,175	1	1.00	\$12,617	3	3.33	\$56,605	2	2.00	\$57,897
St. Rose-San Martin	0	0.00	\$0	0	0.00	\$0	0	0.00	\$0	1	1.00	\$16,747	0	0.00	\$0
St. Rose-Siena	2	7.50	\$64,801	5	1.00	\$20,899	2	2.00	\$19,907	1	1.00	\$14,107	6	3.33	\$50,132
Southern Hills	0	0.00	\$0	0	0.00	\$0	1	1.00	\$12,093	0	0.00	\$0	1	1.00	\$42,735
Spring Valley	1	1.00	\$1,847	2	1.00	\$23,791	7	2.14	\$36,943	2	1.50	\$42,463	2	1.00	\$20,324
Summerlin	2	6.50	\$77,444	4	1.00	\$26,330	4	1.25	\$22,143	3	1.33	\$23,677	2	2.00	\$89,668
Sunrise	2	8.00	\$190,308	3	1.00	\$32,602	2	6.50	\$74,464	7	2.14	\$63,597	8	4.63	\$97,572
UMC	3	1.00	\$12,400	3	2.00	\$29,333	6	5.17	\$64,031	3	7.67	\$117,510	8	4.00	\$74,880
Valley	8	4.63	\$49,077	2	3.00	\$42,517	2	1.50	\$49,873	6	2.50	\$47,534	6	1.50	\$30,571
TOTAL	37	3.35	\$45,018	33	1.85	\$32,827	36	2.39	\$38,598	35	2.86	\$51,508	48	2.67	\$55,583
WASHOE															
Carson Tahoe	4	4.75	\$55,540	0	0.00	\$0	0	0.00	\$0	1	5.00	\$37,313	2	2.50	\$31,438
Northern Nevada	0	0.00	\$0	1	4.00	\$27,202	0	0.00	\$0	0	0.00	\$0	0	0.00	\$0
Renown Regional	2	1.00	\$19,974	4	2.00	\$36,515	3	1.67	\$28,584	2	1.00	\$21,532	7	1.57	\$39,691
Renown S. Meadows	0	0.00	\$0	1	1.00	\$21,185	0	0.00	\$0	0	0.00	\$0	0	0.00	\$0
Saint Mary's	3	1.33	\$17,309	0	0.00	\$0	0	0.00	\$0	0	0.00	\$0	1	1.00	\$22,264
Sierra Surgery	0	0.00	\$0	0	0.00	\$0	0	0.00	\$0	0	0.00	\$0	0	0.00	\$0
TOTAL	9	2.78	\$34,893	6	2.17	\$32,408	3	1.67	\$28,584	3	2.33	\$26,792	10	1.70	\$36,298
RURAL															
Battle Mountain	0	0.00	\$0	0	0.00	\$0	0	0.00	\$0	0	0.00	\$0	0	0.00	\$0
Boulder City	0	0.00	\$0	0	0.00	\$0	0	0.00	\$0	1	1.00	\$2,831	1	1.00	\$11,789
Carson Valley	0	0.00	\$0	0	0.00	\$0	0	0.00	\$0	0	0.00	\$0	1	1.00	\$7,788
Churchill	0	0.00	\$0	0	0.00	\$0	0	0.00	\$0	0	0.00	\$0	0	0.00	\$0
Desert View	0	0.00	\$0	0	0.00	\$0	0	0.00	\$0	0	0.00	\$0	4	3.50	\$17,358
Grover C. Dils	0	0.00	\$0	0	0.00	\$0	0	0.00	\$0	0	0.00	\$0	0	0.00	\$0
Humboldt	0	0.00	\$0	0	0.00	\$0	0	0.00	\$0	2	40.00	\$17,342	0	0.00	\$0
Incline Village	0	0.00	\$0	0	0.00	\$0	0	0.00	\$0	0	0.00	\$0	0	0.00	\$0
Mesa View	0	0.00	\$0	0	0.00	\$0	0	0.00	\$0	0	0.00	\$0	0	0.00	\$0
Mount Grant	0	0.00	\$0	0	0.00	\$0	0	0.00	\$0	0	0.00	\$0	0	0.00	\$0
Northeastern	2	1.50	\$14,912	1	1.00	\$15,620	0	0.00	\$0	2	3.00	\$40,901	1	1.00	\$11,523
Nye	0	0.00	\$0	1	2.00	\$11,136	1	7.00	\$21,637	0	0.00	\$0	1	1.00	\$13,273
Pershing	0	0.00	\$0	0	0.00	\$0	0	0.00	\$0	0	0.00	\$0	2	3.50	\$11,570
South Lyon	0	0.00	\$0	0	0.00	\$0	0	0.00	\$0	0	0.00	\$0	0	0.00	\$0
William Bee Ririe	1	3.00	\$9,597	3	5.67	\$20,764	7	4.71	\$22,734	0	0.00	\$0	0	0.00	\$0
TOTAL	3	2.00	\$13,140	5	4.00	\$17,809	8	5.00	\$22,596	5	17.40	\$23,863	10	2.50	\$13,694
ALL COUNTIES	49	3.16	\$41,206	44	2.14	\$31,063	47	2.79	\$35,235	43	4.51	\$46,569	68	2.50	\$46,586

PERIPHERAL VASCULAR DISORDERS

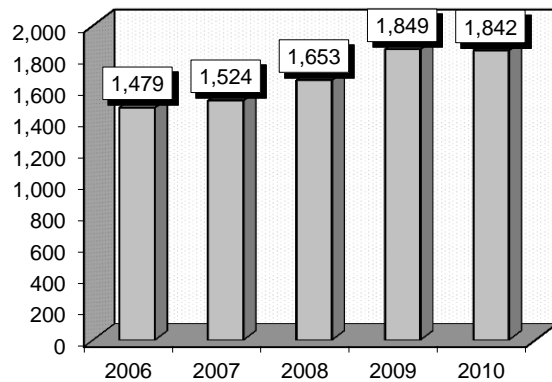
Associated Diagnoses: Diagnoses that frequently accompanied peripheral vascular disorders were: 1) Hypertension (4019), 2) Venous embolism and thrombosis of deep vessels of proximal lower extremity such as femoral, thigh, or upper leg (45341), 3) Tobacco use disorder (3051), 4) Chronic airway obstruction (496), 5) Other and unspecified hyperlipidemia (2724), 6) Atrial fibrillation (42731).

Definitions: **Hypertension:** Elevated blood pressure persistently exceeding 140/90. Essential hypertension, the most common kind, has no single identifiable cause. **Embolism:** A sudden blocking of an artery by a clot (embolus) or foreign object such as a blood clot, gas bubble, cholesterol, fat or tissue. The blockage can cause damage down stream from lack of oxygen or nutrients to a body tissue. **Thrombosis:** The presence or formation of a blood clot within a blood vessel. **Hyperlipidemia:** Elevated levels of lipids in the blood stream including cholesterol. **Fibrillation:** Abnormal uncontrolled rapid contraction of the fibers in the heart

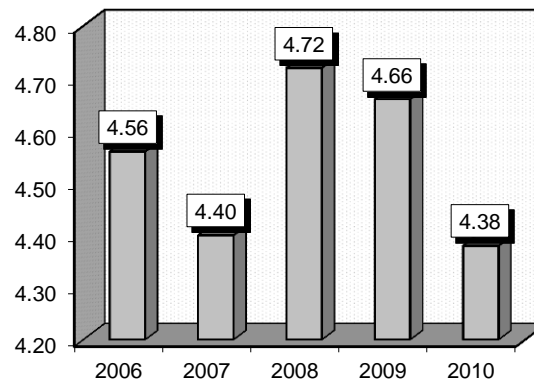
Comments: This page largely pertains to vascular disorders peripheral to the heart.

Gender	2006			2007			2008			2009			2010		
	Cases	Avg LOS	Avg Bill	Cases	Avg LOS	Avg Bill	Cases	Avg LOS	Avg Bill	Cases	Avg LOS	Avg Bill	Cases	Avg LOS	Avg Bill
Male	791	4.25	\$23,893	829	4.34	\$27,460	925	4.73	\$30,947	998	4.72	\$32,637	998	4.47	\$34,791
Female	688	4.91	\$25,471	695	4.46	\$26,376	728	4.70	\$29,407	851	4.59	\$30,771	844	4.26	\$33,578
Age Group	Cases	Avg LOS	Avg Bill	Cases	Avg LOS	Avg Bill	Cases	Avg LOS	Avg Bill	Cases	Avg LOS	Avg Bill	Cases	Avg LOS	Avg Bill
Ages 0-17	11	5.09	\$18,874	7	2.14	\$17,239	6	4.17	\$29,581	6	2.50	\$18,218	9	1.56	\$14,007
Ages 18-35	106	4.55	\$20,961	108	4.33	\$22,885	118	4.63	\$25,151	140	4.86	\$31,155	119	4.03	\$30,004
Ages 36-49	279	4.61	\$22,864	273	4.23	\$26,030	274	4.53	\$26,795	314	4.41	\$29,239	317	4.86	\$36,647
Ages 50-64	414	4.75	\$26,714	416	4.71	\$27,390	514	4.90	\$33,641	512	4.73	\$30,742	505	4.45	\$34,489
Ages 65+	669	4.41	\$24,745	720	4.31	\$27,782	741	4.68	\$30,034	877	4.69	\$33,485	892	4.24	\$34,003
TOTAL	1,479	4.56	\$24,627	1,524	4.40	\$26,966	1,653	4.72	\$30,269	1,849	4.66	\$31,778	1,842	4.38	\$34,235

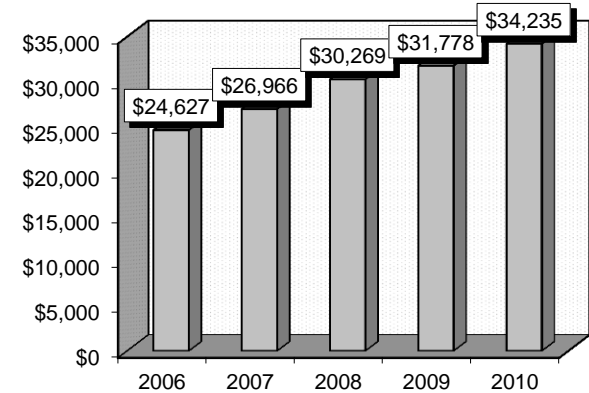
Patient Discharges



Average Length of Stay



Average Billed Charges



County / Hospital	2006			2007			2008			2009			2010		
	Cases	Avg LOS	Avg Bill	Cases	Avg LOS	Avg Bill	Cases	Avg LOS	Avg Bill	Cases	Avg LOS	Avg Bill	Cases	Avg LOS	Avg Bill
CLARK															
Centennial Hills	0	0.00	\$0	0	0.00	\$0	34	3.29	\$27,801	58	4.47	\$27,042	61	4.41	\$36,992
Desert Springs	126	4.51	\$24,486	121	3.98	\$27,690	106	4.04	\$26,846	132	5.83	\$36,857	85	5.18	\$41,801
Mountain View	88	4.19	\$26,749	121	4.26	\$28,581	135	4.70	\$35,638	118	4.74	\$39,491	119	4.60	\$45,096
North Vista	49	7.06	\$40,760	35	4.66	\$33,506	61	6.20	\$37,187	53	4.53	\$34,696	53	8.00	\$55,993
St. Rose-Rose de Lima	48	3.81	\$23,258	37	4.03	\$29,161	68	4.94	\$23,443	51	4.90	\$29,755	54	4.57	\$28,712
St. Rose-San Martin	4	2.75	\$13,986	29	3.55	\$21,016	67	5.94	\$42,215	90	4.62	\$28,105	98	5.01	\$37,241
St. Rose-Siena	116	3.71	\$21,338	92	4.25	\$31,173	88	5.14	\$32,235	124	5.23	\$35,704	102	5.11	\$38,632
Southern Hills	42	4.38	\$26,153	24	4.29	\$29,969	35	4.71	\$33,749	39	6.41	\$46,046	50	4.06	\$32,907
Spring Valley	45	3.31	\$19,667	64	4.83	\$34,606	74	4.91	\$38,831	73	3.71	\$36,031	68	4.31	\$40,051
Summerlin	83	3.33	\$21,435	102	4.36	\$33,721	82	4.16	\$37,135	100	3.94	\$36,132	113	4.08	\$44,718
Sunrise	172	5.30	\$35,691	140	4.64	\$31,805	161	4.88	\$38,847	191	5.56	\$46,801	187	4.30	\$44,936
UMC	148	5.57	\$25,275	182	5.83	\$34,789	149	4.79	\$27,694	187	4.07	\$25,060	177	4.22	\$27,212
Valley	118	5.21	\$32,743	141	4.04	\$26,245	144	5.22	\$37,279	118	4.41	\$36,600	120	3.96	\$39,116
TOTAL	1,039	4.68	\$27,517	1,088	4.54	\$30,695	1,204	4.87	\$34,035	1,334	4.80	\$35,525	1,287	4.60	\$39,332
WASHOE															
Carson Tahoe	65	3.72	\$20,729	62	3.45	\$20,730	51	3.41	\$19,732	61	3.41	\$25,428	62	4.47	\$27,611
Northern Nevada	27	3.67	\$15,894	28	3.39	\$17,749	24	3.92	\$22,756	33	4.21	\$25,444	44	3.23	\$23,025
Renown Regional	150	4.75	\$20,980	134	4.15	\$20,410	158	4.86	\$23,648	187	4.76	\$25,444	179	4.27	\$27,578
Renown S. Meadows	33	3.42	\$13,608	32	3.00	\$12,930	42	3.81	\$16,041	41	2.98	\$15,643	33	3.21	\$20,463
Saint Mary's	82	4.37	\$18,279	97	4.73	\$18,340	73	4.95	\$24,411	97	4.80	\$21,695	132	3.95	\$19,224
Sierra Surgery	0	0.00	\$0	0	0.00	\$0	0	0.00	\$0	0	0.00	\$0	0	0.00	\$0
TOTAL	357	4.27	\$19,248	353	4.02	\$19,008	348	4.47	\$22,255	419	4.36	\$23,615	450	4.02	\$24,165
RURAL															
Battle Mountain	1	3.00	\$1,696	2	2.50	\$3,846	0	0.00	\$0	0	0.00	\$0	0	0.00	\$0
Boulder City	9	4.67	\$5,855	9	4.78	\$6,802	7	6.00	\$10,385	9	2.22	\$4,823	8	2.63	\$4,477
Carson Valley	12	4.92	\$15,340	17	3.71	\$14,385	10	2.70	\$14,776	10	6.20	\$21,516	4	3.75	\$17,069
Churchill	19	4.68	\$12,401	24	4.71	\$14,316	26	3.69	\$12,319	15	3.87	\$12,006	11	2.27	\$8,273
Desert View	0	0.00	\$0	0	0.00	\$0	14	3.14	\$10,097	24	3.63	\$16,958	18	3.11	\$12,735
Grover C. Dils	2	4.00	\$5,581	1	4.00	\$4,585	1	4.00	\$8,550	1	2.00	\$3,891	0	0.00	\$0
Humboldt	7	4.43	\$6,142	3	4.67	\$6,988	7	2.71	\$8,877	5	8.80	\$28,262	2	5.00	\$17,499
Incline Village	0	0.00	\$0	1	5.00	\$16,839	0	0.00	\$0	0	0.00	\$0	0	0.00	\$0
Mesa View	6	2.67	\$9,789	0	0.00	\$0	2	2.50	\$12,160	4	3.25	\$12,139	12	3.25	\$12,027
Mount Grant	2	5.50	\$6,557	2	4.00	\$8,279	2	4.50	\$8,796	4	4.50	\$5,319	4	4.00	\$9,290
Northeastern	18	3.94	\$16,135	8	4.13	\$16,794	13	4.23	\$18,812	20	3.75	\$19,648	32	3.38	\$24,574
Nye	4	3.25	\$11,790	4	3.50	\$7,971	6	2.00	\$5,898	1	2.00	\$2,662	8	2.00	\$6,832
Pershing	2	1.50	\$3,092	2	3.00	\$7,299	2	6.00	\$9,729	2	1.50	\$3,266	1	5.00	\$9,603
South Lyon	0	0.00	\$0	3	4.33	\$6,705	4	4.00	\$8,544	1	2.00	\$10,894	0	0.00	\$0
William Bee Ririe	1	4.00	\$17,645	7	3.00	\$10,372	7	5.57	\$26,130	0	0.00	\$0	5	3.60	\$15,149
TOTAL	83	4.22	\$11,584	83	4.12	\$11,922	101	3.76	\$12,982	96	4.02	\$15,351	105	3.13	\$14,926
ALL COUNTIES	1,479	4.56	\$24,627	1,524	4.40	\$26,966	1,653	4.72	\$30,269	1,849	4.66	\$31,778	1,842	4.38	\$34,235

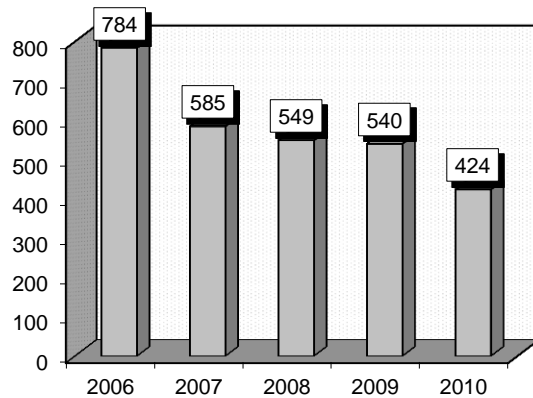
ATHEROSCLEROSIS

Associated Diagnoses: Diagnoses that frequently accompanied atherosclerosis were: 1) Hypertension (4019), 2) Intermediate coronary syndrome (4111), 3) Old myocardial infarction (412), 4) Tobacco use disorder (3051), 5) Congestive heart failure (4280), 6) Other and unspecified hyperlipidemia (2724), 7) Esophageal reflux (53081).

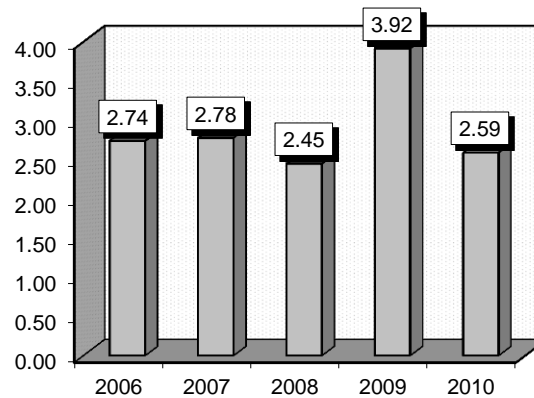
Definitions:
Hypertension: Elevated blood pressure persistently exceeding 140/90. Essential hypertension, the most common kind, has no single identifiable cause.
Myocardial infarction: (Heart Attack) A heart attack occurs when the blood supply to part of the heart is cut off.
Necrosis: Tissue death of a region of the myocardium caused by an interruption in the supply of blood to the heart, usually as a result of occlusion of a coronary artery.
Myocardium: The middle and thickest of the three layers making up the wall of the heart.
Embolism: A sudden blocking of an artery by a clot (embolus) or foreign object such as a blood clot, gas bubble, cholesterol, fat or tissue. The blockage can cause damage down stream from lack of oxygen or nutrients to a body tissue.
Thrombosis: The presence or formation of a blood clot within a blood vessel.
Hyperlipidemia: Elevated levels of lipids in the blood stream including cholesterol.
Fibrillation: Abnormal uncontrolled rapid contraction of the fibers in the heart.
Atherosclerosis: Clogging, hardening and narrow of the arteries and blood vessels.

Gender	2006			2007			2008			2009			2010		
	Cases	Avg LOS	Avg Bill	Cases	Avg LOS	Avg Bill	Cases	Avg LOS	Avg Bill	Cases	Avg LOS	Avg Bill	Cases	Avg LOS	Avg Bill
Male	500	2.73	\$21,385	351	2.78	\$22,997	339	2.58	\$23,369	338	3.21	\$26,250	258	2.59	\$28,072
Female	284	2.76	\$20,441	234	2.77	\$22,923	210	2.24	\$20,396	202	5.11	\$25,941	166	2.60	\$26,183
Age Group	Cases	Avg LOS	Avg Bill	Cases	Avg LOS	Avg Bill	Cases	Avg LOS	Avg Bill	Cases	Avg LOS	Avg Bill	Cases	Avg LOS	Avg Bill
Ages 0-17	0	0.00	\$0	0	0.00	\$0	3	1.00	\$7,491	1	1.00	\$5,192	1	11.00	\$121,867
Ages 18-35	5	1.00	\$11,776	6	1.67	\$10,040	0	0.00	\$0	4	2.25	\$24,841	2	7.50	\$53,189
Ages 36-49	99	2.68	\$21,725	55	2.69	\$21,377	55	2.25	\$21,481	73	5.51	\$30,473	36	2.44	\$26,722
Ages 50-64	280	2.72	\$21,543	213	2.88	\$24,870	175	2.43	\$23,114	166	2.55	\$24,589	149	2.54	\$28,495
Ages 65+	400	2.80	\$20,639	311	2.74	\$22,195	316	2.50	\$22,015	296	4.33	\$26,018	236	2.57	\$26,072
TOTAL	784	2.74	\$21,043	585	2.78	\$22,968	549	2.45	\$22,232	540	3.92	\$26,134	424	2.59	\$27,333

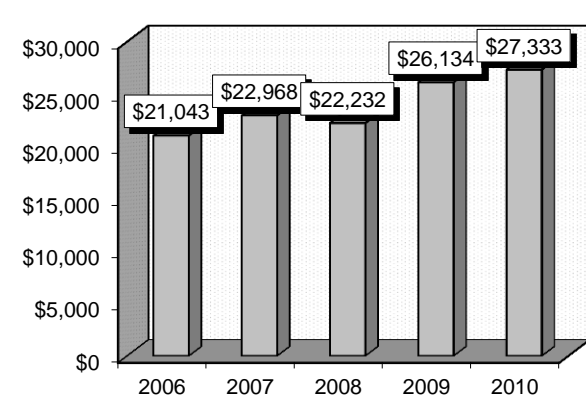
Patient Discharges



Average Length of Stay



Average Billed Charges



County / Hospital	2006			2007			2008			2009			2010		
	Cases	Avg LOS	Avg Bill	Cases	Avg LOS	Avg Bill	Cases	Avg LOS	Avg Bill	Cases	Avg LOS	Avg Bill	Cases	Avg LOS	Avg Bill
CLARK															
Centennial Hills	0	0.00	\$0	0	0.00	\$0	31	2.52	\$24,806	34	2.53	\$24,695	13	3.00	\$37,186
Desert Springs	82	2.96	\$23,754	56	3.30	\$27,553	53	2.66	\$28,962	45	3.27	\$29,940	32	2.47	\$29,278
Mountain View	59	2.44	\$17,685	36	2.39	\$20,286	37	2.16	\$19,936	42	3.33	\$30,182	35	2.91	\$31,402
North Vista	24	2.54	\$22,513	16	3.81	\$24,358	14	2.79	\$25,812	13	5.69	\$46,494	14	3.79	\$35,915
St. Rose-Rose de Lima	46	1.98	\$18,473	39	2.26	\$21,635	28	2.21	\$22,697	29	2.24	\$21,402	14	3.07	\$27,424
St. Rose-San Martin	1	2.00	\$23,749	15	3.27	\$27,894	16	1.75	\$23,140	17	3.12	\$24,361	17	5.00	\$53,482
St. Rose-Siena	40	2.33	\$19,467	43	2.51	\$25,566	35	2.43	\$24,106	33	2.12	\$28,195	21	2.05	\$25,956
Southern Hills	12	2.08	\$20,295	10	2.50	\$16,423	9	2.00	\$14,078	4	1.25	\$14,753	5	1.60	\$18,084
Spring Valley	17	4.18	\$33,377	11	2.64	\$20,542	4	2.50	\$25,893	14	2.93	\$31,361	15	2.13	\$34,417
Summerlin	59	2.93	\$24,401	36	2.28	\$21,695	33	2.00	\$22,901	25	2.72	\$29,469	24	2.04	\$22,534
Sunrise	73	3.22	\$26,188	43	3.33	\$31,282	47	2.83	\$31,295	41	3.49	\$39,505	33	2.73	\$34,974
UMC	91	3.95	\$28,351	64	3.61	\$32,429	37	3.35	\$24,446	41	2.63	\$22,456	21	2.43	\$22,405
Valley	64	2.59	\$21,445	59	3.56	\$23,956	47	2.66	\$22,476	40	6.88	\$30,111	55	2.69	\$34,041
TOTAL	568	2.93	\$23,413	428	3.03	\$25,770	391	2.53	\$24,732	378	3.37	\$29,111	299	2.75	\$31,788
WASHOE															
Carson Tahoe	41	2.12	\$15,323	35	1.63	\$11,451	20	2.05	\$13,716	19	1.89	\$15,692	17	2.71	\$19,071
Northern Nevada	20	3.10	\$20,546	10	2.30	\$19,280	8	1.63	\$17,857	4	2.75	\$23,321	4	1.50	\$20,364
Renown Regional	58	2.47	\$16,558	55	1.87	\$16,650	77	2.44	\$18,197	72	2.44	\$20,998	42	2.33	\$19,638
Renown S. Meadows	17	1.82	\$13,463	12	2.17	\$19,670	12	1.58	\$15,374	20	2.35	\$24,192	8	1.88	\$20,390
Saint Mary's	53	2.02	\$11,556	28	2.61	\$13,878	15	2.53	\$14,492	20	1.70	\$12,215	15	2.60	\$19,027
Sierra Surgery	0	0.00	\$0	0	0.00	\$0	0	0.00	\$0	0	0.00	\$0	0	0.00	\$0
TOTAL	189	2.28	\$15,031	140	2.01	\$15,243	132	2.27	\$16,820	135	2.25	\$19,492	86	2.37	\$19,523
RURAL															
Battle Mountain	0	0.00	\$0	0	0.00	\$0	0	0.00	\$0	0	0.00	\$0	0	0.00	\$0
Boulder City	1	5.00	\$13,557	1	1.00	\$4,631	4	1.00	\$5,633	1	4.00	\$11,281	1	8.00	\$32,686
Carson Valley	11	1.45	\$12,871	6	4.67	\$26,568	7	2.00	\$20,885	2	2.50	\$18,152	2	1.50	\$14,110
Churchill	9	2.44	\$13,543	3	1.33	\$15,315	2	3.00	\$11,353	6	1.67	\$13,266	5	2.00	\$12,329
Desert View	0	0.00	\$0	0	0.00	\$0	1	2.00	\$8,202	5	2.60	\$15,006	10	1.90	\$10,864
Grover C. Dils	0	0.00	\$0	1	2.00	\$5,370	1	1.00	\$3,379	0	0.00	\$0	0	0.00	\$0
Humboldt	0	0.00	\$0	1	2.00	\$4,060	1	1.00	\$5,358	1	490.00	\$146,264	1	6.00	\$9,991
Incline Village	0	0.00	\$0	0	0.00	\$0	0	0.00	\$0	0	0.00	\$0	0	0.00	\$0
Mesa View	4	1.25	\$9,057	4	1.25	\$7,541	2	1.00	\$2,298	4	1.00	\$5,314	12	1.00	\$6,960
Mount Grant	0	0.00	\$0	1	4.00	\$22,785	0	0.00	\$0	0	0.00	\$0	2	2.00	\$8,992
Northeastern	2	4.00	\$22,396	0	0.00	\$0	1	3.00	\$14,553	2	2.00	\$16,708	3	1.33	\$12,320
Nye	0	0.00	\$0	0	0.00	\$0	0	0.00	\$0	2	1.50	\$13,368	1	2.00	\$11,776
Pershing	0	0.00	\$0	0	0.00	\$0	0	0.00	\$0	1	1.00	\$8,873	0	0.00	\$0
South Lyon	0	0.00	\$0	0	0.00	\$0	0	0.00	\$0	0	0.00	\$0	0	0.00	\$0
William Bee Ririe	0	0.00	\$0	0	0.00	\$0	7	3.14	\$12,502	3	1.67	\$12,778	2	2.50	\$6,952
TOTAL	27	2.07	\$13,261	17	2.71	\$16,021	26	2.12	\$12,117	27	19.96	\$17,670	39	1.87	\$10,393
ALL COUNTIES	784	2.74	\$21,043	585	2.78	\$22,968	549	2.45	\$22,232	540	3.92	\$26,134	424	2.59	\$27,333

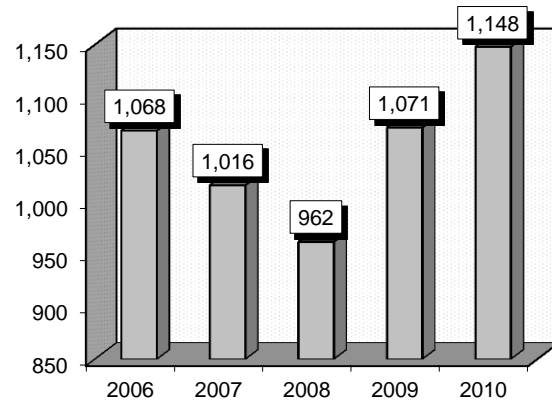
HYPERTENSION

Associated Diagnoses: Diagnoses that frequently accompanied hypertension were: 1) Diabetes Mellitus II without mention of complication (25000), 2) Tobacco use disorder (3051), 3) Other and unspecified hyperlipidemia (2724), 4) Chest pain (78659), 5) Hypopotassemia, Hypokalemia (2768).

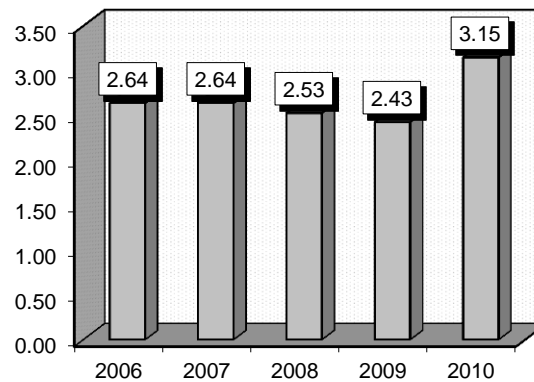
Definitions: **Diabetes mellitus:** A group of disorders in which the body is unable to competently process blood sugars leading to hyperglycemia. This can lead to a host of ailments including poor circulation, kidney disorders and blindness. **Hyperglycemia:** A condition in which an excessive amount of glucose circulates in the blood plasma. **Hypertension:** Elevated blood pressure persistently exceeding 140/90. Essential hypertension, the most common kind, has no single identifiable cause. **Hyperlipidemia:** Elevated levels of lipids in the blood stream including cholesterol. **Chest pain:** A physical complaint that requires immediate diagnosis and evaluation. Chest pain can be a sign of cardiac disease, or of pulmonary (lung) disease. Over 90% of severe chest pain is caused by coronary artery disease, spinal root compression or a psychological disturbance. **Hypopotassemia:** Hypokalemia. Abnormally low levels of potassium circulation in the blood. Associated with adrenal tumors or taking diuretics.

Gender	2006			2007			2008			2009			2010		
	Cases	Avg LOS	Avg Bill	Cases	Avg LOS	Avg Bill	Cases	Avg LOS	Avg Bill	Cases	Avg LOS	Avg Bill	Cases	Avg LOS	Avg Bill
Male	427	2.70	\$18,852	408	2.66	\$21,468	386	2.34	\$21,485	443	2.37	\$23,774	437	2.45	\$27,125
Female	641	2.60	\$17,696	608	2.62	\$21,097	576	2.66	\$22,094	628	2.46	\$23,851	711	3.57	\$27,506
Age Group	Cases	Avg LOS	Avg Bill	Cases	Avg LOS	Avg Bill	Cases	Avg LOS	Avg Bill	Cases	Avg LOS	Avg Bill	Cases	Avg LOS	Avg Bill
Ages 0-17	2	10.50	\$35,656	6	3.00	\$13,811	6	3.17	\$19,813	9	2.11	\$18,988	3	2.33	\$19,559
Ages 18-35	81	1.84	\$15,525	60	2.18	\$19,054	69	2.45	\$23,910	58	1.84	\$22,145	46	2.39	\$26,376
Ages 36-49	258	2.22	\$16,655	257	2.22	\$20,072	225	2.80	\$21,701	222	2.41	\$23,736	242	2.23	\$27,252
Ages 50-64	332	2.83	\$18,777	319	2.52	\$21,337	305	2.45	\$22,835	355	2.40	\$24,644	346	2.37	\$26,546
Ages 65+	395	2.88	\$19,071	374	3.09	\$22,447	357	2.43	\$20,738	427	2.55	\$23,506	511	4.18	\$28,098
TOTAL	1,068	2.64	\$18,158	1,016	2.64	\$21,246	962	2.53	\$21,850	1,071	2.43	\$23,819	1,148	3.15	\$27,361

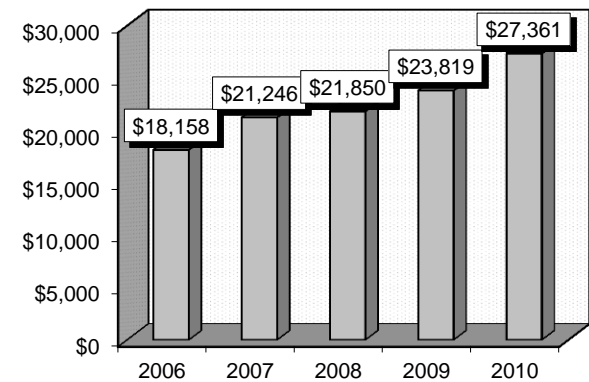
Patient Discharges



Average Length of Stay



Average Billed Charges



County / Hospital	2006			2007			2008			2009			2010		
	Cases	Avg LOS	Avg Bill	Cases	Avg LOS	Avg Bill	Cases	Avg LOS	Avg Bill	Cases	Avg LOS	Avg Bill	Cases	Avg LOS	Avg Bill
CLARK															
Centennial Hills	0	0.00	\$0	0	0.00	\$0	43	2.28	\$21,722	77	2.30	\$24,912	66	2.41	\$30,789
Desert Springs	80	3.01	\$18,233	74	3.09	\$22,653	66	2.39	\$22,268	69	3.04	\$28,636	87	2.57	\$28,382
Mountain View	64	2.53	\$18,086	65	2.74	\$21,576	87	2.67	\$23,603	84	2.62	\$26,943	119	2.24	\$29,136
North Vista	51	2.18	\$19,894	38	3.11	\$24,441	35	3.03	\$26,258	43	2.77	\$28,457	43	3.09	\$38,434
St. Rose-Rose de Lima	61	2.61	\$22,206	53	2.40	\$24,185	47	2.32	\$20,731	64	2.44	\$25,897	47	2.89	\$30,015
St. Rose-San Martin	1	1.00	\$20,972	15	2.27	\$19,052	20	2.75	\$28,058	32	3.00	\$33,874	37	2.11	\$27,266
St. Rose-Siena	47	2.60	\$21,591	41	2.39	\$23,886	32	2.22	\$23,606	51	2.04	\$22,634	59	2.61	\$31,072
Southern Hills	23	1.74	\$13,645	27	2.15	\$15,521	17	2.65	\$23,592	17	2.18	\$22,986	17	2.12	\$23,988
Spring Valley	59	1.90	\$16,840	35	3.09	\$26,106	57	2.54	\$23,527	57	3.09	\$23,186	72	2.19	\$29,407
Summerlin	55	2.42	\$20,071	48	3.08	\$24,762	53	2.17	\$22,641	65	1.98	\$22,424	64	2.06	\$28,101
Sunrise	85	2.78	\$23,125	89	3.12	\$26,089	89	2.40	\$24,887	84	2.44	\$28,064	107	2.97	\$35,097
UMC	281	3.05	\$17,659	246	2.32	\$19,550	170	3.00	\$21,292	163	2.55	\$22,953	169	2.28	\$21,432
Valley	69	3.09	\$20,890	90	2.98	\$26,770	69	2.62	\$24,134	96	2.35	\$23,419	79	2.38	\$30,862
TOTAL	876	2.73	\$19,180	821	2.70	\$22,675	785	2.60	\$23,069	902	2.52	\$25,270	966	2.45	\$28,999
WASHOE															
Carson Tahoe	27	3.48	\$19,989	30	2.47	\$17,417	14	1.29	\$10,678	11	1.73	\$13,067	11	2.73	\$20,932
Northern Nevada	16	2.38	\$14,530	12	2.67	\$18,288	18	2.33	\$22,876	14	1.93	\$20,244	14	1.86	\$19,868
Renown Regional	67	1.84	\$13,647	74	2.08	\$17,217	73	2.34	\$19,450	69	2.01	\$18,913	56	2.23	\$23,265
Renown S. Meadows	9	2.11	\$13,392	16	2.31	\$16,216	11	2.00	\$16,235	14	1.36	\$18,387	19	1.89	\$19,709
Saint Mary's	39	2.36	\$13,596	28	2.75	\$14,193	27	2.52	\$16,155	22	2.14	\$14,936	15	2.33	\$21,183
Sierra Surgery	0	0.00	\$0	0	0.00	\$0	0	0.00	\$0	0	0.00	\$0	0	0.00	\$0
TOTAL	158	2.32	\$14,793	160	2.34	\$16,705	143	2.24	\$18,153	130	1.93	\$17,832	115	2.19	\$21,769
RURAL															
Battle Mountain	0	0.00	\$0	0	0.00	\$0	1	1.00	\$2,134	0	0.00	\$0	0	0.00	\$0
Boulder City	3	1.67	\$2,868	7	3.43	\$8,737	3	3.33	\$5,233	3	2.00	\$5,013	6	1.33	\$4,423
Carson Valley	3	2.00	\$7,285	2	3.00	\$12,336	3	3.00	\$28,093	2	1.50	\$5,992	2	1.50	\$6,878
Churchill	3	3.00	\$10,913	6	2.33	\$10,073	4	1.25	\$6,870	5	1.20	\$11,215	9	1.44	\$9,895
Desert View	0	0.00	\$0	0	0.00	\$0	4	1.25	\$4,552	14	1.93	\$10,753	21	2.24	\$10,475
Grover C. Dils	0	0.00	\$0	0	0.00	\$0	0	0.00	\$0	1	6.00	\$12,180	0	0.00	\$0
Humboldt	0	0.00	\$0	1	5.00	\$4,998	0	0.00	\$0	0	0.00	\$0	3	280.33	\$82,567
Incline Village	0	0.00	\$0	0	0.00	\$0	0	0.00	\$0	0	0.00	\$0	0	0.00	\$0
Mesa View	0	0.00	\$0	2	2.50	\$8,140	2	1.00	\$6,105	1	1.00	\$8,770	7	1.71	\$7,621
Mount Grant	2	3.00	\$9,581	1	1.00	\$5,314	7	3.29	\$7,647	4	1.50	\$3,952	15	3.93	\$11,228
Northeastern	7	2.57	\$14,661	1	1.00	\$8,045	2	1.50	\$19,015	3	2.33	\$19,443	3	1.67	\$20,181
Nye	6	1.33	\$5,509	2	2.50	\$7,172	2	3.00	\$12,279	2	1.50	\$12,655	0	0.00	\$0
Pershing	2	1.00	\$4,561	6	2.17	\$6,618	0	0.00	\$0	2	4.00	\$11,029	0	0.00	\$0
South Lyon	6	1.00	\$3,160	2	1.00	\$3,274	2	1.00	\$6,903	0	0.00	\$0	0	0.00	\$0
William Bee Ririe	2	1.50	\$3,897	5	2.60	\$11,084	4	1.75	\$6,186	2	3.00	\$11,330	1	3.00	\$14,185
TOTAL	34	1.85	\$7,468	35	2.54	\$8,483	34	2.15	\$9,255	39	2.03	\$10,224	67	14.79	\$13,336
ALL COUNTIES	1,068	2.64	\$18,158	1,016	2.64	\$21,246	962	2.53	\$21,850	1,071	2.43	\$23,819	1,148	3.15	\$27,361

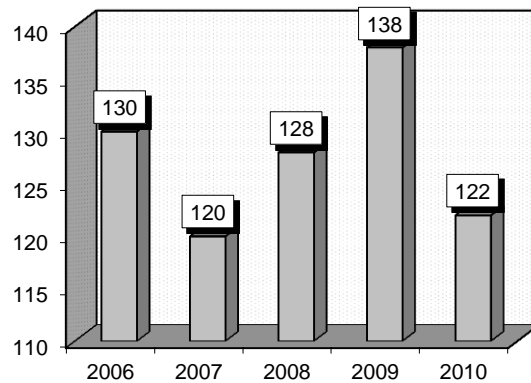
CARDIAC CONGENITAL & VALVULAR DISORDERS

Associated Diagnoses: Diagnoses that frequently accompanied cardiac congenital and valvular disorders were: 1) Aortic valve disorders (4241), 2) Congestive heart failure (4280), 3) Hypertension (4019), 4) Other and unspecified hyperlipidemia (2724), 5) Hypopotassemia (2768), 6) Respiratory abnormality (78609), 7) Ventricular septal defect (7454).

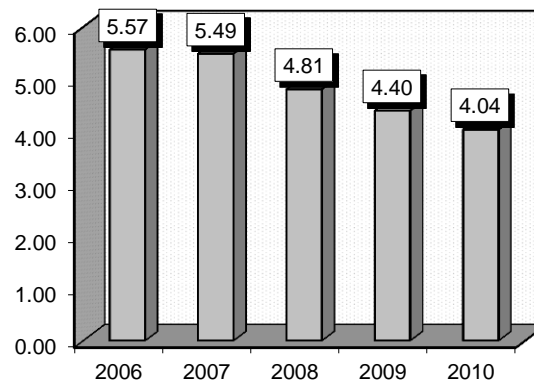
Definitions: **Aorta:** The largest artery in the body. It carries oxygen-rich blood away from the heart to vessels that reach the rest of the body. **Septal defect:** defect of the septum. **Septum:** The muscular wall separating the right and left sides of the heart. **Hypertension:** Elevated blood pressure persistently exceeding 140/90. Essential hypertension, the most common kind, has no single identifiable cause. **Hyperlipidemia:** Elevated levels of lipids in the blood stream including cholesterol. **Chest pain:** A physical complaint that requires immediate diagnosis and evaluation. Chest pain can be a sign of cardiac disease, or of pulmonary (lung) disease. Over 90% of severe chest pain is caused by coronary artery disease, spinal root compression or a psychological disturbance. **Hypopotassemia:** Hypokalemia. Abnormally low levels of potassium circulation in the blood. Associated with adrenal tumors or taking diuretics.

Gender	2006			2007			2008			2009			2010		
	Cases	Avg LOS	Avg Bill	Cases	Avg LOS	Avg Bill	Cases	Avg LOS	Avg Bill	Cases	Avg LOS	Avg Bill	Cases	Avg LOS	Avg Bill
Male	58	6.14	\$40,399	57	5.88	\$41,806	58	3.74	\$35,782	76	4.91	\$40,249	61	3.93	\$48,471
Female	72	5.11	\$29,767	63	5.14	\$33,707	70	5.70	\$41,803	62	3.77	\$32,048	61	4.15	\$32,939
Age Group	Cases	Avg LOS	Avg Bill	Cases	Avg LOS	Avg Bill	Cases	Avg LOS	Avg Bill	Cases	Avg LOS	Avg Bill	Cases	Avg LOS	Avg Bill
Ages 0-17	25	9.16	\$39,152	31	6.29	\$32,731	33	5.70	\$42,466	25	3.84	\$25,426	18	3.61	\$44,551
Ages 18-35	8	3.25	\$18,247	7	6.57	\$52,445	6	4.67	\$44,927	5	5.00	\$30,949	8	5.50	\$39,173
Ages 36-49	12	6.58	\$39,627	10	4.90	\$32,309	12	4.42	\$33,468	11	3.27	\$39,727	10	3.50	\$29,555
Ages 50-64	16	4.38	\$34,263	17	4.24	\$36,049	14	4.50	\$48,005	16	3.00	\$33,568	14	2.79	\$31,595
Ages 65+	69	4.64	\$33,882	55	5.40	\$39,795	63	4.51	\$35,824	81	4.96	\$40,512	72	4.31	\$43,234
TOTAL	130	5.57	\$34,511	120	5.49	\$37,554	128	4.81	\$39,075	138	4.40	\$36,565	122	4.04	\$40,705

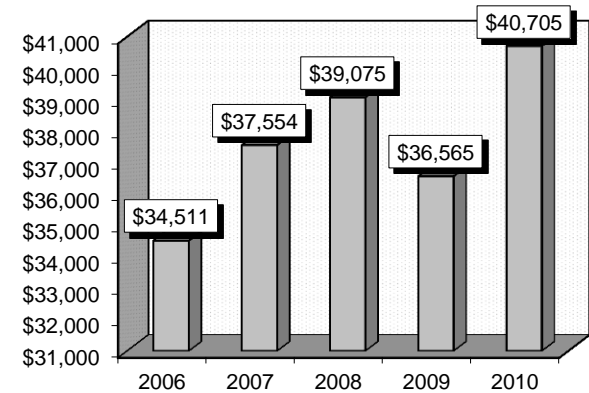
Patient Discharges



Average Length of Stay



Average Billed Charges



County / Hospital	2006			2007			2008			2009			2010		
	Cases	Avg LOS	Avg Bill	Cases	Avg LOS	Avg Bill	Cases	Avg LOS	Avg Bill	Cases	Avg LOS	Avg Bill	Cases	Avg LOS	Avg Bill
CLARK															
Centennial Hills	0	0.00	\$0	0	0.00	\$0	4	1.75	\$24,514	6	3.67	\$39,127	2	2.00	\$26,992
Desert Springs	5	3.00	\$34,504	9	6.78	\$49,926	3	9.33	\$51,193	16	3.63	\$29,713	4	4.50	\$29,553
Mountain View	5	5.20	\$25,316	7	5.43	\$42,960	4	2.00	\$24,632	7	2.29	\$21,113	4	2.75	\$39,210
North Vista	3	6.67	\$63,225	1	4.00	\$30,192	1	3.00	\$34,648	2	3.00	\$33,020	1	15.00	\$190,546
St. Rose-Rose de Lima	6	2.50	\$26,176	3	3.67	\$66,160	4	2.75	\$27,065	6	4.33	\$34,848	3	4.00	\$35,733
St. Rose-San Martin	1	3.00	\$15,219	0	0.00	\$0	2	7.00	\$218,321	7	3.71	\$43,708	7	4.43	\$82,312
St. Rose-Siena	4	1.50	\$13,933	5	1.80	\$14,556	9	2.78	\$29,127	4	5.00	\$37,479	7	4.43	\$36,146
Southern Hills	1	18.00	\$45,205	0	0.00	\$0	0	0.00	\$0	0	0.00	\$0	0	0.00	\$0
Spring Valley	7	3.00	\$28,533	0	0.00	\$0	5	5.40	\$46,679	7	4.71	\$40,670	4	3.50	\$28,511
Summerlin	6	3.83	\$26,178	1	4.00	\$33,906	5	3.40	\$29,093	3	3.67	\$24,436	14	3.64	\$48,059
Sunrise	29	4.90	\$32,641	29	6.48	\$38,890	30	6.17	\$50,158	24	3.75	\$30,739	21	2.52	\$41,487
UMC	19	10.74	\$70,256	15	7.53	\$54,366	4	3.00	\$31,727	5	9.80	\$55,578	10	7.10	\$55,635
Valley	8	9.88	\$42,423	11	8.91	\$55,738	10	7.50	\$55,627	12	9.00	\$101,710	9	3.89	\$51,865
TOTAL	94	6.09	\$39,783	81	6.49	\$44,961	81	5.09	\$46,403	99	4.70	\$42,254	86	4.02	\$48,107
WASHOE															
Carson Tahoe	2	3.00	\$19,834	5	4.00	\$20,214	6	3.17	\$19,968	5	3.60	\$19,062	5	6.20	\$32,916
Northern Nevada	1	2.00	\$16,703	3	5.67	\$37,057	3	2.33	\$23,692	0	0.00	\$0	3	3.67	\$26,503
Renown Regional	20	5.45	\$27,884	15	2.47	\$16,692	21	5.14	\$34,493	23	4.30	\$25,340	9	5.67	\$34,952
Renown S. Meadows	1	2.00	\$13,310	1	3.00	\$18,644	3	8.00	\$40,699	4	3.50	\$25,944	1	6.00	\$30,050
Saint Mary's	7	2.14	\$10,607	12	4.17	\$24,831	8	4.00	\$19,360	3	1.67	\$12,233	5	1.60	\$11,524
Sierra Surgery	0	0.00	\$0	0	0.00	\$0	0	0.00	\$0	0	0.00	\$0	0	0.00	\$0
TOTAL	31	4.32	\$22,633	36	3.53	\$21,645	41	4.63	\$29,079	35	3.89	\$23,388	23	4.65	\$28,101
RURAL															
Battle Mountain	1	2.00	\$3,389	0	0.00	\$0	0	0.00	\$0	0	0.00	\$0	0	0.00	\$0
Boulder City	1	10.00	\$15,711	0	0.00	\$0	1	4.00	\$11,525	0	0.00	\$0	0	0.00	\$0
Carson Valley	2	2.00	\$9,418	0	0.00	\$0	0	0.00	\$0	1	2.00	\$15,229	0	0.00	\$0
Churchill	1	2.00	\$7,194	2	1.50	\$14,025	1	1.00	\$4,033	0	0.00	\$0	0	0.00	\$0
Desert View	0	0.00	\$0	0	0.00	\$0	1	2.00	\$7,108	0	0.00	\$0	10	3.20	\$14,995
Grover C. Dils	0	0.00	\$0	0	0.00	\$0	0	0.00	\$0	0	0.00	\$0	0	0.00	\$0
Humboldt	0	0.00	\$0	0	0.00	\$0	0	0.00	\$0	0	0.00	\$0	2	2.00	\$10,767
Incline Village	0	0.00	\$0	0	0.00	\$0	0	0.00	\$0	0	0.00	\$0	0	0.00	\$0
Mesa View	0	0.00	\$0	0	0.00	\$0	0	0.00	\$0	1	1.00	\$10,255	0	0.00	\$0
Mount Grant	0	0.00	\$0	0	0.00	\$0	0	0.00	\$0	0	0.00	\$0	0	0.00	\$0
Northeastern	0	0.00	\$0	0	0.00	\$0	1	2.00	\$12,874	0	0.00	\$0	0	0.00	\$0
Nye	0	0.00	\$0	0	0.00	\$0	0	0.00	\$0	0	0.00	\$0	0	0.00	\$0
Pershing	0	0.00	\$0	0	0.00	\$0	0	0.00	\$0	0	0.00	\$0	0	0.00	\$0
South Lyon	0	0.00	\$0	0	0.00	\$0	0	0.00	\$0	0	0.00	\$0	0	0.00	\$0
William Bee Ririe	0	0.00	\$0	1	3.00	\$57,329	2	2.50	\$7,581	2	1.50	\$9,368	1	4.00	\$10,966
TOTAL	5	3.60	\$9,026	3	2.00	\$28,459	6	2.33	\$8,450	4	1.50	\$11,055	13	3.08	\$14,034
ALL COUNTIES	130	5.57	\$34,511	120	5.49	\$37,554	128	4.81	\$39,075	138	4.40	\$36,565	122	4.04	\$40,705

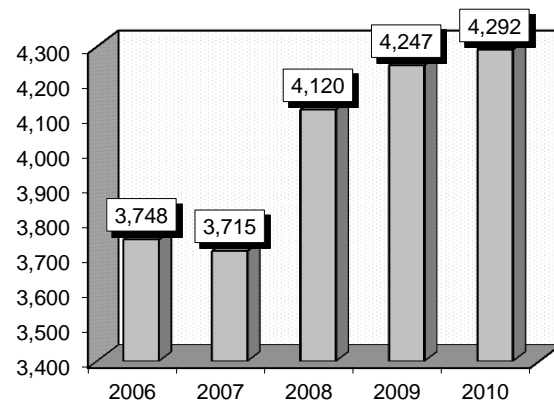
CARDIAC ARRHYTHMIA & CONDUCTION DISORDERS

Associated Diagnoses: Diagnoses that frequently accompanied cardiac arrhythmia and conduction disorders were: 1) Atrial fibrillation (42731), 2) Hypertension (4019), 3) Congestive heart failure (4280), 4) Hyperlipidemia (2724), 5) Chronic airway obstruction (496), 6) Diabetes Mellitus II without mention of complication (25000).

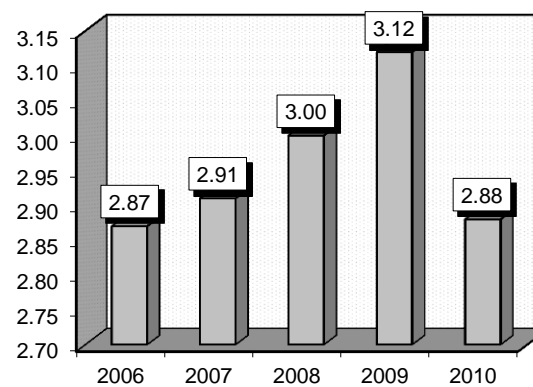
Definitions: **Atrial fibrillation:** A cardiac arrhythmia characterized by disorganized electrical activity in the atria accompanied by an irregular ventricular response that is usually rapid. The atria quiver instead of pumping in an organized fashion, increasing the risk of stroke. **Atrial flutter:** A type of atrial tachycardia (rapid beating of the atria) characterized by contraction rates between 230-380 beats per minute. **Sinoatrial node dysfunction:** Any disturbance in the normal functioning of the sinoatrial node (a cluster of hundreds of cells located in the right atrial wall of the heart. It's comprised of heart muscle that generates impulses that travel swiftly throughout the both atria, causing them to contract). **Cardiac dysrhythmias:** Any abnormality in a cardiac rhythm pattern. **Paroxysmal ventricular tachycardia:** A rapid heartbeat of sudden onset and termination caused by a quick succession of discharges from an ectopic (an impulse that originates in the heart at a site other than the sinus node) site in the ventricle. **Hypertension:** Elevated blood pressure persistently exceeding 140/90. Essential hypertension, the most common kind, has no single identifiable cause. **Hyperlipidemia:** Elevated levels of lipids in the blood stream including cholesterol.

Gender	2006			2007			2008			2009			2010		
	Cases	Avg LOS	Avg Bill	Cases	Avg LOS	Avg Bill	Cases	Avg LOS	Avg Bill	Cases	Avg LOS	Avg Bill	Cases	Avg LOS	Avg Bill
Male	2,034	2.75	\$20,544	1,986	2.77	\$22,938	2,202	2.89	\$24,762	2,218	3.11	\$27,781	2,317	2.83	\$28,565
Female	1,714	3.02	\$21,219	1,729	3.07	\$23,740	1,918	3.12	\$25,170	2,029	3.14	\$26,830	1,975	2.93	\$28,394
Age Group	Cases	Avg LOS	Avg Bill	Cases	Avg LOS	Avg Bill	Cases	Avg LOS	Avg Bill	Cases	Avg LOS	Avg Bill	Cases	Avg LOS	Avg Bill
Ages 0-17	10	2.60	\$10,951	25	2.68	\$17,994	26	2.65	\$17,614	18	3.72	\$28,685	12	4.42	\$37,037
Ages 18-35	153	1.78	\$15,796	163	1.93	\$18,809	146	2.30	\$21,576	141	1.73	\$18,102	139	1.86	\$24,639
Ages 36-49	365	2.25	\$18,147	388	2.15	\$19,574	417	2.31	\$22,264	408	2.31	\$23,803	348	2.37	\$25,645
Ages 50-64	960	2.76	\$20,580	986	2.60	\$21,897	994	2.81	\$24,093	1,034	2.97	\$27,290	1,038	2.62	\$27,278
Ages 65+	2,260	3.10	\$21,792	2,153	3.26	\$25,035	2,537	3.23	\$25,999	2,646	3.38	\$28,367	2,755	3.08	\$29,457
TOTAL	3,748	2.87	\$20,853	3,715	2.91	\$23,311	4,120	3.00	\$24,952	4,247	3.12	\$27,327	4,292	2.88	\$28,486

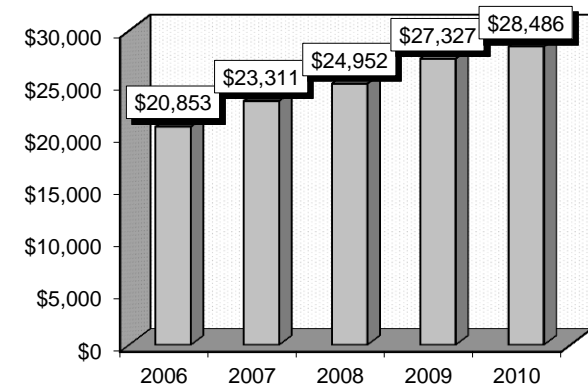
Patient Discharges



Average Length of Stay



Average Billed Charges



County / Hospital	2006			2007			2008			2009			2010		
	Cases	Avg LOS	Avg Bill	Cases	Avg LOS	Avg Bill	Cases	Avg LOS	Avg Bill	Cases	Avg LOS	Avg Bill	Cases	Avg LOS	Avg Bill
CLARK															
Centennial Hills	0	0.00	\$0	0	0.00	\$0	186	2.65	\$25,913	171	2.45	\$27,152	216	2.69	\$32,902
Desert Springs	348	2.74	\$20,953	287	3.07	\$26,604	336	2.99	\$27,916	314	3.15	\$29,125	307	3.16	\$31,819
Mountain View	305	3.07	\$23,647	263	2.81	\$25,976	260	2.75	\$27,661	287	3.12	\$32,556	300	3.15	\$36,523
North Vista	80	3.14	\$29,113	99	4.19	\$32,893	91	3.38	\$36,634	126	3.59	\$36,321	82	3.94	\$37,285
St. Rose-Rose de Lima	145	3.12	\$25,282	138	2.63	\$25,627	150	3.53	\$29,170	156	3.02	\$27,792	164	3.26	\$32,883
St. Rose-San Martin	6	1.17	\$17,980	63	2.60	\$24,061	123	2.97	\$26,088	162	3.10	\$23,988	201	3.07	\$23,800
St. Rose-Siena	282	2.51	\$22,255	299	2.66	\$24,276	263	3.11	\$26,582	339	3.02	\$27,845	387	2.77	\$28,720
Southern Hills	75	2.68	\$19,823	83	3.36	\$24,590	71	2.25	\$20,856	68	2.85	\$29,022	60	2.15	\$24,392
Spring Valley	218	3.02	\$24,366	202	2.86	\$25,907	258	2.67	\$25,959	228	2.70	\$30,402	209	2.64	\$35,013
Summerlin	258	3.06	\$25,787	276	3.14	\$28,802	281	3.23	\$30,083	304	2.82	\$32,763	303	2.63	\$30,748
Sunrise	374	3.43	\$29,028	342	3.06	\$27,568	332	3.49	\$30,796	336	3.60	\$36,461	311	3.41	\$39,381
UMC	280	3.13	\$18,867	275	3.09	\$25,675	252	3.03	\$22,636	267	3.22	\$26,146	224	2.71	\$24,236
Valley	276	3.11	\$21,981	301	3.28	\$28,902	365	3.17	\$28,527	318	3.39	\$31,140	306	3.06	\$36,165
TOTAL	2,647	3.01	\$23,627	2,628	3.03	\$26,806	2,968	3.05	\$27,720	3,076	3.11	\$30,354	3,070	2.97	\$32,253
WASHOE															
Carson Tahoe	242	2.62	\$16,582	237	2.49	\$16,155	250	2.67	\$17,180	245	2.60	\$17,213	248	2.65	\$18,888
Northern Nevada	42	2.40	\$18,534	43	2.88	\$23,417	67	2.52	\$20,676	55	3.07	\$23,198	48	2.58	\$25,581
Renown Regional	267	2.63	\$15,946	283	2.88	\$17,990	319	3.50	\$23,135	330	4.52	\$27,169	341	2.95	\$24,162
Renown S. Meadows	70	2.21	\$12,771	49	2.29	\$13,299	71	2.68	\$18,183	55	2.40	\$19,508	46	2.17	\$19,132
Saint Mary's	246	2.63	\$12,760	250	2.60	\$12,519	224	2.79	\$15,650	233	2.65	\$16,392	250	2.61	\$17,332
Sierra Surgery	0	0.00	\$0	0	0.00	\$0	0	0.00	\$0	0	0.00	\$0	1	1.00	\$7,535
TOTAL	867	2.58	\$15,089	862	2.66	\$15,903	931	2.97	\$19,181	918	3.32	\$21,079	934	2.72	\$20,741
RURAL															
Battle Mountain	0	0.00	\$0	3	2.00	\$4,051	2	10.00	\$8,373	0	0.00	\$0	0	0.00	\$0
Boulder City	26	3.15	\$8,629	40	2.58	\$6,360	28	2.21	\$6,854	23	3.17	\$9,055	27	2.15	\$6,438
Carson Valley	27	1.74	\$11,444	27	3.15	\$20,249	28	2.64	\$20,674	18	2.61	\$20,218	19	1.58	\$11,974
Churchill	44	2.45	\$12,799	39	2.74	\$13,031	35	2.83	\$14,805	35	3.06	\$16,609	50	2.58	\$13,806
Desert View	0	0.00	\$0	0	0.00	\$0	17	1.71	\$8,143	55	2.13	\$12,189	64	2.11	\$10,976
Grover C. Dils	6	2.67	\$5,748	11	2.00	\$4,498	5	2.00	\$5,789	2	2.00	\$5,053	0	0.00	\$0
Humboldt	4	1.75	\$4,528	3	1.67	\$4,838	5	2.20	\$6,984	12	6.50	\$18,715	5	3.40	\$13,673
Incline Village	1	1.00	\$6,900	0	0.00	\$0	0	0.00	\$0	0	0.00	\$0	0	0.00	\$0
Mesa View	25	1.64	\$8,798	17	1.71	\$10,318	22	1.59	\$7,388	27	1.37	\$7,167	43	2.07	\$11,276
Mount Grant	3	1.67	\$5,890	8	3.63	\$7,849	8	3.25	\$11,167	13	2.85	\$8,165	13	2.69	\$8,641
Northeastern	54	2.72	\$14,095	38	2.58	\$15,041	36	2.06	\$15,552	35	2.57	\$20,185	44	2.95	\$27,385
Nye	10	1.40	\$9,623	10	2.00	\$7,558	10	1.70	\$10,499	10	1.10	\$8,967	8	2.00	\$8,795
Pershing	6	1.50	\$3,640	6	2.33	\$7,872	2	2.00	\$11,508	4	2.75	\$9,891	1	1.00	\$1,579
South Lyon	11	1.82	\$3,643	10	1.30	\$3,856	7	2.29	\$7,944	8	1.25	\$5,039	9	1.89	\$7,575
William Bee Ririe	17	3.24	\$12,982	13	1.92	\$6,906	16	2.56	\$10,451	11	2.55	\$9,350	5	3.60	\$14,463
TOTAL	234	2.36	\$10,827	225	2.47	\$10,873	221	2.34	\$12,084	253	2.57	\$13,190	288	2.34	\$13,462
ALL COUNTIES	3,748	2.87	\$20,853	3,715	2.91	\$23,311	4,120	3.00	\$24,952	4,247	3.12	\$27,327	4,292	2.88	\$28,486

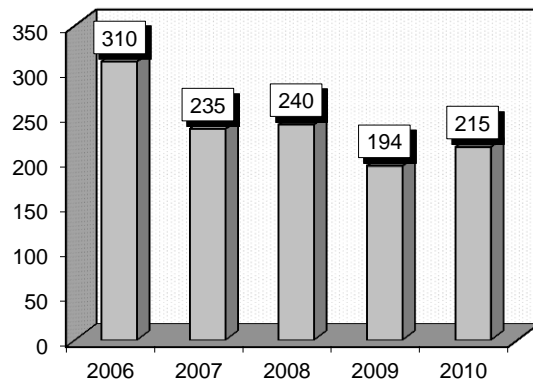
ANGINA PECTORIS

Associated Diagnoses: Diagnoses that frequently accompanied angina pectoris were: 1) Intermediate coronary syndrome (4111), 2) Hypertension (4019), 3) Tobacco use disorder (3051), 4) Hyperlipidemia (2724), 5) Diabetes Mellitus II without mention of complication (25000), 6) Coronary atherosclerosis (41400).

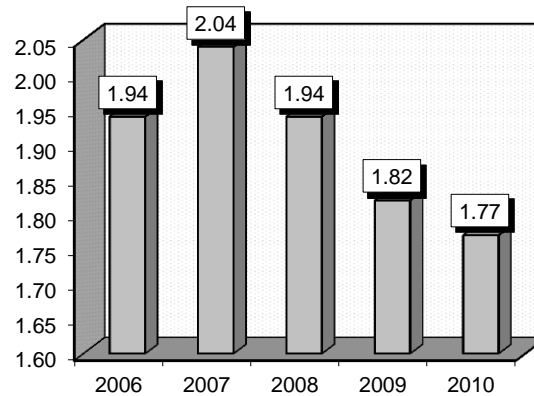
Definitions: **Chest pain:** A physical complaint that requires immediate diagnosis and evaluation. Chest pain can be a sign of cardiac disease, such as angina pectoris, myocardial infarction (AKA heart attack), pericarditis, or of pulmonary (lung) disease, such as pleurisy, pneumonia or pulmonary embolism or infarction. Use of illegal drugs such as cocaine may also cause chest pain. Less common, but also life-threatening conditions that cause chest pain include aortic dissection and pneumothorax. **Angina:** A spasmodic choking feeling at rest. **Hypertension:** Elevated blood pressure persistently exceeding 140/90. Essential hypertension, the most common kind, has no single identifiable cause. **Hyperlipidemia:** Elevated levels of lipids in the blood stream including cholesterol. **Diabetes mellitus:** A group of disorders in which the body is unable to competently process blood sugars leading to hyperglycemia. This can lead to a host of ailments including poor circulation, kidney disorders and blindness. **Hyperglycemia:** A condition in which an excessive amount of glucose circulates in the blood plasma. **Ischemia:** Localized tissue anemia due to obstruction of arterial blood flow. **Atherosclerosis:** Clogging, hardening and narrow of the arteries and blood vessels.

Gender	2006			2007			2008			2009			2010		
	Cases	Avg LOS	Avg Bill	Cases	Avg LOS	Avg Bill	Cases	Avg LOS	Avg Bill	Cases	Avg LOS	Avg Bill	Cases	Avg LOS	Avg Bill
Male	153	1.97	\$15,977	107	2.32	\$20,207	137	1.81	\$18,854	97	1.78	\$19,463	119	1.75	\$18,042
Female	157	1.90	\$15,119	128	1.81	\$17,027	103	2.12	\$18,176	97	1.86	\$17,248	96	1.80	\$16,277
Age Group	Cases	Avg LOS	Avg Bill	Cases	Avg LOS	Avg Bill	Cases	Avg LOS	Avg Bill	Cases	Avg LOS	Avg Bill	Cases	Avg LOS	Avg Bill
Ages 0-17	0	0.00	\$0	0	0.00	\$0	1	2.00	\$13,419	0	0.00	\$0	0	0.00	\$0
Ages 18-35	14	1.14	\$15,278	5	3.00	\$27,494	2	1.00	\$20,940	2	1.50	\$22,862	3	1.00	\$14,182
Ages 36-49	59	1.88	\$14,613	45	2.51	\$20,605	41	2.22	\$22,719	31	1.35	\$17,932	19	2.26	\$25,597
Ages 50-64	119	1.57	\$13,556	90	1.97	\$18,578	93	1.78	\$18,592	73	1.89	\$20,304	82	1.61	\$17,334
Ages 65+	118	2.42	\$18,043	95	1.84	\$16,894	103	1.99	\$16,888	88	1.93	\$16,785	111	1.83	\$15,849
TOTAL	310	1.94	\$15,543	235	2.04	\$18,475	240	1.94	\$18,563	194	1.82	\$18,355	215	1.77	\$17,254

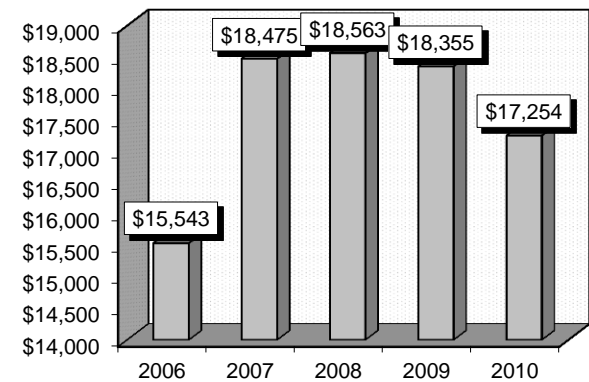
Patient Discharges



Average Length of Stay



Average Billed Charges



County / Hospital	2006			2007			2008			2009			2010		
	Cases	Avg LOS	Avg Bill	Cases	Avg LOS	Avg Bill	Cases	Avg LOS	Avg Bill	Cases	Avg LOS	Avg Bill	Cases	Avg LOS	Avg Bill
CLARK															
Centennial Hills	0	0.00	\$0	0	0.00	\$0	11	1.45	\$17,595	8	1.13	\$19,903	10	1.70	\$27,040
Desert Springs	20	1.60	\$14,235	23	1.61	\$20,981	18	2.00	\$23,021	13	1.46	\$22,027	5	1.60	\$18,328
Mountain View	29	2.17	\$17,670	5	1.60	\$17,059	1	4.00	\$31,871	2	2.00	\$33,145	4	2.00	\$24,323
North Vista	13	1.69	\$19,849	15	1.80	\$20,150	13	2.31	\$27,489	12	1.58	\$21,640	5	1.20	\$23,794
St. Rose-Rose de Lima	10	1.70	\$18,941	10	2.10	\$22,367	4	2.25	\$23,534	5	1.60	\$21,653	3	3.33	\$29,769
St. Rose-San Martin	2	1.00	\$16,996	2	2.00	\$24,879	8	2.13	\$19,061	2	1.50	\$17,131	4	1.25	\$21,225
St. Rose-Siena	10	1.80	\$20,869	8	1.13	\$18,076	9	1.44	\$18,724	8	1.38	\$20,579	10	1.50	\$23,242
Southern Hills	4	1.50	\$11,849	1	5.00	\$29,844	3	2.33	\$17,576	5	1.40	\$16,346	1	1.00	\$16,152
Spring Valley	20	1.85	\$18,694	7	2.29	\$21,712	13	3.23	\$29,278	12	1.42	\$18,961	10	1.10	\$25,486
Summerlin	11	2.73	\$23,371	12	3.83	\$30,842	3	2.67	\$27,724	1	1.00	\$12,757	2	1.00	\$16,181
Sunrise	14	2.43	\$27,944	15	1.87	\$24,397	27	2.44	\$29,946	10	1.80	\$26,017	9	1.56	\$26,174
UMC	55	1.80	\$13,391	23	2.43	\$19,853	10	2.30	\$21,088	4	3.50	\$32,497	8	1.50	\$19,900
Valley	17	2.18	\$14,335	19	3.16	\$27,639	22	1.59	\$15,559	21	2.62	\$26,128	27	1.93	\$27,318
TOTAL	205	1.94	\$17,254	140	2.26	\$22,770	142	2.15	\$23,173	103	1.80	\$22,714	98	1.64	\$24,700
WASHOE															
Carson Tahoe	6	1.50	\$12,898	4	1.00	\$11,660	9	2.22	\$13,837	3	3.33	\$29,008	3	1.67	\$15,568
Northern Nevada	4	2.00	\$15,900	3	1.33	\$14,513	2	1.00	\$16,723	3	1.33	\$14,628	1	3.00	\$25,719
Renown Regional	18	2.89	\$16,768	20	1.50	\$16,078	18	1.22	\$14,390	9	1.33	\$23,631	16	2.00	\$17,343
Renown S. Meadows	9	1.44	\$12,664	13	1.62	\$17,374	11	1.36	\$13,709	12	1.25	\$17,833	8	1.50	\$13,762
Saint Mary's	9	1.67	\$12,369	4	2.00	\$12,196	1	1.00	\$8,403	2	2.00	\$11,119	2	2.50	\$11,962
Sierra Surgery	0	0.00	\$0	0	0.00	\$0	0	0.00	\$0	0	0.00	\$0	0	0.00	\$0
TOTAL	46	2.11	\$14,524	44	1.52	\$15,600	41	1.46	\$14,054	29	1.55	\$19,994	30	1.90	\$16,131
RURAL															
Battle Mountain	0	0.00	\$0	0	0.00	\$0	0	0.00	\$0	0	0.00	\$0	0	0.00	\$0
Boulder City	2	1.00	\$3,267	3	1.67	\$2,481	5	2.20	\$6,303	3	2.00	\$9,048	4	1.50	\$7,605
Carson Valley	5	1.20	\$10,864	1	2.00	\$17,166	2	1.50	\$18,698	1	1.00	\$7,681	0	0.00	\$0
Churchill	19	2.05	\$12,044	10	1.60	\$12,242	20	1.70	\$11,796	13	1.38	\$11,187	3	2.00	\$16,611
Desert View	0	0.00	\$0	0	0.00	\$0	0	0.00	\$0	7	2.14	\$13,787	17	1.47	\$9,236
Grover C. Dils	1	2.00	\$3,481	0	0.00	\$0	0	0.00	\$0	0	0.00	\$0	0	0.00	\$0
Humboldt	1	1.00	\$3,341	1	4.00	\$10,745	1	3.00	\$11,950	1	1.00	\$2,225	0	0.00	\$0
Incline Village	0	0.00	\$0	0	0.00	\$0	0	0.00	\$0	0	0.00	\$0	0	0.00	\$0
Mesa View	6	1.67	\$9,414	1	1.00	\$7,242	0	0.00	\$0	3	1.67	\$8,203	6	1.33	\$9,280
Mount Grant	2	1.50	\$4,986	9	1.89	\$4,942	4	2.00	\$7,286	15	1.80	\$4,852	42	2.19	\$6,881
Northeastern	10	2.30	\$14,757	3	2.00	\$24,290	1	1.00	\$9,072	3	2.67	\$30,143	6	1.67	\$24,264
Nye	10	1.60	\$8,854	12	1.50	\$8,726	11	1.36	\$9,451	7	1.86	\$11,130	4	1.25	\$7,902
Pershing	0	0.00	\$0	2	1.50	\$3,161	0	0.00	\$0	0	0.00	\$0	0	0.00	\$0
South Lyon	0	0.00	\$0	0	0.00	\$0	4	1.25	\$5,863	2	6.50	\$3,124	0	0.00	\$0
William Bee Ririe	3	1.33	\$4,663	9	2.67	\$8,233	9	2.22	\$11,787	7	2.29	\$12,943	5	2.20	\$9,177
TOTAL	59	1.80	\$10,391	51	1.88	\$9,166	57	1.75	\$10,324	62	1.98	\$10,348	87	1.87	\$9,253
ALL COUNTIES	310	1.94	\$15,543	235	2.04	\$18,475	240	1.94	\$18,563	194	1.82	\$18,355	215	1.77	\$17,254

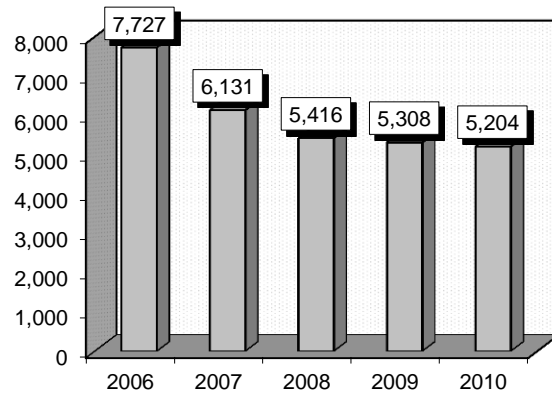
CHEST PAIN

Associated Diagnoses: Diagnoses that frequently accompanied chest pain were: 1) Hypertension (4019), 2) Tobacco use disorder (3051), 3) Hyperlipidemia (2724), 4) Diabetes Mellitus II without mention of complication (25000), 5) Chronic ischemic heart disease of the native coronary artery (41401).

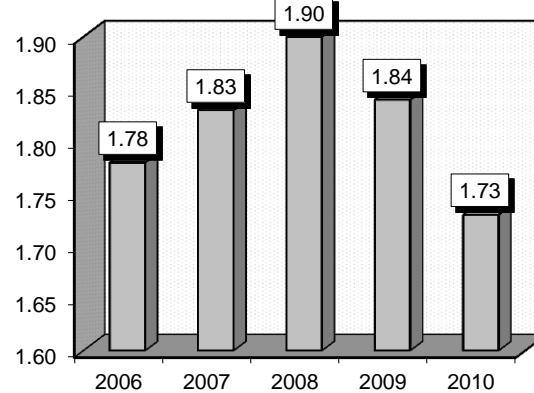
Definitions: Chest pain: A physical complaint that requires immediate diagnosis and evaluation. Chest pain can be a sign of cardiac disease, such as angina pectoris, myocardial infarction (AKA heart attack), pericarditis, or of pulmonary (lung) disease, such as pleurisy, pneumonia or pulmonary embolism or infarction. Use of illegal drugs such as cocaine may also cause chest pain. Less common, but also life-threatening conditions that cause chest pain include aortic dissection and pneumothorax. **Angina:** A spasmodic choking feeling at rest. **Aortic dissection:** A localized dilation of the aorta, characterized by longitudinal separation of the outer and middle layers of the vascular wall. **Hypertension:** Elevated blood pressure persistently exceeding 140/90. Essential hypertension, the most common kind, has no single identifiable cause. **Hyperlipidemia:** Elevated levels of lipids in the blood stream including cholesterol. **Diabetes mellitus:** A group of disorders in which the body is unable to competently process blood sugars leading to hyperglycemia. This can lead to a host of ailments including poor circulation, kidney disorders and blindness. **Hyperglycemia:** A condition in which an excessive amount of glucose circulates in the blood plasma. **Ischemia:** Localized tissue anemia due to obstruction of arterial blood flow.

	2006			2007			2008			2009			2010		
Gender	Cases	Avg LOS	Avg Bill	Cases	Avg LOS	Avg Bill	Cases	Avg LOS	Avg Bill	Cases	Avg LOS	Avg Bill	Cases	Avg LOS	Avg Bill
Male	3,601	1.79	\$15,821	3,003	1.83	\$18,596	2,578	1.87	\$20,682	2,485	1.84	\$21,769	2,611	1.76	\$23,027
Female	4,126	1.77	\$16,331	3,128	1.83	\$19,860	2,838	1.93	\$20,748	2,823	1.84	\$23,081	2,593	1.70	\$23,697
Age Group	Cases	Avg LOS	Avg Bill	Cases	Avg LOS	Avg Bill	Cases	Avg LOS	Avg Bill	Cases	Avg LOS	Avg Bill	Cases	Avg LOS	Avg Bill
Ages 0-17	11	1.64	\$13,692	10	1.50	\$6,265	12	1.33	\$10,192	2	1.00	\$5,450	7	1.43	\$15,522
Ages 18-35	493	1.58	\$15,316	414	1.70	\$18,483	335	1.76	\$20,573	285	1.67	\$22,894	262	1.65	\$22,684
Ages 36-49	2,236	1.69	\$15,908	1,667	1.73	\$19,226	1,424	1.80	\$20,929	1,376	1.86	\$22,807	1,163	1.81	\$25,325
Ages 50-64	2,772	1.76	\$15,881	2,192	1.88	\$19,478	1,919	1.84	\$20,866	1,861	1.90	\$22,718	1,863	1.71	\$22,927
Ages 65+	2,215	1.94	\$16,732	1,848	1.89	\$19,214	1,726	2.08	\$20,475	1,784	1.79	\$21,893	1,909	1.71	\$22,709
TOTAL	7,727	1.78	\$16,094	6,131	1.83	\$19,241	5,416	1.90	\$20,716	5,308	1.84	\$22,467	5,204	1.73	\$23,361

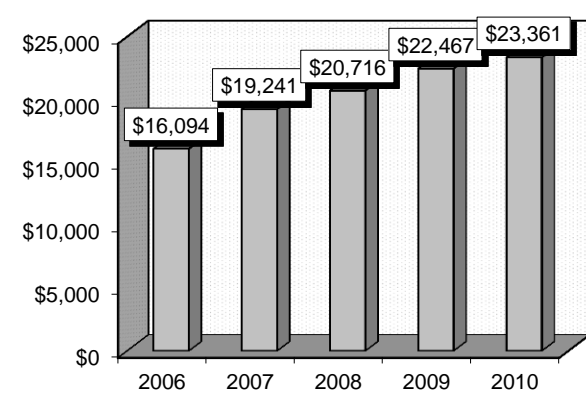
Patient Discharges



Average Length of Stay



Average Billed Charges



County / Hospital	2006			2007			2008			2009			2010		
	Cases	Avg LOS	Avg Bill	Cases	Avg LOS	Avg Bill	Cases	Avg LOS	Avg Bill	Cases	Avg LOS	Avg Bill	Cases	Avg LOS	Avg Bill
CLARK															
Centennial Hills	0	0.00	\$0	0	0.00	\$0	278	1.67	\$22,373	417	1.59	\$22,867	257	1.59	\$27,254
Desert Springs	601	2.05	\$17,816	568	2.01	\$21,429	505	1.95	\$24,186	517	2.00	\$25,365	490	1.81	\$27,102
Mountain View	634	1.79	\$17,022	309	1.66	\$18,788	249	1.80	\$21,126	341	2.01	\$26,439	440	1.90	\$28,319
North Vista	273	1.66	\$19,557	268	1.97	\$22,136	251	1.96	\$22,730	182	1.84	\$24,797	97	1.89	\$27,572
St. Rose-Rose de Lima	319	1.50	\$17,007	324	1.72	\$21,163	222	1.82	\$20,910	155	2.09	\$22,347	181	1.69	\$22,146
St. Rose-San Martin	19	2.21	\$21,107	135	1.69	\$19,192	143	1.90	\$19,308	123	1.94	\$23,006	149	1.80	\$23,184
St. Rose-Siena	398	1.47	\$17,968	319	1.53	\$20,826	172	1.77	\$20,966	167	1.68	\$20,983	258	1.62	\$21,078
Southern Hills	293	1.73	\$16,703	217	1.53	\$16,452	108	1.47	\$17,537	106	1.42	\$19,218	89	1.43	\$18,112
Spring Valley	546	1.80	\$19,021	390	1.87	\$21,215	530	1.62	\$21,692	452	1.67	\$25,471	356	1.47	\$29,806
Summerlin	700	1.56	\$17,365	347	1.85	\$24,001	370	1.62	\$22,201	367	1.68	\$24,769	421	1.47	\$24,847
Sunrise	466	2.01	\$23,315	390	2.42	\$28,017	412	2.21	\$27,880	287	2.40	\$31,967	225	2.09	\$32,670
UMC	1,332	1.94	\$12,327	920	1.93	\$17,780	539	2.03	\$19,764	543	2.02	\$21,394	510	1.90	\$20,266
Valley	682	2.18	\$17,099	643	2.11	\$19,264	595	2.04	\$19,605	636	1.94	\$22,108	544	1.98	\$26,322
TOTAL	6,263	1.84	\$16,956	4,830	1.91	\$20,672	4,374	1.88	\$21,906	4,293	1.89	\$24,100	4,017	1.77	\$25,643
WASHOE															
Carson Tahoe	224	1.46	\$13,765	213	1.41	\$13,561	156	1.49	\$14,346	140	1.52	\$15,128	83	1.43	\$16,697
Northern Nevada	26	2.15	\$19,066	50	1.50	\$17,522	66	1.33	\$17,930	24	1.42	\$20,105	23	1.78	\$24,575
Renown Regional	463	1.66	\$14,862	492	1.56	\$16,368	416	1.78	\$18,907	361	1.80	\$20,296	437	1.79	\$21,403
Renown S. Meadows	78	1.42	\$12,629	86	1.42	\$15,796	61	1.56	\$18,892	60	1.38	\$19,226	77	1.34	\$19,243
Saint Mary's	229	1.42	\$11,394	137	1.53	\$11,630	103	1.66	\$13,905	75	1.87	\$15,596	43	1.56	\$15,508
Sierra Surgery	0	0.00	\$0	0	0.00	\$0	0	0.00	\$0	0	0.00	\$0	0	0.00	\$0
TOTAL	1,020	1.56	\$13,779	978	1.51	\$15,102	802	1.66	\$17,296	660	1.70	\$18,562	663	1.68	\$20,291
RURAL															
Battle Mountain	0	0.00	\$0	2	2.00	\$2,358	1	1.00	\$5,941	2	1.00	\$6,566	0	0.00	\$0
Boulder City	37	2.08	\$6,912	39	1.74	\$9,040	35	11.94	\$5,361	21	1.81	\$8,143	19	1.47	\$8,034
Carson Valley	107	1.40	\$10,764	55	1.62	\$14,752	22	1.86	\$17,496	7	1.00	\$9,616	8	1.38	\$14,123
Churchill	59	1.64	\$10,179	86	1.76	\$11,456	76	1.57	\$12,076	87	1.98	\$13,208	89	1.46	\$10,634
Desert View	0	0.00	\$0	0	0.00	\$0	23	1.43	\$7,028	108	1.52	\$10,124	245	1.64	\$9,488
Grover C. Dils	3	1.67	\$4,518	1	1.00	\$6,988	0	0.00	\$0	0	0.00	\$0	2	1.00	\$5,231
Humboldt	0	0.00	\$0	1	1.00	\$872	10	3.30	\$10,402	11	1.73	\$6,505	5	1.60	\$4,792
Incline Village	0	0.00	\$0	0	0.00	\$0	0	0.00	\$0	0	0.00	\$0	0	0.00	\$0
Mesa View	19	1.26	\$7,967	8	1.25	\$7,730	9	1.22	\$6,104	75	1.09	\$6,971	81	1.12	\$8,244
Mount Grant	1	8.00	\$14,836	8	1.63	\$3,044	5	2.20	\$7,022	15	2.00	\$5,057	17	2.00	\$7,954
Northeastern	165	1.43	\$9,987	85	1.26	\$10,351	38	1.47	\$12,087	17	1.71	\$16,300	31	1.58	\$17,132
Nye	12	1.08	\$7,048	8	1.25	\$8,420	2	1.00	\$9,864	4	1.00	\$5,650	12	1.17	\$7,746
Pershing	8	1.25	\$4,696	2	1.00	\$8,256	0	0.00	\$0	0	0.00	\$0	1	1.00	\$3,073
South Lyon	14	1.14	\$3,264	5	2.40	\$4,615	0	0.00	\$0	0	0.00	\$0	5	1.60	\$7,560
William Bee Ririe	19	1.63	\$5,377	23	1.65	\$5,193	19	1.74	\$9,431	8	1.50	\$10,207	9	1.11	\$7,538
TOTAL	444	1.50	\$9,247	323	1.57	\$10,384	240	3.16	\$10,459	355	1.57	\$9,987	524	1.50	\$9,745
ALL COUNTIES	7,727	1.78	\$16,094	6,131	1.83	\$19,241	5,416	1.90	\$20,716	5,308	1.84	\$22,467	5,204	1.73	\$23,361

RECTAL RESECTION

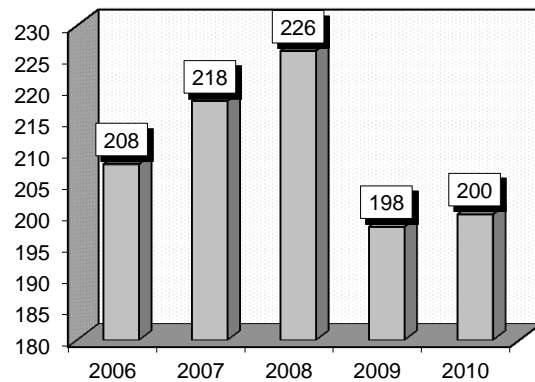
Associated Procedures: Procedures that frequently accompanied rectal resection were: 1) Proctosigmoidoscopy (4821-3), 2) Transfusion of packed cells (9904), 3) Anterior resection of rectum with synchronous colostomy (4862), 4) Incidental appendectomy (4719), 5) Other Lysis of peritoneal adhesions (5459), 6) Closure of stoma of large intestine (4652).

Definitions: Resection: A surgical removal of tissue. **Proctosigmoidoscopy:** An examination of the rectum and the lower part of the colon using a thin, lighted instrument called a sigmoidoscope. **Transfusion:** A replacement of bodily fluids or cells. **Anterior:** Anatomical term referring to the front of the body. **Colostomy:** The surgical creation of an opening between the colon and the surface of the body. Part of the colon is brought out onto the abdomen to create a stoma. A bag is placed over this to collect waste material. **Stoma:** A surgically created opening in an organ. **Lysis:** The breakdown of a cell caused by damage to its plasma (outer) membrane. Lysis can be caused by chemical or physical action. **Peritoneum:** The tissue that lines the abdominal wall and pelvic cavity.

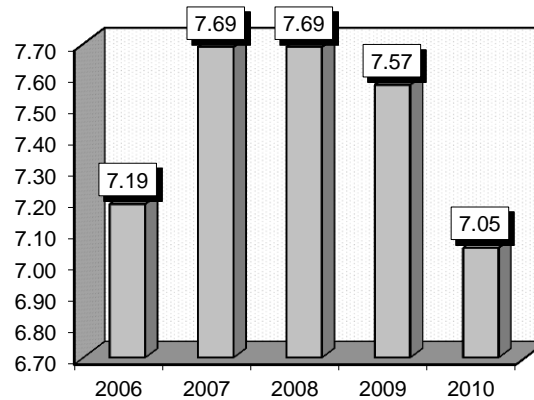
Comments: Rectal resections are performed to repair damage caused to the rectum by diseases of the lower intestinal tract.

Gender	2006			2007			2008			2009			2010		
	Cases	Avg LOS	Avg Bill	Cases	Avg LOS	Avg Bill	Cases	Avg LOS	Avg Bill	Cases	Avg LOS	Avg Bill	Cases	Avg LOS	Avg Bill
Male	104	7.22	\$54,825	113	8.26	\$71,239	108	8.49	\$75,095	115	7.62	\$71,730	108	7.81	\$90,603
Female	104	7.16	\$52,599	105	7.09	\$60,114	118	6.95	\$58,952	83	7.51	\$73,131	92	6.15	\$70,557
Age Group	Cases	Avg LOS	Avg Bill	Cases	Avg LOS	Avg Bill	Cases	Avg LOS	Avg Bill	Cases	Avg LOS	Avg Bill	Cases	Avg LOS	Avg Bill
Ages 0-17	5	4.80	\$28,133	9	5.11	\$32,818	14	4.57	\$39,090	12	9.42	\$69,598	8	9.88	\$72,286
Ages 18-35	2	6.00	\$60,108	4	8.25	\$67,059	3	7.00	\$81,180	3	9.00	\$76,278	3	3.67	\$72,110
Ages 36-49	18	8.33	\$58,280	25	6.80	\$56,521	24	8.08	\$76,359	24	7.96	\$81,073	21	6.62	\$72,297
Ages 50-64	89	6.52	\$48,334	65	6.77	\$59,236	67	6.76	\$55,474	51	7.37	\$73,694	64	6.70	\$81,233
Ages 65+	94	7.77	\$59,154	115	8.59	\$74,217	118	8.52	\$73,953	108	7.33	\$69,914	104	7.23	\$84,275
TOTAL	208	7.19	\$53,712	218	7.69	\$65,881	226	7.69	\$66,666	198	7.57	\$72,318	200	7.05	\$81,381

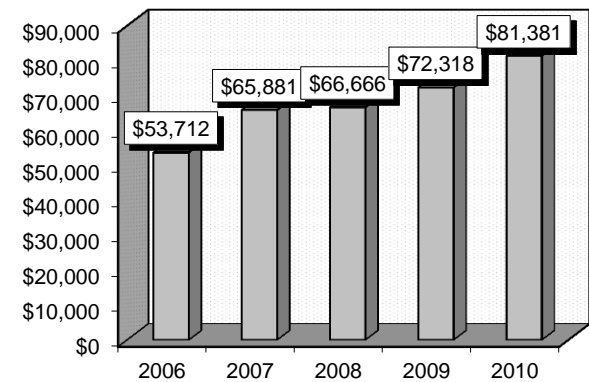
Patient Discharges



Average Length of Stay



Average Billed Charges



County / Hospital	2006			2007			2008			2009			2010		
	Cases	Avg LOS	Avg Bill	Cases	Avg LOS	Avg Bill	Cases	Avg LOS	Avg Bill	Cases	Avg LOS	Avg Bill	Cases	Avg LOS	Avg Bill
CLARK															
Centennial Hills	0	0.00	\$0	0	0.00	\$0	2	12.50	\$125,479	2	6.00	\$72,028	6	6.33	\$88,506
Desert Springs	3	5.67	\$46,167	9	12.33	\$130,807	8	8.50	\$87,344	6	7.17	\$75,766	6	10.83	\$156,429
Mountain View	24	6.33	\$48,008	15	8.13	\$68,471	9	8.22	\$81,289	14	7.86	\$75,887	8	5.88	\$91,654
North Vista	0	0.00	\$0	2	14.50	\$178,079	0	0.00	\$0	0	0.00	\$0	0	0.00	\$0
St. Rose-Rose de Lima	6	7.67	\$64,234	2	10.00	\$75,122	3	9.00	\$76,682	2	8.00	\$62,104	2	7.00	\$86,482
St. Rose-San Martin	0	0.00	\$0	6	7.00	\$60,375	5	6.80	\$68,734	2	11.50	\$88,645	3	4.67	\$85,809
St. Rose-Siena	17	6.12	\$54,078	8	6.38	\$54,876	18	9.06	\$82,195	18	8.28	\$83,103	19	7.00	\$80,845
Southern Hills	2	12.00	\$74,457	5	8.40	\$66,857	6	6.50	\$60,404	4	8.50	\$99,525	2	7.50	\$107,006
Spring Valley	6	9.17	\$65,725	6	14.67	\$177,924	16	6.75	\$65,247	13	6.69	\$82,853	15	6.00	\$76,633
Summerlin	18	7.28	\$73,107	15	9.80	\$96,213	8	5.88	\$54,709	22	6.59	\$75,412	9	8.56	\$107,188
Sunrise	40	6.65	\$56,530	19	7.05	\$66,600	25	6.76	\$72,357	19	7.68	\$74,486	22	6.82	\$73,419
UMC	15	5.73	\$48,367	18	7.06	\$67,413	17	11.82	\$101,539	14	10.93	\$115,115	18	9.39	\$107,248
Valley	9	12.11	\$76,767	31	8.29	\$73,640	15	8.00	\$83,334	15	5.13	\$72,542	14	8.43	\$128,146
TOTAL	140	7.07	\$58,087	136	8.60	\$81,755	132	8.14	\$78,513	131	7.60	\$81,738	124	7.50	\$95,461
WASHOE															
Carson Tahoe	2	4.50	\$41,217	7	4.86	\$45,317	11	8.09	\$71,003	6	5.33	\$57,386	5	6.00	\$51,157
Northern Nevada	1	10.00	\$74,806	1	6.00	\$74,689	1	10.00	\$95,354	1	8.00	\$96,837	0	0.00	\$0
Renown Regional	32	8.59	\$41,946	35	6.77	\$34,673	38	8.00	\$45,148	40	6.35	\$40,760	43	6.88	\$54,331
Renown S. Meadows	0	0.00	\$0	2	3.50	\$32,993	3	5.33	\$37,572	0	0.00	\$0	0	0.00	\$0
Saint Mary's	26	7.00	\$51,354	25	6.12	\$44,681	27	6.56	\$54,507	18	11.11	\$79,804	25	5.52	\$69,112
Sierra Surgery	5	3.20	\$25,684	5	3.00	\$26,790	9	3.33	\$29,047	1	4.00	\$35,327	2	4.50	\$35,882
TOTAL	66	7.45	\$44,896	75	6.03	\$38,966	89	7.03	\$49,863	66	7.55	\$53,687	75	6.31	\$58,555
RURAL															
Battle Mountain	0	0.00	\$0	0	0.00	\$0	0	0.00	\$0	0	0.00	\$0	0	0.00	\$0
Boulder City	0	0.00	\$0	1	6.00	\$18,845	0	0.00	\$0	0	0.00	\$0	0	0.00	\$0
Carson Valley	0	0.00	\$0	0	0.00	\$0	0	0.00	\$0	0	0.00	\$0	0	0.00	\$0
Churchill	1	4.00	\$25,756	3	8.67	\$56,106	4	7.50	\$49,100	1	6.00	\$67,903	1	7.00	\$47,490
Desert View	0	0.00	\$0	0	0.00	\$0	0	0.00	\$0	0	0.00	\$0	0	0.00	\$0
Grover C. Dils	0	0.00	\$0	0	0.00	\$0	0	0.00	\$0	0	0.00	\$0	0	0.00	\$0
Humboldt	0	0.00	\$0	1	9.00	\$34,257	0	0.00	\$0	0	0.00	\$0	0	0.00	\$0
Incline Village	0	0.00	\$0	0	0.00	\$0	0	0.00	\$0	0	0.00	\$0	0	0.00	\$0
Mesa View	0	0.00	\$0	0	0.00	\$0	1	6.00	\$68,665	0	0.00	\$0	0	0.00	\$0
Mount Grant	0	0.00	\$0	0	0.00	\$0	0	0.00	\$0	0	0.00	\$0	0	0.00	\$0
Northeastern	1	10.00	\$51,011	2	7.00	\$49,723	0	0.00	\$0	0	0.00	\$0	0	0.00	\$0
Nye	0	0.00	\$0	0	0.00	\$0	0	0.00	\$0	0	0.00	\$0	0	0.00	\$0
Pershing	0	0.00	\$0	0	0.00	\$0	0	0.00	\$0	0	0.00	\$0	0	0.00	\$0
South Lyon	0	0.00	\$0	0	0.00	\$0	0	0.00	\$0	0	0.00	\$0	0	0.00	\$0
William Bee Ririe	0	0.00	\$0	0	0.00	\$0	0	0.00	\$0	0	0.00	\$0	0	0.00	\$0
TOTAL	2	7.00	\$38,383	7	7.86	\$45,838	5	7.20	\$53,013	1	6.00	\$67,903	1	7.00	\$47,490
ALL COUNTIES	208	7.19	\$53,712	218	7.69	\$65,881	226	7.69	\$66,666	198	7.57	\$72,318	200	7.05	\$81,381

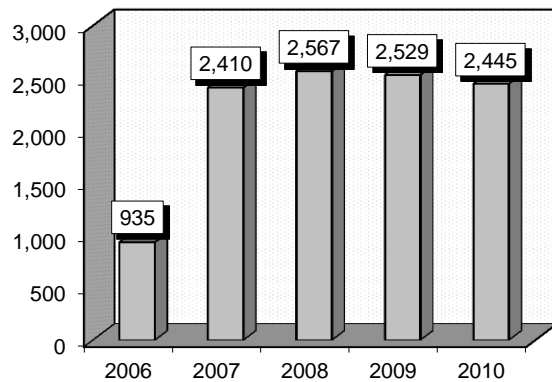
MAJOR SMALL & LARGE BOWEL PROCEDURES

Associated Procedures: Procedures that frequently accompanied major small and large bowel procedures were: 1) Sigmoidectomy (4576), 2) Hemicolectomy (4573,5), 3) Partial excision of large intestine (4579), 4) Partial resection of small intestine (4562), 5) Other Lysis of peritoneal adhesions (5459), 6) Parenteral infusion of concentrated nutritional substances (9915), 7) Transfusion of packed cells (9904), 8) Colostomy (461), 9) Large-to-Large intestinal anastomosis (4594).

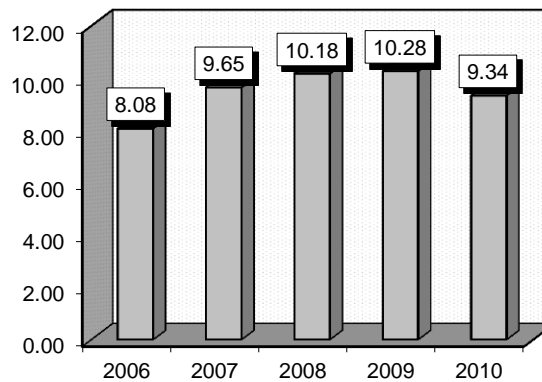
Definitions: **Sigmoidectomy:** Surgical removal of part or all of the sigmoid colon (usually to remove a malignant tumor). **Sigmoid colon:** Portion of the large intestine between the descending colon and the rectum. **Hemicolectomy:** Surgical removal of about half of the right side of the colon with subsequent joining of the remaining colon. **Excision:** Surgical removal of a part of the body, including cancerous growth. **Resection:** A surgical removal of tissue. **Colostomy:** The surgical creation of an opening between the colon and the surface of the body. Part of the colon is brought out onto the abdomen to create a stoma. A bag is placed over this to collect waste material. **Stoma:** A surgically created opening in an organ. **Lysis:** The breakdown of a cell caused by damage to its plasma (outer) membrane. Lysis can be caused by chemical or physical action. **Peritoneum:** The tissue that lines the abdominal wall and pelvic cavity. **Anastomosis:** An operation to connect two body parts. An example is an operation in which a part of the colon is removed and the two remaining ends are rejoined.

Gender	2006			2007			2008			2009			2010		
	Cases	Avg LOS	Avg Bill	Cases	Avg LOS	Avg Bill	Cases	Avg LOS	Avg Bill	Cases	Avg LOS	Avg Bill	Cases	Avg LOS	Avg Bill
Male	410	8.09	\$70,864	1,143	9.67	\$92,142	1,239	10.23	\$99,660	1,232	10.78	\$110,637	1,206	9.59	\$113,614
Female	525	8.07	\$67,298	1,267	9.63	\$88,690	1,328	10.13	\$96,474	1,297	9.80	\$100,886	1,239	9.10	\$102,774
Age Group	Cases	Avg LOS	Avg Bill	Cases	Avg LOS	Avg Bill	Cases	Avg LOS	Avg Bill	Cases	Avg LOS	Avg Bill	Cases	Avg LOS	Avg Bill
Ages 0-17	34	8.50	\$55,273	75	10.76	\$81,898	78	12.90	\$86,607	63	21.70	\$127,984	57	8.88	\$88,394
Ages 18-35	63	6.89	\$56,717	155	8.94	\$78,035	152	9.43	\$86,642	159	8.45	\$86,701	142	9.18	\$97,007
Ages 36-49	131	6.57	\$54,730	385	9.33	\$83,112	359	8.65	\$81,017	361	9.08	\$90,660	312	9.92	\$100,926
Ages 50-64	332	7.82	\$64,527	720	9.02	\$83,409	786	9.52	\$89,465	760	9.97	\$105,326	758	9.23	\$107,249
Ages 65+	375	9.00	\$80,909	1,075	10.22	\$99,905	1,192	10.99	\$110,961	1,186	10.48	\$111,745	1,176	9.31	\$112,890
TOTAL	935	8.08	\$68,862	2,410	9.65	\$90,327	2,567	10.18	\$98,011	2,529	10.28	\$105,636	2,445	9.34	\$108,121

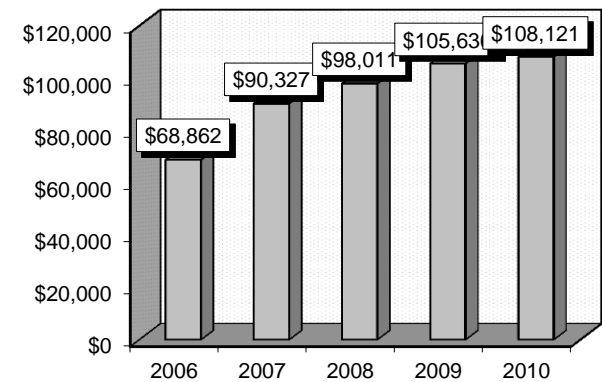
Patient Discharges



Average Length of Stay



Average Billed Charges



County / Hospital	2006			2007			2008			2009			2010		
	Cases	Avg LOS	Avg Bill	Cases	Avg LOS	Avg Bill	Cases	Avg LOS	Avg Bill	Cases	Avg LOS	Avg Bill	Cases	Avg LOS	Avg Bill
CLARK															
Centennial Hills	0	0.00	\$0	0	0.00	\$0	67	9.91	\$112,470	60	11.45	\$143,351	82	9.74	\$137,050
Desert Springs	52	9.35	\$77,882	199	10.77	\$110,054	150	11.73	\$139,560	130	10.85	\$136,865	114	11.44	\$159,841
Mountain View	79	7.09	\$61,333	158	9.13	\$94,639	163	10.59	\$116,093	141	11.62	\$132,162	149	9.62	\$133,164
North Vista	19	7.95	\$87,283	41	8.85	\$116,952	40	13.22	\$196,902	30	11.00	\$160,401	26	8.96	\$110,137
St. Rose-Rose de Lima	24	10.63	\$99,333	65	11.40	\$118,071	66	12.52	\$129,095	81	11.99	\$131,715	66	9.52	\$111,943
St. Rose-San Martin	1	22.00	\$372,327	66	7.58	\$79,327	78	9.42	\$106,354	73	11.19	\$105,698	87	8.16	\$100,076
St. Rose-Siena	44	8.23	\$88,738	172	9.48	\$98,939	167	10.59	\$98,845	207	9.52	\$103,527	167	9.14	\$108,060
Southern Hills	31	7.87	\$56,847	68	7.65	\$66,833	78	10.18	\$103,950	77	9.45	\$94,724	92	10.21	\$150,449
Spring Valley	25	7.48	\$74,804	121	8.50	\$83,218	111	9.24	\$99,186	116	8.81	\$99,222	125	7.98	\$110,941
Summerlin	51	7.94	\$85,244	172	9.51	\$109,646	165	10.14	\$121,628	156	10.13	\$138,355	155	9.07	\$124,193
Sunrise	153	9.64	\$91,117	208	10.97	\$104,329	173	11.84	\$118,859	186	10.31	\$117,084	211	9.60	\$126,205
UMC	90	8.26	\$72,161	218	11.42	\$125,038	268	12.25	\$115,975	282	14.57	\$140,857	255	13.09	\$137,415
Valley	41	8.41	\$74,366	159	10.40	\$106,847	153	9.59	\$104,425	132	10.94	\$142,271	124	9.88	\$138,894
TOTAL	610	8.58	\$79,801	1,647	9.98	\$103,823	1,679	10.90	\$116,378	1,671	11.15	\$125,866	1,653	10.02	\$128,347
WASHOE															
Carson Tahoe	37	8.11	\$83,407	103	8.85	\$86,471	128	8.43	\$77,553	99	7.16	\$72,565	96	9.08	\$83,985
Northern Nevada	15	9.60	\$88,814	34	11.38	\$98,836	21	9.67	\$117,117	27	9.44	\$90,179	27	8.78	\$90,479
Renown Regional	114	7.09	\$38,472	280	9.21	\$52,201	321	10.35	\$60,226	302	10.19	\$68,420	260	9.06	\$66,488
Renown S. Meadows	16	9.38	\$47,901	33	8.52	\$48,003	27	9.74	\$64,125	30	7.30	\$54,691	33	9.00	\$69,699
Saint Mary's	71	7.75	\$56,365	188	9.58	\$67,702	218	9.02	\$71,998	242	8.40	\$68,611	223	7.09	\$66,385
Sierra Surgery	37	3.05	\$20,788	42	3.02	\$25,326	65	3.92	\$28,539	47	2.89	\$25,882	58	3.53	\$24,159
TOTAL	290	7.12	\$49,454	680	8.95	\$62,146	780	9.09	\$65,385	747	8.61	\$66,590	697	7.96	\$66,424
RURAL															
Battle Mountain	0	0.00	\$0	0	0.00	\$0	0	0.00	\$0	0	0.00	\$0	0	0.00	\$0
Boulder City	9	7.89	\$27,649	10	16.70	\$57,452	7	7.57	\$27,210	4	9.00	\$20,821	0	0.00	\$0
Carson Valley	0	0.00	\$0	0	0.00	\$0	11	6.64	\$51,236	26	6.96	\$64,522	27	7.22	\$63,984
Churchill	10	7.40	\$40,738	28	8.46	\$52,178	28	7.43	\$47,909	29	11.00	\$75,675	22	9.68	\$64,728
Desert View	0	0.00	\$0	0	0.00	\$0	15	5.67	\$30,564	11	4.64	\$33,953	0	0.00	\$0
Grover C. Dils	0	0.00	\$0	0	0.00	\$0	0	0.00	\$0	0	0.00	\$0	0	0.00	\$0
Humboldt	2	9.50	\$76,120	13	6.46	\$33,644	11	7.91	\$80,149	8	12.13	\$92,161	10	7.50	\$69,880
Incline Village	0	0.00	\$0	0	0.00	\$0	0	0.00	\$0	0	0.00	\$0	0	0.00	\$0
Mesa View	2	4.50	\$40,149	10	6.40	\$41,398	15	6.93	\$46,223	9	7.56	\$47,419	16	8.00	\$55,995
Mount Grant	0	0.00	\$0	0	0.00	\$0	0	0.00	\$0	0	0.00	\$0	0	0.00	\$0
Northeastern	11	6.82	\$40,600	22	8.59	\$70,272	20	6.45	\$52,161	19	8.42	\$75,211	20	6.05	\$57,666
Nye	0	0.00	\$0	0	0.00	\$0	0	0.00	\$0	0	0.00	\$0	0	0.00	\$0
Pershing	0	0.00	\$0	0	0.00	\$0	0	0.00	\$0	0	0.00	\$0	0	0.00	\$0
South Lyon	0	0.00	\$0	0	0.00	\$0	0	0.00	\$0	0	0.00	\$0	0	0.00	\$0
William Bee Ririe	1	7.00	\$30,538	0	0.00	\$0	1	4.00	\$23,405	5	5.00	\$33,477	0	0.00	\$0
TOTAL	35	7.29	\$39,026	83	8.93	\$53,408	108	6.88	\$48,107	111	8.44	\$63,868	95	7.71	\$62,101
ALL COUNTIES	935	8.08	\$68,862	2,410	9.65	\$90,327	2,567	10.18	\$98,011	2,529	10.28	\$105,636	2,445	9.34	\$108,121

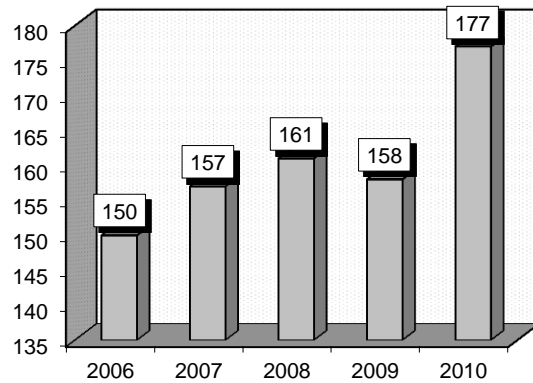
MINOR SMALL & LARGE BOWEL PROCEDURES

Associated Procedures: Procedures that frequently accompanied minor small and large bowel procedures were: 1) Closure of stoma of large intestine (4652), 2) Transfusion of packed cells (9904), 3) Venous catheterization (3893), 4) Flexible sigmoidoscopy (4524), 5) Incision of large intestine (4503), 6) Colonoscopy (4523).

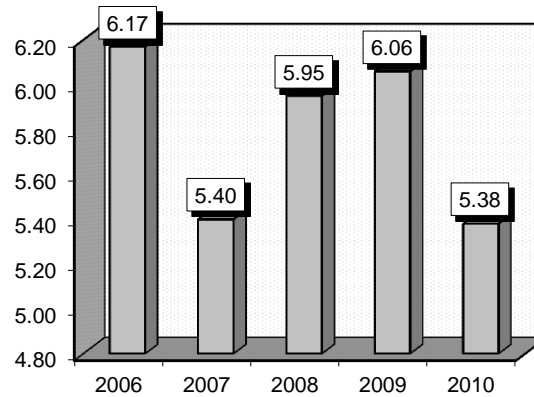
Definitions: **Stoma:** A surgically created opening in an organ. **Transfusion:** A replacement of bodily fluids or cells. **Catheterization:** Passage of a tubular, flexible surgical instrument into a body channel or cavity to withdraw or introduce fluid. **Sigmoidoscopy:** A diagnostic procedure that uses a flexible viewing tube to allow the doctor to see the inner walls of the colon. During this procedure, a tube is gently passed into the colon through the anus. **Peritoneum:** The tissue that lines the abdominal wall and pelvic cavity. **Colonoscopy:** An examination of the colon using a lighted, flexible tube (colonoscope) inserted into the rectum. A colonoscopy allows a doctor to see the inside of the colon.

Gender	2006			2007			2008			2009			2010		
	Cases	Avg LOS	Avg Bill	Cases	Avg LOS	Avg Bill	Cases	Avg LOS	Avg Bill	Cases	Avg LOS	Avg Bill	Cases	Avg LOS	Avg Bill
Male	86	5.44	\$32,970	86	5.74	\$41,910	82	5.78	\$45,436	95	6.01	\$46,620	100	5.18	\$48,955
Female	64	7.14	\$49,456	71	4.99	\$33,521	79	6.13	\$44,041	63	6.13	\$48,030	77	5.64	\$53,272
Age Group	Cases	Avg LOS	Avg Bill	Cases	Avg LOS	Avg Bill	Cases	Avg LOS	Avg Bill	Cases	Avg LOS	Avg Bill	Cases	Avg LOS	Avg Bill
Ages 0-17	11	6.91	\$34,649	18	5.44	\$27,359	22	5.05	\$27,659	11	6.09	\$33,516	12	5.33	\$42,854
Ages 18-35	13	11.15	\$105,160	19	3.95	\$33,544	10	4.40	\$27,788	17	4.94	\$41,558	10	5.10	\$50,194
Ages 36-49	30	5.00	\$27,889	29	4.93	\$34,498	22	5.23	\$36,921	24	5.17	\$42,568	29	4.93	\$49,954
Ages 50-64	53	5.30	\$32,887	42	5.79	\$37,634	56	6.02	\$53,746	60	5.55	\$44,599	74	5.19	\$47,859
Ages 65+	43	6.35	\$38,902	49	5.90	\$46,396	51	6.88	\$48,953	46	7.59	\$58,307	52	5.96	\$57,520
TOTAL	150	6.17	\$40,004	157	5.40	\$38,117	161	5.95	\$44,752	158	6.06	\$47,182	177	5.38	\$50,833

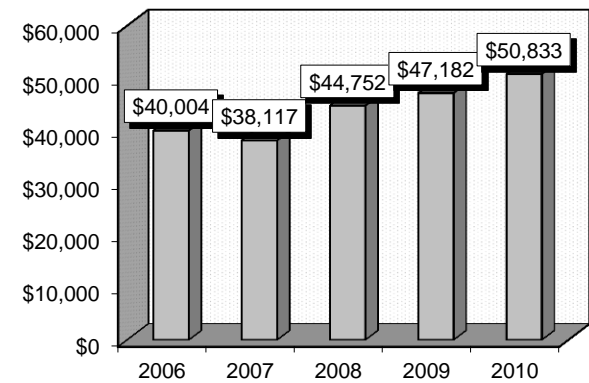
Patient Discharges



Average Length of Stay



Average Billed Charges



County / Hospital	2006			2007			2008			2009			2010		
	Cases	Avg LOS	Avg Bill	Cases	Avg LOS	Avg Bill	Cases	Avg LOS	Avg Bill	Cases	Avg LOS	Avg Bill	Cases	Avg LOS	Avg Bill
CLARK															
Centennial Hills	0	0.00	\$0	0	0.00	\$0	7	4.57	\$41,924	6	4.50	\$41,766	7	4.71	\$54,829
Desert Springs	7	7.43	\$42,575	11	4.18	\$41,102	9	6.11	\$63,449	9	4.78	\$51,365	12	6.08	\$78,752
Mountain View	11	4.00	\$21,223	9	3.78	\$26,387	7	7.29	\$87,705	9	5.67	\$39,607	3	4.67	\$43,977
North Vista	2	3.00	\$45,372	2	5.50	\$46,625	3	10.00	\$115,366	4	5.25	\$48,743	0	0.00	\$0
St. Rose-Rose de Lima	3	5.33	\$46,571	1	4.00	\$27,765	5	6.60	\$45,684	6	5.00	\$36,195	3	7.00	\$60,877
St. Rose-San Martin	0	0.00	\$0	2	4.50	\$26,872	3	6.00	\$44,007	4	8.00	\$79,991	6	9.17	\$89,410
St. Rose-Siena	4	5.50	\$33,295	10	5.00	\$34,677	8	7.25	\$53,578	7	10.43	\$86,819	4	5.75	\$54,468
Southern Hills	2	9.50	\$77,408	2	3.50	\$26,921	1	4.00	\$23,321	2	6.00	\$38,603	3	4.67	\$34,592
Spring Valley	3	4.67	\$27,650	3	5.00	\$37,443	5	5.80	\$49,873	8	4.38	\$47,674	5	5.20	\$54,118
Summerlin	4	4.50	\$38,560	13	6.15	\$57,087	11	5.27	\$42,134	11	4.82	\$43,469	14	4.86	\$53,271
Sunrise	32	5.81	\$38,058	20	5.70	\$36,529	11	4.91	\$36,151	12	5.92	\$51,593	18	4.61	\$49,664
UMC	9	8.33	\$48,787	20	5.25	\$46,645	17	6.00	\$48,803	22	6.55	\$53,837	28	6.00	\$66,330
Valley	4	23.75	\$262,887	6	10.00	\$72,258	2	6.00	\$46,125	7	5.71	\$58,922	12	4.08	\$46,685
TOTAL	81	6.75	\$49,328	99	5.40	\$42,591	89	6.02	\$52,464	107	5.91	\$51,981	115	5.45	\$59,385
WASHOE															
Carson Tahoe	6	3.83	\$34,093	7	4.86	\$46,262	7	9.86	\$80,827	8	5.00	\$42,816	4	5.50	\$43,669
Northern Nevada	1	9.00	\$59,582	0	0.00	\$0	0	0.00	\$0	1	5.00	\$26,886	2	5.00	\$56,251
Renown Regional	38	6.21	\$28,355	26	5.88	\$26,596	36	6.25	\$29,231	23	7.48	\$35,146	15	6.33	\$32,676
Renown S. Meadows	2	4.00	\$26,814	0	0.00	\$0	0	0.00	\$0	1	1.00	\$16,623	10	4.90	\$27,945
Saint Mary's	16	5.25	\$30,938	13	5.08	\$31,546	14	5.14	\$40,551	11	6.64	\$47,146	21	4.67	\$35,522
Sierra Surgery	2	2.50	\$18,532	8	3.25	\$20,499	10	3.60	\$22,586	2	2.50	\$19,111	4	3.75	\$21,784
TOTAL	65	5.62	\$29,651	54	5.17	\$29,434	67	6.00	\$35,995	46	6.43	\$38,070	56	5.16	\$33,748
RURAL															
Battle Mountain	0	0.00	\$0	0	0.00	\$0	0	0.00	\$0	0	0.00	\$0	0	0.00	\$0
Boulder City	0	0.00	\$0	0	0.00	\$0	0	0.00	\$0	2	5.00	\$6,718	1	6.00	\$14,244
Carson Valley	0	0.00	\$0	0	0.00	\$0	0	0.00	\$0	0	0.00	\$0	1	3.00	\$18,735
Churchill	2	3.50	\$20,926	2	6.50	\$38,155	1	7.00	\$33,298	2	6.50	\$45,629	4	6.75	\$61,330
Desert View	0	0.00	\$0	0	0.00	\$0	1	3.00	\$14,412	0	0.00	\$0	0	0.00	\$0
Grover C. Dils	0	0.00	\$0	0	0.00	\$0	0	0.00	\$0	0	0.00	\$0	0	0.00	\$0
Humboldt	0	0.00	\$0	1	16.00	\$80,028	2	1.00	\$14,145	0	0.00	\$0	0	0.00	\$0
Incline Village	0	0.00	\$0	0	0.00	\$0	0	0.00	\$0	0	0.00	\$0	0	0.00	\$0
Mesa View	1	5.00	\$27,504	0	0.00	\$0	1	8.00	\$48,028	0	0.00	\$0	0	0.00	\$0
Mount Grant	0	0.00	\$0	0	0.00	\$0	0	0.00	\$0	0	0.00	\$0	0	0.00	\$0
Northeastern	1	1.00	\$8,389	1	5.00	\$22,067	0	0.00	\$0	1	6.00	\$36,963	0	0.00	\$0
Nye	0	0.00	\$0	0	0.00	\$0	0	0.00	\$0	0	0.00	\$0	0	0.00	\$0
Pershing	0	0.00	\$0	0	0.00	\$0	0	0.00	\$0	0	0.00	\$0	0	0.00	\$0
South Lyon	0	0.00	\$0	0	0.00	\$0	0	0.00	\$0	0	0.00	\$0	0	0.00	\$0
William Bee Ririe	0	0.00	\$0	0	0.00	\$0	0	0.00	\$0	0	0.00	\$0	0	0.00	\$0
TOTAL	4	3.25	\$19,436	4	8.50	\$44,601	5	4.00	\$24,805	5	5.80	\$28,331	6	6.00	\$46,383
ALL COUNTIES	150	6.17	\$40,004	157	5.40	\$38,117	161	5.95	\$44,752	158	6.06	\$47,182	177	5.38	\$50,833

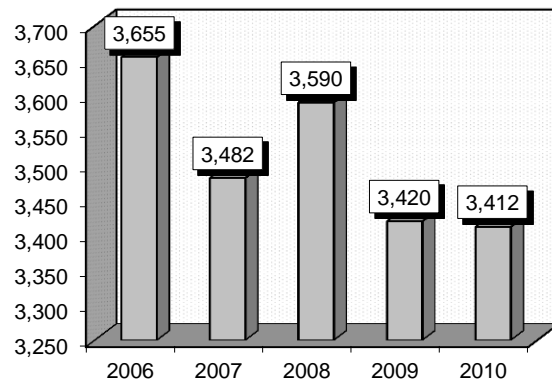
GASTROINTESTINAL HEMORRHAGE

Associated Diagnoses: Diagnoses that frequently accompanied gastrointestinal hemorrhage were: 1) Hypertension (4019), 2) Chronic anemia due to blood loss (2800), 3) Acute post hemorrhagic anemia (2851), 4) Inflammatory and toxic neuropathy (5789), 5) Diabetes Mellitus II without mention of complication (25000), 6) Diaphragmatic hernia without mention of obstruction or gangrene (5533), 7) Unspecified hyperlipidemia (2724).

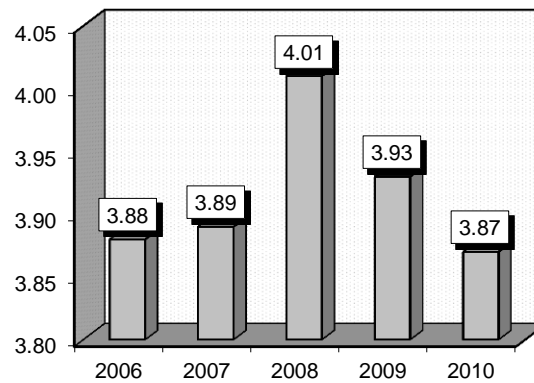
Definitions: **Hypertension:** Elevated blood pressure persistently exceeding 140/90. Essential hypertension, the most common kind, has no single identifiable cause. **Hemorrhage:** The loss of a large amount of blood in a short period of time. Gastrointestinal (GI) hemorrhage can occur in the esophagus, stomach, duodenum, and small and large intestine. Causes of hemorrhage of the GI tract include but are not limited to, esophageal varices, stomach ulcers, duodenal ulcers, peptic ulcers, acute gastritis, diverticulitis, and diverticulosis. **Diverticulosis:** The presence of pouchlike herniations through the muscular layer of the colon. **Diverticulitis:** Inflammation of one or more of these pouchlike herniations. **Duodenum:** The first part of the small intestine. It is located below the stomach. **Hyperlipidemia:** Elevated levels of lipids in the blood stream including cholesterol. **Diabetes mellitus:** A group of disorders in which the body is unable to competently process blood sugars leading to hyperglycemia. This can lead to a host of ailments including poor circulation, kidney disorders and blindness. **Hyperglycemia:** A condition in which an excessive amount of glucose circulates in the blood plasma. **Anemia:** A decrease in hemoglobin (a compound in the blood that carries oxygen to the cells from the lungs and carbon dioxide away from the cells to the lungs) in the blood to levels below normal.

Gender	2006			2007			2008			2009			2010		
	Cases	Avg LOS	Avg Bill	Cases	Avg LOS	Avg Bill	Cases	Avg LOS	Avg Bill	Cases	Avg LOS	Avg Bill	Cases	Avg LOS	Avg Bill
Male	2,050	3.80	\$27,774	1,870	3.83	\$31,850	1,931	3.93	\$33,394	1,845	3.79	\$34,951	1,852	3.84	\$40,684
Female	1,605	3.97	\$27,288	1,612	3.96	\$29,823	1,659	4.11	\$33,166	1,575	4.09	\$35,986	1,560	3.90	\$39,088
Age Group	Cases	Avg LOS	Avg Bill	Cases	Avg LOS	Avg Bill	Cases	Avg LOS	Avg Bill	Cases	Avg LOS	Avg Bill	Cases	Avg LOS	Avg Bill
Ages 0-17	28	3.14	\$18,625	47	2.91	\$21,871	35	4.06	\$14,975	30	2.20	\$19,637	31	2.52	\$30,178
Ages 18-35	193	2.88	\$21,974	178	2.81	\$23,854	191	2.77	\$23,814	203	2.57	\$25,312	190	3.07	\$33,138
Ages 36-49	437	3.29	\$24,469	418	3.58	\$30,291	447	3.25	\$28,531	427	3.48	\$33,095	361	3.03	\$33,335
Ages 50-64	898	3.87	\$28,432	836	3.82	\$32,700	964	4.23	\$36,815	849	3.89	\$36,553	884	3.98	\$41,475
Ages 65+	2,099	4.10	\$28,464	2,003	4.10	\$31,134	1,953	4.20	\$33,892	1,911	4.22	\$36,772	1,946	4.07	\$41,312
TOTAL	3,655	3.88	\$27,561	3,482	3.89	\$30,911	3,590	4.01	\$33,289	3,420	3.93	\$35,428	3,412	3.87	\$39,954

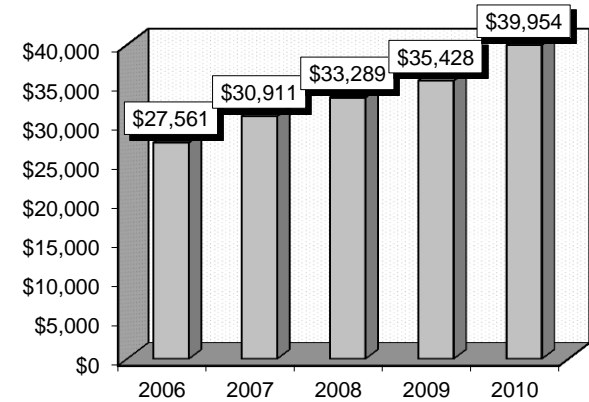
Patient Discharges



Average Length of Stay



Average Billed Charges



County / Hospital	2006			2007			2008			2009			2010		
	Cases	Avg LOS	Avg Bill	Cases	Avg LOS	Avg Bill	Cases	Avg LOS	Avg Bill	Cases	Avg LOS	Avg Bill	Cases	Avg LOS	Avg Bill
CLARK															
Centennial Hills	0	0.00	\$0	0	0.00	\$0	135	4.20	\$36,452	166	3.07	\$30,704	166	3.13	\$37,184
Desert Springs	268	4.02	\$28,338	256	4.13	\$32,063	252	3.98	\$32,712	250	4.41	\$38,662	205	4.30	\$44,466
Mountain View	346	3.84	\$30,531	265	3.88	\$32,989	273	4.11	\$40,582	242	4.33	\$45,204	268	4.29	\$56,241
North Vista	130	4.30	\$34,320	107	4.11	\$40,024	114	4.33	\$46,790	125	4.10	\$41,881	109	4.06	\$45,623
St. Rose-Rose de Lima	154	4.05	\$30,542	130	3.81	\$33,333	135	4.53	\$36,814	143	3.91	\$37,290	143	4.28	\$43,536
St. Rose-San Martin	6	3.67	\$30,701	86	3.08	\$27,580	103	3.90	\$29,808	115	3.13	\$27,737	126	3.44	\$39,117
St. Rose-Siena	278	3.49	\$27,301	219	3.53	\$31,252	225	4.78	\$33,658	232	4.29	\$37,387	214	4.30	\$43,537
Southern Hills	90	3.78	\$25,103	97	4.24	\$30,737	60	4.27	\$37,092	72	3.26	\$32,224	72	3.42	\$35,437
Spring Valley	217	3.11	\$22,718	184	3.81	\$28,852	214	3.58	\$31,399	195	3.19	\$32,376	197	3.31	\$42,526
Summerlin	219	3.86	\$27,737	240	3.91	\$32,672	235	3.63	\$34,573	209	3.56	\$35,805	198	3.40	\$38,765
Sunrise	442	4.33	\$33,821	377	4.56	\$40,685	346	4.10	\$40,035	390	4.41	\$44,434	367	3.99	\$49,038
UMC	285	4.39	\$29,983	286	4.01	\$35,834	277	4.65	\$40,421	200	3.81	\$37,514	237	4.19	\$38,983
Valley	267	4.57	\$35,217	302	4.27	\$34,620	276	4.05	\$34,986	232	4.55	\$44,080	257	4.25	\$46,044
TOTAL	2,702	4.01	\$30,073	2,549	4.03	\$34,114	2,645	4.15	\$36,660	2,571	3.98	\$38,626	2,559	3.94	\$44,345
WASHOE															
Carson Tahoe	201	2.89	\$21,150	181	2.55	\$20,398	183	3.35	\$25,592	162	3.53	\$26,888	135	4.21	\$31,597
Northern Nevada	67	3.25	\$20,374	79	3.65	\$25,313	68	3.18	\$24,432	40	2.83	\$23,427	60	2.93	\$29,379
Renown Regional	290	4.07	\$23,549	244	4.07	\$25,823	275	4.26	\$27,498	290	4.76	\$32,596	245	3.81	\$28,467
Renown S. Meadows	58	3.36	\$18,336	55	3.44	\$19,594	54	3.44	\$21,288	50	2.78	\$21,614	50	3.82	\$29,125
Saint Mary's	171	3.61	\$22,293	179	3.93	\$27,715	164	3.68	\$26,347	133	3.85	\$25,737	163	4.04	\$30,935
Sierra Surgery	0	0.00	\$0	0	0.00	\$0	0	0.00	\$0	0	0.00	\$0	0	0.00	\$0
TOTAL	787	3.55	\$22,009	738	3.57	\$24,433	744	3.75	\$26,045	675	4.03	\$28,518	653	3.87	\$29,864
RURAL															
Battle Mountain	0	0.00	\$0	1	1.00	\$2,968	1	2.00	\$1,518	0	0.00	\$0	1	5.00	\$5,035
Boulder City	27	4.30	\$10,174	34	3.71	\$10,103	18	3.56	\$8,209	15	2.67	\$6,768	9	1.78	\$4,142
Carson Valley	7	3.00	\$14,600	6	2.83	\$14,601	16	2.25	\$17,154	10	2.20	\$15,488	17	2.06	\$17,548
Churchill	34	3.09	\$14,741	35	3.26	\$14,326	31	3.68	\$18,111	29	3.38	\$17,294	34	4.32	\$18,952
Desert View	0	0.00	\$0	0	0.00	\$0	31	2.68	\$13,255	31	2.45	\$13,309	29	2.41	\$14,999
Grover C. Dils	4	4.75	\$7,820	4	2.75	\$5,947	3	2.00	\$5,877	0	0.00	\$0	0	0.00	\$0
Humboldt	17	2.88	\$8,670	22	3.91	\$12,062	4	2.50	\$8,312	21	3.00	\$17,222	13	4.38	\$16,664
Incline Village	0	0.00	\$0	0	0.00	\$0	0	0.00	\$0	0	0.00	\$0	0	0.00	\$0
Mesa View	16	2.88	\$21,068	15	2.80	\$14,963	13	2.62	\$17,491	13	2.92	\$18,478	37	1.81	\$12,152
Mount Grant	6	2.17	\$6,354	7	2.71	\$6,430	18	4.06	\$10,044	15	4.00	\$9,354	10	2.40	\$8,642
Northeastern	27	3.89	\$16,498	39	3.56	\$18,171	40	2.65	\$20,512	29	2.55	\$19,001	37	3.27	\$26,556
Nye	6	2.33	\$11,524	9	1.56	\$12,606	3	1.67	\$15,358	2	2.00	\$8,780	2	2.50	\$17,911
Pershing	2	1.50	\$3,362	2	4.00	\$10,003	0	0.00	\$0	0	0.00	\$0	0	0.00	\$0
South Lyon	8	2.63	\$4,230	8	2.25	\$4,342	3	1.33	\$3,713	0	0.00	\$0	3	4.00	\$4,018
William Bee Ririe	12	3.33	\$14,051	13	4.15	\$21,201	20	5.05	\$21,615	9	3.22	\$13,851	8	4.75	\$17,600
TOTAL	166	3.33	\$12,986	195	3.33	\$13,572	201	3.17	\$15,747	174	2.90	\$14,977	200	2.98	\$16,720
ALL COUNTIES	3,655	3.88	\$27,561	3,482	3.89	\$30,911	3,590	4.01	\$33,289	3,420	3.93	\$35,428	3,412	3.87	\$39,954

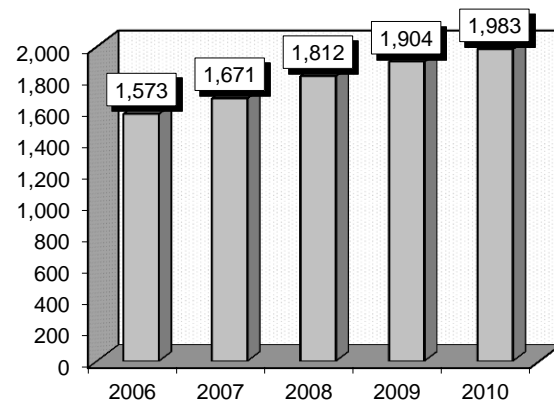
GASTROINTESTINAL OBSTRUCTION

Associated Diagnoses: Diagnoses that frequently accompanied gastrointestinal obstruction were: 1) Hypertension (4019), 2) Dehydration (27651), 3) Paralysis of intestine or colon without mention of hernia (5601), 4) Hypopotassemia (2768), 5) Diabetes Mellitus (25000), 6) Tobacco use disorder (3051), 7) Intestinal or peritoneal adhesions with obstruction (postoperative) (postinfection).

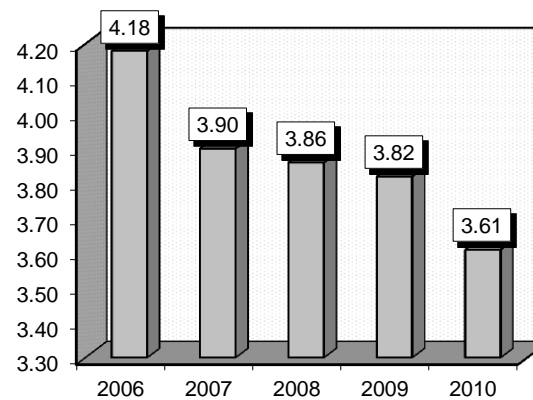
Definitions: **Hypertension:** Elevated blood pressure persistently exceeding 140/90. Essential hypertension, the most common kind, has no single identifiable cause. **Dehydration:** This can be caused by a lack of fluid intake, excessive urination possibly due to diuretics, diarrhea or vomiting. **Hernia:** Abnormal bulging or extrusion of an organ through tissue or muscle which contains it. **Hypopotassemia:** A deficiency of potassium in the blood. **Gastroenteritis:** Inflammation of the stomach and intestines accompanying numerous gastrointestinal disorders. It can be caused by parasites, unclean water, food poisoning or allergens and stress. **Diverticulitis:** inflammation of one or more pouchlike herniations through the muscular layer of the colon. **Diabetes Mellitus:** High blood sugar resulting from low levels of insulin or insulin resistance. **Peritoneal:** Having to do with the parietal peritoneum (the tissue that lines the abdominal wall and pelvic cavity) and visceral peritoneum (the tissue that covers most of the organs in the abdomen, including the intestines).

Gender	2006			2007			2008			2009			2010		
	Cases	Avg LOS	Avg Bill	Cases	Avg LOS	Avg Bill	Cases	Avg LOS	Avg Bill	Cases	Avg LOS	Avg Bill	Cases	Avg LOS	Avg Bill
Male	660	3.99	\$23,448	737	3.65	\$25,227	835	3.87	\$26,714	845	3.55	\$26,697	895	3.49	\$29,756
Female	913	4.31	\$25,279	934	4.09	\$27,771	977	3.84	\$26,787	1,059	4.03	\$29,790	1,088	3.70	\$31,118
Age Group	Cases	Avg LOS	Avg Bill	Cases	Avg LOS	Avg Bill	Cases	Avg LOS	Avg Bill	Cases	Avg LOS	Avg Bill	Cases	Avg LOS	Avg Bill
Ages 0-17	62	4.19	\$17,874	70	3.20	\$16,619	72	2.97	\$16,334	56	2.39	\$14,841	49	2.04	\$12,828
Ages 18-35	98	3.61	\$18,990	133	3.52	\$22,448	143	2.99	\$20,658	154	2.97	\$21,727	138	2.62	\$22,653
Ages 36-49	241	3.71	\$22,582	286	3.47	\$24,060	276	3.38	\$23,381	307	3.47	\$25,403	290	3.07	\$25,237
Ages 50-64	394	3.84	\$23,325	459	4.16	\$29,189	513	3.64	\$24,416	491	3.95	\$29,474	566	3.71	\$31,683
Ages 65+	778	4.56	\$26,933	723	4.04	\$27,804	808	4.39	\$31,397	896	4.10	\$30,869	940	3.94	\$33,493
TOTAL	1,573	4.18	\$24,511	1,671	3.90	\$26,649	1,812	3.86	\$26,754	1,904	3.82	\$28,417	1,983	3.61	\$30,504

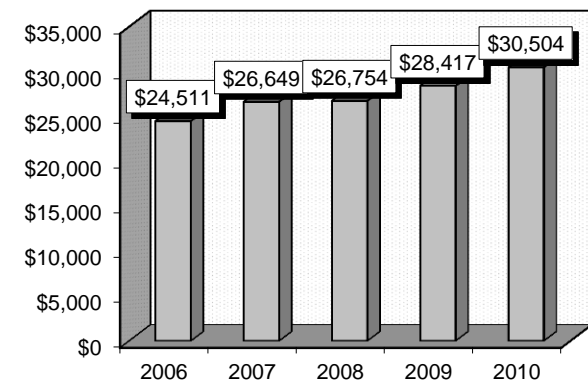
Patient Discharges



Average Length of Stay



Average Billed Charges



County / Hospital	2006			2007			2008			2009			2010		
	Cases	Avg LOS	Avg Bill	Cases	Avg LOS	Avg Bill	Cases	Avg LOS	Avg Bill	Cases	Avg LOS	Avg Bill	Cases	Avg LOS	Avg Bill
CLARK															
Centennial Hills	0	0.00	\$0	0	0.00	\$0	60	2.88	\$22,907	87	2.86	\$24,173	107	3.24	\$36,323
Desert Springs	85	4.47	\$29,397	84	3.39	\$22,868	94	4.38	\$36,331	100	4.61	\$37,675	97	4.41	\$43,196
Mountain View	163	4.47	\$27,807	159	3.53	\$27,955	164	4.16	\$31,613	144	4.29	\$41,541	152	4.03	\$42,084
North Vista	31	4.42	\$27,603	44	4.32	\$33,231	43	4.44	\$36,964	38	3.63	\$35,375	37	4.35	\$35,517
St. Rose-Rose de Lima	57	4.23	\$27,632	72	3.76	\$27,724	83	3.65	\$27,772	66	3.73	\$25,877	96	3.74	\$29,248
St. Rose-San Martin	9	4.56	\$31,561	46	3.37	\$26,836	97	3.09	\$22,697	107	3.17	\$21,412	138	3.47	\$30,256
St. Rose-Siena	131	4.73	\$32,158	126	3.92	\$27,919	120	4.87	\$30,960	169	4.24	\$32,732	171	3.89	\$31,712
Southern Hills	53	4.26	\$26,109	39	5.79	\$37,347	49	4.47	\$30,007	46	3.50	\$30,131	41	3.15	\$27,910
Spring Valley	90	3.09	\$23,293	97	3.56	\$27,926	96	3.45	\$26,105	91	3.60	\$30,430	101	3.45	\$34,941
Summerlin	128	4.30	\$30,828	152	4.42	\$35,919	122	3.66	\$30,340	115	3.99	\$34,122	132	3.77	\$39,200
Sunrise	165	4.31	\$28,041	160	4.03	\$28,218	170	3.76	\$29,136	157	3.82	\$32,923	151	3.79	\$34,933
UMC	108	5.65	\$27,815	152	4.78	\$33,463	128	4.82	\$32,180	128	4.18	\$28,269	108	3.68	\$27,849
Valley	103	4.73	\$28,758	115	4.03	\$33,300	114	4.06	\$32,614	109	4.61	\$37,875	89	4.11	\$39,805
TOTAL	1,123	4.46	\$28,475	1,246	4.04	\$30,202	1,340	4.00	\$30,040	1,357	3.94	\$32,220	1,420	3.78	\$35,117
WASHOE															
Carson Tahoe	87	2.07	\$12,500	67	2.76	\$17,703	71	3.14	\$18,550	81	3.00	\$18,385	89	3.10	\$19,073
Northern Nevada	34	3.53	\$17,932	30	3.37	\$18,888	30	3.60	\$22,579	37	4.68	\$35,391	28	3.07	\$25,184
Renown Regional	93	4.38	\$17,158	114	4.04	\$17,911	132	4.39	\$21,318	143	4.08	\$21,955	158	3.76	\$23,043
Renown S. Meadows	41	3.34	\$15,585	39	3.38	\$16,284	36	2.92	\$17,470	38	2.63	\$18,903	45	2.71	\$19,978
Saint Mary's	80	3.86	\$16,917	85	4.20	\$18,840	99	3.64	\$17,139	100	3.68	\$18,039	90	3.51	\$20,233
Sierra Surgery	0	0.00	\$0	0	0.00	\$0	0	0.00	\$0	0	0.00	\$0	0	0.00	\$0
TOTAL	335	3.44	\$15,777	335	3.69	\$18,003	368	3.74	\$19,386	399	3.68	\$21,204	410	3.40	\$21,374
RURAL															
Battle Mountain	0	0.00	\$0	1	2.00	\$1,667	0	0.00	\$0	1	1.00	\$1,593	0	0.00	\$0
Boulder City	27	5.93	\$13,791	12	3.17	\$6,727	15	2.60	\$7,413	14	4.29	\$9,958	11	2.73	\$5,149
Carson Valley	1	4.00	\$16,683	2	5.50	\$21,847	10	2.10	\$14,693	10	2.20	\$9,361	15	2.60	\$13,238
Churchill	18	3.39	\$12,588	12	3.00	\$11,477	10	2.90	\$14,492	24	2.96	\$12,746	17	2.65	\$12,325
Desert View	0	0.00	\$0	0	0.00	\$0	10	2.50	\$7,634	17	2.94	\$14,079	30	2.13	\$8,844
Grover C. Dils	7	3.00	\$6,978	6	3.17	\$6,798	9	2.33	\$6,812	8	2.75	\$7,911	1	2.00	\$10,452
Humboldt	1	3.00	\$2,744	4	2.00	\$15,408	4	3.75	\$15,552	4	3.25	\$13,388	10	3.60	\$17,786
Incline Village	0	0.00	\$0	0	0.00	\$0	0	0.00	\$0	0	0.00	\$0	0	0.00	\$0
Mesa View	20	2.70	\$13,584	12	2.58	\$12,268	15	1.73	\$7,126	24	2.13	\$10,038	22	2.91	\$13,550
Mount Grant	2	1.00	\$2,609	3	4.67	\$12,573	4	4.50	\$9,130	9	3.56	\$10,589	11	3.27	\$10,424
Northeastern	13	2.85	\$12,947	14	2.21	\$10,896	12	2.58	\$16,901	18	3.56	\$21,672	24	2.71	\$18,732
Nye	6	2.00	\$7,657	7	1.29	\$7,998	4	1.75	\$13,599	6	2.00	\$11,422	4	2.25	\$7,736
Pershing	1	1.00	\$4,775	2	2.00	\$10,570	1	2.00	\$9,119	1	2.00	\$8,154	1	1.00	\$5,781
South Lyon	13	2.38	\$5,298	6	4.33	\$6,321	2	1.50	\$4,697	3	2.33	\$7,504	5	1.40	\$5,028
William Bee Ririe	6	3.17	\$10,080	9	1.56	\$5,384	8	1.75	\$8,497	9	4.78	\$22,351	2	2.50	\$8,408
TOTAL	115	3.52	\$11,239	90	2.70	\$9,636	104	2.41	\$10,481	148	3.04	\$12,996	153	2.63	\$12,153
ALL COUNTIES	1,573	4.18	\$24,511	1,671	3.90	\$26,649	1,812	3.86	\$26,754	1,904	3.82	\$28,417	1,983	3.61	\$30,504

CIRRHOSIS & ALCOHOLIC HEPATITIS

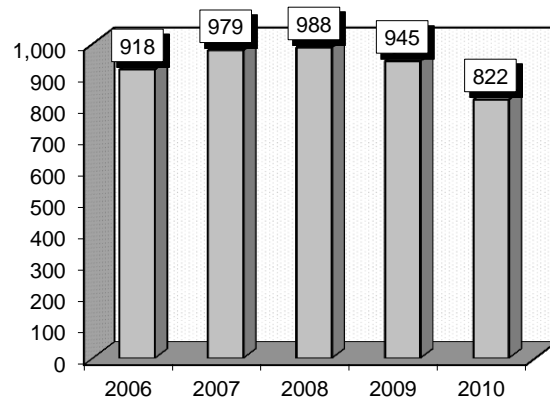
Associated Diagnoses: Diagnoses that frequently accompanied cirrhosis and alcoholic hepatitis were: 1) Ascites (7895), 2) Portal hypertension (5723), 3) Tobacco use disorder (3051), 4) Esophageal varices in diseases classified elsewhere (45620), 5) Hypertension (4019).

Definitions: **Cirrhosis:** A chronic liver disease that causes scarring of the liver and liver dysfunction. This often has many complications, including accumulation of fluid in the abdomen (ascites), bleeding disorders (coagulopathy) increased pressure in the blood vessels (portal hypertension) and confusion or a change in the level of consciousness (hepatic encephalopathy). Common causes include hepatitis C and alcohol use. **Hepatitis:** Inflammation of the liver, characterized by anorexia, abdominal and gastric discomfort and abnormal liver function. **Portal hypertension:** An increased venous pressure in the portal circulation caused by compression or occlusion in the portal or hepatic vascular system. **Hepatitis C:** A type of hepatitis most commonly transmitted by blood transfusion or, used needle puncture. **Ascites:** Fluid in peritoneal (abdominal) cavity. **Varices:** Stretched veins such as those that form in the esophagus from cirrhosis. **Hypertension:** Elevated blood pressure persistently exceeding 140/90. Essential hypertension, the most common kind, has no single identifiable cause.

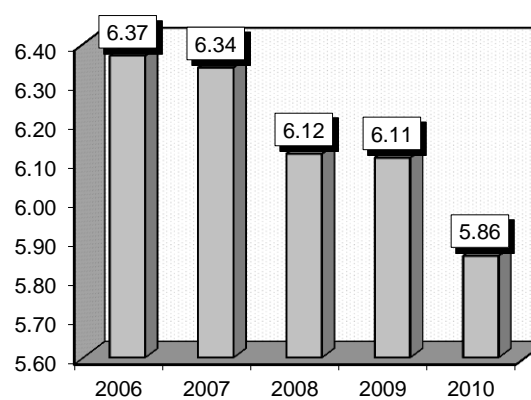
Comments: The liver is the largest internal organ in the human body. The liver helps the body digest fats, stores reserves of nutrients, filters poisons and wastes from the blood, synthesizes proteins, and regulates the levels of many chemicals found in the bloodstream.

Gender	2006			2007			2008			2009			2010		
	Cases	Avg LOS	Avg Bill	Cases	Avg LOS	Avg Bill	Cases	Avg LOS	Avg Bill	Cases	Avg LOS	Avg Bill	Cases	Avg LOS	Avg Bill
Male	597	6.45	\$43,308	639	6.21	\$47,029	698	6.00	\$45,245	628	6.04	\$47,676	555	5.90	\$53,998
Female	321	6.23	\$40,347	340	6.60	\$47,034	290	6.41	\$51,155	317	6.25	\$50,102	267	5.78	\$53,301
Age Group	Cases	Avg LOS	Avg Bill	Cases	Avg LOS	Avg Bill	Cases	Avg LOS	Avg Bill	Cases	Avg LOS	Avg Bill	Cases	Avg LOS	Avg Bill
Ages 0-17	1	3.00	\$33,948	2	2.50	\$730	0	0.00	\$0	0	0.00	\$0	0	0.00	\$0
Ages 18-35	29	4.38	\$29,119	53	4.92	\$35,444	52	5.56	\$41,999	59	6.75	\$50,753	54	4.93	\$40,517
Ages 36-49	282	7.22	\$46,996	307	6.15	\$44,700	295	5.86	\$46,147	323	5.92	\$49,345	250	6.10	\$51,975
Ages 50-64	440	6.24	\$41,675	461	6.68	\$50,094	507	6.34	\$47,685	417	6.51	\$48,272	390	5.88	\$55,002
Ages 65+	166	5.66	\$38,180	156	6.25	\$47,096	134	6.09	\$48,076	146	5.16	\$46,310	128	5.75	\$59,125
TOTAL	918	6.37	\$42,273	979	6.34	\$47,030	988	6.12	\$46,980	945	6.11	\$48,490	822	5.86	\$53,772

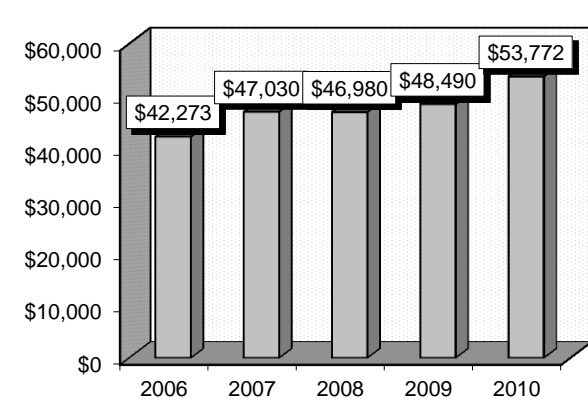
Patient Discharges



Average Length of Stay



Average Billed Charges



County / Hospital	2006			2007			2008			2009			2010		
	Cases	Avg LOS	Avg Bill	Cases	Avg LOS	Avg Bill	Cases	Avg LOS	Avg Bill	Cases	Avg LOS	Avg Bill	Cases	Avg LOS	Avg Bill
CLARK															
Centennial Hills	0	0.00	\$0	0	0.00	\$0	14	3.86	\$33,638	13	3.85	\$30,846	22	7.55	\$69,209
Desert Springs	62	8.66	\$66,035	84	5.83	\$42,943	78	5.27	\$51,182	75	6.69	\$46,274	36	6.25	\$52,539
Mountain View	63	6.68	\$53,151	69	6.71	\$55,387	62	5.69	\$48,212	50	5.28	\$53,737	46	6.48	\$81,564
North Vista	37	10.86	\$78,281	45	10.40	\$73,561	41	5.78	\$49,189	42	6.48	\$58,003	33	8.12	\$71,518
St. Rose-Rose de Lima	62	4.50	\$33,492	54	5.37	\$45,414	47	6.53	\$53,006	62	4.24	\$41,239	40	5.70	\$56,040
St. Rose-San Martin	3	2.67	\$32,748	10	5.30	\$40,711	26	6.08	\$51,092	32	5.50	\$44,405	26	6.81	\$55,881
St. Rose-Siena	54	4.94	\$40,796	59	5.46	\$46,614	36	6.06	\$37,298	38	6.92	\$74,481	27	7.33	\$81,001
Southern Hills	26	6.15	\$44,809	18	9.17	\$82,124	19	6.42	\$57,443	24	6.00	\$47,680	6	4.00	\$52,300
Spring Valley	37	7.41	\$52,894	57	7.51	\$58,188	42	8.76	\$74,247	36	5.50	\$52,031	50	4.78	\$49,035
Summerlin	36	5.31	\$36,734	24	4.04	\$35,036	24	5.33	\$48,326	27	5.59	\$52,182	23	5.65	\$77,265
Sunrise	76	6.33	\$45,420	90	7.12	\$56,724	100	7.68	\$68,352	82	7.54	\$64,311	112	6.20	\$58,131
UMC	139	6.18	\$36,676	177	6.44	\$44,351	201	6.06	\$43,690	184	5.66	\$42,070	165	5.28	\$39,415
Valley	66	5.91	\$45,745	65	5.60	\$52,226	70	5.61	\$49,090	52	6.67	\$70,815	41	7.12	\$103,946
TOTAL	661	6.46	\$46,491	752	6.54	\$50,977	760	6.23	\$51,387	717	5.98	\$51,500	627	6.08	\$59,372
WASHOE															
Carson Tahoe	32	4.66	\$24,102	29	4.03	\$36,534	45	4.24	\$25,227	46	5.13	\$29,333	31	3.94	\$25,928
Northern Nevada	22	5.14	\$29,836	37	4.84	\$29,844	17	6.59	\$42,396	19	5.11	\$33,286	20	5.45	\$53,696
Renown Regional	110	6.85	\$34,946	96	5.52	\$32,268	78	6.99	\$38,237	81	7.17	\$47,960	86	5.55	\$38,628
Renown S. Meadows	12	5.75	\$35,873	12	8.00	\$40,868	12	7.33	\$34,094	9	7.78	\$48,841	11	5.73	\$38,217
Saint Mary's	54	6.98	\$36,444	39	7.18	\$41,711	53	5.42	\$33,187	41	8.32	\$50,495	19	6.26	\$44,098
Sierra Surgery	0	0.00	\$0	0	0.00	\$0	0	0.00	\$0	0	0.00	\$0	0	0.00	\$0
TOTAL	230	6.35	\$33,348	213	5.64	\$34,641	205	5.97	\$34,178	196	6.76	\$42,737	167	5.33	\$38,670
RURAL															
Battle Mountain	0	0.00	\$0	0	0.00	\$0	0	0.00	\$0	0	0.00	\$0	0	0.00	\$0
Boulder City	4	7.50	\$13,043	1	1.00	\$3,747	3	3.00	\$7,062	3	4.33	\$5,398	1	4.00	\$13,205
Carson Valley	0	0.00	\$0	0	0.00	\$0	4	4.00	\$20,707	3	2.67	\$14,121	1	4.00	\$16,190
Churchill	4	5.25	\$22,366	2	2.50	\$7,113	4	3.00	\$18,968	3	2.00	\$12,827	7	3.00	\$16,640
Desert View	0	0.00	\$0	0	0.00	\$0	1	3.00	\$7,701	6	4.33	\$20,551	3	3.67	\$14,022
Grover C. Dils	0	0.00	\$0	0	0.00	\$0	1	3.00	\$6,272	0	0.00	\$0	0	0.00	\$0
Humboldt	0	0.00	\$0	1	5.00	\$12,244	1	7.00	\$10,114	3	8.00	\$11,107	2	10.50	\$22,021
Incline Village	0	0.00	\$0	0	0.00	\$0	0	0.00	\$0	0	0.00	\$0	0	0.00	\$0
Mesa View	4	2.50	\$15,707	1	2.00	\$10,620	1	5.00	\$29,428	2	1.50	\$15,807	3	4.33	\$18,704
Mount Grant	1	2.00	\$8,224	1	15.00	\$35,614	0	0.00	\$0	2	17.00	\$31,985	1	8.00	\$25,763
Northeastern	10	4.60	\$16,380	3	13.67	\$66,004	4	4.75	\$23,170	3	3.00	\$14,845	6	5.33	\$30,043
Nye	3	3.00	\$7,529	4	1.75	\$5,647	0	0.00	\$0	0	0.00	\$0	0	0.00	\$0
Pershing	0	0.00	\$0	0	0.00	\$0	0	0.00	\$0	3	5.67	\$20,500	0	0.00	\$0
South Lyon	0	0.00	\$0	0	0.00	\$0	2	1.00	\$3,866	0	0.00	\$0	0	0.00	\$0
William Bee Ririe	1	2.00	\$6,684	1	9.00	\$32,593	2	5.50	\$10,699	4	5.50	\$16,489	4	1.50	\$5,539
TOTAL	27	4.44	\$15,028	14	6.07	\$23,546	23	3.78	\$15,444	32	5.06	\$16,289	28	4.29	\$18,438
ALL COUNTIES	918	6.37	\$42,273	979	6.34	\$47,030	988	6.12	\$46,980	945	6.11	\$48,490	822	5.86	\$53,772

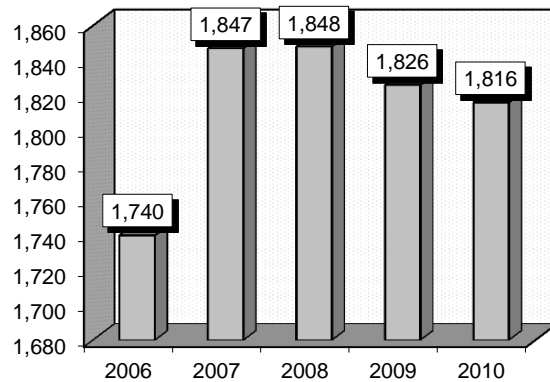
HIP & FEMUR PROCEDURES EXCEPT MAJOR JOINT

Associated Procedures: Procedures that frequently accompanied hip and femur procedures were: 1) Open reduction reduction of fracture with internal fixation of femur (7935), 2) Closed reduction of fracture with internal fixation of femur (7915), 3) Transfusion of packed cells (9904), 4) Internal fixation of bone without fracture reduction (7855), 5) Removal of implanted devices from bone, femur (7865), 6) Bone graft, femur (7805), 7) Arthrotomy, hip (8015).

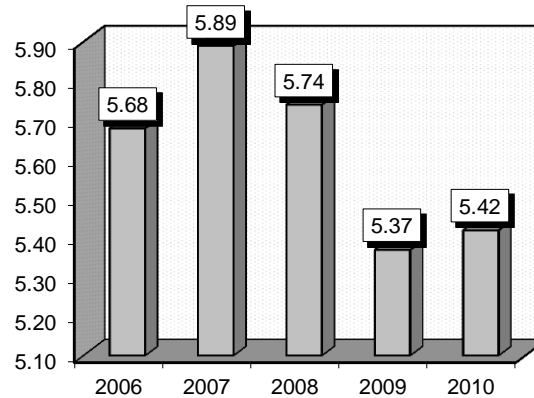
Definitions: **Open reduction:** A surgical procedure for reducing a fracture or dislocation. **Closed reduction:** The manual correction of a fracture without an incision. **Internal fixation:** A method of holding together the fragments of a fractured bone. After open reduction of the fracture, pins, wires, screws, plates or nails may be used to stabilize the fragments. **Bone graft:** The transplantation of a piece of bone from one part of the body to another to repair a skeletal defect. **Osteoclasis:** The intentional surgical fracture of a bone to correct a deformity. **Femur:** The thigh bone that extends from the pelvis to the knee. It is the longest and strongest bone in the body. **Closed reduction:** The manual corrections of fractures without incisions. **Transfusion:** A transfer of body fluids or tissues from one person to another. **Arthrotomy:** The surgical incision into a joint.

Gender	2006			2007			2008			2009			2010		
	Cases	Avg LOS	Avg Bill	Cases	Avg LOS	Avg Bill	Cases	Avg LOS	Avg Bill	Cases	Avg LOS	Avg Bill	Cases	Avg LOS	Avg Bill
Male	686	5.53	\$52,691	718	5.96	\$62,098	704	5.70	\$62,365	718	5.48	\$66,319	688	5.50	\$71,998
Female	1,054	5.78	\$51,679	1,129	5.84	\$57,466	1,144	5.77	\$61,658	1,108	5.30	\$60,974	1,128	5.37	\$66,526
Age Group	Cases	Avg LOS	Avg Bill	Cases	Avg LOS	Avg Bill	Cases	Avg LOS	Avg Bill	Cases	Avg LOS	Avg Bill	Cases	Avg LOS	Avg Bill
Ages 0-17	145	3.43	\$38,228	146	3.75	\$48,381	120	2.80	\$37,411	124	2.91	\$43,622	101	2.79	\$47,267
Ages 18-35	125	4.28	\$53,663	114	4.91	\$65,053	114	5.28	\$68,234	96	4.51	\$66,349	77	4.58	\$70,406
Ages 36-49	105	5.62	\$54,763	123	7.83	\$79,015	108	5.80	\$63,632	110	4.94	\$62,666	93	4.70	\$70,843
Ages 50-64	237	6.34	\$55,282	264	7.14	\$63,153	288	7.01	\$67,648	289	6.22	\$68,147	280	6.71	\$70,986
Ages 65+	1,128	5.99	\$52,760	1,200	5.76	\$57,163	1,218	5.77	\$62,249	1,207	5.53	\$63,637	1,265	5.45	\$69,499
TOTAL	1,740	5.68	\$52,078	1,847	5.89	\$59,267	1,848	5.74	\$61,928	1,826	5.37	\$63,076	1,816	5.42	\$68,599

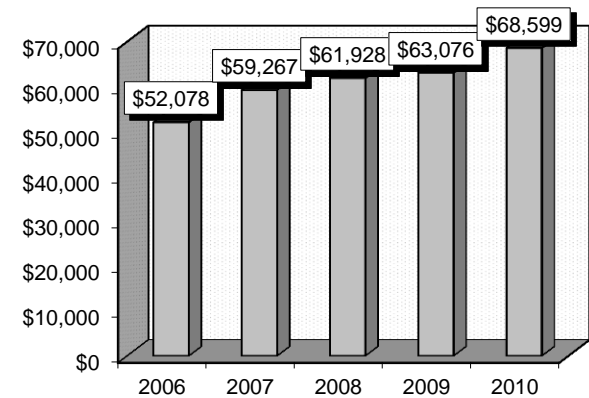
Patient Discharges



Average Length of Stay



Average Billed Charges



County / Hospital	2006			2007			2008			2009			2010		
	Cases	Avg LOS	Avg Bill	Cases	Avg LOS	Avg Bill	Cases	Avg LOS	Avg Bill	Cases	Avg LOS	Avg Bill	Cases	Avg LOS	Avg Bill
CLARK															
Centennial Hills	0	0.00	\$0	0	0.00	\$0	72	5.15	\$59,574	87	4.55	\$65,046	64	6.00	\$79,394
Desert Springs	70	5.76	\$50,968	79	5.95	\$68,037	89	6.39	\$76,631	81	7.41	\$91,821	89	6.16	\$86,791
Mountain View	123	5.54	\$49,572	102	5.79	\$50,697	86	6.37	\$62,583	90	5.76	\$71,445	83	6.41	\$81,998
North Vista	31	6.65	\$64,106	22	6.82	\$59,750	25	7.16	\$74,416	33	5.82	\$66,721	31	5.42	\$62,241
St. Rose-Rose de Lima	75	5.11	\$55,044	74	5.22	\$63,218	66	5.30	\$63,728	74	6.39	\$75,828	84	5.31	\$73,594
St. Rose-San Martin	6	3.67	\$35,123	39	4.95	\$62,927	45	5.76	\$64,160	33	5.09	\$62,074	35	5.51	\$83,108
St. Rose-Siena	111	4.97	\$53,641	132	6.16	\$72,788	132	6.27	\$73,497	149	5.62	\$71,825	141	4.87	\$71,788
Southern Hills	27	5.56	\$44,494	32	6.84	\$54,632	29	4.66	\$43,830	28	6.11	\$68,181	36	6.06	\$75,982
Spring Valley	102	6.13	\$52,967	91	6.31	\$64,393	126	5.59	\$68,193	129	5.19	\$73,906	134	4.63	\$76,253
Summerlin	125	5.98	\$61,691	137	5.20	\$65,781	105	4.21	\$61,507	104	4.77	\$69,670	143	4.52	\$72,571
Sunrise	276	5.89	\$57,197	268	6.39	\$67,323	210	6.55	\$66,738	191	5.61	\$69,897	179	5.37	\$77,353
UMC	168	5.82	\$57,886	191	5.79	\$70,057	172	6.31	\$85,764	150	5.11	\$67,569	136	6.14	\$72,046
Valley	111	6.85	\$59,182	124	6.17	\$60,701	112	6.80	\$77,732	87	5.08	\$69,617	100	5.23	\$76,163
TOTAL	1,225	5.82	\$55,789	1,291	5.96	\$65,198	1,269	5.99	\$70,087	1,236	5.50	\$71,457	1,255	5.39	\$75,972
WASHOE															
Carson Tahoe	80	4.74	\$46,772	104	4.55	\$47,357	106	4.40	\$45,816	90	4.93	\$53,895	82	5.57	\$59,803
Northern Nevada	41	6.10	\$62,933	32	4.31	\$44,622	44	4.66	\$52,401	34	4.50	\$46,311	31	4.77	\$56,945
Renown Regional	214	6.05	\$44,908	217	7.07	\$49,852	208	5.80	\$43,436	239	5.62	\$45,096	254	5.67	\$49,477
Renown S. Meadows	16	3.56	\$28,725	33	5.06	\$33,983	37	6.30	\$36,786	34	3.94	\$37,825	29	5.07	\$42,881
Saint Mary's	115	4.63	\$38,750	127	5.23	\$45,317	115	4.86	\$48,465	116	4.89	\$49,640	112	5.65	\$58,489
Sierra Surgery	2	2.00	\$14,806	0	0.00	\$0	1	3.00	\$14,733	4	1.50	\$16,174	0	0.00	\$0
TOTAL	468	5.38	\$44,610	513	5.80	\$46,877	511	5.23	\$45,296	517	5.12	\$47,025	508	5.56	\$53,210
RURAL															
Battle Mountain	0	0.00	\$0	0	0.00	\$0	0	0.00	\$0	0	0.00	\$0	0	0.00	\$0
Boulder City	7	5.29	\$22,973	19	4.05	\$21,161	15	5.13	\$22,037	16	4.63	\$18,919	4	4.75	\$21,749
Carson Valley	0	0.00	\$0	0	0.00	\$0	5	4.80	\$40,903	13	4.08	\$34,917	7	3.43	\$32,864
Churchill	0	0.00	\$0	0	0.00	\$0	13	6.92	\$57,169	10	7.80	\$50,149	7	6.14	\$53,190
Desert View	0	0.00	\$0	0	0.00	\$0	0	0.00	\$0	0	0.00	\$0	0	0.00	\$0
Grover C. Dils	0	0.00	\$0	0	0.00	\$0	0	0.00	\$0	0	0.00	\$0	0	0.00	\$0
Humboldt	0	0.00	\$0	0	0.00	\$0	0	0.00	\$0	0	0.00	\$0	0	0.00	\$0
Incline Village	0	0.00	\$0	0	0.00	\$0	0	0.00	\$0	0	0.00	\$0	0	0.00	\$0
Mesa View	14	3.71	\$25,355	7	3.71	\$23,237	11	3.55	\$23,749	15	4.27	\$31,595	15	4.00	\$31,426
Mount Grant	0	0.00	\$0	0	0.00	\$0	0	0.00	\$0	0	0.00	\$0	0	0.00	\$0
Northeastern	24	5.71	\$34,729	13	5.38	\$38,424	18	3.94	\$31,736	14	4.71	\$43,295	14	4.71	\$57,542
Nye	0	0.00	\$0	0	0.00	\$0	0	0.00	\$0	0	0.00	\$0	0	0.00	\$0
Pershing	0	0.00	\$0	0	0.00	\$0	0	0.00	\$0	0	0.00	\$0	0	0.00	\$0
South Lyon	0	0.00	\$0	0	0.00	\$0	0	0.00	\$0	0	0.00	\$0	0	0.00	\$0
William Bee Ririe	2	4.50	\$23,976	4	7.00	\$45,680	6	5.17	\$40,707	5	5.60	\$41,092	6	6.67	\$38,955
TOTAL	47	5.00	\$29,728	43	4.67	\$28,999	68	4.88	\$34,632	73	4.97	\$34,844	53	4.75	\$41,511
ALL COUNTIES	1,740	5.68	\$52,078	1,847	5.89	\$59,267	1,848	5.74	\$61,928	1,826	5.37	\$63,076	1,816	5.42	\$68,599

MEDICAL BACK PROBLEMS

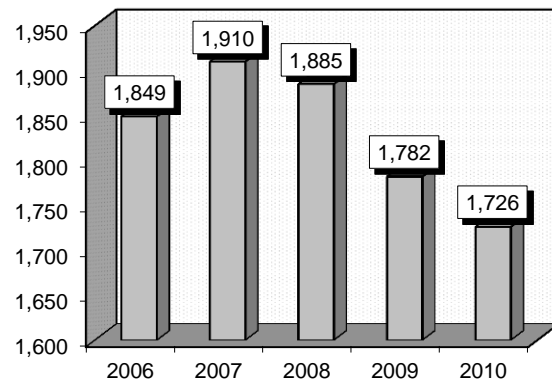
Associated Diagnoses: Diagnoses that frequently accompanied back problems were: 1) Hypertension (4019), 2) Tobacco use disorder (3051), 3) Closed fracture of lumbar vertebral column without mention of spinal cord injury (8054), 4) Lumbago (7242), 5) Closed fracture of the dorsal, thoracic vertebral column without mention of spinal cord injury (8052).

Definitions: **Vertebra:** Any one of the bones of the spinal column. **Intervertebral:** The space between two vertebrae. **Myelopathy:** Disease of the spinal cord. **Stenosis:** An abnormal condition characterized by the constriction or narrowing of an opening or passageway in a body structure. **Lumbago:** Pain in the lumbar, lower, region of the spinal cord caused by muscle strain, rheumatoid arthritis, osteoarthritis, or a herniated intervertebral disk. **Fracture:** a traumatic injury to a bone in which the continuity of the bone tissue is broken. **Dorsal:** The back of something. **Hypertension:** Elevated blood pressure persistently exceeding 140/90. Essential hypertension, the most common kind, has no single identifiable cause.

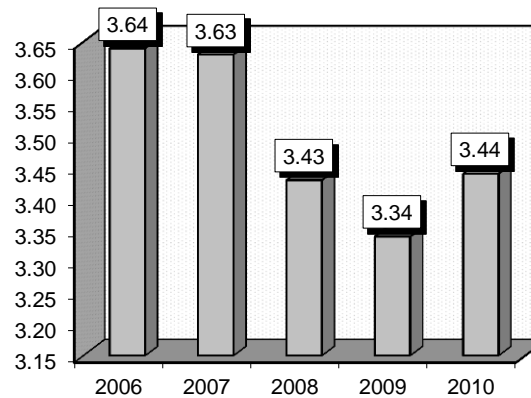
Comments: Diagnoses under this DRG, include but are not limited to, displacement of lumbar intervertebral disc without myelopathy, spinal stenosis, lumbago, closed fracture of dorsal vertebra and closed fracture of lumbar vertebra. It's interesting that persons with this diagnosis, as well as many other medical problems throughout this book, commonly have a diagnosis of tobacco use.

	2006			2007			2008			2009			2010		
Gender	Cases	Avg LOS	Avg Bill	Cases	Avg LOS	Avg Bill	Cases	Avg LOS	Avg Bill	Cases	Avg LOS	Avg Bill	Cases	Avg LOS	Avg Bill
Male	802	3.62	\$23,652	848	3.61	\$27,071	861	3.47	\$27,561	789	3.16	\$27,909	794	3.61	\$34,351
Female	1,047	3.66	\$20,780	1,062	3.65	\$24,427	1,024	3.40	\$24,567	993	3.49	\$27,507	932	3.29	\$28,651
Age Group	Cases	Avg LOS	Avg Bill	Cases	Avg LOS	Avg Bill	Cases	Avg LOS	Avg Bill	Cases	Avg LOS	Avg Bill	Cases	Avg LOS	Avg Bill
Ages 0-17	49	2.78	\$21,396	40	3.42	\$26,107	29	2.24	\$22,547	29	1.76	\$22,034	23	2.30	\$20,870
Ages 18-35	222	3.26	\$24,264	265	2.81	\$25,171	250	2.86	\$26,620	201	2.60	\$25,856	163	2.42	\$29,047
Ages 36-49	390	3.18	\$19,923	368	3.42	\$24,150	363	3.12	\$25,646	337	3.14	\$26,498	291	2.87	\$28,974
Ages 50-64	444	3.74	\$22,828	476	3.80	\$26,531	482	3.57	\$26,786	450	3.05	\$26,303	402	3.89	\$35,091
Ages 65+	744	4.00	\$22,023	761	3.93	\$25,844	761	3.73	\$25,436	765	3.86	\$29,716	847	3.65	\$30,962
TOTAL	1,849	3.64	\$22,026	1,910	3.63	\$25,601	1,885	3.43	\$25,934	1,782	3.34	\$27,685	1,726	3.44	\$31,273

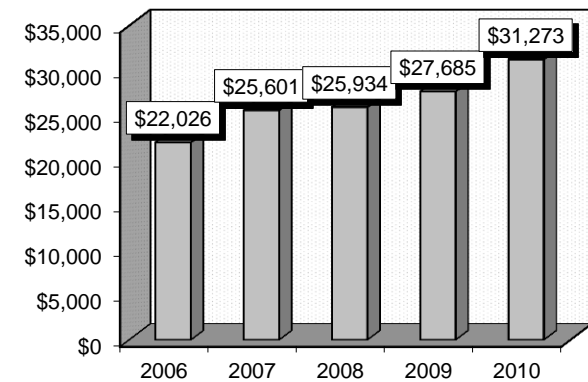
Patient Discharges



Average Length of Stay



Average Billed Charges



County / Hospital	2006			2007			2008			2009			2010		
	Cases	Avg LOS	Avg Bill	Cases	Avg LOS	Avg Bill	Cases	Avg LOS	Avg Bill	Cases	Avg LOS	Avg Bill	Cases	Avg LOS	Avg Bill
CLARK															
Centennial Hills	0	0.00	\$0	0	0.00	\$0	61	2.74	\$20,332	106	3.17	\$28,116	83	3.10	\$31,709
Desert Springs	116	3.72	\$20,246	107	4.22	\$26,202	111	3.23	\$25,022	109	3.87	\$30,074	80	3.86	\$32,530
Mountain View	98	3.82	\$24,496	124	3.13	\$22,990	115	3.38	\$24,167	130	2.94	\$27,054	131	4.05	\$36,045
North Vista	23	2.96	\$19,148	16	3.38	\$22,615	14	4.21	\$31,884	18	4.11	\$31,158	15	3.73	\$31,936
St. Rose-Rose de Lima	76	3.36	\$20,184	59	2.73	\$23,580	50	3.32	\$27,462	24	4.29	\$32,407	49	4.73	\$38,782
St. Rose-San Martin	2	2.50	\$25,715	59	2.98	\$25,869	75	3.24	\$26,361	45	3.64	\$28,010	56	2.98	\$38,016
St. Rose-Siena	101	3.10	\$20,329	120	3.62	\$26,537	96	3.48	\$28,058	80	3.89	\$30,695	89	3.64	\$32,926
Southern Hills	42	3.38	\$18,805	49	3.29	\$20,878	28	4.00	\$35,875	39	3.21	\$25,521	44	2.48	\$21,769
Spring Valley	83	3.46	\$22,739	74	3.58	\$25,054	88	3.59	\$26,163	99	2.97	\$23,748	83	2.80	\$28,143
Summerlin	107	3.17	\$21,331	75	3.69	\$28,951	82	2.99	\$26,732	94	2.98	\$27,405	78	2.65	\$27,694
Sunrise	295	3.51	\$23,173	345	3.84	\$25,688	358	3.32	\$25,690	247	3.47	\$32,797	241	3.69	\$39,683
UMC	259	4.13	\$31,990	270	3.92	\$38,141	200	3.83	\$33,799	202	3.45	\$33,438	216	2.99	\$30,543
Valley	155	3.30	\$19,959	161	3.14	\$23,102	179	3.47	\$27,246	153	2.98	\$26,709	152	2.82	\$28,253
TOTAL	1,357	3.56	\$23,584	1,459	3.60	\$27,448	1,457	3.41	\$27,193	1,346	3.34	\$29,491	1,317	3.33	\$32,881
WASHOE															
Carson Tahoe	87	3.82	\$17,461	67	2.76	\$14,973	48	3.15	\$15,715	54	3.30	\$18,465	56	3.91	\$25,191
Northern Nevada	20	3.55	\$16,611	28	3.04	\$18,588	17	3.18	\$22,937	14	3.21	\$24,582	26	2.92	\$23,452
Renown Regional	207	3.84	\$21,861	204	4.12	\$25,012	237	3.45	\$25,438	226	3.28	\$26,296	221	4.10	\$30,792
Renown S. Meadows	41	3.44	\$14,579	34	3.50	\$15,954	27	3.89	\$20,821	28	3.54	\$19,960	28	3.32	\$22,986
Saint Mary's	58	4.09	\$15,706	54	4.24	\$18,414	32	4.84	\$25,409	44	3.68	\$19,704	24	3.79	\$23,279
Sierra Surgery	1	1.00	\$9,432	0	0.00	\$0	0	0.00	\$0	0	0.00	\$0	0	0.00	\$0
TOTAL	414	3.81	\$19,069	387	3.77	\$21,093	361	3.55	\$23,680	366	3.35	\$23,798	355	3.90	\$28,247
RURAL															
Battle Mountain	0	0.00	\$0	1	3.00	\$1,092	4	2.00	\$3,265	0	0.00	\$0	2	2.00	\$2,071
Boulder City	20	4.00	\$6,535	17	4.29	\$6,768	8	4.13	\$6,750	9	3.33	\$5,726	8	3.00	\$3,848
Carson Valley	9	7.33	\$18,228	10	3.30	\$17,848	1	3.00	\$15,442	3	1.67	\$9,627	2	2.00	\$7,751
Churchill	10	3.60	\$15,152	4	6.50	\$24,872	8	3.88	\$13,251	5	3.40	\$13,214	11	3.00	\$15,534
Desert View	0	0.00	\$0	0	0.00	\$0	11	2.18	\$8,423	18	2.56	\$11,259	13	3.31	\$13,542
Grover C. Dils	1	3.00	\$2,313	2	3.00	\$3,879	0	0.00	\$0	1	5.00	\$4,341	3	3.33	\$6,193
Humboldt	1	3.00	\$5,978	1	2.00	\$1,430	4	3.75	\$8,654	3	2.33	\$8,150	0	0.00	\$0
Incline Village	0	0.00	\$0	0	0.00	\$0	1	1.00	\$8,258	0	0.00	\$0	0	0.00	\$0
Mesa View	5	2.00	\$10,095	4	4.25	\$13,457	8	2.25	\$8,976	14	2.57	\$10,290	3	2.67	\$10,817
Mount Grant	2	5.50	\$9,043	0	0.00	\$0	4	4.25	\$8,195	2	4.00	\$16,063	2	2.00	\$3,608
Northeastern	10	4.10	\$14,090	11	2.45	\$14,532	8	4.63	\$24,054	7	6.71	\$37,038	6	2.67	\$20,843
Nye	4	4.50	\$8,526	3	3.00	\$7,880	0	0.00	\$0	0	0.00	\$0	1	3.00	\$22,760
Pershing	2	4.50	\$11,201	1	1.00	\$3,750	1	6.00	\$11,869	0	0.00	\$0	0	0.00	\$0
South Lyon	3	2.33	\$2,458	3	2.67	\$2,413	1	9.00	\$10,419	1	1.00	\$3,577	0	0.00	\$0
William Bee Ririe	11	4.00	\$9,048	7	2.43	\$5,323	8	2.75	\$9,315	7	4.29	\$16,280	3	4.33	\$14,142
TOTAL	78	4.21	\$10,608	64	3.47	\$10,764	67	3.34	\$10,714	70	3.31	\$13,299	54	3.00	\$11,960
ALL COUNTIES	1,849	3.64	\$22,026	1,910	3.63	\$25,601	1,885	3.43	\$25,934	1,782	3.34	\$27,685	1,726	3.44	\$31,273

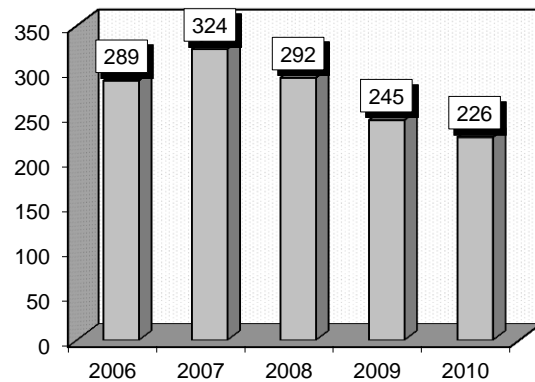
TOTAL MASTECTOMY FOR MALIGNANCY WITH COMPLICATION

Associated Procedures: Procedures that frequently accompanied mastectomy for malignancy were: 1) Venous catheterization (3893), 2) Excision of axillary lymph node (4023), 3) Biopsy of lymphatic structure (4023), 4) Open biopsy of breast (8512), 5) Insertion of totally implantable vascular access device [VAD] (8607), 6) Regional lymph node excision (403), 7) Removal of breast implant (8594), 8) Mammoplasty (8589).

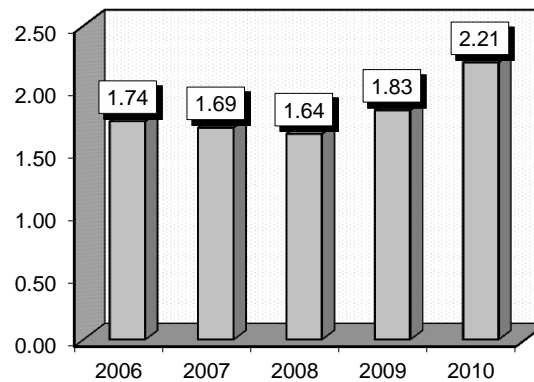
Definitions: Mastectomy: Mastectomy is undertaken in cases where the cancer is large or where tests have revealed abnormal changes in the breast tumour. In this instance, the entire breast is removed. Bilateral mastectomy is the removal of both breasts. **Malignancy:** A cancerous tumor that can invade and destroy nearby tissue and spread to other parts of the body. **Catheterization:** Passage of a tubular, flexible surgical instrument into a body channel or cavity to withdraw or introduce fluid. **Excision:** Surgical removal of a part of the body, including cancerous growth. **Axillary lymph node:** A lymph node in the armpit region that drains lymph channels from the breast. **Biopsy:** The removal of a sample of tissue for examination under a microscope to check for cancer cells. **Mammoplasty:** Any reconstructive or cosmetic surgical procedure that alters the size or shape of the breast.

Gender	2006			2007			2008			2009			2010		
	Cases	Avg LOS	Avg Bill	Cases	Avg LOS	Avg Bill	Cases	Avg LOS	Avg Bill	Cases	Avg LOS	Avg Bill	Cases	Avg LOS	Avg Bill
Male	5	1.60	\$21,186	4	1.25	\$16,986	4	1.25	\$21,187	0	0.00	\$0	3	1.00	\$29,773
Female	284	1.74	\$23,653	320	1.69	\$25,382	288	1.64	\$31,948	245	1.83	\$35,443	223	2.22	\$39,079
Age Group	Cases	Avg LOS	Avg Bill	Cases	Avg LOS	Avg Bill	Cases	Avg LOS	Avg Bill	Cases	Avg LOS	Avg Bill	Cases	Avg LOS	Avg Bill
Ages 0-17	0	0.00	\$0	0	0.00	\$0	0	0.00	\$0	0	0.00	\$0	0	0.00	\$0
Ages 18-35	4	1.25	\$34,522	11	1.45	\$26,573	9	1.11	\$36,949	8	1.38	\$51,365	5	1.20	\$50,529
Ages 36-49	56	1.95	\$26,923	59	1.58	\$25,320	56	1.84	\$40,307	55	1.69	\$45,961	44	1.89	\$46,408
Ages 50-64	85	1.74	\$25,966	105	1.45	\$25,314	104	1.62	\$33,971	85	1.86	\$34,159	68	2.82	\$42,512
Ages 65+	144	1.67	\$20,628	149	1.92	\$25,141	123	1.60	\$25,715	97	1.93	\$29,290	109	2.00	\$33,197
TOTAL	289	1.74	\$23,610	324	1.69	\$25,278	292	1.64	\$31,800	245	1.83	\$35,443	226	2.21	\$38,955

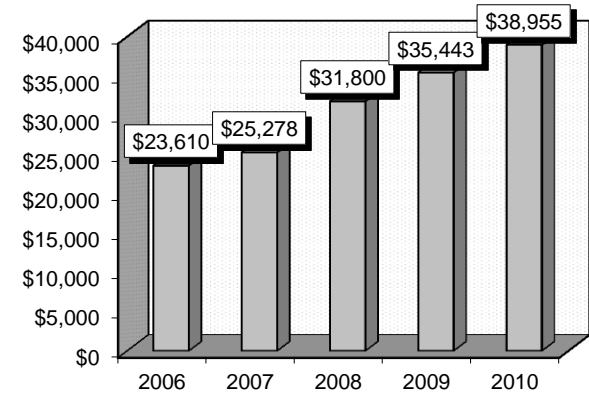
Patient Discharges



Average Length of Stay



Average Billed Charges



County / Hospital	2006			2007			2008			2009			2010		
	Cases	Avg LOS	Avg Bill	Cases	Avg LOS	Avg Bill	Cases	Avg LOS	Avg Bill	Cases	Avg LOS	Avg Bill	Cases	Avg LOS	Avg Bill
CLARK															
Centennial Hills	0	0.00	\$0	0	0.00	\$0	0	0.00	\$0	1	1.00	\$19,921	0	0.00	\$0
Desert Springs	10	3.40	\$29,539	11	1.64	\$28,949	18	2.06	\$32,090	7	4.14	\$34,024	7	5.29	\$49,559
Mountain View	39	1.59	\$16,028	15	2.80	\$28,110	21	1.71	\$23,631	21	2.10	\$33,148	16	1.31	\$29,542
North Vista	1	5.00	\$44,639	8	1.63	\$35,359	4	3.75	\$57,313	1	1.00	\$33,567	3	3.33	\$32,559
St. Rose-Rose de Lima	2	1.00	\$18,343	4	1.50	\$23,678	2	1.50	\$19,599	5	1.20	\$23,401	5	1.20	\$31,933
St. Rose-San Martin	0	0.00	\$0	4	1.25	\$23,060	6	2.83	\$45,488	1	1.00	\$20,010	0	0.00	\$0
St. Rose-Siena	7	1.71	\$24,427	8	1.13	\$23,822	4	2.50	\$29,934	5	1.80	\$34,781	4	1.25	\$28,734
Southern Hills	6	1.00	\$14,294	10	1.50	\$20,591	1	3.00	\$40,358	1	1.00	\$15,245	2	1.00	\$19,799
Spring Valley	7	1.29	\$17,445	36	1.19	\$21,028	19	1.26	\$24,338	30	1.70	\$26,567	39	1.54	\$36,251
Summerlin	8	1.88	\$24,092	28	2.29	\$33,534	16	1.88	\$36,928	15	2.73	\$40,843	11	2.00	\$42,437
Sunrise	97	1.46	\$26,115	49	1.53	\$30,660	54	1.20	\$53,383	49	1.53	\$54,281	32	1.50	\$54,873
UMC	26	2.15	\$35,835	13	1.85	\$37,750	20	1.80	\$30,751	18	1.72	\$53,850	12	3.17	\$47,862
Valley	22	1.36	\$22,094	60	1.63	\$20,621	39	1.31	\$22,395	29	1.34	\$22,745	25	3.08	\$32,556
TOTAL	225	1.66	\$24,553	246	1.67	\$26,556	204	1.60	\$35,293	183	1.80	\$38,318	156	2.09	\$40,104
WASHOE															
Carson Tahoe	1	3.00	\$32,034	0	0.00	\$0	1	2.00	\$24,575	2	1.50	\$24,767	0	0.00	\$0
Northern Nevada	1	1.00	\$19,031	1	3.00	\$37,212	3	2.33	\$32,531	0	0.00	\$0	1	1.00	\$24,318
Renown Regional	22	1.82	\$17,777	34	1.76	\$16,907	20	1.60	\$20,022	26	2.00	\$23,862	32	3.09	\$34,140
Renown S. Meadows	4	2.25	\$23,906	2	2.00	\$22,154	9	2.44	\$23,533	5	3.00	\$29,403	1	2.00	\$27,923
Saint Mary's	20	1.95	\$24,422	28	1.57	\$28,056	29	1.41	\$31,542	19	1.68	\$33,509	26	1.96	\$44,958
Sierra Surgery	0	0.00	\$0	1	2.00	\$18,526	3	2.00	\$17,068	1	3.00	\$19,339	0	0.00	\$0
TOTAL	48	1.92	\$21,380	66	1.71	\$22,128	65	1.69	\$26,159	53	1.98	\$27,792	60	2.55	\$38,561
RURAL															
Battle Mountain	0	0.00	\$0	0	0.00	\$0	0	0.00	\$0	0	0.00	\$0	0	0.00	\$0
Boulder City	0	0.00	\$0	0	0.00	\$0	0	0.00	\$0	0	0.00	\$0	0	0.00	\$0
Carson Valley	0	0.00	\$0	0	0.00	\$0	0	0.00	\$0	0	0.00	\$0	0	0.00	\$0
Churchill	8	2.38	\$18,480	2	2.00	\$15,410	9	1.89	\$16,147	6	1.50	\$20,615	5	2.40	\$28,600
Desert View	0	0.00	\$0	0	0.00	\$0	1	2.00	\$12,466	0	0.00	\$0	1	1.00	\$12,867
Grover C. Dils	0	0.00	\$0	0	0.00	\$0	0	0.00	\$0	0	0.00	\$0	0	0.00	\$0
Humboldt	0	0.00	\$0	0	0.00	\$0	0	0.00	\$0	1	1.00	\$16,991	0	0.00	\$0
Incline Village	0	0.00	\$0	0	0.00	\$0	0	0.00	\$0	0	0.00	\$0	0	0.00	\$0
Mesa View	1	1.00	\$11,593	1	1.00	\$9,931	6	2.17	\$17,065	0	0.00	\$0	1	2.00	\$15,797
Mount Grant	0	0.00	\$0	0	0.00	\$0	0	0.00	\$0	0	0.00	\$0	0	0.00	\$0
Northeastern	7	2.43	\$16,190	8	2.00	\$18,223	7	1.29	\$17,927	2	2.50	\$28,787	3	1.67	\$20,771
Nye	0	0.00	\$0	0	0.00	\$0	0	0.00	\$0	0	0.00	\$0	0	0.00	\$0
Pershing	0	0.00	\$0	0	0.00	\$0	0	0.00	\$0	0	0.00	\$0	0	0.00	\$0
South Lyon	0	0.00	\$0	0	0.00	\$0	0	0.00	\$0	0	0.00	\$0	0	0.00	\$0
William Bee Ririe	0	0.00	\$0	1	1.00	\$10,517	0	0.00	\$0	0	0.00	\$0	0	0.00	\$0
TOTAL	16	2.31	\$17,048	12	1.83	\$16,421	23	1.78	\$16,768	9	1.67	\$22,028	10	2.00	\$23,397
ALL COUNTIES	289	1.74	\$23,610	324	1.69	\$25,278	292	1.64	\$31,800	245	1.83	\$35,443	226	2.21	\$38,955

OPERATING ROOM PROCEDURES FOR OBESITY

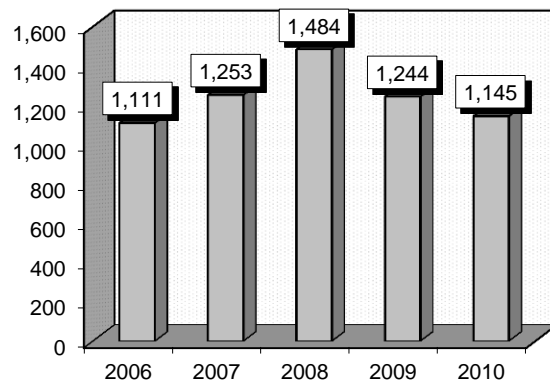
Associated Procedures: Procedures that frequently accompanied procedures for obesity were: 1) Laparoscopic gastroenterostomy (4438), 2) Laparoscopic gastric restriction procedure (4495), 3) Laparoscopic peritoneal adhesiolysis (5451), 4) Abdominal repair of diaphragmatic hernia (537), 5) Laparoscopic gastroplasty (4468).

Definitions: Laproscopy: The insertion of a thin lighted tube with a camera (laparoscope) used to assist in operations without the need for making large incisions.

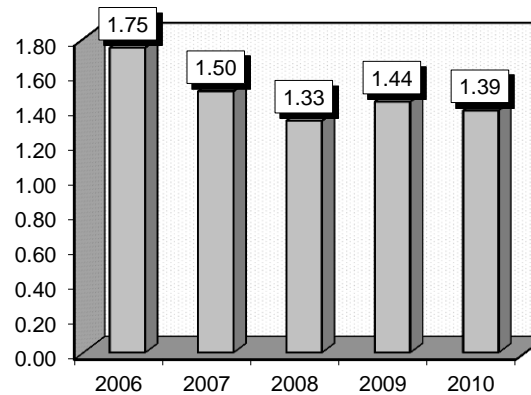
Gastroenterostomy: The surgical creation of a connection between the stomach and the jejunum. **Jejunum:** The longest part of the small intestine extending from the duodenum to the ileum. **Duodenum:** The first part of the small intestine. It is located below the stomach. **Ileum:** The lowest section of the small intestine. It is involved in absorbing digested food into the body. **Peritoneal:** A membrane that lines the wall of the abdominal cavity. **Adhesiolysis:** The treatment for the removal of scarlike tissue that forms between two surfaces within the body. **Diaphragmatic hernia:** A hole in the diaphragm through which the bowels can pass through. **Gastroplasty:** Any surgical treatment of the stomach or lower esophagus used to decrease the size of the stomach. This procedure is often done by dividing the stomach into a large and small pouch through the use of staples.

Gender	2006			2007			2008			2009			2010		
	Cases	Avg LOS	Avg Bill	Cases	Avg LOS	Avg Bill	Cases	Avg LOS	Avg Bill	Cases	Avg LOS	Avg Bill	Cases	Avg LOS	Avg Bill
Male	239	1.80	\$36,608	311	1.45	\$36,023	397	1.26	\$37,476	344	1.47	\$41,596	295	1.38	\$44,876
Female	872	1.73	\$34,749	942	1.51	\$37,190	1,087	1.36	\$36,145	900	1.43	\$37,891	850	1.39	\$42,522
Age Group	Cases	Avg LOS	Avg Bill	Cases	Avg LOS	Avg Bill	Cases	Avg LOS	Avg Bill	Cases	Avg LOS	Avg Bill	Cases	Avg LOS	Avg Bill
Ages 0-17	9	8.11	\$62,461	14	4.14	\$26,030	7	1.71	\$65,422	0	0.00	\$0	2	2.50	\$33,215
Ages 18-35	245	1.40	\$32,362	260	1.36	\$37,908	284	1.24	\$35,418	220	1.34	\$38,183	172	1.37	\$41,053
Ages 36-49	437	1.64	\$34,727	450	1.45	\$36,591	541	1.37	\$36,572	446	1.36	\$37,823	377	1.41	\$43,620
Ages 50-64	348	1.98	\$37,677	446	1.51	\$36,750	499	1.34	\$36,740	423	1.60	\$40,453	409	1.47	\$44,486
Ages 65+	72	1.67	\$31,568	83	1.66	\$38,058	153	1.31	\$36,161	155	1.39	\$38,905	185	1.16	\$41,164
TOTAL	1,111	1.75	\$35,149	1,253	1.50	\$36,900	1,484	1.33	\$36,501	1,244	1.44	\$38,916	1,145	1.39	\$43,129

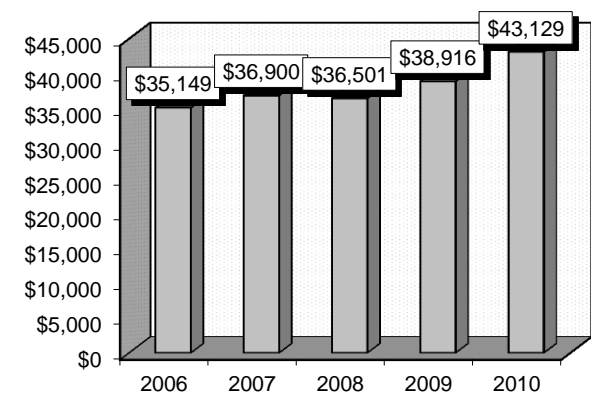
Patient Discharges



Average Length of Stay



Average Billed Charges



County / Hospital	2006			2007			2008			2009			2010		
	Cases	Avg LOS	Avg Bill	Cases	Avg LOS	Avg Bill	Cases	Avg LOS	Avg Bill	Cases	Avg LOS	Avg Bill	Cases	Avg LOS	Avg Bill
CLARK															
Centennial Hills	0	0.00	\$0	0	0.00	\$0	0	0.00	\$0	0	0.00	\$0	0	0.00	\$0
Desert Springs	228	1.68	\$26,346	210	1.52	\$37,234	69	1.32	\$35,213	130	1.25	\$47,041	140	1.21	\$50,566
Mountain View	75	1.85	\$61,514	131	1.46	\$53,826	98	1.24	\$44,110	27	2.33	\$81,834	21	1.67	\$68,181
North Vista	242	1.54	\$40,855	298	1.36	\$39,676	740	1.10	\$34,258	560	1.13	\$35,577	520	1.14	\$39,148
St. Rose-Rose de Lima	227	1.24	\$25,811	332	1.12	\$30,204	289	1.30	\$32,865	199	1.58	\$39,075	141	1.81	\$52,651
St. Rose-San Martin	0	0.00	\$0	0	0.00	\$0	0	0.00	\$0	0	0.00	\$0	0	0.00	\$0
St. Rose-Siena	1	9.00	\$62,797	1	2.00	\$72,381	0	0.00	\$0	1	3.00	\$58,323	0	0.00	\$0
Southern Hills	0	0.00	\$0	0	0.00	\$0	0	0.00	\$0	0	0.00	\$0	1	2.00	\$45,585
Spring Valley	1	9.00	\$79,881	0	0.00	\$0	0	0.00	\$0	0	0.00	\$0	0	0.00	\$0
Summerlin	88	1.50	\$35,298	53	1.43	\$34,133	13	1.23	\$53,096	10	1.40	\$56,148	6	1.17	\$65,529
Sunrise	4	16.25	\$109,515	1	17.00	\$104,250	0	0.00	\$0	0	0.00	\$0	1	3.00	\$79,244
UMC	1	25.00	\$168,469	14	3.29	\$31,317	30	2.23	\$86,719	22	2.27	\$76,294	12	2.83	\$97,126
Valley	6	2.17	\$44,589	2	2.00	\$43,583	7	2.71	\$74,395	0	0.00	\$0	0	0.00	\$0
TOTAL	873	1.64	\$34,925	1,042	1.37	\$37,651	1,246	1.21	\$36,448	949	1.30	\$40,382	842	1.31	\$45,101
WASHOE															
Carson Tahoe	20	2.35	\$31,715	0	0.00	\$0	0	0.00	\$0	0	0.00	\$0	0	0.00	\$0
Northern Nevada	2	3.00	\$26,415	2	2.00	\$47,149	1	1.00	\$35,682	0	0.00	\$0	0	0.00	\$0
Renown Regional	51	2.29	\$37,380	37	2.30	\$32,027	49	2.35	\$31,510	46	2.02	\$30,834	28	1.93	\$37,755
Renown S. Meadows	58	2.33	\$35,907	49	2.22	\$31,654	63	1.98	\$33,710	97	1.64	\$31,065	95	1.51	\$34,326
Saint Mary's	107	1.92	\$36,311	123	2.00	\$33,925	124	1.85	\$40,513	146	2.03	\$37,716	177	1.62	\$39,539
Sierra Surgery	0	0.00	\$0	0	0.00	\$0	1	1.00	\$26,748	6	1.17	\$25,134	3	1.67	\$30,231
TOTAL	238	2.14	\$35,972	211	2.10	\$33,190	238	1.98	\$36,781	295	1.88	\$34,200	303	1.61	\$37,648
RURAL															
Battle Mountain	0	0.00	\$0	0	0.00	\$0	0	0.00	\$0	0	0.00	\$0	0	0.00	\$0
Boulder City	0	0.00	\$0	0	0.00	\$0	0	0.00	\$0	0	0.00	\$0	0	0.00	\$0
Carson Valley	0	0.00	\$0	0	0.00	\$0	0	0.00	\$0	0	0.00	\$0	0	0.00	\$0
Churchill	0	0.00	\$0	0	0.00	\$0	0	0.00	\$0	0	0.00	\$0	0	0.00	\$0
Desert View	0	0.00	\$0	0	0.00	\$0	0	0.00	\$0	0	0.00	\$0	0	0.00	\$0
Grover C. Dils	0	0.00	\$0	0	0.00	\$0	0	0.00	\$0	0	0.00	\$0	0	0.00	\$0
Humboldt	0	0.00	\$0	0	0.00	\$0	0	0.00	\$0	0	0.00	\$0	0	0.00	\$0
Incline Village	0	0.00	\$0	0	0.00	\$0	0	0.00	\$0	0	0.00	\$0	0	0.00	\$0
Mesa View	0	0.00	\$0	0	0.00	\$0	0	0.00	\$0	0	0.00	\$0	0	0.00	\$0
Mount Grant	0	0.00	\$0	0	0.00	\$0	0	0.00	\$0	0	0.00	\$0	0	0.00	\$0
Northeastern	0	0.00	\$0	0	0.00	\$0	0	0.00	\$0	0	0.00	\$0	0	0.00	\$0
Nye	0	0.00	\$0	0	0.00	\$0	0	0.00	\$0	0	0.00	\$0	0	0.00	\$0
Pershing	0	0.00	\$0	0	0.00	\$0	0	0.00	\$0	0	0.00	\$0	0	0.00	\$0
South Lyon	0	0.00	\$0	0	0.00	\$0	0	0.00	\$0	0	0.00	\$0	0	0.00	\$0
William Bee Ririe	0	0.00	\$0	0	0.00	\$0	0	0.00	\$0	0	0.00	\$0	0	0.00	\$0
TOTAL	0	0.00	\$0	0	0.00	\$0	0	0.00	\$0	0	0.00	\$0	0	0.00	\$0
ALL COUNTIES	1,111	1.75	\$35,149	1,253	1.50	\$36,900	1,484	1.33	\$36,501	1,244	1.44	\$38,916	1,145	1.39	\$43,129

DIABETES

Associated Diagnoses: Diagnoses that frequently accompanied diabetes were: 1) Hypertension (4019), 2) Diabetes with other specified manifestations such as diabetic hypoglycemia and hypoglycemic shock (25080), 3) Long term use of insulin (V5867), 4) Tobacco use disorder (3051), 5) Dehydration (27651), 6) Diabetes Mellitus with ketoacidosis (25011), 7) History of past noncompliance (V1581).

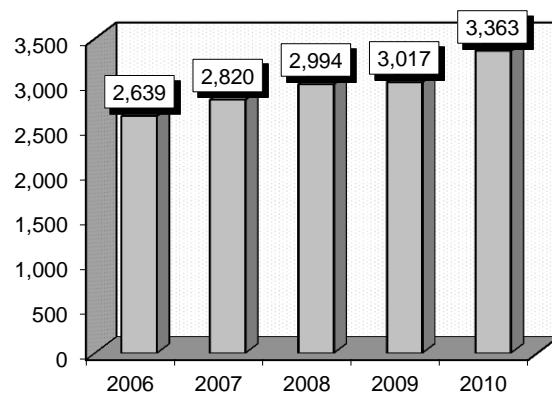
Definition: Hypertension: Elevated blood pressure persistently exceeding 140/90. Essential hypertension, the most common kind, has no single identifiable cause.

Ketoacidosis: High blood glucose; often caused by illness or taking too little insulin. A life-threatening condition in which ketones, which result from the breakdown of fat for energy, accumulate in the bloodstream and the pH of the blood decreases.

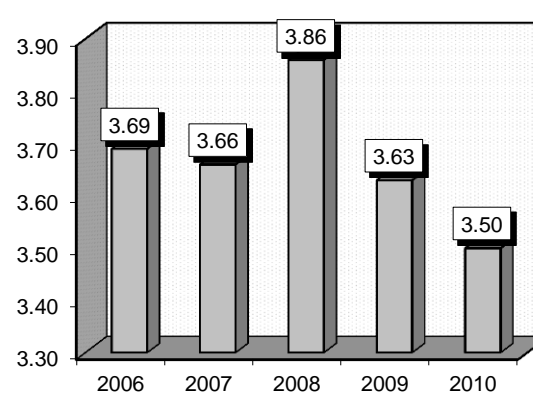
Comments: Diabetes is a disease in which blood sugar (glucose) levels are abnormally high because the body does not produce enough insulin. In Type 1 diabetes more than 90% of the insulin-producing cells of the pancreas are permanently destroyed. The pancreas produces little or no insulin. Most people who have Type 1 diabetes develop the disease before age 30. In Type 2 diabetes, the pancreas continues to produce insulin, sometimes even at higher than normal levels. However, the body develops resistance to the effects of insulin, so there is not enough insulin to meet the body's needs. Type 2 diabetes may occur in children and adolescents but usually begins in people older than 30 and becomes progressively more common with age.

Gender	2006			2007			2008			2009			2010		
	Cases	Avg LOS	Avg Bill	Cases	Avg LOS	Avg Bill	Cases	Avg LOS	Avg Bill	Cases	Avg LOS	Avg Bill	Cases	Avg LOS	Avg Bill
Male	1,423	3.55	\$20,420	1,581	3.67	\$24,081	1,702	3.80	\$25,934	1,672	3.77	\$28,273	1,885	3.59	\$30,525
Female	1,216	3.85	\$22,255	1,239	3.65	\$24,115	1,292	3.93	\$25,865	1,345	3.46	\$26,502	1,478	3.37	\$28,577
Age Group	Cases	Avg LOS	Avg Bill	Cases	Avg LOS	Avg Bill	Cases	Avg LOS	Avg Bill	Cases	Avg LOS	Avg Bill	Cases	Avg LOS	Avg Bill
Ages 0-17	294	3.07	\$11,655	326	2.84	\$12,681	319	3.08	\$14,115	329	2.82	\$15,030	306	2.87	\$15,490
Ages 18-35	608	3.56	\$21,746	687	3.58	\$25,995	768	3.22	\$25,468	777	3.05	\$24,989	928	3.09	\$27,162
Ages 36-49	639	3.73	\$23,298	667	3.78	\$26,601	672	3.94	\$27,240	628	4.22	\$31,628	706	3.74	\$31,813
Ages 50-64	571	4.15	\$23,582	596	4.10	\$25,791	641	3.90	\$27,445	702	4.17	\$31,579	773	3.85	\$34,007
Ages 65+	527	3.64	\$21,098	544	3.64	\$23,610	594	4.96	\$29,627	581	3.60	\$28,445	650	3.68	\$32,436
TOTAL	2,639	3.69	\$21,266	2,820	3.66	\$24,096	2,994	3.86	\$25,904	3,017	3.63	\$27,484	3,363	3.50	\$29,669

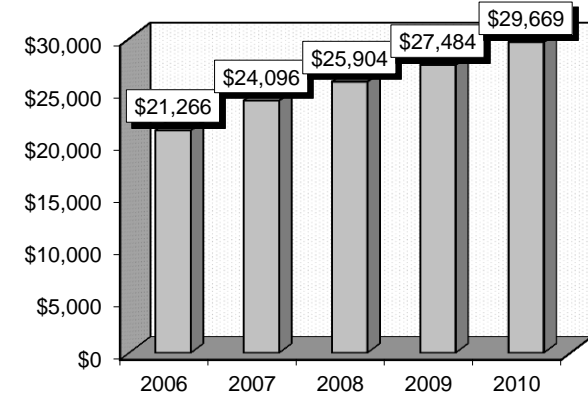
Patient Discharges



Average Length of Stay



Average Billed Charges



County / Hospital	2006			2007			2008			2009			2010		
	Cases	Avg LOS	Avg Bill	Cases	Avg LOS	Avg Bill	Cases	Avg LOS	Avg Bill	Cases	Avg LOS	Avg Bill	Cases	Avg LOS	Avg Bill
CLARK															
Centennial Hills	0	0.00	\$0	0	0.00	\$0	114	3.43	\$28,009	137	3.24	\$29,112	140	3.47	\$36,258
Desert Springs	163	3.47	\$21,610	174	4.39	\$25,213	147	3.35	\$24,988	172	3.40	\$26,672	151	3.74	\$29,529
Mountain View	134	3.54	\$21,584	157	3.76	\$27,124	161	3.48	\$28,714	172	3.90	\$35,396	222	3.72	\$39,739
North Vista	142	4.61	\$31,432	135	4.53	\$31,465	133	5.32	\$36,523	137	3.92	\$33,007	203	3.88	\$33,489
St. Rose-Rose de Lima	108	4.12	\$27,809	109	3.10	\$25,013	124	3.13	\$25,352	129	4.03	\$30,812	151	3.70	\$33,639
St. Rose-San Martin	5	2.80	\$16,595	70	3.00	\$22,814	97	3.79	\$25,878	94	2.80	\$22,839	117	3.15	\$26,533
St. Rose-Siena	145	2.94	\$20,387	128	3.86	\$26,184	122	3.62	\$22,671	157	3.30	\$27,116	148	3.07	\$28,110
Southern Hills	39	3.79	\$21,856	50	3.20	\$22,124	42	4.02	\$29,271	46	4.15	\$33,435	48	3.31	\$33,594
Spring Valley	126	3.14	\$21,389	118	3.32	\$22,695	148	3.60	\$29,387	133	3.20	\$28,966	168	4.15	\$43,849
Summerlin	122	3.70	\$26,506	154	3.26	\$28,591	165	2.94	\$26,363	180	2.87	\$26,945	198	2.87	\$28,499
Sunrise	317	3.55	\$21,071	310	3.69	\$26,132	347	4.53	\$28,721	303	4.54	\$34,878	295	3.81	\$38,804
UMC	494	4.33	\$20,889	567	3.95	\$26,114	505	3.99	\$25,458	452	4.13	\$27,349	498	3.57	\$24,530
Valley	192	4.58	\$28,308	219	4.09	\$29,445	241	3.84	\$30,878	198	3.66	\$34,350	235	3.39	\$32,756
TOTAL	1,987	3.88	\$23,219	2,191	3.81	\$26,523	2,346	3.86	\$27,689	2,310	3.74	\$30,102	2,574	3.56	\$32,433
WASHOE															
Carson Tahoe	120	2.61	\$16,275	93	2.52	\$13,096	98	2.98	\$16,697	110	2.60	\$15,433	102	3.14	\$20,543
Northern Nevada	41	2.73	\$17,917	32	2.88	\$17,848	45	3.40	\$22,843	31	2.45	\$20,564	45	2.58	\$23,263
Renown Regional	229	3.50	\$16,974	227	3.38	\$18,435	255	3.87	\$23,826	279	3.88	\$23,112	316	3.74	\$24,435
Renown S. Meadows	16	2.56	\$14,529	34	2.47	\$15,129	39	3.05	\$18,880	36	3.19	\$23,271	36	2.89	\$22,868
Saint Mary's	112	3.30	\$16,148	103	3.77	\$17,395	83	3.19	\$17,199	103	3.57	\$19,511	115	3.23	\$17,410
Sierra Surgery	0	0.00	\$0	0	0.00	\$0	0	0.00	\$0	0	0.00	\$0	0	0.00	\$0
TOTAL	518	3.16	\$16,633	489	3.20	\$16,932	520	3.49	\$20,969	559	3.45	\$20,806	614	3.41	\$22,295
RURAL															
Battle Mountain	3	1.67	\$2,565	1	2.00	\$1,837	1	1.00	\$6,838	0	0.00	\$0	0	0.00	\$0
Boulder City	9	2.89	\$8,228	6	4.00	\$11,334	9	4.22	\$12,228	11	1.91	\$4,920	13	3.69	\$7,333
Carson Valley	8	3.50	\$12,341	16	3.75	\$18,388	14	7.43	\$31,691	14	3.43	\$19,920	17	2.06	\$16,557
Churchill	14	5.00	\$17,925	20	4.30	\$16,478	22	3.41	\$15,560	33	2.94	\$12,261	39	3.72	\$18,424
Desert View	0	0.00	\$0	0	0.00	\$0	3	1.67	\$5,514	5	2.20	\$8,053	6	2.67	\$10,501
Grover C. Dils	0	0.00	\$0	2	2.00	\$8,989	3	2.33	\$5,315	2	3.00	\$5,510	2	2.50	\$6,779
Humboldt	7	3.14	\$5,121	10	2.90	\$5,400	14	22.29	\$14,833	13	2.62	\$9,942	8	2.00	\$9,445
Incline Village	1	2.00	\$21,319	0	0.00	\$0	0	0.00	\$0	0	0.00	\$0	0	0.00	\$0
Mesa View	12	1.83	\$8,855	10	2.30	\$8,892	7	1.57	\$8,045	9	2.44	\$11,922	13	1.92	\$10,614
Mount Grant	12	2.67	\$5,143	11	3.73	\$8,762	4	3.25	\$7,157	9	3.22	\$7,908	9	3.00	\$9,589
Northeastern	44	2.50	\$11,959	29	2.24	\$13,198	24	1.88	\$11,114	33	2.24	\$15,022	43	2.60	\$20,916
Nye	2	1.00	\$3,710	5	2.20	\$7,213	2	3.50	\$7,226	3	1.67	\$6,981	3	2.67	\$12,871
Pershing	3	2.67	\$4,546	9	2.22	\$4,038	7	2.86	\$8,964	4	2.50	\$6,339	2	2.00	\$3,905
South Lyon	7	3.00	\$4,556	9	1.67	\$2,680	9	2.33	\$4,784	5	3.40	\$4,950	4	2.25	\$6,927
William Bee Ririe	12	3.17	\$11,127	12	3.17	\$10,807	9	2.33	\$8,891	7	3.00	\$12,602	16	2.63	\$10,013
TOTAL	134	2.88	\$10,218	140	2.99	\$11,142	128	5.31	\$13,242	148	2.67	\$11,835	175	2.81	\$14,888
ALL COUNTIES	2,639	3.69	\$21,266	2,820	3.66	\$24,096	2,994	3.86	\$25,904	3,017	3.63	\$27,484	3,363	3.50	\$29,669

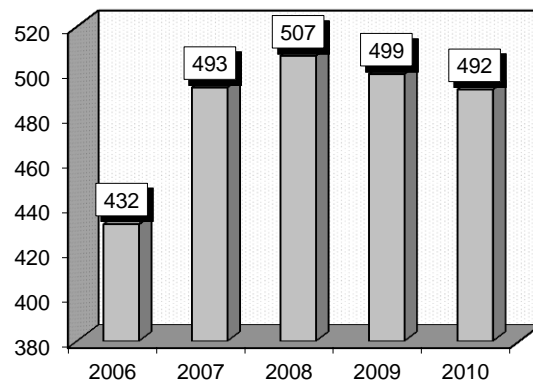
ENDOCRINE DISORDERS

Associated Diagnoses: Diagnoses that frequently accompanied endocrine disorders were: 1) Hypertension (4019), 2) Unspecified acquired hypothyroidism (2449), 3) Hypopotassemia (2768), 4) Disorders of neurohypophysis (2536), 5) Tobacco use disorder (3051), 6) Malignant neoplasm of the thyroid gland (193), 7) Diabetes Mellitus II (25000), 8) Thyrotoxicosis (2424-9).

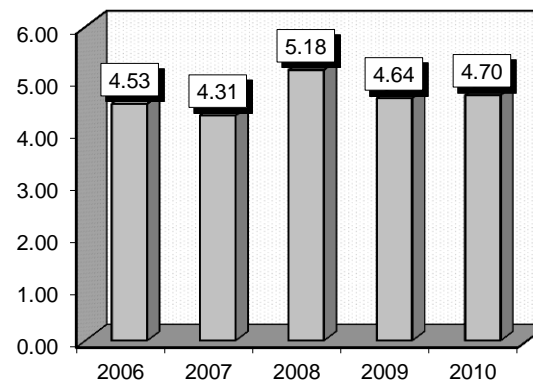
Definitions: **Hypertension:** Elevated blood pressure persistently exceeding 140/90. Essential hypertension, the most common kind, has no single identifiable cause. **Hypothyroidism:** A condition in which the thyroid gland produces an insufficient amount of thyroid hormone. The resulting lowered metabolism interferes with the normal breakdown of "old" hormones and causes lethargy. **Hypopotassemia:** A deficiency of potassium. **Neurohypophysis:** Also known as the posterior lobe of the pituitary gland, it is composed of nervous tissue and is connected to the hypothalamus of the brain by the narrow stalk. **Malignant neoplasm:** Malignant tumor: a tumor that is malignant and tends to spread to other parts of the body. **Diabetes mellitus:** A group of disorders in which the body is unable to competently process blood sugars leading to hyperglycemia. This can lead to a host of ailments including poor circulation, kidney disorders and blindness. **Hyperglycemia:** A condition in which an excessive amount of glucose circulates in the blood plasma. **Thyrotoxicosis:** Another name for hyperthyroidism or high levels of thyroid hormone.

Gender	2006			2007			2008			2009			2010		
	Cases	Avg LOS	Avg Bill	Cases	Avg LOS	Avg Bill	Cases	Avg LOS	Avg Bill	Cases	Avg LOS	Avg Bill	Cases	Avg LOS	Avg Bill
Male	151	4.56	\$27,407	177	4.76	\$31,513	175	5.29	\$34,374	134	4.07	\$28,816	159	5.16	\$40,422
Female	281	4.52	\$25,346	316	4.06	\$26,812	332	5.12	\$29,170	365	4.85	\$30,583	333	4.48	\$38,000
Age Group	Cases	Avg LOS	Avg Bill	Cases	Avg LOS	Avg Bill	Cases	Avg LOS	Avg Bill	Cases	Avg LOS	Avg Bill	Cases	Avg LOS	Avg Bill
Ages 0-17	27	2.89	\$13,868	25	4.92	\$22,930	28	3.75	\$16,848	27	5.19	\$30,938	23	4.04	\$30,410
Ages 18-35	54	3.28	\$17,465	67	2.82	\$18,828	69	2.99	\$21,179	60	3.05	\$22,430	64	3.42	\$27,477
Ages 36-49	98	3.89	\$25,722	98	3.41	\$21,167	110	4.40	\$31,419	125	3.27	\$26,070	116	4.53	\$34,857
Ages 50-64	105	4.37	\$26,358	114	4.71	\$31,942	122	5.12	\$34,274	102	4.57	\$33,243	107	4.88	\$40,917
Ages 65+	148	5.84	\$31,451	189	4.98	\$34,391	178	6.77	\$34,433	185	6.04	\$33,479	182	5.23	\$45,063
TOTAL	432	4.53	\$26,066	493	4.31	\$28,500	507	5.18	\$30,966	499	4.64	\$30,109	492	4.70	\$38,783

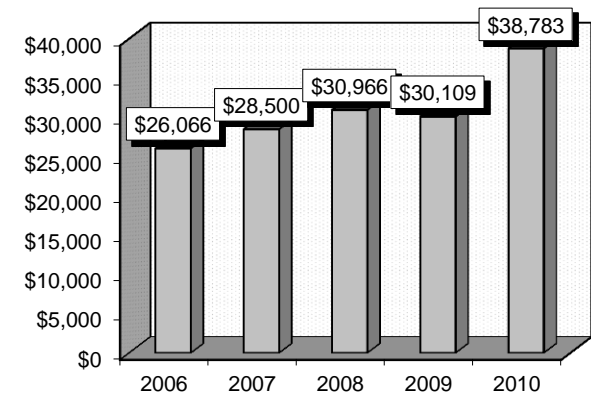
Patient Discharges



Average Length of Stay



Average Billed Charges



County / Hospital	2006			2007			2008			2009			2010		
	Cases	Avg LOS	Avg Bill	Cases	Avg LOS	Avg Bill	Cases	Avg LOS	Avg Bill	Cases	Avg LOS	Avg Bill	Cases	Avg LOS	Avg Bill
CLARK															
Centennial Hills	0	0.00	\$0	0	0.00	\$0	13	4.00	\$28,813	14	5.57	\$43,228	26	5.31	\$40,829
Desert Springs	17	4.82	\$36,021	17	5.53	\$50,708	20	6.65	\$43,318	23	4.26	\$39,280	17	4.53	\$43,318
Mountain View	35	5.37	\$34,899	41	4.15	\$34,527	30	4.97	\$41,188	25	3.44	\$33,315	31	4.81	\$42,896
North Vista	7	9.00	\$82,609	6	5.50	\$48,965	15	5.47	\$34,951	7	4.86	\$35,913	8	11.00	\$119,867
St. Rose-Rose de Lima	18	3.89	\$25,494	21	3.81	\$35,745	18	6.11	\$45,083	18	3.72	\$29,400	18	6.11	\$56,346
St. Rose-San Martin	0	0.00	\$0	6	3.67	\$24,813	19	4.53	\$30,005	11	4.00	\$27,050	20	5.20	\$47,296
St. Rose-Siena	40	4.97	\$31,787	35	4.77	\$32,515	39	5.13	\$37,726	27	3.89	\$35,666	39	5.05	\$41,700
Southern Hills	11	4.18	\$23,986	12	3.83	\$23,138	13	5.54	\$37,680	4	1.75	\$20,231	3	2.33	\$27,180
Spring Valley	11	6.73	\$35,985	13	5.00	\$42,373	12	5.00	\$36,963	9	4.56	\$43,452	8	3.25	\$33,831
Summerlin	23	6.48	\$37,560	27	3.89	\$27,482	23	4.96	\$47,719	24	4.54	\$48,282	29	3.90	\$37,341
Sunrise	67	3.66	\$18,371	101	3.64	\$21,645	79	3.41	\$21,889	85	3.65	\$26,926	74	3.11	\$26,132
UMC	72	3.61	\$19,924	77	3.73	\$26,187	82	5.12	\$28,306	99	4.19	\$25,249	81	3.88	\$32,566
Valley	28	6.18	\$35,346	25	6.40	\$43,418	33	4.61	\$37,517	34	5.41	\$44,219	38	5.79	\$55,969
TOTAL	329	4.71	\$28,331	381	4.19	\$30,098	396	4.80	\$33,265	380	4.15	\$32,382	392	4.52	\$40,323
WASHOE															
Carson Tahoe	15	6.13	\$28,551	12	5.58	\$29,643	12	3.50	\$19,028	18	2.72	\$17,529	11	4.36	\$24,689
Northern Nevada	4	2.25	\$20,125	9	2.56	\$19,061	7	4.29	\$32,106	10	3.80	\$32,429	5	3.80	\$26,860
Renown Regional	44	3.73	\$20,002	38	5.42	\$27,271	47	4.26	\$23,091	39	3.95	\$22,660	53	5.32	\$36,384
Renown S. Meadows	3	7.00	\$27,442	10	3.00	\$20,549	7	4.71	\$30,819	5	3.60	\$27,424	5	2.20	\$18,983
Saint Mary's	24	3.00	\$13,414	29	5.10	\$21,321	22	5.82	\$24,382	25	4.68	\$28,548	15	9.27	\$44,373
Sierra Surgery	0	0.00	\$0	0	0.00	\$0	0	0.00	\$0	0	0.00	\$0	0	0.00	\$0
TOTAL	90	3.98	\$19,923	98	4.84	\$24,361	95	4.56	\$24,110	97	3.88	\$24,478	89	5.61	\$34,773
RURAL															
Battle Mountain	1	1.00	\$2,418	0	0.00	\$0	0	0.00	\$0	2	1.50	\$2,571	0	0.00	\$0
Boulder City	1	9.00	\$11,429	2	3.50	\$9,185	1	5.00	\$3,639	1	4.00	\$10,320	1	4.00	\$10,326
Carson Valley	2	4.50	\$21,331	3	5.67	\$17,835	3	2.67	\$14,361	3	3.33	\$11,517	0	0.00	\$0
Churchill	3	4.67	\$19,144	3	4.00	\$18,482	2	1.00	\$3,860	3	2.67	\$15,012	2	2.00	\$8,785
Desert View	0	0.00	\$0	0	0.00	\$0	2	3.50	\$20,382	4	1.25	\$7,053	4	4.00	\$17,637
Grover C. Dils	0	0.00	\$0	0	0.00	\$0	0	0.00	\$0	1	5.00	\$11,056	0	0.00	\$0
Humboldt	2	4.50	\$4,225	0	0.00	\$0	3	84.00	\$20,058	1	306.00	\$106,843	0	0.00	\$0
Incline Village	0	0.00	\$0	0	0.00	\$0	0	0.00	\$0	0	0.00	\$0	0	0.00	\$0
Mesa View	1	2.00	\$4,846	0	0.00	\$0	1	1.00	\$3,083	1	1.00	\$1,931	1	1.00	\$5,411
Mount Grant	1	5.00	\$13,727	1	6.00	\$13,897	0	0.00	\$0	0	0.00	\$0	0	0.00	\$0
Northeastern	0	0.00	\$0	0	0.00	\$0	2	1.50	\$10,338	3	4.00	\$20,153	2	5.00	\$29,663
Nye	1	2.00	\$4,514	2	2.00	\$10,661	0	0.00	\$0	0	0.00	\$0	1	4.00	\$16,536
Pershing	0	0.00	\$0	0	0.00	\$0	0	0.00	\$0	0	0.00	\$0	0	0.00	\$0
South Lyon	1	1.00	\$1,034	1	2.00	\$5,621	0	0.00	\$0	0	0.00	\$0	0	0.00	\$0
William Bee Ririe	0	0.00	\$0	2	2.50	\$13,706	2	7.50	\$28,552	3	2.67	\$13,715	0	0.00	\$0
TOTAL	13	4.00	\$11,270	14	3.79	\$13,969	16	18.31	\$14,765	22	16.45	\$15,668	11	3.55	\$16,338
ALL COUNTIES	432	4.53	\$26,066	493	4.31	\$28,500	507	5.18	\$30,966	499	4.64	\$30,109	492	4.70	\$38,783

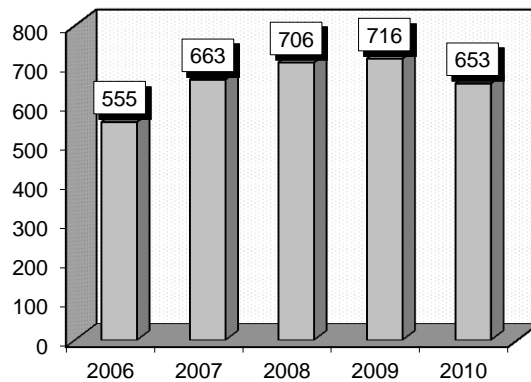
KIDNEY AND URETER PROCEDURES FOR NON-NEOPLASM

Associated Procedures: Procedures that frequently accompanied kidney and ureter procedures were: 1) Percutaneous nephrostomy (5503,4), 2) Ureteral catheterization (598), 3) Percutaneous pyelogram (8775), 4) Cystoscopy (5732), 5) Nephroureterectomy (5551), 6) Ureteroneoscystostomy (5674), 7) Correction of ureteropelvic junction (5587).

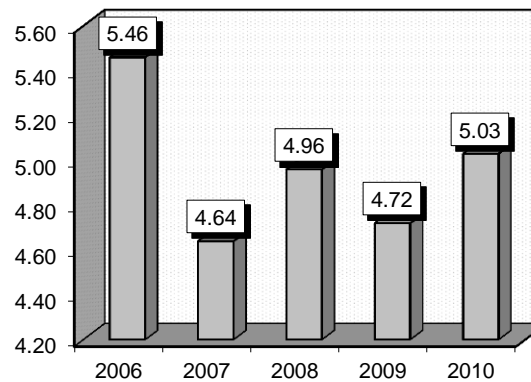
Definitions: **Percutaneous:** A procedure performed through a small opening made in the skin. **Percutaneous nephrostomy:** A method of draining an obstructed kidney by inserting a fine tube through the skin and into the collecting system of the kidney. **Catheterization:** Insertion of a slender tube through the urethra or through the anterior abdominal wall into the bladder, urinary reservoir, or urinary conduit. **Pyelogram:** An X ray of the kidneys and ureters. **Cystoscopy:** Examination of the bladder and urethra using a cystoscope, inserted into the urethra. A cystoscope is a thin, tube-like instrument with a light and a lens for viewing. **Nephroureterectomy:** Surgery to remove a kidney and its ureter. Also called ureteronephrectomy. **Ureteropelvic junction:** The anatomical location where the inside of the kidney connects to the ureter.

Gender	2006			2007			2008			2009			2010		
	Cases	Avg LOS	Avg Bill	Cases	Avg LOS	Avg Bill	Cases	Avg LOS	Avg Bill	Cases	Avg LOS	Avg Bill	Cases	Avg LOS	Avg Bill
Male	244	5.41	\$49,901	295	4.61	\$51,758	328	5.26	\$60,956	354	4.97	\$62,803	302	5.25	\$70,237
Female	311	5.50	\$50,679	368	4.67	\$47,918	378	4.69	\$50,976	362	4.48	\$55,415	351	4.84	\$60,621
Age Group	Cases	Avg LOS	Avg Bill	Cases	Avg LOS	Avg Bill	Cases	Avg LOS	Avg Bill	Cases	Avg LOS	Avg Bill	Cases	Avg LOS	Avg Bill
Ages 0-17	84	2.96	\$34,287	96	2.81	\$35,778	125	2.48	\$36,720	101	2.30	\$42,481	93	2.24	\$45,729
Ages 18-35	90	5.00	\$46,292	79	3.52	\$39,563	85	4.13	\$44,946	121	4.81	\$53,718	84	4.87	\$59,475
Ages 36-49	118	4.76	\$45,079	166	4.59	\$49,988	118	4.63	\$51,706	128	4.16	\$57,706	120	5.38	\$69,153
Ages 50-64	119	6.21	\$53,341	168	4.37	\$50,977	172	5.64	\$61,751	174	5.02	\$62,335	187	5.63	\$69,906
Ages 65+	144	7.15	\$64,054	154	6.71	\$61,558	206	6.42	\$68,590	192	6.05	\$69,110	169	5.73	\$70,237
TOTAL	555	5.46	\$50,337	663	4.64	\$49,626	706	4.96	\$55,613	716	4.72	\$59,067	653	5.03	\$65,068

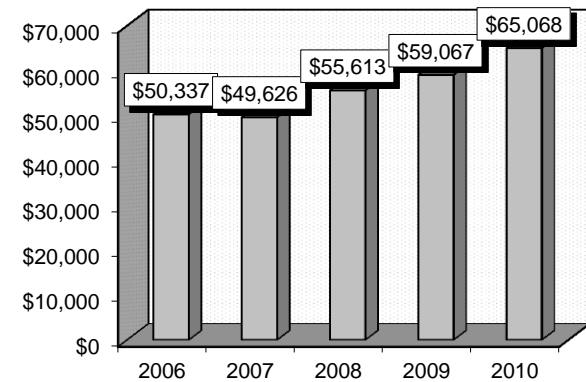
Patient Discharges



Average Length of Stay



Average Billed Charges



County / Hospital	2006			2007			2008			2009			2010		
	Cases	Avg LOS	Avg Bill	Cases	Avg LOS	Avg Bill	Cases	Avg LOS	Avg Bill	Cases	Avg LOS	Avg Bill	Cases	Avg LOS	Avg Bill
CLARK															
Centennial Hills	0	0.00	\$0	0	0.00	\$0	9	5.22	\$52,704	11	10.00	\$95,639	9	4.33	\$54,095
Desert Springs	8	7.75	\$59,222	24	6.63	\$53,179	20	6.35	\$61,718	14	5.57	\$65,096	9	4.22	\$56,889
Mountain View	28	7.07	\$56,745	27	6.48	\$54,581	38	7.16	\$64,956	20	7.25	\$85,604	10	7.90	\$101,620
North Vista	2	43.50	\$313,458	1	15.00	\$89,209	2	7.00	\$83,545	0	0.00	\$0	3	20.33	\$158,618
St. Rose-Rose de Lima	12	7.92	\$53,567	5	3.80	\$29,556	6	8.83	\$102,173	8	7.25	\$67,217	11	6.09	\$58,875
St. Rose-San Martin	0	0.00	\$0	0	0.00	\$0	19	4.26	\$47,516	30	5.33	\$68,193	20	7.50	\$87,500
St. Rose-Siena	24	5.54	\$48,227	29	4.17	\$48,144	38	5.26	\$53,571	37	5.05	\$56,103	46	4.33	\$61,708
Southern Hills	4	12.00	\$92,584	7	3.00	\$29,049	7	5.86	\$57,950	6	4.33	\$85,435	9	6.89	\$75,520
Spring Valley	24	6.63	\$59,755	32	5.44	\$59,126	37	6.08	\$71,232	36	4.97	\$63,765	38	5.39	\$73,167
Summerlin	79	5.08	\$55,757	131	3.94	\$57,154	134	4.01	\$62,035	129	3.05	\$55,467	118	3.08	\$64,834
Sunrise	150	4.66	\$48,504	134	4.38	\$47,423	147	4.10	\$49,475	162	4.57	\$59,511	139	4.46	\$64,828
UMC	80	5.13	\$45,362	112	4.29	\$50,679	94	5.24	\$55,461	133	4.68	\$57,237	125	5.81	\$57,490
Valley	29	7.28	\$71,278	34	6.82	\$61,281	21	6.95	\$86,823	18	5.89	\$66,378	17	6.88	\$106,059
TOTAL	440	5.69	\$53,797	536	4.66	\$52,388	572	4.96	\$58,670	604	4.65	\$60,838	554	4.92	\$66,494
WASHOE															
Carson Tahoe	30	3.30	\$35,512	27	3.67	\$46,077	39	3.10	\$37,275	24	3.50	\$48,011	19	3.89	\$53,417
Northern Nevada	0	0.00	\$0	0	0.00	\$0	1	3.00	\$49,540	0	0.00	\$0	0	0.00	\$0
Renown Regional	54	5.37	\$35,798	58	5.19	\$35,103	56	5.84	\$39,580	44	6.07	\$41,927	44	7.16	\$57,667
Renown S. Meadows	0	0.00	\$0	0	0.00	\$0	0	0.00	\$0	0	0.00	\$0	0	0.00	\$0
Saint Mary's	20	5.65	\$53,817	29	4.97	\$40,786	27	6.26	\$62,496	28	6.46	\$76,965	28	5.36	\$68,806
Sierra Surgery	9	2.00	\$14,058	7	1.71	\$16,543	5	3.20	\$23,427	9	2.22	\$19,384	7	2.29	\$21,729
TOTAL	113	4.60	\$37,180	121	4.60	\$37,840	128	4.97	\$43,159	105	5.26	\$50,729	98	5.66	\$57,459
RURAL															
Battle Mountain	0	0.00	\$0	0	0.00	\$0	0	0.00	\$0	0	0.00	\$0	0	0.00	\$0
Boulder City	0	0.00	\$0	0	0.00	\$0	0	0.00	\$0	0	0.00	\$0	0	0.00	\$0
Carson Valley	0	0.00	\$0	0	0.00	\$0	0	0.00	\$0	0	0.00	\$0	0	0.00	\$0
Churchill	0	0.00	\$0	0	0.00	\$0	0	0.00	\$0	0	0.00	\$0	0	0.00	\$0
Desert View	0	0.00	\$0	0	0.00	\$0	0	0.00	\$0	0	0.00	\$0	0	0.00	\$0
Grover C. Dils	0	0.00	\$0	0	0.00	\$0	0	0.00	\$0	0	0.00	\$0	0	0.00	\$0
Humboldt	0	0.00	\$0	0	0.00	\$0	0	0.00	\$0	0	0.00	\$0	0	0.00	\$0
Incline Village	0	0.00	\$0	0	0.00	\$0	0	0.00	\$0	0	0.00	\$0	0	0.00	\$0
Mesa View	2	3.50	\$32,504	3	3.33	\$35,851	3	3.67	\$30,876	5	1.80	\$25,612	1	3.00	\$20,871
Mount Grant	0	0.00	\$0	0	0.00	\$0	0	0.00	\$0	0	0.00	\$0	0	0.00	\$0
Northeastern	0	0.00	\$0	3	4.00	\$45,402	3	4.33	\$28,841	2	7.00	\$45,690	0	0.00	\$0
Nye	0	0.00	\$0	0	0.00	\$0	0	0.00	\$0	0	0.00	\$0	0	0.00	\$0
Pershing	0	0.00	\$0	0	0.00	\$0	0	0.00	\$0	0	0.00	\$0	0	0.00	\$0
South Lyon	0	0.00	\$0	0	0.00	\$0	0	0.00	\$0	0	0.00	\$0	0	0.00	\$0
William Bee Ririe	0	0.00	\$0	0	0.00	\$0	0	0.00	\$0	0	0.00	\$0	0	0.00	\$0
TOTAL	2	3.50	\$32,504	6	3.67	\$40,627	6	4.00	\$29,859	7	3.29	\$31,348	1	3.00	\$20,871
ALL COUNTIES	555	5.46	\$50,337	663	4.64	\$49,626	706	4.96	\$55,613	716	4.72	\$59,067	653	5.03	\$65,068

PROSTATECTOMY

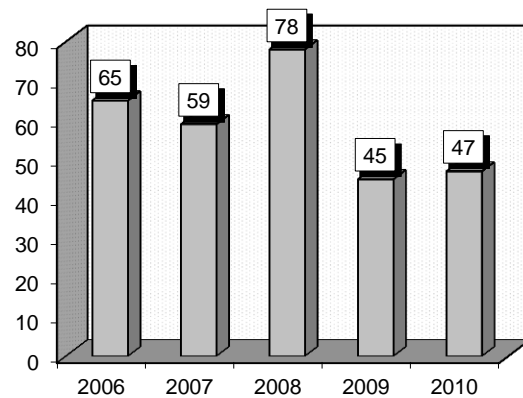
Associated Procedures: Procedures that frequently accompanied prostatectomy were: 1) Transurethral excision or destruction of lesion or tissue of bladder (5749), 2) Cystoscopy (5732), 3) Transurethral clearance of bladder (570), 4) Transurethral (Ultrasound) guided laser induced prostatectomy (TULIP) (6021), 5) Retrograde pyelogram (8774), 6) Transurethral destruction of prostate tissue by other thermotherapy (6097), 7) Percutaneous cystostomy (5717), 8) Closed [percutaneous] [needle] biopsy of prostate (6011), 9) Removal of ureterostomy tube and ureteral catheter (9762).

Definitions: Prostatectomy: A Prostatectomy is the surgical removal of all or part of the prostate gland. Abnormalities of the prostate, such as a tumour, or if the gland itself becomes enlarged for any reason, can restrict the normal flow of urine along the urethra. **Percutaneous:** A procedure performed through a small opening made in the skin.

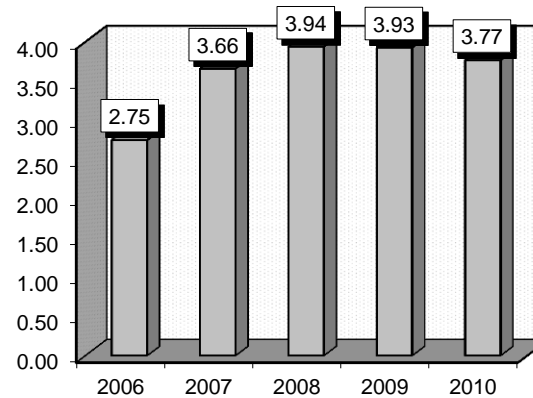
Excision: Removal by surgery. **Catheterization:** Insertion of a slender tube through the urethra or through the anterior abdominal wall into the bladder, urinary reservoir, or urinary conduit. **Pyelogram:** An X ray of the kidneys and ureters. **Cystoscopy:** Examination of the bladder and urethra using a cystoscope, inserted into the urethra. A cystoscope is a thin, tube-like instrument with a light and a lens for viewing. **Ureterostomy:** Surgical diversion of urine (usually temporarily) from the ureter(s) to outside the body by way of an opening or stoma on the abdomen.

Gender	2006			2007			2008			2009			2010		
	Cases	Avg LOS	Avg Bill	Cases	Avg LOS	Avg Bill	Cases	Avg LOS	Avg Bill	Cases	Avg LOS	Avg Bill	Cases	Avg LOS	Avg Bill
Male	65	2.75	\$23,545	59	3.66	\$30,806	78	3.94	\$32,629	45	3.93	\$36,251	47	3.77	\$35,162
Female	0	0.00	\$0	0	0.00	\$0	0	0.00	\$0	0	0.00	\$0	0	0.00	\$0
Age Group	Cases	Avg LOS	Avg Bill	Cases	Avg LOS	Avg Bill	Cases	Avg LOS	Avg Bill	Cases	Avg LOS	Avg Bill	Cases	Avg LOS	Avg Bill
Ages 0-17	0	0.00	\$0	0	0.00	\$0	0	0.00	\$0	0	0.00	\$0	0	0.00	\$0
Ages 18-35	0	0.00	\$0	0	0.00	\$0	0	0.00	\$0	0	0.00	\$0	0	0.00	\$0
Ages 36-49	1	1.00	\$16,093	4	4.75	\$31,534	1	2.00	\$8,498	0	0.00	\$0	1	1.00	\$17,065
Ages 50-64	9	4.11	\$31,272	8	3.13	\$29,105	8	4.88	\$47,521	4	1.25	\$19,026	5	1.60	\$24,265
Ages 65+	55	2.56	\$22,416	47	3.66	\$31,034	69	3.86	\$31,253	41	4.20	\$37,931	41	4.10	\$36,932
TOTAL	65	2.75	\$23,545	59	3.66	\$30,806	78	3.94	\$32,629	45	3.93	\$36,251	47	3.77	\$35,162

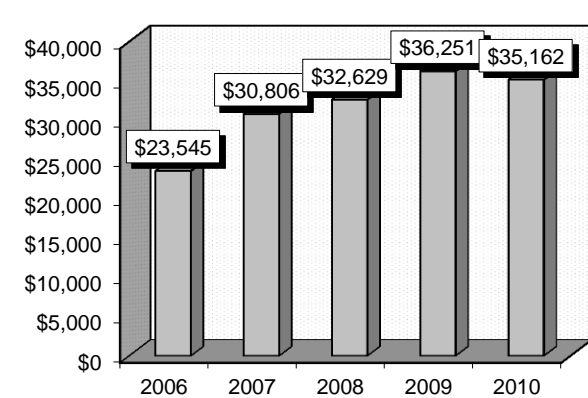
Patient Discharges



Average Length of Stay



Average Billed Charges



County / Hospital	2006			2007			2008			2009			2010		
	Cases	Avg LOS	Avg Bill	Cases	Avg LOS	Avg Bill	Cases	Avg LOS	Avg Bill	Cases	Avg LOS	Avg Bill	Cases	Avg LOS	Avg Bill
CLARK															
Centennial Hills	0	0.00	\$0	0	0.00	\$0	1	2.00	\$21,241	1	2.00	\$31,917	2	2.00	\$29,158
Desert Springs	2	1.50	\$16,415	2	9.00	\$89,856	1	7.00	\$82,768	2	13.00	\$108,058	0	0.00	\$0
Mountain View	4	1.00	\$11,488	2	1.50	\$13,586	3	1.67	\$21,541	0	0.00	\$0	0	0.00	\$0
North Vista	0	0.00	\$0	0	0.00	\$0	0	0.00	\$0	0	0.00	\$0	0	0.00	\$0
St. Rose-Rose de Lima	1	1.00	\$15,785	0	0.00	\$0	0	0.00	\$0	0	0.00	\$0	0	0.00	\$0
St. Rose-San Martin	0	0.00	\$0	0	0.00	\$0	0	0.00	\$0	1	8.00	\$90,072	0	0.00	\$0
St. Rose-Siena	6	2.33	\$21,493	8	2.25	\$23,188	7	3.00	\$29,346	2	3.00	\$24,162	5	3.40	\$35,908
Southern Hills	0	0.00	\$0	0	0.00	\$0	0	0.00	\$0	2	10.50	\$75,418	0	0.00	\$0
Spring Valley	3	4.33	\$37,710	6	1.33	\$18,237	18	3.00	\$34,333	1	2.00	\$25,425	6	5.00	\$32,729
Summerlin	8	2.38	\$22,994	12	2.17	\$28,299	9	4.89	\$54,566	1	1.00	\$18,479	7	6.57	\$56,474
Sunrise	11	3.45	\$30,710	5	6.60	\$45,899	2	2.00	\$16,785	7	4.14	\$39,222	5	4.20	\$46,264
UMC	1	2.00	\$15,597	1	1.00	\$24,148	1	1.00	\$17,326	3	2.33	\$28,124	2	3.50	\$30,716
Valley	5	2.80	\$24,340	5	6.00	\$47,340	9	3.33	\$26,305	6	2.17	\$23,046	7	2.86	\$33,596
TOTAL	41	2.63	\$24,286	41	3.34	\$32,482	51	3.29	\$34,721	26	4.42	\$41,476	34	4.26	\$39,926
WASHOE															
Carson Tahoe	5	1.20	\$19,927	2	1.00	\$20,714	4	1.00	\$19,392	6	2.83	\$30,051	3	1.33	\$25,102
Northern Nevada	0	0.00	\$0	1	12.00	\$104,168	0	0.00	\$0	2	3.50	\$38,069	0	0.00	\$0
Renown Regional	2	1.00	\$16,665	6	4.83	\$23,660	5	18.60	\$70,098	3	1.33	\$11,732	5	2.40	\$16,363
Renown S. Meadows	0	0.00	\$0	0	0.00	\$0	0	0.00	\$0	0	0.00	\$0	0	0.00	\$0
Saint Mary's	5	8.20	\$52,047	4	7.75	\$37,926	2	6.50	\$36,839	6	5.17	\$38,323	4	2.75	\$27,883
Sierra Surgery	9	1.33	\$9,761	4	1.00	\$9,538	6	1.17	\$10,386	0	0.00	\$0	0	0.00	\$0
TOTAL	21	2.90	\$22,907	17	4.59	\$28,083	17	6.88	\$33,180	17	3.47	\$30,681	12	2.25	\$22,388
RURAL															
Battle Mountain	0	0.00	\$0	0	0.00	\$0	0	0.00	\$0	0	0.00	\$0	0	0.00	\$0
Boulder City	0	0.00	\$0	0	0.00	\$0	0	0.00	\$0	0	0.00	\$0	0	0.00	\$0
Carson Valley	0	0.00	\$0	0	0.00	\$0	0	0.00	\$0	0	0.00	\$0	0	0.00	\$0
Churchill	0	0.00	\$0	1	1.00	\$8,420	1	1.00	\$13,192	1	2.00	\$13,744	0	0.00	\$0
Desert View	0	0.00	\$0	0	0.00	\$0	0	0.00	\$0	0	0.00	\$0	0	0.00	\$0
Grover C. Dils	0	0.00	\$0	0	0.00	\$0	0	0.00	\$0	0	0.00	\$0	0	0.00	\$0
Humboldt	0	0.00	\$0	0	0.00	\$0	0	0.00	\$0	0	0.00	\$0	0	0.00	\$0
Incline Village	0	0.00	\$0	0	0.00	\$0	0	0.00	\$0	0	0.00	\$0	0	0.00	\$0
Mesa View	2	3.50	\$18,017	0	0.00	\$0	0	0.00	\$0	1	1.00	\$17,605	1	5.00	\$26,489
Mount Grant	0	0.00	\$0	0	0.00	\$0	0	0.00	\$0	0	0.00	\$0	0	0.00	\$0
Northeastern	1	3.00	\$17,626	0	0.00	\$0	9	2.33	\$21,896	0	0.00	\$0	0	0.00	\$0
Nye	0	0.00	\$0	0	0.00	\$0	0	0.00	\$0	0	0.00	\$0	0	0.00	\$0
Pershing	0	0.00	\$0	0	0.00	\$0	0	0.00	\$0	0	0.00	\$0	0	0.00	\$0
South Lyon	0	0.00	\$0	0	0.00	\$0	0	0.00	\$0	0	0.00	\$0	0	0.00	\$0
William Bee Ririe	0	0.00	\$0	0	0.00	\$0	0	0.00	\$0	0	0.00	\$0	0	0.00	\$0
TOTAL	3	3.33	\$17,887	1	1.00	\$8,420	10	2.20	\$21,026	2	1.50	\$15,674	1	5.00	\$26,489
ALL COUNTIES	65	2.75	\$23,545	59	3.66	\$30,806	78	3.94	\$32,629	45	3.93	\$36,251	47	3.77	\$35,162

RENAL FAILURE

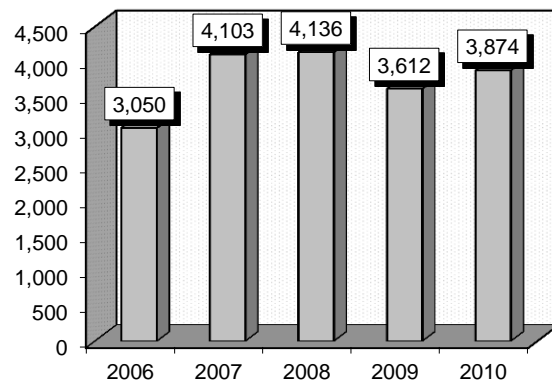
Associated Diagnoses: Diagnoses that frequently accompanied renal failure were: 1) Unspecified hypertensive kidney disease (40391), 2) Congestive heart failure (4280), 3) Dehydration (27651), 4) Hypertension (4019), 5) Diabetes mellitus (25000).

Definitions: Dehydration: This can be caused by a lack of fluid intake, excessive urination possibly due to diuretics, diarrhea or vomiting. **Hypertension:** Elevated blood pressure persistently exceeding 140/90. Essential hypertension, the most common kind, has no single identifiable cause. **Diabetes mellitus:** A group of disorders in which the body is unable to competently process blood sugars leading to hyperglycemia. This can lead to a host of ailments including poor circulation, kidney disorders and blindness. **Hyperglycemia:** A condition in which an excessive amount of glucose circulates in the blood plasma.

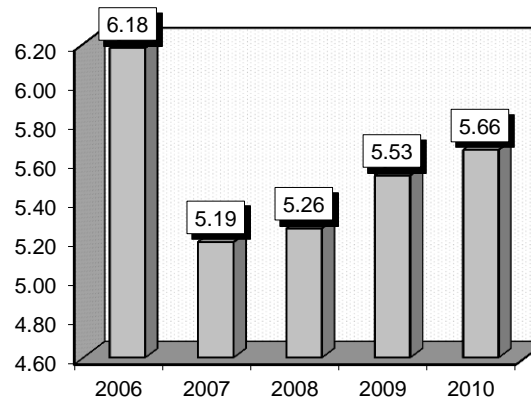
Comments: The kidneys are two fist-sized organs located on each side of the spine at the bottom of the rib cage and slightly above the waist. Renal failure is the inability of the kidneys to excrete wastes, concentrate urine and conserve electrolytes. The condition may be acute or chronic. In chronic kidney disease, the kidneys have not stopped working altogether but are not working as well as they should. Acute renal failure occurs when the kidneys stop working over a period of hours, days or in some cases, weeks. When acute renal failure occurs, wastes and excess waste products and excess water build up in the body which upsets the body's normal chemical balance. Substances that are normally needed for the body to function properly become poisonous to the body when they reach abnormally high levels.

Gender	2006			2007			2008			2009			2010		
	Cases	Avg LOS	Avg Bill	Cases	Avg LOS	Avg Bill	Cases	Avg LOS	Avg Bill	Cases	Avg LOS	Avg Bill	Cases	Avg LOS	Avg Bill
Male	1,691	6.17	\$40,048	2,375	5.02	\$37,518	2,355	5.21	\$38,933	1,995	5.51	\$44,384	2,157	5.78	\$50,525
Female	1,359	6.20	\$40,616	1,728	5.42	\$38,101	1,781	5.33	\$39,766	1,617	5.56	\$43,837	1,717	5.50	\$49,770
Age Group	Cases	Avg LOS	Avg Bill	Cases	Avg LOS	Avg Bill	Cases	Avg LOS	Avg Bill	Cases	Avg LOS	Avg Bill	Cases	Avg LOS	Avg Bill
Ages 0-17	18	5.89	\$44,423	20	3.70	\$21,984	26	5.27	\$26,786	15	7.33	\$106,481	14	5.21	\$67,793
Ages 18-35	183	6.34	\$36,541	380	3.85	\$25,670	332	4.33	\$33,688	229	4.66	\$36,527	230	5.30	\$50,995
Ages 36-49	356	6.78	\$43,443	620	4.91	\$36,868	530	5.12	\$39,222	484	4.97	\$41,669	500	5.01	\$47,277
Ages 50-64	780	6.25	\$41,145	1,140	5.26	\$39,430	1,127	5.41	\$39,613	959	6.08	\$47,702	1,037	5.92	\$50,693
Ages 65+	1,713	6.01	\$39,622	1,943	5.51	\$39,599	2,121	5.36	\$40,169	1,925	5.49	\$43,405	2,093	5.72	\$50,431
TOTAL	3,050	6.18	\$40,301	4,103	5.19	\$37,763	4,136	5.26	\$39,292	3,612	5.53	\$44,139	3,874	5.66	\$50,190

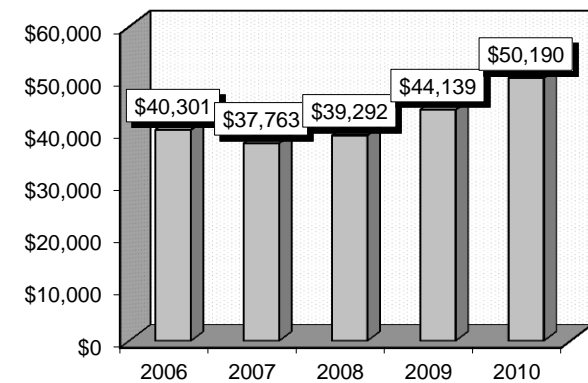
Patient Discharges



Average Length of Stay



Average Billed Charges



County / Hospital	2006			2007			2008			2009			2010		
	Cases	Avg LOS	Avg Bill	Cases	Avg LOS	Avg Bill	Cases	Avg LOS	Avg Bill	Cases	Avg LOS	Avg Bill	Cases	Avg LOS	Avg Bill
CLARK															
Centennial Hills	0	0.00	\$0	0	0.00	\$0	125	5.19	\$43,770	189	5.03	\$41,664	195	4.72	\$44,168
Desert Springs	192	6.73	\$42,821	247	5.63	\$42,328	278	6.08	\$46,175	222	5.63	\$42,326	299	6.47	\$55,426
Mountain View	252	6.01	\$43,519	215	5.33	\$40,611	255	5.55	\$48,092	225	5.49	\$55,124	260	5.56	\$61,592
North Vista	126	7.26	\$54,463	155	7.21	\$55,375	116	5.96	\$50,909	126	5.60	\$46,728	125	6.74	\$66,268
St. Rose-Rose de Lima	114	5.75	\$38,088	132	4.80	\$40,282	165	5.45	\$43,306	159	5.52	\$43,989	155	5.02	\$46,947
St. Rose-San Martin	6	6.17	\$45,090	83	4.66	\$37,406	111	4.76	\$36,531	155	4.65	\$38,242	146	5.29	\$49,765
St. Rose-Siena	220	5.22	\$39,951	236	4.85	\$40,908	250	5.68	\$42,959	224	5.11	\$43,041	268	4.63	\$44,361
Southern Hills	67	5.52	\$35,156	108	6.60	\$43,342	103	5.16	\$40,543	67	7.25	\$64,371	67	5.37	\$52,457
Spring Valley	149	6.83	\$52,587	165	5.75	\$46,494	189	5.34	\$45,723	198	4.68	\$45,666	184	4.55	\$50,678
Summerlin	161	6.07	\$43,390	199	5.16	\$46,801	184	4.80	\$40,875	182	5.27	\$53,450	232	5.20	\$55,461
Sunrise	442	7.05	\$51,882	408	7.66	\$61,898	422	6.41	\$54,025	374	6.93	\$65,394	421	6.76	\$73,639
UMC	363	6.25	\$32,761	1,079	3.09	\$20,694	807	3.88	\$25,207	430	4.87	\$34,743	395	6.67	\$44,305
Valley	317	5.99	\$42,930	353	6.03	\$50,270	361	6.13	\$51,789	301	6.60	\$54,999	333	5.65	\$59,984
TOTAL	2,409	6.32	\$43,612	3,380	5.06	\$39,302	3,366	5.28	\$41,768	2,852	5.58	\$48,092	3,080	5.75	\$55,226
WASHOE															
Carson Tahoe	139	4.11	\$23,361	130	3.95	\$24,183	123	4.23	\$23,862	167	5.45	\$31,433	166	6.19	\$31,871
Northern Nevada	48	4.58	\$24,869	91	5.31	\$33,500	85	3.94	\$28,255	58	3.91	\$30,917	72	3.90	\$32,520
Renown Regional	222	6.89	\$32,753	236	7.36	\$37,263	255	6.12	\$33,434	240	5.13	\$31,064	260	5.36	\$34,766
Renown S. Meadows	33	6.42	\$28,149	49	5.27	\$25,479	47	5.77	\$29,640	41	4.32	\$27,310	41	5.41	\$38,098
Saint Mary's	130	6.17	\$30,876	163	6.12	\$31,751	193	5.27	\$29,009	174	5.63	\$30,736	151	4.44	\$28,303
Sierra Surgery	0	0.00	\$0	0	0.00	\$0	0	0.00	\$0	0	0.00	\$0	0	0.00	\$0
TOTAL	572	5.83	\$29,117	669	5.96	\$32,003	703	5.27	\$29,665	680	5.19	\$30,832	690	5.21	\$32,619
RURAL															
Battle Mountain	0	0.00	\$0	4	4.50	\$4,879	0	0.00	\$0	0	0.00	\$0	1	4.00	\$5,938
Boulder City	5	3.60	\$8,039	6	2.67	\$8,187	9	3.22	\$7,014	3	4.67	\$8,504	2	4.50	\$9,939
Carson Valley	5	5.80	\$24,457	2	2.50	\$10,450	7	4.71	\$21,970	8	2.25	\$8,729	8	3.25	\$17,007
Churchill	11	3.73	\$15,221	3	1.67	\$10,179	5	2.40	\$11,543	7	4.57	\$15,646	15	5.33	\$20,511
Desert View	0	0.00	\$0	0	0.00	\$0	2	9.50	\$29,876	4	1.50	\$5,202	9	4.56	\$17,379
Grover C. Dils	2	5.00	\$7,757	4	6.00	\$11,038	6	5.00	\$11,736	5	4.00	\$9,008	1	2.00	\$5,087
Humboldt	1	2.00	\$8,929	0	0.00	\$0	5	6.80	\$19,329	3	91.67	\$48,832	4	63.50	\$37,768
Incline Village	0	0.00	\$0	0	0.00	\$0	0	0.00	\$0	0	0.00	\$0	0	0.00	\$0
Mesa View	12	2.67	\$11,407	10	2.20	\$10,395	9	2.89	\$10,828	9	1.89	\$7,343	15	2.60	\$9,385
Mount Grant	3	3.67	\$8,989	1	9.00	\$26,206	8	6.25	\$13,530	7	2.71	\$5,229	14	2.64	\$7,567
Northeastern	23	6.30	\$26,719	12	2.42	\$16,929	8	4.13	\$35,229	26	3.92	\$25,247	21	3.86	\$30,447
Nye	3	3.33	\$16,921	1	1.00	\$5,069	2	2.50	\$9,890	3	3.00	\$20,917	5	3.00	\$9,709
Pershing	0	0.00	\$0	1	6.00	\$29,463	1	6.00	\$11,857	0	0.00	\$0	0	0.00	\$0
South Lyon	0	0.00	\$0	4	4.50	\$6,518	2	1.00	\$6,196	2	5.00	\$10,692	6	1.83	\$6,541
William Bee Ririe	4	1.50	\$4,186	6	8.67	\$22,658	3	4.00	\$10,415	3	3.67	\$15,581	3	7.33	\$25,746
TOTAL	69	4.41	\$17,395	54	3.80	\$12,853	67	4.34	\$15,884	80	6.66	\$16,340	104	5.97	\$17,627
ALL COUNTIES	3,050	6.18	\$40,301	4,103	5.19	\$37,763	4,136	5.26	\$39,292	3,612	5.53	\$44,139	3,874	5.66	\$50,190

ADMIT FOR RENAL DIALYSIS

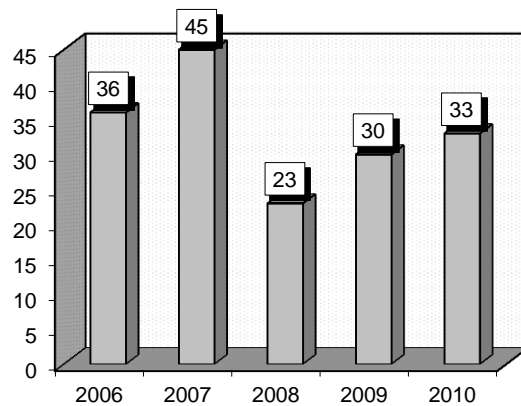
Associated Diagnoses: Procedures that frequently accompanied renal dialysis were: 1) Hemodialysis (3995), 2) Venous catheterization for renal dialysis (3895), 3) Total body perfusion (3996), 4) Transfusion of packed cells (9904).

Definitions: Dialysis: The process of filtering the blood when the kidneys are not able to cleanse it. **Hemodialysis:** Hemodialysis means "cleaning the blood." In hemodialysis, the blood is circulated through an artificial kidney machine, which contains a dialyzer (also called an artificial kidney). **Perfusion:** pumping of blood or artificial media through the blood vessels of an isolated organ for the purpose of nourishment. **Transfusion:** The introduction of whole blood or components of blood (such as plasma, platelets) from one person to another.

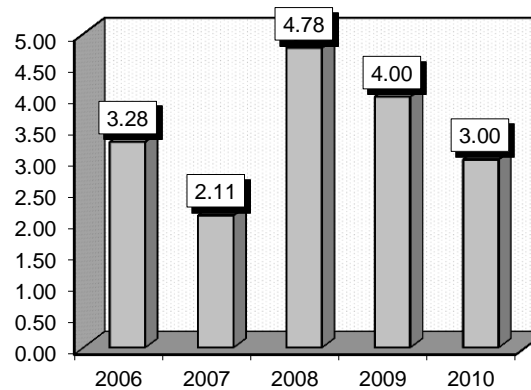
Comments: The kidneys are two fist-sized organs located on each side of the spine at the bottom of the rib cage and slightly above the waist. Renal failure is the inability of the kidneys to excrete wastes, concentrate urine and conserve electrolytes. The condition may be acute or chronic. In chronic kidney disease, the kidneys have not stopped working altogether but are not working as well as they should. Acute renal failure occurs when the kidneys stop working over a period of hours, days or in some cases, weeks. When acute renal failure occurs, wastes and excess waste products and excess water build up in the body which upsets the body's normal chemical balance. Substances that are normally needed for the body to function properly become poisonous to the body when they reach abnormally high levels.

Gender	2006			2007			2008			2009			2010		
	Cases	Avg LOS	Avg Bill	Cases	Avg LOS	Avg Bill	Cases	Avg LOS	Avg Bill	Cases	Avg LOS	Avg Bill	Cases	Avg LOS	Avg Bill
Male	22	1.82	\$12,918	26	2.38	\$12,764	13	5.15	\$28,411	20	3.65	\$25,395	16	3.81	\$31,290
Female	14	5.57	\$27,453	19	1.74	\$10,438	10	4.30	\$34,572	10	4.70	\$45,898	17	2.24	\$20,347
Age Group	Cases	Avg LOS	Avg Bill	Cases	Avg LOS	Avg Bill	Cases	Avg LOS	Avg Bill	Cases	Avg LOS	Avg Bill	Cases	Avg LOS	Avg Bill
Ages 0-17	1	5.00	\$22,766	0	0.00	\$0	1	2.00	\$7,975	1	2.00	\$35,816	0	0.00	\$0
Ages 18-35	4	2.25	\$11,231	6	1.83	\$10,056	2	14.00	\$46,224	2	16.00	\$57,260	6	1.67	\$18,578
Ages 36-49	5	1.00	\$5,635	11	2.00	\$11,347	7	2.57	\$15,730	4	2.75	\$18,189	6	2.33	\$19,014
Ages 50-64	11	1.91	\$13,137	15	2.87	\$15,057	7	5.43	\$42,962	8	3.50	\$45,135	15	3.67	\$27,156
Ages 65+	15	5.20	\$28,545	13	1.46	\$9,167	6	4.00	\$33,966	15	3.13	\$25,514	6	3.33	\$35,609
TOTAL	36	3.28	\$18,571	45	2.11	\$11,782	23	4.78	\$31,090	30	4.00	\$32,229	33	3.00	\$25,653

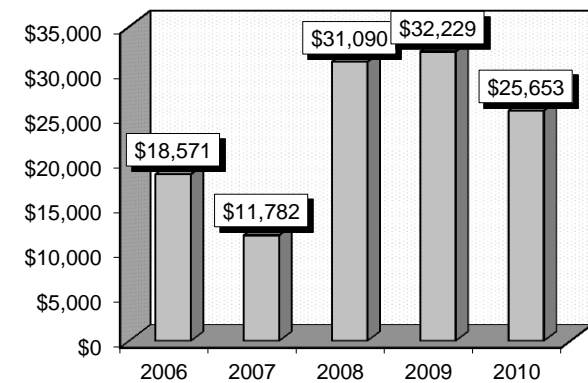
Patient Discharges



Average Length of Stay



Average Billed Charges



County / Hospital	2006			2007			2008			2009			2010		
	Cases	Avg LOS	Avg Bill	Cases	Avg LOS	Avg Bill	Cases	Avg LOS	Avg Bill	Cases	Avg LOS	Avg Bill	Cases	Avg LOS	Avg Bill
CLARK															
Centennial Hills	0	0.00	\$0	0	0.00	\$0	1	2.00	\$15,990	4	10.25	\$42,220	2	1.00	\$19,791
Desert Springs	5	1.80	\$12,779	4	2.00	\$14,314	3	5.67	\$31,582	4	5.25	\$74,671	0	0.00	\$0
Mountain View	2	4.00	\$29,572	2	1.00	\$5,659	5	4.60	\$48,968	4	2.50	\$19,918	2	4.50	\$50,692
North Vista	0	0.00	\$0	0	0.00	\$0	0	0.00	\$0	0	0.00	\$0	0	0.00	\$0
St. Rose-Rose de Lima	0	0.00	\$0	0	0.00	\$0	2	4.00	\$21,506	2	1.50	\$10,350	7	4.71	\$31,206
St. Rose-San Martin	1	1.00	\$4,484	1	4.00	\$15,465	1	8.00	\$91,051	3	4.00	\$27,881	0	0.00	\$0
St. Rose-Siena	5	2.80	\$22,894	1	1.00	\$13,343	1	26.00	\$85,979	3	4.00	\$32,668	3	6.00	\$48,366
Southern Hills	2	1.00	\$6,870	0	0.00	\$0	0	0.00	\$0	1	1.00	\$11,861	2	1.00	\$6,187
Spring Valley	0	0.00	\$0	0	0.00	\$0	0	0.00	\$0	1	1.00	\$32,926	1	1.00	\$12,268
Summerlin	5	2.40	\$12,123	1	2.00	\$23,123	0	0.00	\$0	0	0.00	\$0	9	1.67	\$18,066
Sunrise	6	2.33	\$17,657	2	3.50	\$17,544	5	2.00	\$13,443	6	2.67	\$25,705	5	2.80	\$21,466
UMC	1	1.00	\$4,561	26	1.88	\$9,274	2	1.50	\$6,342	1	2.00	\$10,655	0	0.00	\$0
Valley	5	1.40	\$11,296	6	1.83	\$13,282	3	4.33	\$19,850	1	1.00	\$7,634	1	1.00	\$7,268
TOTAL	32	2.13	\$15,104	43	1.95	\$11,079	23	4.78	\$31,090	30	4.00	\$32,229	32	2.97	\$25,198
WASHOE															
Carson Tahoe	0	0.00	\$0	0	0.00	\$0	0	0.00	\$0	0	0.00	\$0	0	0.00	\$0
Northern Nevada	1	10.00	\$27,496	0	0.00	\$0	0	0.00	\$0	0	0.00	\$0	0	0.00	\$0
Renown Regional	2	19.50	\$75,990	2	5.50	\$26,891	0	0.00	\$0	0	0.00	\$0	1	4.00	\$40,209
Renown S. Meadows	0	0.00	\$0	0	0.00	\$0	0	0.00	\$0	0	0.00	\$0	0	0.00	\$0
Saint Mary's	1	1.00	\$5,736	0	0.00	\$0	0	0.00	\$0	0	0.00	\$0	0	0.00	\$0
Sierra Surgery	0	0.00	\$0	0	0.00	\$0	0	0.00	\$0	0	0.00	\$0	0	0.00	\$0
TOTAL	4	12.50	\$46,303	2	5.50	\$26,891	0	0.00	\$0	0	0.00	\$0	1	4.00	\$40,209
RURAL															
Battle Mountain	0	0.00	\$0	0	0.00	\$0	0	0.00	\$0	0	0.00	\$0	0	0.00	\$0
Boulder City	0	0.00	\$0	0	0.00	\$0	0	0.00	\$0	0	0.00	\$0	0	0.00	\$0
Carson Valley	0	0.00	\$0	0	0.00	\$0	0	0.00	\$0	0	0.00	\$0	0	0.00	\$0
Churchill	0	0.00	\$0	0	0.00	\$0	0	0.00	\$0	0	0.00	\$0	0	0.00	\$0
Desert View	0	0.00	\$0	0	0.00	\$0	0	0.00	\$0	0	0.00	\$0	0	0.00	\$0
Grover C. Dils	0	0.00	\$0	0	0.00	\$0	0	0.00	\$0	0	0.00	\$0	0	0.00	\$0
Humboldt	0	0.00	\$0	0	0.00	\$0	0	0.00	\$0	0	0.00	\$0	0	0.00	\$0
Incline Village	0	0.00	\$0	0	0.00	\$0	0	0.00	\$0	0	0.00	\$0	0	0.00	\$0
Mesa View	0	0.00	\$0	0	0.00	\$0	0	0.00	\$0	0	0.00	\$0	0	0.00	\$0
Mount Grant	0	0.00	\$0	0	0.00	\$0	0	0.00	\$0	0	0.00	\$0	0	0.00	\$0
Northeastern	0	0.00	\$0	0	0.00	\$0	0	0.00	\$0	0	0.00	\$0	0	0.00	\$0
Nye	0	0.00	\$0	0	0.00	\$0	0	0.00	\$0	0	0.00	\$0	0	0.00	\$0
Pershing	0	0.00	\$0	0	0.00	\$0	0	0.00	\$0	0	0.00	\$0	0	0.00	\$0
South Lyon	0	0.00	\$0	0	0.00	\$0	0	0.00	\$0	0	0.00	\$0	0	0.00	\$0
William Bee Ririe	0	0.00	\$0	0	0.00	\$0	0	0.00	\$0	0	0.00	\$0	0	0.00	\$0
TOTAL	0	0.00	\$0	0	0.00	\$0	0	0.00	\$0	0	0.00	\$0	0	0.00	\$0
ALL COUNTIES	36	3.28	\$18,571	45	2.11	\$11,782	23	4.78	\$31,090	30	4.00	\$32,229	33	3.00	\$25,653

CESAREAN SECTION WITH COMPLICATIONS

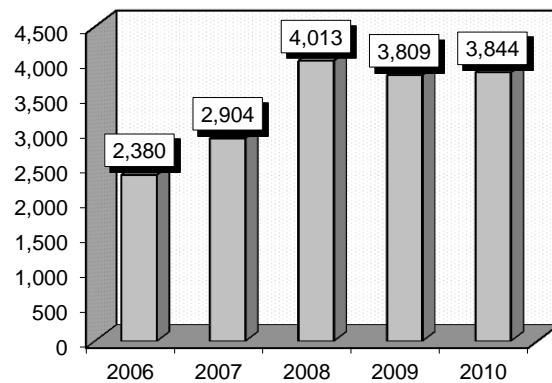
Associated Procedures: Procedures that frequently accompanied cesarean section with complications were: 1) Bilateral tubal division (6632), 2) Medical induction of labor (734), 3) Peritoneal adhesiolysis (5459), 4) Vacuum extraction delivery (7279), 5) Bilateral tubal destruction (6639).

Definitions: **Antepartum:** Begins with conception and ends with the onset of labor. **Cesarean:** A surgical procedure in delivering the baby. Also called a C-section. An Epidural is given to block the pain, and an incision is made in the very low part of the woman's abdomen. The baby is removed through this incision after which it is sutured. **Fallopian tube:** One of a pair of ducts, one opening at one end into the uterus and the other end into the peritoneal cavity over the ovary. **Peritoneal:** A membrane that lines the wall of the abdominal cavity. **Adhesiolysis:** The treatment for the removal of scarlike tissue that forms between two surfaces within the body.

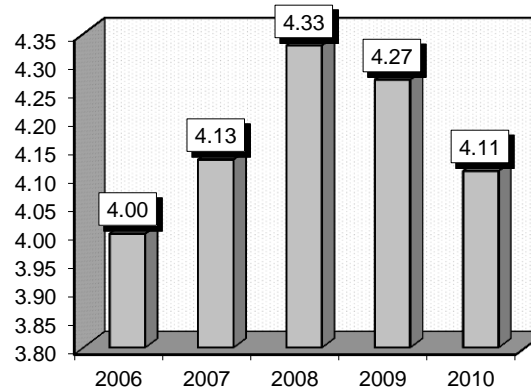
Comments: Common diagnoses associated with this procedure (listed in order of frequency) were: Mother had a previous cesarean delivery (65421), anemia (2859), abnormality in fetal heart rate or rhythm (65971), early onset of delivery (64421), advanced maternal age (65961), sterilization (V252).

Gender	2006			2007			2008			2009			2010		
	Cases	Avg LOS	Avg Bill	Cases	Avg LOS	Avg Bill	Cases	Avg LOS	Avg Bill	Cases	Avg LOS	Avg Bill	Cases	Avg LOS	Avg Bill
Male	0	0.00	\$0	0	0.00	\$0	0	0.00	\$0	0	0.00	\$0	0	0.00	\$0
Female	2,380	4.00	\$19,213	2,904	4.13	\$21,088	4,013	4.33	\$22,999	3,809	4.27	\$25,300	3,844	4.11	\$26,983
Age Group	Cases	Avg LOS	Avg Bill	Cases	Avg LOS	Avg Bill	Cases	Avg LOS	Avg Bill	Cases	Avg LOS	Avg Bill	Cases	Avg LOS	Avg Bill
Ages 0-17	81	3.94	\$19,244	89	4.34	\$22,674	100	4.30	\$24,087	80	3.80	\$23,140	53	3.40	\$23,032
Ages 18-35	1,942	3.92	\$18,859	2,341	4.00	\$20,697	3,174	4.32	\$22,992	3,004	4.15	\$24,767	3,056	4.10	\$26,327
Ages 36-49	357	4.40	\$21,129	474	4.71	\$22,721	737	4.36	\$22,890	722	4.79	\$27,779	733	4.20	\$30,001
Ages 50-64	0	0.00	\$0	0	0.00	\$0	2	4.00	\$18,930	3	4.00	\$20,212	2	5.50	\$29,926
Ages 65+	0	0.00	\$0	0	0.00	\$0	0	0.00	\$0	0	0.00	\$0	0	0.00	\$0
TOTAL	2,380	4.00	\$19,213	2,904	4.13	\$21,088	4,013	4.33	\$22,999	3,809	4.27	\$25,300	3,844	4.11	\$26,983

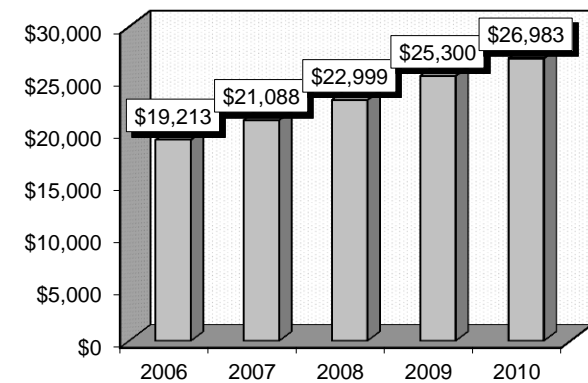
Patient Discharges



Average Length of Stay



Average Billed Charges



County / Hospital	2006			2007			2008			2009			2010		
	Cases	Avg LOS	Avg Bill	Cases	Avg LOS	Avg Bill	Cases	Avg LOS	Avg Bill	Cases	Avg LOS	Avg Bill	Cases	Avg LOS	Avg Bill
CLARK															
Centennial Hills	0	0.00	\$0	0	0.00	\$0	32	2.97	\$15,868	87	3.68	\$24,506	150	3.25	\$23,407
Desert Springs	0	0.00	\$0	0	0.00	\$0	0	0.00	\$0	0	0.00	\$0	0	0.00	\$0
Mountain View	133	3.19	\$17,290	125	3.17	\$15,336	166	3.17	\$15,698	152	3.06	\$16,986	157	3.51	\$20,198
North Vista	79	3.72	\$21,610	148	3.22	\$25,326	130	3.25	\$34,086	86	2.76	\$33,460	1	2.00	\$24,676
St. Rose-Rose de Lima	40	2.52	\$15,000	89	2.74	\$19,681	108	3.14	\$22,549	88	3.17	\$22,741	17	2.71	\$22,189
St. Rose-San Martin	0	0.00	\$0	28	2.89	\$19,085	87	3.20	\$20,029	88	3.18	\$22,797	77	3.58	\$28,414
St. Rose-Siena	185	3.29	\$18,610	238	3.21	\$19,057	409	3.98	\$22,414	421	4.23	\$27,713	438	4.38	\$32,595
Southern Hills	56	3.77	\$16,875	108	3.89	\$18,097	189	4.04	\$21,289	208	4.13	\$21,797	211	3.32	\$22,946
Spring Valley	71	2.89	\$15,162	112	2.96	\$15,686	188	3.37	\$19,729	246	3.50	\$22,771	289	3.62	\$29,281
Summerlin	212	4.10	\$19,216	327	5.20	\$23,686	452	4.94	\$25,878	427	4.70	\$28,745	466	4.89	\$33,295
Sunrise	454	4.21	\$20,307	376	4.40	\$21,723	607	4.97	\$23,594	533	4.61	\$28,081	535	4.13	\$27,083
UMC	425	3.81	\$20,314	457	3.51	\$22,615	487	3.93	\$23,869	382	3.38	\$23,501	384	3.48	\$24,391
Valley	231	3.68	\$18,282	277	4.78	\$23,843	397	4.13	\$23,356	326	4.54	\$28,394	297	4.04	\$29,673
TOTAL	1,886	3.76	\$19,205	2,285	3.94	\$21,466	3,252	4.15	\$23,228	3,044	4.05	\$25,912	3,022	3.99	\$28,142
WASHOE															
Carson Tahoe	19	2.89	\$21,980	37	2.70	\$24,850	59	3.05	\$26,665	56	2.88	\$27,090	56	2.88	\$29,384
Northern Nevada	0	0.00	\$0	0	0.00	\$0	0	0.00	\$0	0	0.00	\$0	0	0.00	\$0
Renown Regional	269	5.32	\$19,893	331	5.66	\$19,875	372	5.91	\$19,584	338	6.43	\$22,403	384	5.35	\$21,725
Renown S. Meadows	0	0.00	\$0	0	0.00	\$0	0	0.00	\$0	0	0.00	\$0	0	0.00	\$0
Saint Mary's	131	5.60	\$21,571	161	4.99	\$22,692	223	5.40	\$28,409	264	4.98	\$25,456	265	4.57	\$25,664
Sierra Surgery	0	0.00	\$0	0	0.00	\$0	0	0.00	\$0	0	0.00	\$0	0	0.00	\$0
TOTAL	419	5.29	\$20,512	529	5.25	\$21,080	654	5.48	\$23,231	658	5.55	\$24,027	705	4.86	\$23,814
RURAL															
Battle Mountain	0	0.00	\$0	0	0.00	\$0	0	0.00	\$0	0	0.00	\$0	0	0.00	\$0
Boulder City	0	0.00	\$0	0	0.00	\$0	0	0.00	\$0	0	0.00	\$0	0	0.00	\$0
Carson Valley	0	0.00	\$0	0	0.00	\$0	0	0.00	\$0	0	0.00	\$0	0	0.00	\$0
Churchill	23	2.52	\$13,221	25	2.04	\$12,458	24	2.50	\$15,642	20	2.30	\$15,656	24	2.79	\$19,389
Desert View	0	0.00	\$0	0	0.00	\$0	3	2.33	\$12,611	0	0.00	\$0	0	0.00	\$0
Grover C. Dils	0	0.00	\$0	0	0.00	\$0	0	0.00	\$0	0	0.00	\$0	0	0.00	\$0
Humboldt	0	0.00	\$0	0	0.00	\$0	9	3.11	\$14,665	10	3.00	\$14,427	8	5.00	\$16,444
Incline Village	0	0.00	\$0	0	0.00	\$0	0	0.00	\$0	0	0.00	\$0	0	0.00	\$0
Mesa View	18	2.61	\$13,139	21	2.76	\$11,534	34	3.00	\$15,175	26	2.85	\$16,699	8	2.88	\$14,131
Mount Grant	0	0.00	\$0	0	0.00	\$0	0	0.00	\$0	0	0.00	\$0	0	0.00	\$0
Northeastern	33	2.70	\$10,630	44	2.48	\$10,960	36	2.53	\$13,364	49	2.59	\$15,364	73	2.47	\$15,109
Nye	0	0.00	\$0	0	0.00	\$0	0	0.00	\$0	0	0.00	\$0	0	0.00	\$0
Pershing	0	0.00	\$0	0	0.00	\$0	0	0.00	\$0	0	0.00	\$0	0	0.00	\$0
South Lyon	0	0.00	\$0	0	0.00	\$0	0	0.00	\$0	0	0.00	\$0	0	0.00	\$0
William Bee Ririe	1	1.00	\$19,702	0	0.00	\$0	1	4.00	\$20,031	2	3.50	\$19,045	4	3.00	\$19,388
TOTAL	75	2.60	\$12,148	90	2.42	\$11,510	107	2.73	\$14,601	107	2.65	\$15,724	117	2.75	\$16,157
ALL COUNTIES	2,380	4.00	\$19,213	2,904	4.13	\$21,088	4,013	4.33	\$22,999	3,809	4.27	\$25,300	3,844	4.11	\$26,983

CESAREAN SECTION WITHOUT COMPLICATIONS

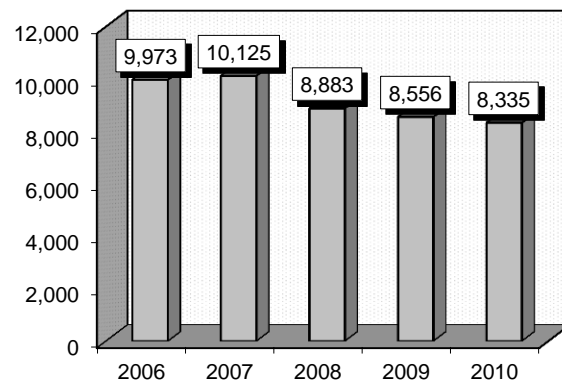
Associated Procedures: Procedures that frequently accompanied cesarean section without complications were: 1) Bilateral tubal division (6632), 2) Medical induction of labor (734), 3) Bilateral tubal destruction (6639), 4) Vacuum extraction delivery (7279), 5) Peritoneal adhesiolysis (5459).

Definitions: **Antepartum:** Begins with conception and ends with the onset of labor. **Cesarean:** A surgical procedure in delivering the baby. Also called a C-section. An Epidural is given to block the pain, and an incision is made in the very low part of the woman's abdomen. The baby is removed through this incision after which it is sutured. **Fallopian tube:** One of a pair of ducts, one opening at one end into the uterus and the other end into the peritoneal cavity over the ovary. **Peritoneal:** A membrane that lines the wall of the abdominal cavity. **Adhesiolysis:** The treatment for the removal of scarlike tissue that forms between two surfaces within the body.

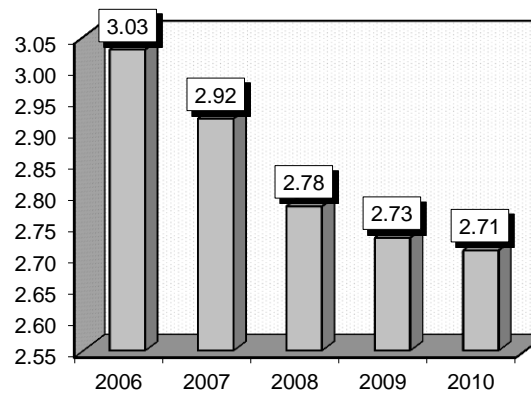
Comments: Common diagnoses associated with this procedure (listed in order of frequency) were: Mother had a previous cesarean delivery (65421), abnormality in fetal heart rate or rhythm (65971), sterilization (V252), cord entanglement (66331), elderly with previous pregnancy (65961), early onset delivery (64421), breach delivery (65221).

Gender	2006			2007			2008			2009			2010		
	Cases	Avg LOS	Avg Bill	Cases	Avg LOS	Avg Bill	Cases	Avg LOS	Avg Bill	Cases	Avg LOS	Avg Bill	Cases	Avg LOS	Avg Bill
Male	0	0.00	\$0	0	0.00	\$0	0	0.00	\$0	0	0.00	\$0	0	0.00	\$0
Female	9,973	3.03	\$13,904	10,125	2.92	\$14,963	8,883	2.78	\$15,960	8,556	2.73	\$17,694	8,335	2.71	\$19,229
Age Group	Cases	Avg LOS	Avg Bill	Cases	Avg LOS	Avg Bill	Cases	Avg LOS	Avg Bill	Cases	Avg LOS	Avg Bill	Cases	Avg LOS	Avg Bill
Ages 0-17	194	3.10	\$14,404	219	3.27	\$15,944	178	2.94	\$17,131	152	2.88	\$18,522	107	2.83	\$19,274
Ages 18-35	8,414	3.01	\$13,828	8,534	2.89	\$14,909	7,487	2.77	\$15,908	7,170	2.71	\$17,661	6,886	2.71	\$19,138
Ages 36-49	1,364	3.14	\$14,303	1,370	3.06	\$15,139	1,217	2.81	\$16,110	1,232	2.80	\$17,792	1,342	2.72	\$19,694
Ages 50-64	1	3.00	\$13,128	1	4.00	\$12,991	1	2.00	\$10,840	2	3.00	\$14,571	0	0.00	\$0
Ages 65+	0	0.00	\$0	1	2.00	\$19,300	0	0.00	\$0	0	0.00	\$0	0	0.00	\$0
TOTAL	9,973	3.03	\$13,904	10,125	2.92	\$14,963	8,883	2.78	\$15,960	8,556	2.73	\$17,694	8,335	2.71	\$19,229

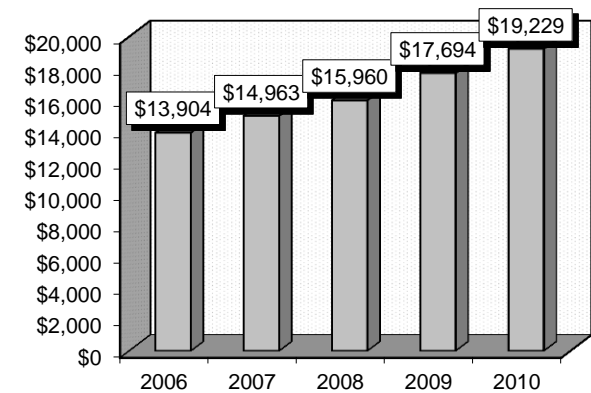
Patient Discharges



Average Length of Stay



Average Billed Charges



County / Hospital	2006			2007			2008			2009			2010		
	Cases	Avg LOS	Avg Bill	Cases	Avg LOS	Avg Bill	Cases	Avg LOS	Avg Bill	Cases	Avg LOS	Avg Bill	Cases	Avg LOS	Avg Bill
CLARK															
Centennial Hills	0	0.00	\$0	0	0.00	\$0	116	2.58	\$15,467	255	2.60	\$16,420	323	2.70	\$20,480
Desert Springs	0	0.00	\$0	0	0.00	\$0	0	0.00	\$0	0	0.00	\$0	0	0.00	\$0
Mountain View	838	2.62	\$10,404	638	2.79	\$12,121	494	2.74	\$13,343	397	2.80	\$14,371	457	2.63	\$15,723
North Vista	363	2.44	\$12,642	378	2.51	\$19,659	271	2.48	\$23,446	249	2.39	\$23,952	2	2.50	\$18,952
St. Rose-Rose de Lima	190	2.51	\$13,338	269	2.60	\$15,856	264	2.82	\$18,914	227	2.63	\$19,826	71	3.11	\$22,515
St. Rose-San Martin	8	2.75	\$15,181	116	2.59	\$15,538	150	2.68	\$17,462	197	2.64	\$19,203	200	2.62	\$21,118
St. Rose-Siena	848	2.73	\$13,138	832	2.65	\$14,409	819	2.74	\$17,263	783	2.76	\$19,391	881	2.69	\$21,606
Southern Hills	253	2.96	\$12,959	330	3.14	\$14,509	313	2.74	\$16,050	329	2.88	\$17,968	295	2.71	\$18,463
Spring Valley	644	2.68	\$13,337	740	2.61	\$13,715	586	2.50	\$15,653	668	2.58	\$18,238	716	2.53	\$21,035
Summerlin	968	3.44	\$14,813	1,183	3.16	\$15,690	905	2.89	\$16,997	868	2.83	\$20,249	905	2.77	\$23,020
Sunrise	1,677	3.09	\$13,564	1,439	2.99	\$13,726	1,314	2.88	\$14,713	1,225	2.69	\$17,109	1,135	2.73	\$18,768
UMC	884	3.09	\$16,263	827	2.97	\$17,721	856	2.80	\$17,057	776	2.55	\$15,911	735	2.46	\$14,669
Valley	1,132	2.87	\$13,541	1,232	2.76	\$14,859	823	2.43	\$14,612	837	2.43	\$17,418	900	2.52	\$20,666
TOTAL	7,805	2.93	\$13,551	7,984	2.85	\$14,959	6,911	2.72	\$16,210	6,811	2.65	\$18,041	6,620	2.64	\$19,746
WASHOE															
Carson Tahoe	225	2.33	\$19,559	253	2.40	\$23,130	239	2.38	\$23,113	189	2.37	\$24,603	183	2.29	\$24,770
Northern Nevada	0	0.00	\$0	0	0.00	\$0	0	0.00	\$0	0	0.00	\$0	0	0.00	\$0
Renown Regional	1,063	3.66	\$14,650	1,003	3.54	\$13,204	875	3.35	\$12,623	841	3.49	\$14,326	776	3.30	\$15,036
Renown S. Meadows	0	0.00	\$0	0	0.00	\$0	0	0.00	\$0	0	0.00	\$0	0	0.00	\$0
Saint Mary's	519	3.98	\$17,608	547	3.35	\$17,212	482	3.10	\$17,654	373	3.05	\$19,379	431	3.20	\$20,520
Sierra Surgery	0	0.00	\$0	0	0.00	\$0	0	0.00	\$0	0	0.00	\$0	0	0.00	\$0
TOTAL	1,807	3.59	\$16,111	1,803	3.32	\$15,813	1,596	3.13	\$15,713	1,403	3.22	\$17,054	1,390	3.14	\$18,018
RURAL															
Battle Mountain	0	0.00	\$0	0	0.00	\$0	0	0.00	\$0	0	0.00	\$0	0	0.00	\$0
Boulder City	0	0.00	\$0	0	0.00	\$0	0	0.00	\$0	0	0.00	\$0	0	0.00	\$0
Carson Valley	0	0.00	\$0	0	0.00	\$0	0	0.00	\$0	0	0.00	\$0	0	0.00	\$0
Churchill	146	2.23	\$11,240	116	2.15	\$11,484	109	2.16	\$13,621	103	2.13	\$15,774	101	2.34	\$15,027
Desert View	0	0.00	\$0	0	0.00	\$0	12	2.58	\$13,493	0	0.00	\$0	0	0.00	\$0
Grover C. Dils	0	0.00	\$0	0	0.00	\$0	0	0.00	\$0	0	0.00	\$0	0	0.00	\$0
Humboldt	0	0.00	\$0	0	0.00	\$0	23	3.17	\$13,824	24	3.04	\$12,630	36	3.00	\$12,302
Incline Village	0	0.00	\$0	0	0.00	\$0	0	0.00	\$0	0	0.00	\$0	0	0.00	\$0
Mesa View	40	2.75	\$11,282	32	2.50	\$9,275	45	2.49	\$11,126	30	2.30	\$11,050	28	2.57	\$13,120
Mount Grant	0	0.00	\$0	0	0.00	\$0	0	0.00	\$0	0	0.00	\$0	0	0.00	\$0
Northeastern	162	2.34	\$9,565	180	2.25	\$9,996	167	2.28	\$11,522	173	2.25	\$12,582	141	2.09	\$13,327
Nye	0	0.00	\$0	0	0.00	\$0	0	0.00	\$0	0	0.00	\$0	0	0.00	\$0
Pershing	0	0.00	\$0	0	0.00	\$0	0	0.00	\$0	0	0.00	\$0	0	0.00	\$0
South Lyon	0	0.00	\$0	0	0.00	\$0	0	0.00	\$0	0	0.00	\$0	0	0.00	\$0
William Bee Ririe	13	3.15	\$11,154	10	2.80	\$13,108	20	2.95	\$13,810	12	2.17	\$12,568	19	2.58	\$16,079
TOTAL	361	2.37	\$10,490	338	2.25	\$10,530	376	2.37	\$12,409	342	2.27	\$13,412	325	2.34	\$13,885
ALL COUNTIES	9,973	3.03	\$13,904	10,125	2.92	\$14,963	8,883	2.78	\$15,960	8,556	2.73	\$17,694	8,335	2.71	\$19,229

VAGINAL DELIVERY WITH COMPLICATING DIAGNOSES

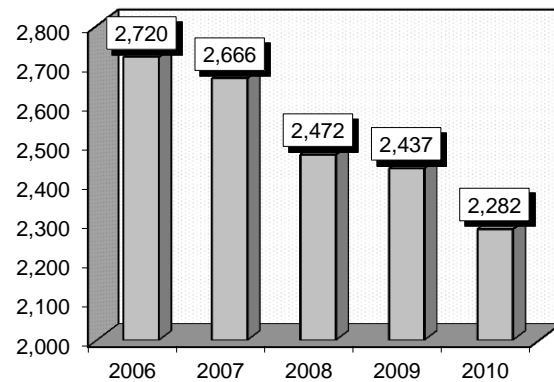
Associated Procedures: Procedures that frequently accompanied vaginal delivery with complications were: 1) Repair of obstetric laceration (7569), 2) Medical induction of labor (734), 3) Artificial rupture of membranes (7309), 4) Episiotomy (736), 5) Manual removal of placenta (754).

Definitions: **Antepartum:** Begins with conception and ends with the onset of labor. **Vaginal delivery:** The birth of a fetus through the vagina. **Laceration:** The medical word for cut or tear of the skin or tissue. **Episiotomy:** A small incision of the perineum made to enlarge the vaginal opening. **Perineum:** The muscle and tissue between the vagina and the rectum.

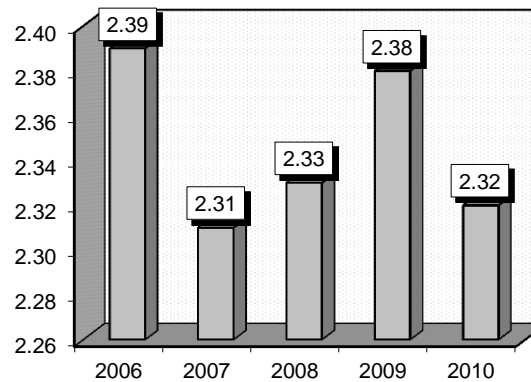
Comments: Common diagnoses associated with this procedure (listed in order of frequency) were: Perineal laceration, rupture, or tear involving: fourchette, hymen, labia, skin, vagina, vulva, pelvic floor, perineal muscles, vaginal muscles, (66401, 4, 11), cord entanglement (66331), abnormality in fetal heart rate or rhythm (6597), other specified infectious and parasitic diseases (6478), early onset delivery (64221).

Gender	2006			2007			2008			2009			2010		
	Cases	Avg LOS	Avg Bill	Cases	Avg LOS	Avg Bill	Cases	Avg LOS	Avg Bill	Cases	Avg LOS	Avg Bill	Cases	Avg LOS	Avg Bill
Male	0	0.00	\$0	0	0.00	\$0	0	0.00	\$0	0	0.00	\$0	0	0.00	\$0
Female	2,720	2.39	\$9,711	2,666	2.31	\$11,043	2,472	2.33	\$12,121	2,437	2.38	\$13,372	2,282	2.32	\$13,810
Age Group	Cases	Avg LOS	Avg Bill	Cases	Avg LOS	Avg Bill	Cases	Avg LOS	Avg Bill	Cases	Avg LOS	Avg Bill	Cases	Avg LOS	Avg Bill
Ages 0-17	134	2.34	\$8,771	138	2.72	\$13,389	137	2.66	\$12,330	89	2.27	\$12,611	70	2.74	\$15,130
Ages 18-35	2,301	2.38	\$9,716	2,248	2.24	\$10,753	2,057	2.33	\$12,126	2,076	2.38	\$13,372	1,925	2.32	\$13,762
Ages 36-49	285	2.44	\$10,115	280	2.72	\$12,207	278	2.21	\$11,986	271	2.41	\$13,607	287	2.21	\$13,817
Ages 50-64	0	0.00	\$0	0	0.00	\$0	0	0.00	\$0	1	3.00	\$17,559	0	0.00	\$0
Ages 65+	0	0.00	\$0	0	0.00	\$0	0	0.00	\$0	0	0.00	\$0	0	0.00	\$0
TOTAL	2,720	2.39	\$9,711	2,666	2.31	\$11,043	2,472	2.33	\$12,121	2,437	2.38	\$13,372	2,282	2.32	\$13,810

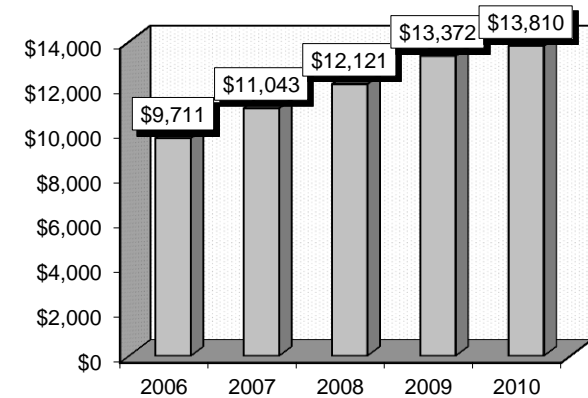
Patient Discharges



Average Length of Stay



Average Billed Charges



County / Hospital	2006			2007			2008			2009			2010		
	Cases	Avg LOS	Avg Bill	Cases	Avg LOS	Avg Bill	Cases	Avg LOS	Avg Bill	Cases	Avg LOS	Avg Bill	Cases	Avg LOS	Avg Bill
CLARK															
Centennial Hills	0	0.00	\$0	0	0.00	\$0	22	1.91	\$9,299	68	2.12	\$11,922	107	2.34	\$16,818
Desert Springs	0	0.00	\$0	0	0.00	\$0	0	0.00	\$0	0	0.00	\$0	0	0.00	\$0
Mountain View	131	1.89	\$7,038	94	1.91	\$7,720	110	2.16	\$9,667	115	2.17	\$10,357	84	2.15	\$11,640
North Vista	104	2.10	\$11,320	109	2.06	\$15,989	129	2.01	\$16,064	85	2.09	\$17,102	1	2.00	\$9,995
St. Rose-Rose de Lima	81	1.89	\$11,641	114	1.77	\$13,756	102	2.67	\$16,633	89	1.92	\$16,244	20	1.95	\$17,117
St. Rose-San Martin	1	1.00	\$10,757	24	1.96	\$14,719	60	2.42	\$17,494	53	2.32	\$17,520	63	2.40	\$19,095
St. Rose-Siena	169	2.05	\$11,196	164	2.09	\$13,786	177	2.55	\$17,360	204	2.76	\$18,702	178	2.34	\$19,038
Southern Hills	53	2.40	\$10,148	75	2.69	\$11,645	82	2.83	\$13,513	85	2.31	\$12,947	81	2.43	\$15,300
Spring Valley	122	2.05	\$9,716	151	2.17	\$10,217	90	2.22	\$12,633	118	2.21	\$13,229	127	2.04	\$15,742
Summerlin	175	2.48	\$11,370	193	2.84	\$14,396	188	2.82	\$15,119	161	2.59	\$18,517	153	2.60	\$20,188
Sunrise	278	2.83	\$11,642	211	2.68	\$12,014	205	2.32	\$11,619	186	2.58	\$13,441	187	2.29	\$13,833
UMC	685	2.24	\$8,314	578	2.29	\$10,311	532	2.21	\$9,330	535	2.33	\$10,297	495	2.29	\$10,207
Valley	164	3.06	\$10,843	159	1.92	\$10,561	149	2.36	\$13,177	132	2.36	\$19,312	137	2.29	\$15,219
TOTAL	1,963	2.34	\$9,866	1,872	2.28	\$11,762	1,846	2.37	\$12,760	1,831	2.37	\$14,116	1,633	2.31	\$14,558
WASHOE															
Carson Tahoe	67	1.66	\$9,878	65	1.55	\$10,842	40	1.70	\$11,030	48	2.15	\$12,307	60	1.93	\$12,609
Northern Nevada	0	0.00	\$0	0	0.00	\$0	0	0.00	\$0	0	0.00	\$0	0	0.00	\$0
Renown Regional	437	2.62	\$7,996	450	2.69	\$8,168	277	2.43	\$8,274	302	2.62	\$10,004	312	2.47	\$10,736
Renown S. Meadows	0	0.00	\$0	0	0.00	\$0	0	0.00	\$0	0	0.00	\$0	0	0.00	\$0
Saint Mary's	189	2.71	\$12,413	205	2.27	\$12,368	230	2.23	\$13,380	182	2.38	\$13,707	192	2.46	\$14,709
Sierra Surgery	0	0.00	\$0	0	0.00	\$0	0	0.00	\$0	0	0.00	\$0	0	0.00	\$0
TOTAL	693	2.55	\$9,383	720	2.47	\$9,605	547	2.29	\$10,623	532	2.49	\$11,479	564	2.41	\$12,288
RURAL															
Battle Mountain	0	0.00	\$0	0	0.00	\$0	0	0.00	\$0	0	0.00	\$0	0	0.00	\$0
Boulder City	0	0.00	\$0	0	0.00	\$0	0	0.00	\$0	0	0.00	\$0	0	0.00	\$0
Carson Valley	0	0.00	\$0	0	0.00	\$0	0	0.00	\$0	0	0.00	\$0	0	0.00	\$0
Churchill	12	1.58	\$5,986	29	1.38	\$4,691	10	1.20	\$5,016	15	1.67	\$7,373	14	1.43	\$6,104
Desert View	0	0.00	\$0	0	0.00	\$0	2	3.00	\$9,253	0	0.00	\$0	0	0.00	\$0
Grover C. Dils	0	0.00	\$0	0	0.00	\$0	0	0.00	\$0	0	0.00	\$0	0	0.00	\$0
Humboldt	0	0.00	\$0	0	0.00	\$0	16	1.50	\$4,493	10	2.00	\$6,091	12	2.92	\$6,504
Incline Village	0	0.00	\$0	0	0.00	\$0	0	0.00	\$0	0	0.00	\$0	0	0.00	\$0
Mesa View	16	2.13	\$8,557	12	2.00	\$5,791	22	1.77	\$6,518	20	2.20	\$6,639	12	2.00	\$6,555
Mount Grant	0	0.00	\$0	0	0.00	\$0	0	0.00	\$0	0	0.00	\$0	0	0.00	\$0
Northeastern	33	1.85	\$9,155	28	1.86	\$8,928	29	1.86	\$10,833	24	1.75	\$12,037	40	1.73	\$12,096
Nye	0	0.00	\$0	2	1.00	\$1,844	0	0.00	\$0	0	0.00	\$0	0	0.00	\$0
Pershing	0	0.00	\$0	0	0.00	\$0	0	0.00	\$0	0	0.00	\$0	0	0.00	\$0
South Lyon	0	0.00	\$0	0	0.00	\$0	0	0.00	\$0	0	0.00	\$0	0	0.00	\$0
William Bee Ririe	3	2.67	\$11,154	3	3.00	\$15,125	0	0.00	\$0	5	1.60	\$8,630	7	2.57	\$12,322
TOTAL	64	1.91	\$8,505	74	1.72	\$6,818	79	1.71	\$7,571	74	1.88	\$8,599	85	1.95	\$9,556
ALL COUNTIES	2,720	2.39	\$9,711	2,666	2.31	\$11,043	2,472	2.33	\$12,121	2,437	2.38	\$13,372	2,282	2.32	\$13,810

VAGINAL DELIVERY WITHOUT COMPLICATING DIAGNOSES

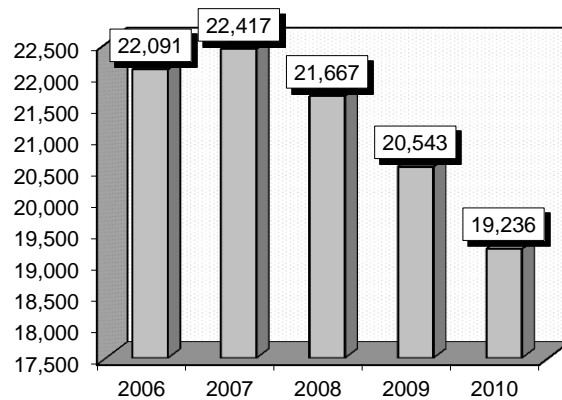
Associated Procedures: Procedures that frequently accompanied vaginal delivery without complicating diagnoses were: 1) Repair of obstetric laceration (7569), 2) Medical induction of labor (734), 3) Artificial rupture of membranes (7309), 4) Episiotomy (736), 5) Vacuum extraction delivery (7279).

Definitions: **Antepartum:** Begins with conception and ends with the onset of labor. **Vaginal delivery:** The birth of a fetus through the vagina. **Laceration:** The medical word for cut or tear of the skin or tissue. **Episiotomy:** A small incision of the perineum made to enlarge the vaginal opening. **Perineum:** The muscle and tissue between the vagina and the rectum.

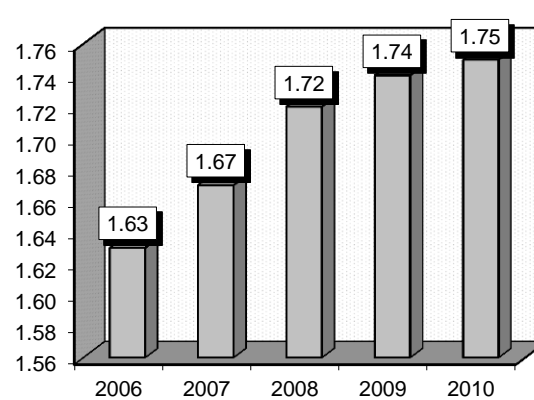
Comments: Diagnoses included in this procedure include, but are not limited to, normal delivery, drug dependence-delivered, twin pregnancy-delivered, premature rupture of membranes-delivered, breech presentation-delivered, maternal stress-delivered, and cord prolapse-delivered. Common diagnoses associated with this DRG (listed in order of frequency) are: Perineal laceration, rupture, or tear involving: fourchette, hymen, labia, skin, vagina, vulva, pelvic floor, perineal muscles, vaginal muscles, (66401, 4, 11), cord entanglement (66331), pregnancy over 40 completed weeks to 42 completed weeks gestation (6451).

Gender	2006			2007			2008			2009			2010		
	Cases	Avg LOS	Avg Bill	Cases	Avg LOS	Avg Bill	Cases	Avg LOS	Avg Bill	Cases	Avg LOS	Avg Bill	Cases	Avg LOS	Avg Bill
Male	0	0.00	\$0	0	0.00	\$0	0	0.00	\$0	0	0.00	\$0	0	0.00	\$0
Female	22,091	1.63	\$7,065	22,417	1.67	\$8,264	21,667	1.72	\$9,338	20,543	1.74	\$10,178	19,236	1.75	\$11,183
Age Group	Cases	Avg LOS	Avg Bill	Cases	Avg LOS	Avg Bill	Cases	Avg LOS	Avg Bill	Cases	Avg LOS	Avg Bill	Cases	Avg LOS	Avg Bill
Ages 0-17	1,018	1.74	\$7,301	1,052	1.86	\$8,651	1,043	1.83	\$9,430	934	1.91	\$10,657	513	1.86	\$10,776
Ages 18-35	19,429	1.62	\$7,034	19,721	1.66	\$8,231	18,963	1.72	\$9,300	17,966	1.73	\$10,135	16,835	1.74	\$11,148
Ages 36-49	1,643	1.68	\$7,275	1,644	1.68	\$8,402	1,661	1.76	\$9,704	1,643	1.73	\$10,377	1,888	1.73	\$11,608
Ages 50-64	1	1.00	\$24,208	0	0.00	\$0	0	0.00	\$0	0	0.00	\$0	0	0.00	\$0
Ages 65+	0	0.00	\$0	0	0.00	\$0	0	0.00	\$0	0	0.00	\$0	0	0.00	\$0
TOTAL	22,091	1.63	\$7,065	22,417	1.67	\$8,264	21,667	1.72	\$9,338	20,543	1.74	\$10,178	19,236	1.75	\$11,183

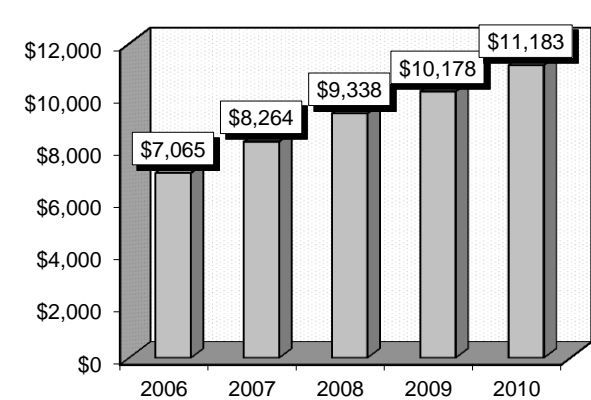
Patient Discharges



Average Length of Stay



Average Billed Charges



County / Hospital	2006			2007			2008			2009			2010		
	Cases	Avg LOS	Avg Bill	Cases	Avg LOS	Avg Bill	Cases	Avg LOS	Avg Bill	Cases	Avg LOS	Avg Bill	Cases	Avg LOS	Avg Bill
CLARK															
Centennial Hills	0	0.00	\$0	0	0.00	\$0	273	1.77	\$8,471	588	1.83	\$10,325	692	1.74	\$12,257
Desert Springs	0	0.00	\$0	0	0.00	\$0	0	0.00	\$0	0	0.00	\$0	0	0.00	\$0
Mountain View	1,739	1.56	\$5,636	1,411	1.67	\$6,578	1,338	1.74	\$7,419	1,107	1.68	\$7,732	998	1.70	\$8,917
North Vista	1,461	1.37	\$7,366	1,385	1.44	\$10,226	1,097	1.45	\$12,794	949	1.48	\$13,713	10	1.50	\$13,176
St. Rose-Rose de Lima	673	1.63	\$9,843	791	1.67	\$12,456	763	1.82	\$14,568	693	1.71	\$14,518	201	1.87	\$15,168
St. Rose-San Martin	13	1.85	\$8,194	315	1.73	\$12,513	390	1.82	\$14,069	431	1.85	\$14,818	546	1.76	\$15,375
St. Rose-Siena	1,526	1.71	\$9,805	1,589	1.65	\$11,472	1,613	1.82	\$13,283	1,482	1.85	\$14,541	1,670	1.78	\$16,075
Southern Hills	506	2.01	\$7,641	633	2.04	\$8,380	672	1.89	\$9,582	726	1.93	\$10,519	613	1.90	\$11,652
Spring Valley	1,046	1.66	\$8,350	1,099	1.66	\$8,243	953	1.74	\$10,142	1,055	1.85	\$11,670	1,145	1.69	\$12,958
Summerlin	1,595	1.83	\$8,354	1,961	1.79	\$9,194	1,760	1.81	\$11,067	1,583	1.80	\$13,266	1,728	1.81	\$15,228
Sunrise	2,853	1.70	\$6,558	2,345	1.75	\$7,288	2,484	1.80	\$8,281	2,351	1.76	\$8,976	2,428	1.77	\$10,016
UMC	3,109	1.56	\$5,608	3,102	1.64	\$6,726	2,925	1.68	\$6,806	2,510	1.73	\$7,033	2,235	1.76	\$7,243
Valley	1,805	1.51	\$7,685	2,159	1.51	\$8,119	1,826	1.54	\$9,166	1,688	1.58	\$10,345	1,874	1.58	\$11,986
TOTAL	16,326	1.62	\$7,240	16,790	1.66	\$8,538	16,094	1.73	\$9,761	15,163	1.74	\$10,737	14,140	1.74	\$11,815
WASHOE															
Carson Tahoe	661	1.35	\$8,561	618	1.39	\$9,800	613	1.46	\$9,926	578	1.63	\$9,739	570	1.62	\$10,115
Northern Nevada	0	0.00	\$0	0	0.00	\$0	0	0.00	\$0	0	0.00	\$0	0	0.00	\$0
Renown Regional	3,027	1.72	\$5,173	2,877	1.82	\$6,089	2,663	1.89	\$6,714	2,558	1.86	\$7,623	2,315	1.87	\$8,688
Renown S. Meadows	0	0.00	\$0	0	0.00	\$0	0	0.00	\$0	0	0.00	\$0	0	0.00	\$0
Saint Mary's	1,277	1.64	\$9,082	1,300	1.66	\$9,957	1,313	1.71	\$11,040	1,316	1.70	\$10,969	1,352	1.78	\$11,479
Sierra Surgery	0	0.00	\$0	0	0.00	\$0	0	0.00	\$0	0	0.00	\$0	0	0.00	\$0
TOTAL	4,965	1.65	\$6,630	4,795	1.72	\$7,616	4,589	1.78	\$8,381	4,452	1.78	\$8,887	4,237	1.81	\$9,770
RURAL															
Battle Mountain	0	0.00	\$0	0	0.00	\$0	0	0.00	\$0	0	0.00	\$0	0	0.00	\$0
Boulder City	0	0.00	\$0	0	0.00	\$0	0	0.00	\$0	0	0.00	\$0	0	0.00	\$0
Carson Valley	0	0.00	\$0	0	0.00	\$0	0	0.00	\$0	0	0.00	\$0	0	0.00	\$0
Churchill	251	1.33	\$4,560	228	1.30	\$4,737	260	1.25	\$4,832	225	1.20	\$5,539	204	1.43	\$6,117
Desert View	0	0.00	\$0	0	0.00	\$0	37	1.59	\$6,933	0	0.00	\$0	0	0.00	\$0
Grover C. Dils	0	0.00	\$0	0	0.00	\$0	0	0.00	\$0	0	0.00	\$0	0	0.00	\$0
Humboldt	4	1.50	\$2,579	3	1.33	\$2,924	92	1.22	\$3,594	181	1.18	\$4,019	192	1.22	\$4,112
Incline Village	0	0.00	\$0	0	0.00	\$0	0	0.00	\$0	0	0.00	\$0	0	0.00	\$0
Mesa View	113	1.62	\$6,419	133	1.48	\$4,845	111	1.50	\$5,267	89	1.65	\$4,960	76	1.75	\$4,951
Mount Grant	0	0.00	\$0	0	0.00	\$0	0	0.00	\$0	0	0.00	\$0	0	0.00	\$0
Northeastern	383	1.56	\$7,364	405	1.52	\$7,964	425	1.53	\$9,334	369	1.51	\$10,201	324	1.52	\$11,221
Nye	2	1.00	\$2,653	0	0.00	\$0	2	1.00	\$4,620	0	0.00	\$0	3	1.00	\$3,060
Pershing	0	0.00	\$0	0	0.00	\$0	0	0.00	\$0	0	0.00	\$0	0	0.00	\$0
South Lyon	0	0.00	\$0	1	1.00	\$2,323	0	0.00	\$0	0	0.00	\$0	0	0.00	\$0
William Bee Ririe	47	2.00	\$5,579	62	1.97	\$6,766	57	1.82	\$6,306	64	1.77	\$8,243	60	1.85	\$9,893
TOTAL	800	1.52	\$6,210	832	1.49	\$6,467	984	1.44	\$6,874	928	1.40	\$7,227	859	1.47	\$7,744
ALL COUNTIES	22,091	1.63	\$7,065	22,417	1.67	\$8,264	21,667	1.72	\$9,338	20,543	1.74	\$10,178	19,236	1.75	\$11,183

FALSE LABOR

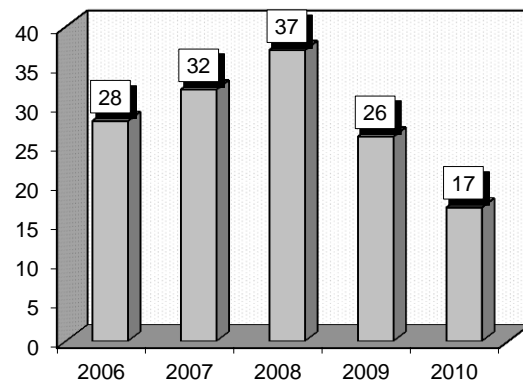
Associated Diagnoses: Diagnoses that frequently accompanied false labor were: There were no frequent diagnoses that accompanied false labor.

Definitions: False labor: Regular or irregular contractions of the uterus with no changes in the cervix. The experience of contractions that do not open or thin the cervix. Compared to true labor, false labor contractions may occur irregularly and do not get closer together. False labor contractions may stop when you walk or change position.

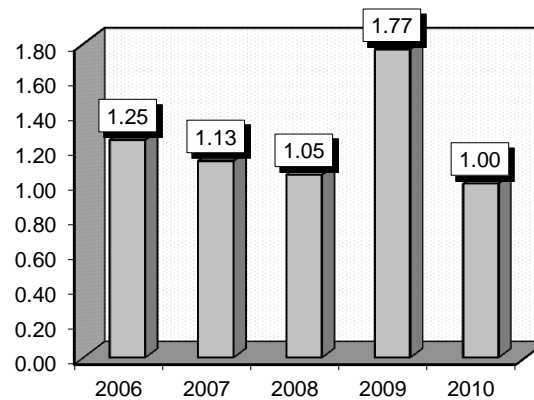
Comments: Procedures related to false labor are: Fetal monitoring (7534) and diagnostic amniocentesis (751).

Gender	2006			2007			2008			2009			2010		
	Cases	Avg LOS	Avg Bill	Cases	Avg LOS	Avg Bill	Cases	Avg LOS	Avg Bill	Cases	Avg LOS	Avg Bill	Cases	Avg LOS	Avg Bill
Male	0	0.00	\$0	0	0.00	\$0	0	0.00	\$0	0	0.00	\$0	0	0.00	\$0
Female	28	1.25	\$3,787	32	1.13	\$3,278	37	1.05	\$3,466	26	1.77	\$5,309	17	1.00	\$3,380
Age Group	Cases	Avg LOS	Avg Bill	Cases	Avg LOS	Avg Bill	Cases	Avg LOS	Avg Bill	Cases	Avg LOS	Avg Bill	Cases	Avg LOS	Avg Bill
Ages 0-17	0	0.00	\$0	1	1.00	\$3,137	2	1.00	\$4,185	2	1.50	\$3,831	0	0.00	\$0
Ages 18-35	25	1.00	\$2,736	28	1.07	\$2,907	31	1.06	\$3,493	22	1.86	\$5,759	17	1.00	\$3,380
Ages 36-49	3	3.33	\$12,539	3	1.67	\$6,795	4	1.00	\$2,891	2	1.00	\$1,831	0	0.00	\$0
Ages 50-64	0	0.00	\$0	0	0.00	\$0	0	0.00	\$0	0	0.00	\$0	0	0.00	\$0
Ages 65+	0	0.00	\$0	0	0.00	\$0	0	0.00	\$0	0	0.00	\$0	0	0.00	\$0
TOTAL	28	1.25	\$3,787	32	1.13	\$3,278	37	1.05	\$3,466	26	1.77	\$5,309	17	1.00	\$3,380

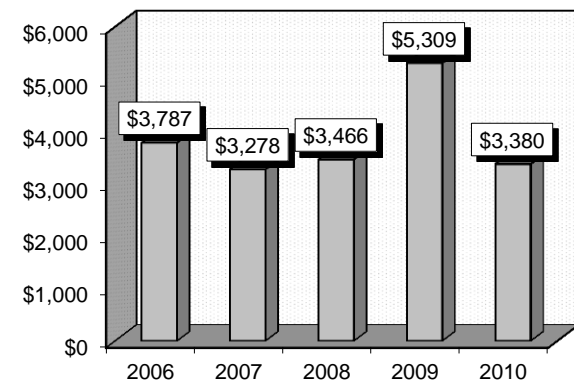
Patient Discharges



Average Length of Stay



Average Billed Charges



County / Hospital	2006			2007			2008			2009			2010		
	Cases	Avg LOS	Avg Bill	Cases	Avg LOS	Avg Bill	Cases	Avg LOS	Avg Bill	Cases	Avg LOS	Avg Bill	Cases	Avg LOS	Avg Bill
CLARK															
Centennial Hills	0	0.00	\$0	0	0.00	\$0	0	0.00	\$0	0	0.00	\$0	1	1.00	\$2,940
Desert Springs	0	0.00	\$0	0	0.00	\$0	0	0.00	\$0	0	0.00	\$0	0	0.00	\$0
Mountain View	2	1.00	\$1,653	2	1.00	\$2,216	1	1.00	\$2,674	1	1.00	\$1,476	0	0.00	\$0
North Vista	5	1.00	\$3,047	1	1.00	\$2,544	4	1.25	\$4,205	3	1.00	\$1,899	0	0.00	\$0
St. Rose-Rose de Lima	3	1.00	\$4,682	3	1.00	\$1,857	1	1.00	\$1,925	1	1.00	\$2,808	1	1.00	\$4,449
St. Rose-San Martin	0	0.00	\$0	1	1.00	\$5,835	2	1.00	\$3,827	2	7.50	\$16,298	0	0.00	\$0
St. Rose-Siena	3	1.00	\$2,056	1	1.00	\$2,420	4	1.00	\$5,595	1	1.00	\$3,502	1	1.00	\$3,139
Southern Hills	1	5.00	\$11,900	2	1.00	\$3,758	1	1.00	\$3,921	0	0.00	\$0	1	1.00	\$1,133
Spring Valley	1	1.00	\$1,781	3	1.00	\$7,713	0	0.00	\$0	2	1.00	\$2,233	1	1.00	\$4,149
Summerlin	1	1.00	\$4,268	3	2.33	\$5,848	3	1.00	\$3,208	0	0.00	\$0	1	1.00	\$4,576
Sunrise	4	1.00	\$2,534	2	1.00	\$3,229	8	1.00	\$3,907	3	2.00	\$12,207	3	1.00	\$3,987
UMC	0	0.00	\$0	2	1.00	\$3,811	3	1.00	\$3,292	2	1.00	\$3,380	1	1.00	\$3,920
Valley	0	0.00	\$0	3	1.00	\$2,158	2	1.00	\$2,631	0	0.00	\$0	0	0.00	\$0
TOTAL	20	1.20	\$3,342	23	1.17	\$3,893	29	1.03	\$3,841	15	2.07	\$6,262	10	1.00	\$3,626
WASHOE															
Carson Tahoe	0	0.00	\$0	0	0.00	\$0	0	0.00	\$0	0	0.00	\$0	1	1.00	\$4,429
Northern Nevada	0	0.00	\$0	0	0.00	\$0	0	0.00	\$0	0	0.00	\$0	0	0.00	\$0
Renown Regional	1	1.00	\$1,903	1	1.00	\$2,114	2	1.00	\$1,706	6	1.50	\$4,562	3	1.00	\$3,340
Renown S. Meadows	0	0.00	\$0	0	0.00	\$0	0	0.00	\$0	0	0.00	\$0	0	0.00	\$0
Saint Mary's	2	1.00	\$1,326	1	1.00	\$1,251	2	1.50	\$2,535	3	1.33	\$3,438	2	1.00	\$2,328
Sierra Surgery	0	0.00	\$0	0	0.00	\$0	0	0.00	\$0	0	0.00	\$0	0	0.00	\$0
TOTAL	3	1.00	\$1,518	2	1.00	\$1,682	4	1.25	\$2,120	9	1.44	\$4,187	6	1.00	\$3,184
RURAL															
Battle Mountain	0	0.00	\$0	0	0.00	\$0	0	0.00	\$0	0	0.00	\$0	0	0.00	\$0
Boulder City	0	0.00	\$0	0	0.00	\$0	0	0.00	\$0	0	0.00	\$0	0	0.00	\$0
Carson Valley	0	0.00	\$0	0	0.00	\$0	0	0.00	\$0	0	0.00	\$0	0	0.00	\$0
Churchill	1	1.00	\$3,230	0	0.00	\$0	0	0.00	\$0	0	0.00	\$0	0	0.00	\$0
Desert View	0	0.00	\$0	0	0.00	\$0	0	0.00	\$0	0	0.00	\$0	0	0.00	\$0
Grover C. Dils	0	0.00	\$0	0	0.00	\$0	0	0.00	\$0	0	0.00	\$0	0	0.00	\$0
Humboldt	0	0.00	\$0	0	0.00	\$0	0	0.00	\$0	1	1.00	\$2,501	0	0.00	\$0
Incline Village	0	0.00	\$0	0	0.00	\$0	0	0.00	\$0	0	0.00	\$0	0	0.00	\$0
Mesa View	1	1.00	\$3,508	1	1.00	\$2,043	0	0.00	\$0	0	0.00	\$0	0	0.00	\$0
Mount Grant	0	0.00	\$0	0	0.00	\$0	0	0.00	\$0	0	0.00	\$0	0	0.00	\$0
Northeastern	2	2.50	\$12,984	2	1.00	\$1,726	0	0.00	\$0	1	1.00	\$3,914	0	0.00	\$0
Nye	0	0.00	\$0	0	0.00	\$0	0	0.00	\$0	0	0.00	\$0	0	0.00	\$0
Pershing	0	0.00	\$0	0	0.00	\$0	0	0.00	\$0	0	0.00	\$0	0	0.00	\$0
South Lyon	0	0.00	\$0	0	0.00	\$0	0	0.00	\$0	0	0.00	\$0	0	0.00	\$0
William Bee Ririe	1	1.00	\$1,934	4	1.00	\$1,624	4	1.00	\$2,090	0	0.00	\$0	1	1.00	\$2,087
TOTAL	5	1.60	\$6,928	7	1.00	\$1,713	4	1.00	\$2,090	2	1.00	\$3,207	1	1.00	\$2,087
ALL COUNTIES	28	1.25	\$3,787	32	1.13	\$3,278	37	1.05	\$3,466	26	1.77	\$5,309	17	1.00	\$3,380

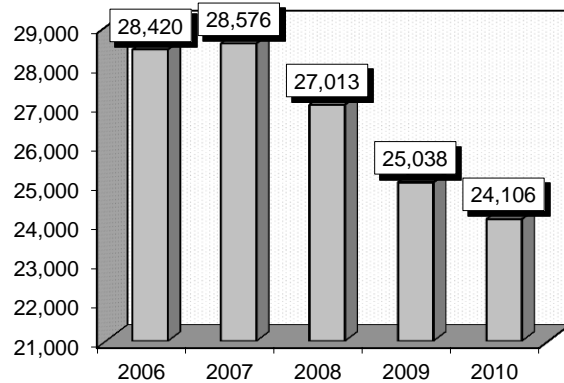
NORMAL NEWBORN

Associated Procedures: Procedures that frequently accompanied normal newborn were: 1) Vaccination (9955), 2) Audiometry (9541), 3) Neurological function test (8915), 4) Circumcision (640), 5) Hearing examination (9547).

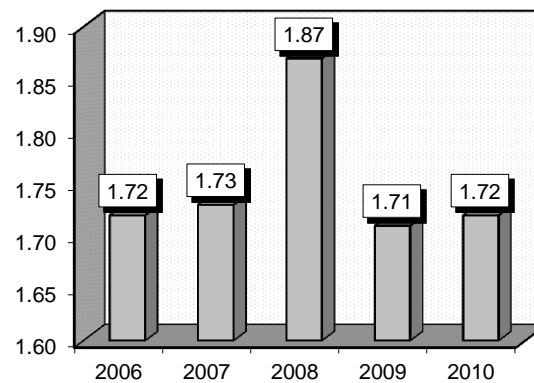
Comments: On average, birth weights range from five pounds five ounces to eight pounds. The pulse of a newborn ranges from 100 to 170 beats per minute when awake, 70 to 80 when sleeping deeply. They take an average of 30 to 50 breaths per minute. Nearly all fair-skinned babies are born with blue or gray eyes, which may gradually change color over the first 12 months. Darker-skinned babies most often are born with brown or darker eyes, which usually stay that color. Dark-haired babies usually stay that way, but blond hair often darkens with age. Newborn babies have a soft spot, also known as the fontanel, that is diamond shaped just above the hairline, where the baby's skull bones have not yet fused together.

	2006			2007			2008			2009			2010		
Gender	Cases	Avg LOS	Avg Bill	Cases	Avg LOS	Avg Bill	Cases	Avg LOS	Avg Bill	Cases	Avg LOS	Avg Bill	Cases	Avg LOS	Avg Bill
Male	14,216	1.73	\$1,574	14,301	1.74	\$1,796	13,643	1.87	\$1,937	12,617	1.73	\$2,164	12,056	1.73	\$2,300
Female	14,204	1.70	\$1,520	14,275	1.71	\$1,738	13,370	1.86	\$1,884	12,421	1.70	\$2,065	12,050	1.70	\$2,246
Age Group	Cases	Avg LOS	Avg Bill	Cases	Avg LOS	Avg Bill	Cases	Avg LOS	Avg Bill	Cases	Avg LOS	Avg Bill	Cases	Avg LOS	Avg Bill
Ages 0-17	28,420	1.72	\$1,547	28,576	1.73	\$1,767	27,013	1.87	\$1,910	25,038	1.71	\$2,115	24,106	1.72	\$2,273
Ages 18-35	0	0.00	\$0	0	0.00	\$0	0	0.00	\$0	0	0.00	\$0	0	0.00	\$0
Ages 36-49	0	0.00	\$0	0	0.00	\$0	0	0.00	\$0	0	0.00	\$0	0	0.00	\$0
Ages 50-64	0	0.00	\$0	0	0.00	\$0	0	0.00	\$0	0	0.00	\$0	0	0.00	\$0
Ages 65+	0	0.00	\$0	0	0.00	\$0	0	0.00	\$0	0	0.00	\$0	0	0.00	\$0
TOTAL	28,420	1.72	\$1,547	28,576	1.73	\$1,767	27,013	1.87	\$1,910	25,038	1.71	\$2,115	24,106	1.72	\$2,273

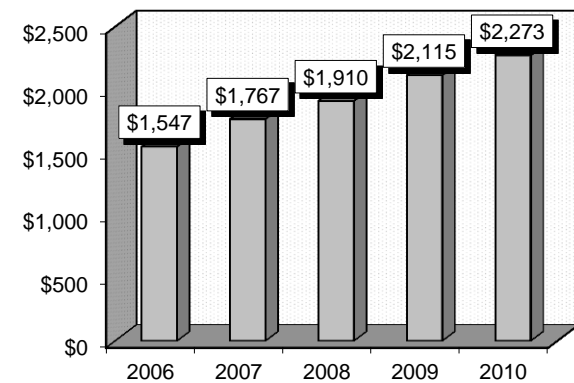
Patient Discharges



Average Length of Stay



Average Billed Charges



County / Hospital	2006			2007			2008			2009			2010		
	Cases	Avg LOS	Avg Bill	Cases	Avg LOS	Avg Bill	Cases	Avg LOS	Avg Bill	Cases	Avg LOS	Avg Bill	Cases	Avg LOS	Avg Bill
CLARK															
Centennial Hills	0	0.00	\$0	0	0.00	\$0	308	1.75	\$1,568	705	1.64	\$2,101	904	1.64	\$2,242
Desert Springs	0	0.00	\$0	0	0.00	\$0	0	0.00	\$0	0	0.00	\$0	0	0.00	\$0
Mountain View	2,272	1.65	\$1,812	1,771	1.73	\$1,993	1,596	1.76	\$2,223	1,263	1.68	\$2,297	1,212	1.73	\$2,575
North Vista	1,628	1.42	\$1,142	1,475	1.55	\$1,367	1,259	1.53	\$1,482	1,133	1.54	\$1,332	12	1.17	\$1,070
St. Rose-Rose de Lima	725	1.48	\$1,576	968	1.55	\$2,144	881	2.24	\$2,421	760	2.08	\$2,761	247	2.36	\$2,816
St. Rose-San Martin	15	1.87	\$1,806	373	1.65	\$2,017	403	3.67	\$2,272	492	2.18	\$2,810	623	1.98	\$2,616
St. Rose-Siena	2,055	1.72	\$1,265	2,095	1.67	\$1,543	2,125	2.53	\$2,035	1,865	2.04	\$2,740	2,329	1.97	\$2,726
Southern Hills	676	1.89	\$1,716	816	1.89	\$1,924	900	1.79	\$1,976	987	1.81	\$2,165	854	1.83	\$2,258
Spring Valley	1,471	1.75	\$1,685	1,593	1.78	\$1,510	1,354	1.80	\$1,668	1,429	1.32	\$1,780	1,571	1.28	\$1,907
Summerlin	2,076	1.89	\$1,666	2,695	1.78	\$1,758	2,180	1.77	\$1,855	1,862	1.58	\$2,094	1,971	1.54	\$2,431
Sunrise	3,987	1.86	\$1,766	3,187	1.86	\$2,103	3,202	1.90	\$2,321	3,040	1.83	\$2,402	3,025	1.78	\$2,480
UMC	3,768	1.62	\$802	3,600	1.72	\$1,047	3,640	1.80	\$1,050	3,060	1.72	\$1,238	2,711	1.76	\$1,308
Valley	2,535	1.70	\$1,747	2,917	1.62	\$2,157	2,379	1.61	\$2,149	2,115	1.31	\$2,274	2,387	1.41	\$2,512
TOTAL	21,208	1.71	\$1,478	21,490	1.72	\$1,726	20,227	1.90	\$1,865	18,711	1.69	\$2,082	17,846	1.69	\$2,275
WASHOE															
Carson Tahoe	783	1.39	\$2,051	816	1.41	\$2,333	710	1.44	\$2,356	690	1.47	\$2,339	633	1.40	\$2,265
Northern Nevada	0	0.00	\$0	0	0.00	\$0	0	0.00	\$0	0	0.00	\$0	0	0.00	\$0
Renown Regional	3,662	1.81	\$1,971	3,413	1.86	\$2,152	3,029	1.91	\$2,382	2,981	1.95	\$2,462	2,673	1.96	\$2,553
Renown S. Meadows	0	0.00	\$0	0	0.00	\$0	0	0.00	\$0	0	0.00	\$0	0	0.00	\$0
Saint Mary's	1,774	1.78	\$1,428	1,866	1.80	\$1,548	1,718	1.83	\$1,810	1,470	1.77	\$2,059	1,914	1.86	\$2,101
Sierra Surgery	0	0.00	\$0	0	0.00	\$0	0	0.00	\$0	0	0.00	\$0	0	0.00	\$0
TOTAL	6,219	1.75	\$1,826	6,095	1.78	\$1,991	5,457	1.83	\$2,199	5,141	1.83	\$2,330	5,220	1.86	\$2,352
RURAL															
Battle Mountain	0	0.00	\$0	0	0.00	\$0	0	0.00	\$0	0	0.00	\$0	0	0.00	\$0
Boulder City	0	0.00	\$0	0	0.00	\$0	0	0.00	\$0	0	0.00	\$0	0	0.00	\$0
Carson Valley	0	0.00	\$0	0	0.00	\$0	0	0.00	\$0	0	0.00	\$0	0	0.00	\$0
Churchill	211	1.54	\$1,268	170	1.36	\$1,122	271	1.39	\$1,216	266	1.36	\$1,325	207	1.57	\$1,511
Desert View	0	0.00	\$0	0	0.00	\$0	41	1.73	\$1,612	0	0.00	\$0	0	0.00	\$0
Grover C. Dils	0	0.00	\$0	0	0.00	\$0	0	0.00	\$0	0	0.00	\$0	0	0.00	\$0
Humboldt	115	1.76	\$899	104	1.58	\$914	227	1.49	\$1,131	210	1.44	\$1,119	233	1.53	\$1,181
Incline Village	0	0.00	\$0	0	0.00	\$0	0	0.00	\$0	0	0.00	\$0	0	0.00	\$0
Mesa View	132	1.63	\$1,920	146	1.52	\$1,785	162	1.61	\$1,850	141	1.66	\$1,996	104	1.72	\$2,228
Mount Grant	0	0.00	\$0	0	0.00	\$0	1	1.00	\$990	1	3.00	\$2,970	0	0.00	\$0
Northeastern	468	1.53	\$1,106	496	1.52	\$1,202	550	1.44	\$1,451	488	1.51	\$1,936	416	1.44	\$2,159
Nye	0	0.00	\$0	2	1.00	\$1,301	2	1.00	\$1,834	0	0.00	\$0	1	1.00	\$1,316
Pershing	0	0.00	\$0	0	0.00	\$0	0	0.00	\$0	0	0.00	\$0	0	0.00	\$0
South Lyon	0	0.00	\$0	1	1.00	\$908	0	0.00	\$0	0	0.00	\$0	0	0.00	\$0
William Bee Ririe	67	1.96	\$1,867	72	1.79	\$1,836	75	1.68	\$1,792	80	1.56	\$2,461	79	1.84	\$2,549
TOTAL	993	1.60	\$1,276	991	1.52	\$1,290	1,329	1.48	\$1,421	1,186	1.49	\$1,698	1,040	1.54	\$1,847
ALL COUNTIES	28,420	1.72	\$1,547	28,576	1.73	\$1,767	27,013	1.87	\$1,910	25,038	1.71	\$2,115	24,106	1.72	\$2,273

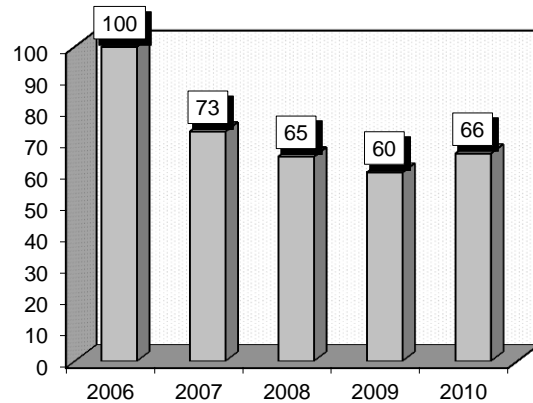
DEPRESSIVE NEUROSES

Associated Diagnoses: Diagnoses that frequently accompanied depressive neuroses were: 1) Hypertension (4019), 2) Suicidal ideation (V6284), 3) Dysthymic disorder (3004), 4) Tobacco use disorder (3051), 5) Hyperlipidemia (2724), 6) Chronic airway obstruction (496), 7) Hypopotassemia (2768).

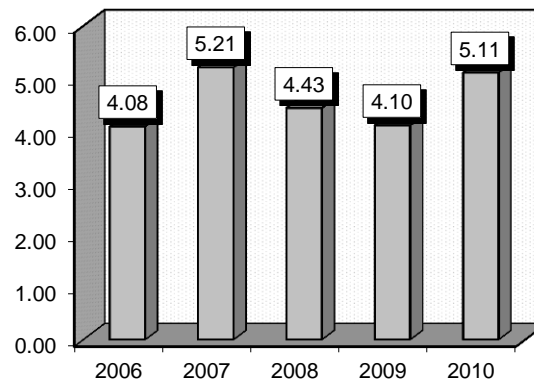
Definitions: Depression: A mental state characterized by a pessimistic sense of inadequacy and a despondent lack of activity. **Hypertension:** Elevated blood pressure persistently exceeding 140/90. Essential hypertension, the most common kind, has no single identifiable cause. **Dysthymic disorder:** A chronic, yet mild, form of depression; it is more prevalent and long-lasting than major depression and is associated with a significant disability in physical, social and role functioning, high healthcare utilization and poor quality of life. **Hyperlipidemia:** Excess levels of fats in the blood. These fats can be triglycerides, or cholesterol. Hyperlipidemia is often associated with increased risk of heart disease and strokes. There are genetic disorders that predispose to hyperlipidemia. **Hypopotassemia:** Disorder of fluid, electrolyte, and acid-base balance.

Gender	2006			2007			2008			2009			2010		
	Cases	Avg LOS	Avg Bill	Cases	Avg LOS	Avg Bill	Cases	Avg LOS	Avg Bill	Cases	Avg LOS	Avg Bill	Cases	Avg LOS	Avg Bill
Male	36	4.42	\$18,665	31	5.10	\$14,435	29	6.07	\$19,991	22	4.95	\$23,995	27	3.70	\$24,788
Female	64	3.89	\$16,935	42	5.29	\$21,344	36	3.11	\$14,074	38	3.61	\$18,950	39	6.08	\$23,821
Age Group	Cases	Avg LOS	Avg Bill	Cases	Avg LOS	Avg Bill	Cases	Avg LOS	Avg Bill	Cases	Avg LOS	Avg Bill	Cases	Avg LOS	Avg Bill
Ages 0-17	10	3.70	\$4,347	13	2.08	\$4,042	11	2.09	\$4,223	12	3.17	\$7,020	11	3.27	\$7,051
Ages 18-35	13	2.85	\$9,600	2	1.50	\$8,663	5	1.20	\$12,263	6	3.83	\$23,971	8	3.00	\$14,727
Ages 36-49	17	4.41	\$23,393	19	2.79	\$14,890	9	3.44	\$13,840	14	4.43	\$29,025	8	2.38	\$13,038
Ages 50-64	28	4.18	\$17,996	14	8.00	\$33,563	16	4.75	\$19,483	17	4.18	\$24,163	17	7.12	\$28,786
Ages 65+	32	4.44	\$21,436	25	7.40	\$20,852	24	6.33	\$22,598	11	4.73	\$18,438	22	6.23	\$36,784
TOTAL	100	4.08	\$17,558	73	5.21	\$18,410	65	4.43	\$16,714	60	4.10	\$20,800	66	5.11	\$24,216

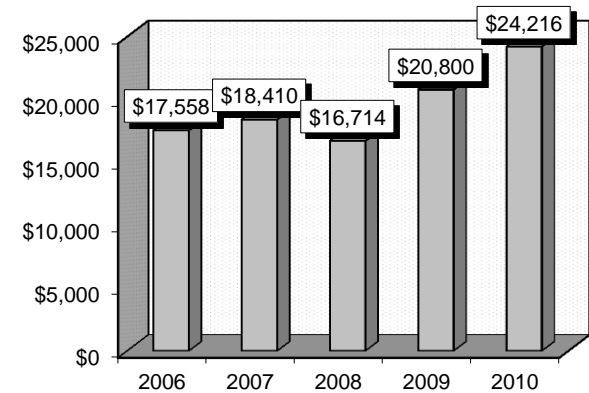
Patient Discharges



Average Length of Stay



Average Billed Charges



County / Hospital	2006			2007			2008			2009			2010		
	Cases	Avg LOS	Avg Bill	Cases	Avg LOS	Avg Bill	Cases	Avg LOS	Avg Bill	Cases	Avg LOS	Avg Bill	Cases	Avg LOS	Avg Bill
CLARK															
Centennial Hills	0	0.00	\$0	0	0.00	\$0	0	0.00	\$0	5	4.20	\$27,596	0	0.00	\$0
Desert Springs	1	5.00	\$35,442	1	14.00	\$2,477	3	1.67	\$15,032	2	2.00	\$22,244	3	1.00	\$16,070
Mountain View	7	7.43	\$36,092	0	0.00	\$0	1	6.00	\$43,575	3	4.00	\$20,391	2	7.00	\$28,437
North Vista	10	5.10	\$16,488	13	11.62	\$25,084	13	8.31	\$19,988	3	13.67	\$30,304	5	10.80	\$24,131
St. Rose-Rose de Lima	2	2.50	\$8,786	0	0.00	\$0	2	3.00	\$18,924	0	0.00	\$0	1	2.00	\$18,310
St. Rose-San Martin	0	0.00	\$0	2	2.50	\$20,656	1	1.00	\$9,810	1	6.00	\$10,433	0	0.00	\$0
St. Rose-Siena	4	2.00	\$19,213	3	4.00	\$22,898	3	6.33	\$33,964	1	1.00	\$7,372	4	3.75	\$29,541
Southern Hills	1	2.00	\$32,043	0	0.00	\$0	1	1.00	\$8,732	1	5.00	\$14,620	1	4.00	\$22,992
Spring Valley	4	5.75	\$45,882	1	3.00	\$6,878	0	0.00	\$0	5	3.40	\$25,866	1	2.00	\$29,298
Summerlin	1	1.00	\$7,065	0	0.00	\$0	2	1.00	\$10,085	3	1.33	\$19,357	5	4.60	\$64,127
Sunrise	9	4.33	\$24,234	3	11.33	\$41,891	1	3.00	\$30,930	3	5.33	\$41,405	1	6.00	\$41,949
UMC	16	3.69	\$6,303	18	2.11	\$8,201	15	2.20	\$7,945	12	3.33	\$14,580	14	2.86	\$7,062
Valley	8	4.75	\$22,021	7	2.86	\$15,979	3	3.33	\$16,028	8	4.50	\$24,407	2	1.00	\$16,566
TOTAL	63	4.49	\$20,082	48	5.77	\$17,304	45	4.31	\$16,114	47	4.32	\$22,315	39	4.23	\$23,310
WASHOE															
Carson Tahoe	18	3.17	\$11,805	11	5.36	\$27,992	5	5.20	\$19,838	3	1.67	\$7,065	6	12.83	\$45,191
Northern Nevada	6	3.83	\$21,278	4	4.25	\$24,546	7	5.14	\$23,766	3	7.33	\$33,295	8	6.88	\$32,901
Renown Regional	4	2.25	\$14,551	3	3.33	\$18,102	2	6.50	\$14,900	3	3.00	\$18,977	2	2.00	\$11,965
Renown S. Meadows	0	0.00	\$0	0	0.00	\$0	1	1.00	\$17,594	0	0.00	\$0	0	0.00	\$0
Saint Mary's	2	7.50	\$20,352	0	0.00	\$0	1	5.00	\$18,774	0	0.00	\$0	2	4.00	\$16,439
Sierra Surgery	0	0.00	\$0	0	0.00	\$0	0	0.00	\$0	0	0.00	\$0	0	0.00	\$0
TOTAL	30	3.47	\$14,635	18	4.78	\$25,578	16	5.06	\$20,733	9	4.00	\$19,779	18	8.00	\$32,842
RURAL															
Battle Mountain	0	0.00	\$0	0	0.00	\$0	0	0.00	\$0	0	0.00	\$0	1	1.00	\$2,511
Boulder City	0	0.00	\$0	0	0.00	\$0	0	0.00	\$0	0	0.00	\$0	0	0.00	\$0
Carson Valley	2	2.00	\$8,588	0	0.00	\$0	0	0.00	\$0	0	0.00	\$0	0	0.00	\$0
Churchill	0	0.00	\$0	1	3.00	\$21,933	1	2.00	\$8,868	0	0.00	\$0	1	5.00	\$19,278
Desert View	0	0.00	\$0	0	0.00	\$0	1	5.00	\$13,018	1	1.00	\$2,442	1	2.00	\$9,755
Grover C. Dils	0	0.00	\$0	1	3.00	\$7,328	0	0.00	\$0	1	2.00	\$3,999	0	0.00	\$0
Humboldt	0	0.00	\$0	0	0.00	\$0	1	4.00	\$4,409	0	0.00	\$0	0	0.00	\$0
Incline Village	0	0.00	\$0	0	0.00	\$0	0	0.00	\$0	0	0.00	\$0	0	0.00	\$0
Mesa View	1	2.00	\$8,424	1	3.00	\$13,336	0	0.00	\$0	0	0.00	\$0	1	6.00	\$16,228
Mount Grant	0	0.00	\$0	0	0.00	\$0	0	0.00	\$0	0	0.00	\$0	0	0.00	\$0
Northeastern	0	0.00	\$0	0	0.00	\$0	0	0.00	\$0	0	0.00	\$0	0	0.00	\$0
Nye	0	0.00	\$0	0	0.00	\$0	0	0.00	\$0	0	0.00	\$0	0	0.00	\$0
Pershing	0	0.00	\$0	0	0.00	\$0	0	0.00	\$0	0	0.00	\$0	0	0.00	\$0
South Lyon	0	0.00	\$0	0	0.00	\$0	0	0.00	\$0	0	0.00	\$0	0	0.00	\$0
William Bee Ririe	4	3.75	\$6,495	4	2.00	\$2,588	1	2.00	\$3,256	2	2.00	\$7,377	5	2.80	\$10,055
TOTAL	7	3.00	\$7,368	7	2.43	\$7,564	4	3.25	\$7,387	4	1.75	\$5,299	9	3.11	\$10,894
ALL COUNTIES	100	4.08	\$17,558	73	5.21	\$18,410	65	4.43	\$16,714	60	4.10	\$20,800	66	5.11	\$24,216

POISONING & TOXIC EFFECTS OF DRUGS

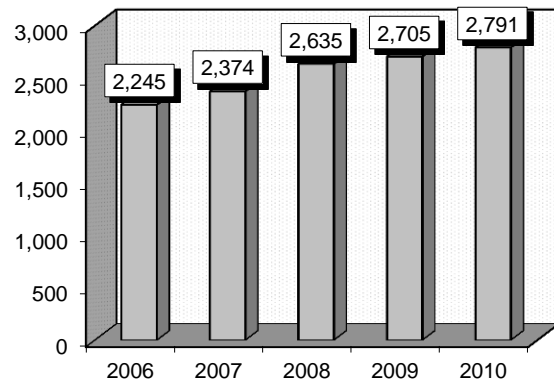
Associated Diagnoses: Diagnoses that frequently accompanied poisoning and the toxic effects of drugs were: 1) Tobacco abuse disorder (3051), 2) Acute respiratory failure (51881), 3) Hypertension (4019), 4) Poisoning by psychotropic agents (969), 5) Depressive disorder (311), 6) Hypopotassemia (2768), 7) Bipolar disorder (2964-7), 8) Nondependent alcohol abuse (3050), 9) Altered mental status (78097).

Definitions: **Hypertension:** Elevated blood pressure persistently exceeding 140/90. Essential hypertension, the most common kind, has no single identifiable cause. **Psychotropic:** A drug that affects the mind, emotions, or behavior. **Hypopotassemia:** Disorder of fluid, electrolyte, and acid-base balance. **Bipolar disorder:** Previously referred to as manic depressive illness, characterized by the occurrence of mania (euphoria) alternating with bouts of depression.

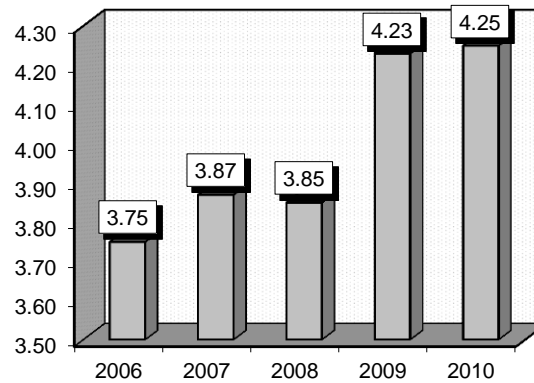
Comments: Poisoning is a condition produced by the ingestion of, injection of, inhalation of, or exposure to a poisonous substance. According to the Center for Disease Control and Prevention, a poisoning is a poison exposure that results in bodily harm. Poison exposures can occur by accident without intent, these exposures are defined as unintentional poisonings. Poison exposures can be the result of a conscious, willful decision, defined as intentional poisonings. Identification of the poison and presentation of a container label are critical to diagnosis and treatment.

Gender	2006			2007			2008			2009			2010		
	Cases	Avg LOS	Avg Bill	Cases	Avg LOS	Avg Bill	Cases	Avg LOS	Avg Bill	Cases	Avg LOS	Avg Bill	Cases	Avg LOS	Avg Bill
Male	1,043	3.95	\$29,022	1,006	4.16	\$34,231	1,140	4.04	\$33,958	1,252	4.28	\$36,058	1,280	4.61	\$42,849
Female	1,202	3.58	\$25,299	1,368	3.65	\$27,482	1,495	3.70	\$29,831	1,453	4.19	\$33,370	1,511	3.95	\$35,522
Age Group	Cases	Avg LOS	Avg Bill	Cases	Avg LOS	Avg Bill	Cases	Avg LOS	Avg Bill	Cases	Avg LOS	Avg Bill	Cases	Avg LOS	Avg Bill
Ages 0-17	215	2.05	\$11,220	240	2.27	\$12,340	242	1.81	\$11,561	289	1.86	\$13,847	247	1.58	\$13,686
Ages 18-35	662	3.50	\$26,092	676	3.52	\$27,876	731	3.53	\$27,069	757	4.25	\$34,652	783	4.38	\$37,626
Ages 36-49	694	4.03	\$29,621	706	3.99	\$32,036	726	4.19	\$36,062	761	4.43	\$35,570	671	4.56	\$39,747
Ages 50-64	452	4.23	\$30,263	508	4.79	\$39,093	627	4.46	\$37,264	607	5.08	\$41,727	730	4.79	\$44,884
Ages 65+	222	4.32	\$30,447	244	4.13	\$31,756	309	4.15	\$36,176	291	4.25	\$37,803	360	4.14	\$45,117
TOTAL	2,245	3.75	\$27,029	2,374	3.87	\$30,342	2,635	3.85	\$31,616	2,705	4.23	\$34,614	2,791	4.25	\$38,882

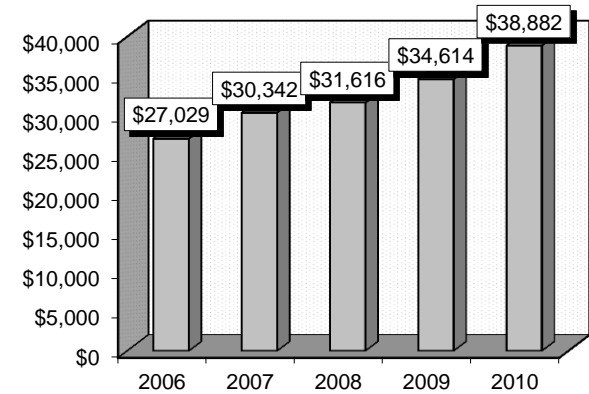
Patient Discharges



Average Length of Stay



Average Billed Charges



County / Hospital	2006			2007			2008			2009			2010		
	Cases	Avg LOS	Avg Bill	Cases	Avg LOS	Avg Bill	Cases	Avg LOS	Avg Bill	Cases	Avg LOS	Avg Bill	Cases	Avg LOS	Avg Bill
CLARK															
Centennial Hills	0	0.00	\$0	0	0.00	\$0	102	3.67	\$28,321	112	4.02	\$34,149	100	4.30	\$36,716
Desert Springs	86	4.15	\$32,048	75	3.72	\$33,184	94	3.18	\$27,333	81	3.62	\$29,399	101	4.38	\$38,802
Mountain View	155	4.50	\$35,987	168	4.94	\$44,256	171	4.18	\$39,224	182	4.58	\$44,366	218	4.62	\$51,126
North Vista	96	4.33	\$37,828	94	5.95	\$40,021	71	5.07	\$40,912	74	6.62	\$51,491	98	5.57	\$39,167
St. Rose-Rose de Lima	91	3.46	\$26,851	94	4.29	\$35,927	104	4.42	\$38,066	118	5.47	\$42,718	180	5.18	\$46,528
St. Rose-San Martin	4	5.75	\$43,067	53	2.83	\$20,595	66	3.65	\$32,846	59	4.05	\$34,508	75	3.84	\$30,932
St. Rose-Siena	145	3.38	\$24,991	171	3.70	\$28,008	181	3.52	\$28,509	170	3.74	\$33,399	188	3.78	\$36,011
Southern Hills	77	4.74	\$34,573	54	3.93	\$28,670	41	3.46	\$26,815	69	5.74	\$50,553	40	4.72	\$41,450
Spring Valley	133	3.74	\$27,584	107	4.48	\$39,545	178	4.20	\$35,427	183	4.11	\$34,572	180	4.93	\$52,531
Summerlin	136	3.26	\$28,574	109	3.32	\$31,270	120	3.37	\$34,614	147	3.27	\$36,137	129	2.70	\$30,012
Sunrise	245	4.23	\$29,364	269	4.49	\$34,910	310	4.26	\$35,115	329	5.34	\$42,423	329	6.25	\$54,312
UMC	247	3.87	\$21,811	308	3.29	\$26,695	261	3.48	\$27,157	261	4.22	\$30,256	231	3.10	\$26,829
Valley	173	5.44	\$41,910	173	5.13	\$39,478	183	5.35	\$52,240	182	3.97	\$39,080	174	4.85	\$59,678
TOTAL	1,588	4.12	\$30,387	1,675	4.19	\$33,776	1,882	4.03	\$34,777	1,967	4.47	\$38,098	2,043	4.60	\$43,796
WASHOE															
Carson Tahoe	107	2.05	\$18,086	135	2.18	\$19,743	111	2.77	\$20,340	109	1.99	\$16,781	104	2.32	\$20,868
Northern Nevada	50	2.66	\$21,078	72	3.68	\$24,012	61	3.26	\$26,892	59	3.36	\$24,167	75	3.53	\$32,436
Renown Regional	283	3.51	\$21,950	268	3.41	\$24,798	337	4.07	\$28,559	371	4.42	\$30,973	347	3.93	\$28,935
Renown S. Meadows	28	2.36	\$16,039	30	3.37	\$30,905	23	2.91	\$22,358	19	2.37	\$23,160	21	1.38	\$17,586
Saint Mary's	87	2.94	\$21,059	94	3.89	\$25,055	95	3.46	\$24,606	89	4.16	\$28,731	84	3.86	\$28,600
Sierra Surgery	0	0.00	\$0	0	0.00	\$0	0	0.00	\$0	0	0.00	\$0	0	0.00	\$0
TOTAL	555	3.00	\$20,689	599	3.24	\$23,911	627	3.63	\$26,116	647	3.82	\$27,424	631	3.52	\$27,599
RURAL															
Battle Mountain	0	0.00	\$0	0	0.00	\$0	1	3.00	\$4,290	2	3.00	\$11,942	0	0.00	\$0
Boulder City	8	3.88	\$15,147	7	1.86	\$6,658	8	2.63	\$7,349	4	2.50	\$7,097	3	1.00	\$7,393
Carson Valley	3	1.67	\$7,697	15	4.27	\$26,549	20	1.90	\$14,715	4	3.25	\$13,714	9	3.22	\$28,064
Churchill	28	2.50	\$10,824	24	1.33	\$7,815	35	2.11	\$11,256	23	1.78	\$10,845	25	1.56	\$10,368
Desert View	0	0.00	\$0	0	0.00	\$0	6	1.67	\$4,536	8	1.50	\$5,304	15	2.67	\$9,697
Grover C. Dils	0	0.00	\$0	0	0.00	\$0	2	4.00	\$15,490	1	2.00	\$4,845	2	3.50	\$15,732
Humboldt	2	2.00	\$8,714	3	4.00	\$9,599	2	2.50	\$5,820	1	1.00	\$4,523	3	1.33	\$7,097
Incline Village	1	1.00	\$6,015	0	0.00	\$0	1	2.00	\$6,949	0	0.00	\$0	0	0.00	\$0
Mesa View	12	1.67	\$10,216	9	1.56	\$9,270	13	2.00	\$9,903	20	2.05	\$9,268	14	1.36	\$11,868
Mount Grant	3	1.67	\$4,048	3	1.00	\$2,594	2	5.50	\$15,800	2	1.50	\$2,839	4	5.50	\$19,429
Northeastern	23	1.96	\$10,970	21	1.86	\$10,359	21	2.33	\$18,588	17	2.12	\$16,175	30	2.13	\$19,528
Nye	3	1.33	\$5,130	2	1.00	\$3,844	6	1.50	\$8,053	3	1.33	\$7,170	3	1.33	\$5,213
Pershing	5	2.60	\$5,013	3	7.33	\$19,829	1	1.00	\$7,186	1	7.00	\$20,306	0	0.00	\$0
South Lyon	6	1.33	\$2,327	4	1.75	\$3,986	2	1.00	\$3,078	1	1.00	\$1,902	0	0.00	\$0
William Bee Ririe	8	2.25	\$3,959	9	2.11	\$9,010	6	2.33	\$7,375	4	1.25	\$7,748	9	1.67	\$5,810
TOTAL	102	2.20	\$9,254	100	2.27	\$11,342	126	2.17	\$11,783	91	2.00	\$10,430	117	2.10	\$13,930
ALL COUNTIES	2,245	3.75	\$27,029	2,374	3.87	\$30,342	2,635	3.85	\$31,616	2,705	4.23	\$34,614	2,791	4.25	\$38,882

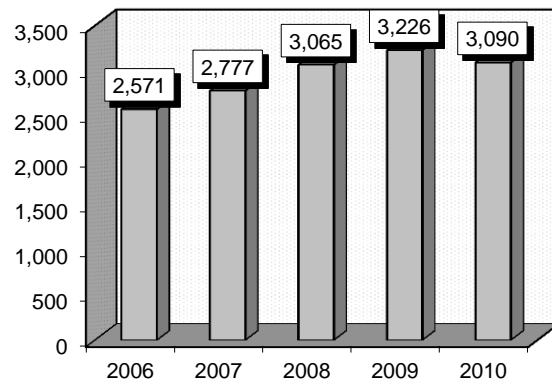
LAPAROSCOPIC CHOLECYSTECTOMY

Associated Procedures: Procedures that frequently accompanied laparoscopic cholecystectomy were: 1) Intraoperative cholangiogram (8753), 2) Endoscopic sphincterotomy (5185), 3) Endoscopic removal of bile stones (5188), 4) Laparoscopic peritoneal adhesiolysis (5451), 5) Esophagogastroduodenoscopy with closed biopsy (4516).

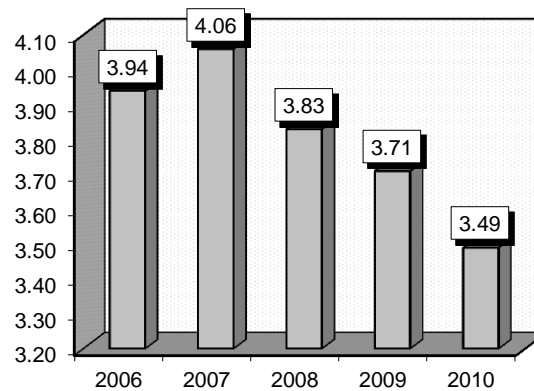
Definitions: **Laparoscope:** A narrow tube with a light and a fiberoptic camera. It is inserted through a small incision to assist in surgeries by transmitting images to the physician. **Cholecystectomy:** The surgical removal of the gallbladder. **Intraoperative:** During the course of an operation. **Cholangiogram:** An X-ray study of the bile ducts performed with contrast injected into the ducts. **Sphincterotomy:** Surgical cutting/incision of a sphincter; incision of the internal sphincter of the anus, used in the treatment of anal fissure. **Peritoneal:** A membrane that lines the wall of the abdominal cavity. **Adhesiolysis:** The treatment for the removal of scarlike tissue that forms between two surfaces within the body. **Esophagogastroduodenoscopy:** Exam of the upper digestive tract using an endoscope. **Endoscope:** A small, flexible tube with a light and a lens on the end used to look into the esophagus, stomach, duodenum, colon, or rectum.

Gender	2006			2007			2008			2009			2010		
	Cases	Avg LOS	Avg Bill	Cases	Avg LOS	Avg Bill	Cases	Avg LOS	Avg Bill	Cases	Avg LOS	Avg Bill	Cases	Avg LOS	Avg Bill
Male	857	4.34	\$43,559	881	4.56	\$50,022	1,035	4.15	\$49,985	995	4.16	\$53,089	1,007	3.94	\$56,951
Female	1,714	3.73	\$36,684	1,896	3.83	\$43,129	2,030	3.67	\$43,269	2,231	3.51	\$44,902	2,083	3.28	\$47,874
Age Group	Cases	Avg LOS	Avg Bill	Cases	Avg LOS	Avg Bill	Cases	Avg LOS	Avg Bill	Cases	Avg LOS	Avg Bill	Cases	Avg LOS	Avg Bill
Ages 0-17	48	4.42	\$35,732	65	2.68	\$29,501	68	3.59	\$34,043	86	2.62	\$31,258	51	3.45	\$40,793
Ages 18-35	730	3.15	\$32,620	796	3.43	\$38,708	953	3.09	\$38,304	935	2.89	\$39,202	901	2.86	\$42,181
Ages 36-49	568	3.42	\$35,368	699	3.67	\$43,803	747	3.65	\$43,949	824	3.35	\$44,703	757	2.91	\$43,619
Ages 50-64	616	3.98	\$39,932	643	4.21	\$45,979	684	3.93	\$46,470	692	3.77	\$48,662	699	3.42	\$51,352
Ages 65+	609	5.27	\$49,248	574	5.42	\$57,370	613	5.13	\$58,951	689	5.34	\$62,640	682	5.07	\$70,484
TOTAL	2,571	3.94	\$38,976	2,777	4.06	\$45,316	3,065	3.83	\$45,537	3,226	3.71	\$47,425	3,090	3.49	\$50,832

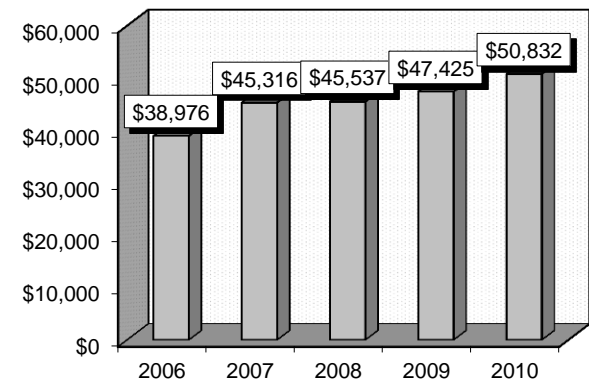
Patient Discharges



Average Length of Stay



Average Billed Charges



County / Hospital	2006			2007			2008			2009			2010		
	Cases	Avg LOS	Avg Bill	Cases	Avg LOS	Avg Bill	Cases	Avg LOS	Avg Bill	Cases	Avg LOS	Avg Bill	Cases	Avg LOS	Avg Bill
CLARK															
Centennial Hills	0	0.00	\$0	0	0.00	\$0	135	3.16	\$40,692	212	3.30	\$46,280	195	3.68	\$56,123
Desert Springs	194	4.28	\$40,641	230	4.55	\$54,067	204	4.09	\$55,322	180	3.88	\$59,116	160	3.78	\$66,923
Mountain View	267	3.91	\$39,616	254	4.59	\$50,242	234	4.41	\$51,970	260	4.60	\$58,353	228	3.65	\$53,497
North Vista	90	4.03	\$53,297	103	4.16	\$57,620	134	3.43	\$55,077	111	3.54	\$54,894	107	3.73	\$63,634
St. Rose-Rose de Lima	116	4.03	\$46,781	131	4.18	\$50,304	138	3.13	\$41,392	140	3.34	\$45,989	164	3.20	\$50,021
St. Rose-San Martin	9	4.33	\$49,246	104	3.65	\$44,550	152	3.63	\$45,531	157	3.88	\$52,301	144	3.04	\$46,913
St. Rose-Siena	216	3.64	\$43,350	220	3.52	\$47,005	208	4.06	\$48,361	206	3.59	\$49,727	254	3.41	\$53,456
Southern Hills	106	3.67	\$34,940	93	4.03	\$41,092	100	4.40	\$46,964	72	3.64	\$48,471	87	3.11	\$44,372
Spring Valley	144	3.97	\$41,428	151	4.50	\$58,529	141	3.66	\$49,075	169	3.36	\$48,351	158	3.58	\$59,251
Summerlin	131	4.95	\$49,640	174	4.48	\$55,244	162	4.14	\$57,486	191	3.82	\$53,873	198	3.24	\$52,041
Sunrise	278	4.29	\$42,681	234	4.24	\$46,433	264	4.21	\$50,984	261	3.37	\$47,847	182	4.29	\$70,771
UMC	177	4.62	\$43,477	192	4.21	\$52,941	256	4.50	\$53,273	287	4.48	\$58,144	270	3.95	\$56,468
Valley	132	4.66	\$44,058	150	5.29	\$54,176	175	4.47	\$51,857	167	3.72	\$49,104	135	3.97	\$62,762
TOTAL	1,860	4.17	\$43,033	2,036	4.31	\$51,142	2,303	4.02	\$50,418	2,413	3.79	\$52,189	2,282	3.61	\$56,670
WASHOE															
Carson Tahoe	138	2.88	\$32,962	110	3.15	\$37,504	121	3.06	\$36,399	124	3.19	\$40,017	117	3.61	\$46,552
Northern Nevada	51	2.75	\$35,900	67	3.15	\$36,919	67	3.15	\$38,079	66	3.09	\$38,661	89	2.63	\$36,934
Renown Regional	232	3.59	\$26,197	247	3.68	\$26,888	217	3.49	\$26,565	282	3.94	\$31,680	286	3.33	\$29,997
Renown S. Meadows	41	3.44	\$25,240	44	3.25	\$23,732	50	2.92	\$22,762	43	3.35	\$28,932	64	2.44	\$24,898
Saint Mary's	122	3.69	\$31,467	134	3.90	\$32,446	151	3.70	\$36,515	144	3.71	\$37,403	113	3.57	\$44,136
Sierra Surgery	7	4.71	\$13,509	4	2.75	\$19,054	3	3.00	\$23,126	0	0.00	\$0	1	4.00	\$29,254
TOTAL	591	3.38	\$29,485	606	3.54	\$30,872	609	3.37	\$31,924	659	3.63	\$35,019	670	3.24	\$35,706
RURAL															
Battle Mountain	0	0.00	\$0	0	0.00	\$0	0	0.00	\$0	0	0.00	\$0	0	0.00	\$0
Boulder City	9	2.89	\$14,394	14	2.50	\$13,511	12	3.17	\$22,173	9	2.00	\$10,107	1	4.00	\$14,968
Carson Valley	5	4.80	\$24,552	3	12.67	\$52,724	13	2.23	\$23,722	23	2.39	\$23,719	17	2.41	\$22,905
Churchill	52	2.52	\$21,435	61	2.70	\$22,399	41	2.88	\$25,390	26	3.46	\$31,466	46	3.50	\$28,901
Desert View	0	0.00	\$0	0	0.00	\$0	15	3.20	\$19,275	17	2.82	\$18,630	8	2.88	\$19,617
Grover C. Dils	0	0.00	\$0	0	0.00	\$0	0	0.00	\$0	0	0.00	\$0	0	0.00	\$0
Humboldt	10	2.50	\$21,764	15	2.60	\$24,665	27	3.00	\$28,363	36	2.78	\$25,323	26	1.81	\$21,705
Incline Village	0	0.00	\$0	0	0.00	\$0	0	0.00	\$0	0	0.00	\$0	0	0.00	\$0
Mesa View	6	2.17	\$22,617	7	2.14	\$25,301	9	3.22	\$26,594	5	4.00	\$33,090	8	2.13	\$22,635
Mount Grant	0	0.00	\$0	0	0.00	\$0	0	0.00	\$0	0	0.00	\$0	0	0.00	\$0
Northeastern	38	3.74	\$26,850	34	2.15	\$21,739	33	2.79	\$30,988	35	2.71	\$30,408	30	2.90	\$37,356
Nye	0	0.00	\$0	0	0.00	\$0	0	0.00	\$0	0	0.00	\$0	0	0.00	\$0
Pershing	0	0.00	\$0	0	0.00	\$0	0	0.00	\$0	0	0.00	\$0	0	0.00	\$0
South Lyon	0	0.00	\$0	0	0.00	\$0	0	0.00	\$0	0	0.00	\$0	0	0.00	\$0
William Bee Ririe	0	0.00	\$0	1	4.00	\$9,797	3	3.00	\$27,878	3	2.67	\$25,875	2	3.50	\$35,085
TOTAL	120	3.01	\$22,838	135	2.73	\$22,294	153	2.90	\$26,248	154	2.82	\$25,911	138	2.80	\$27,732
ALL COUNTIES	2,571	3.94	\$38,976	2,777	4.06	\$45,316	3,065	3.83	\$45,537	3,226	3.71	\$47,425	3,090	3.49	\$50,832

BACK & NECK PROCEDURES EXCEPT SPINAL FUSION

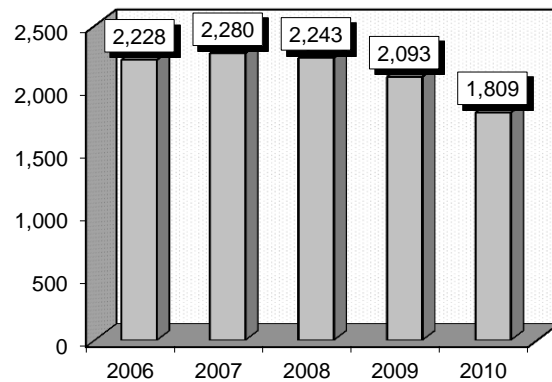
Associated Procedures: Procedures that frequently accompanied back and neck procedures were: 1) Excision of intervertebrae disc (8051), 2) Shunt or vascular bypass (392), 3) Injection of steroid (9923), 4) Insertion of total disc prosthetic, lumbar (8465), 5) Excision of lesion from soft tissue (8339), 6) Implantation of intraspinal decompression device (8458).

Definitions: Exploration: Surgical intervention to find the cause of a disorder by opening a body cavity and examining the interior. **Decompression:** The removal of pressure.

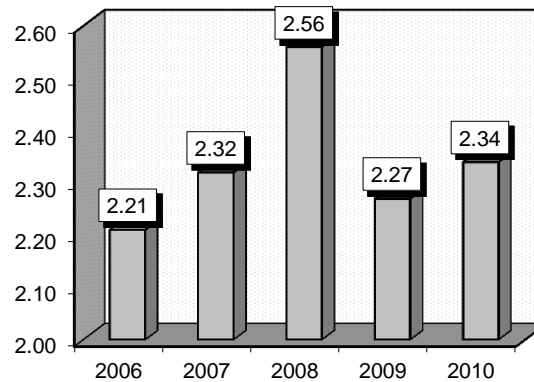
Comments: Additional related procedures included, but are not limited to, spinal cord exploration, excision of a spinal cord lesion, vertebral fracture repair, and insertion of a spinal stimulator. The spinal cord is an extension of the brain. It is protected by a bony structure called the vertebral or spinal column. There is a wide space that surrounds the spinal cord. This space contains the cerebrospinal fluid. All the information going from the brain to the limbs travels through the spinal cord. This then allows for movement. The spinal cord is the first relay station for sensory information (what we feel in our arms and legs) on its way to consciousness in various centers of the brain.

Gender	2006			2007			2008			2009			2010		
	Cases	Avg LOS	Avg Bill	Cases	Avg LOS	Avg Bill	Cases	Avg LOS	Avg Bill	Cases	Avg LOS	Avg Bill	Cases	Avg LOS	Avg Bill
Male	1,290	2.04	\$29,081	1,306	2.27	\$34,841	1,241	2.56	\$36,938	1,151	2.17	\$36,169	1,030	2.40	\$42,080
Female	938	2.44	\$31,848	974	2.38	\$37,045	1,002	2.57	\$38,203	942	2.38	\$37,257	779	2.27	\$39,951
Age Group	Cases	Avg LOS	Avg Bill	Cases	Avg LOS	Avg Bill	Cases	Avg LOS	Avg Bill	Cases	Avg LOS	Avg Bill	Cases	Avg LOS	Avg Bill
Ages 0-17	4	1.25	\$22,351	9	2.22	\$36,341	1	1.00	\$33,425	6	1.50	\$26,527	3	2.00	\$41,629
Ages 18-35	285	1.84	\$27,325	280	2.10	\$38,116	260	2.36	\$39,034	226	1.99	\$35,811	164	2.05	\$39,958
Ages 36-49	525	1.89	\$30,456	500	2.12	\$36,666	543	2.09	\$37,436	437	1.92	\$35,011	380	2.07	\$39,190
Ages 50-64	740	2.18	\$30,302	726	2.20	\$33,312	731	2.63	\$36,156	735	2.29	\$35,975	613	2.29	\$41,723
Ages 65+	674	2.65	\$31,303	765	2.65	\$36,688	708	2.94	\$38,389	689	2.55	\$38,799	649	2.63	\$42,092
TOTAL	2,228	2.21	\$30,246	2,280	2.32	\$35,782	2,243	2.56	\$37,503	2,093	2.27	\$36,659	1,809	2.34	\$41,163

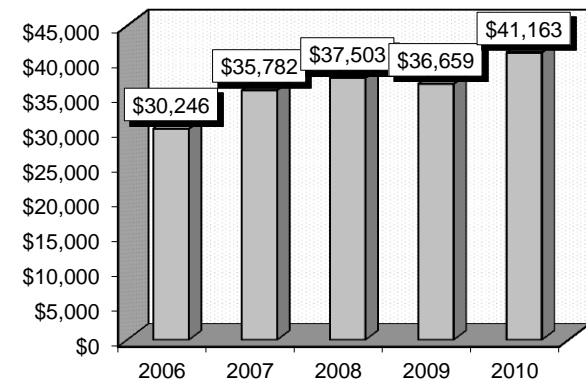
Patient Discharges



Average Length of Stay



Average Billed Charges



County / Hospital	2006			2007			2008			2009			2010		
	Cases	Avg LOS	Avg Bill	Cases	Avg LOS	Avg Bill	Cases	Avg LOS	Avg Bill	Cases	Avg LOS	Avg Bill	Cases	Avg LOS	Avg Bill
CLARK															
Centennial Hills	0	0.00	\$0	0	0.00	\$0	0	0.00	\$0	2	6.00	\$47,084	0	0.00	\$0
Desert Springs	80	2.36	\$35,503	89	2.38	\$46,329	86	3.49	\$55,099	52	2.52	\$52,234	14	2.00	\$54,171
Mountain View	44	2.36	\$23,854	72	2.10	\$27,740	113	2.66	\$40,399	136	2.53	\$35,001	132	2.61	\$41,299
North Vista	10	5.00	\$77,194	1	6.00	\$68,340	0	0.00	\$0	7	1.00	\$33,745	25	1.76	\$44,823
St. Rose-Rose de Lima	0	0.00	\$0	0	0.00	\$0	0	0.00	\$0	1	1.00	\$130,176	2	1.50	\$92,525
St. Rose-San Martin	7	3.14	\$34,879	135	2.11	\$45,921	150	2.99	\$49,298	107	2.50	\$51,375	84	2.37	\$50,947
St. Rose-Siena	205	1.70	\$27,509	237	1.81	\$32,617	289	2.08	\$31,563	296	1.57	\$30,474	224	1.78	\$36,270
Southern Hills	0	0.00	\$0	0	0.00	\$0	21	1.29	\$19,435	25	1.60	\$27,922	50	1.76	\$38,873
Spring Valley	54	2.43	\$28,135	77	3.70	\$41,691	105	3.06	\$47,854	102	2.61	\$45,253	82	2.90	\$49,232
Summerlin	1	6.00	\$52,117	1	30.00	\$472,638	1	3.00	\$23,340	17	1.53	\$37,755	16	1.50	\$47,800
Sunrise	412	1.99	\$31,276	412	2.29	\$39,934	219	2.72	\$45,194	146	2.89	\$45,216	122	3.39	\$55,812
UMC	129	2.66	\$46,884	133	2.84	\$56,704	131	4.24	\$55,218	139	2.94	\$52,944	129	2.26	\$62,611
Valley	296	2.14	\$34,244	217	2.30	\$38,272	156	2.27	\$46,315	143	2.38	\$43,133	103	2.26	\$48,753
TOTAL	1,238	2.14	\$33,269	1,374	2.34	\$40,830	1,271	2.76	\$43,771	1,173	2.33	\$41,380	983	2.35	\$47,378
WASHOE															
Carson Tahoe	57	2.14	\$35,386	77	2.25	\$40,055	70	2.33	\$38,944	87	1.83	\$37,410	98	1.92	\$44,071
Northern Nevada	33	2.24	\$41,391	57	2.53	\$44,652	24	2.58	\$53,294	25	3.08	\$58,548	39	2.54	\$48,281
Renown Regional	519	2.40	\$24,021	419	2.34	\$23,178	479	2.52	\$22,811	459	2.37	\$25,109	458	2.56	\$27,915
Renown S. Meadows	0	0.00	\$0	1	3.00	\$70,175	0	0.00	\$0	0	0.00	\$0	0	0.00	\$0
Saint Mary's	324	2.29	\$29,127	307	2.22	\$29,126	353	2.08	\$35,587	313	2.02	\$35,459	200	2.08	\$40,797
Sierra Surgery	53	1.49	\$15,348	44	1.98	\$25,180	43	1.70	\$21,648	35	1.54	\$23,637	29	1.79	\$23,338
TOTAL	986	2.30	\$26,471	905	2.28	\$28,133	969	2.31	\$29,334	919	2.19	\$30,652	824	2.34	\$33,766
RURAL															
Battle Mountain	0	0.00	\$0	0	0.00	\$0	0	0.00	\$0	0	0.00	\$0	0	0.00	\$0
Boulder City	4	1.50	\$25,260	1	4.00	\$21,802	1	1.00	\$9,695	0	0.00	\$0	0	0.00	\$0
Carson Valley	0	0.00	\$0	0	0.00	\$0	0	0.00	\$0	0	0.00	\$0	0	0.00	\$0
Churchill	0	0.00	\$0	0	0.00	\$0	0	0.00	\$0	0	0.00	\$0	0	0.00	\$0
Desert View	0	0.00	\$0	0	0.00	\$0	0	0.00	\$0	0	0.00	\$0	0	0.00	\$0
Grover C. Dils	0	0.00	\$0	0	0.00	\$0	0	0.00	\$0	0	0.00	\$0	0	0.00	\$0
Humboldt	0	0.00	\$0	0	0.00	\$0	0	0.00	\$0	0	0.00	\$0	0	0.00	\$0
Incline Village	0	0.00	\$0	0	0.00	\$0	0	0.00	\$0	0	0.00	\$0	0	0.00	\$0
Mesa View	0	0.00	\$0	0	0.00	\$0	2	2.50	\$26,538	1	1.00	\$18,271	2	1.00	\$34,437
Mount Grant	0	0.00	\$0	0	0.00	\$0	0	0.00	\$0	0	0.00	\$0	0	0.00	\$0
Northeastern	0	0.00	\$0	0	0.00	\$0	0	0.00	\$0	0	0.00	\$0	0	0.00	\$0
Nye	0	0.00	\$0	0	0.00	\$0	0	0.00	\$0	0	0.00	\$0	0	0.00	\$0
Pershing	0	0.00	\$0	0	0.00	\$0	0	0.00	\$0	0	0.00	\$0	0	0.00	\$0
South Lyon	0	0.00	\$0	0	0.00	\$0	0	0.00	\$0	0	0.00	\$0	0	0.00	\$0
William Bee Ririe	0	0.00	\$0	0	0.00	\$0	0	0.00	\$0	0	0.00	\$0	0	0.00	\$0
TOTAL	4	1.50	\$25,260	1	4.00	\$21,802	3	2.00	\$20,923	1	1.00	\$18,271	2	1.00	\$34,437
ALL COUNTIES	2,228	2.21	\$30,246	2,280	2.32	\$35,782	2,243	2.56	\$37,503	2,093	2.27	\$36,659	1,809	2.34	\$41,163

ALCOHOL/DRUG ABUSE OR DEPENDENCE

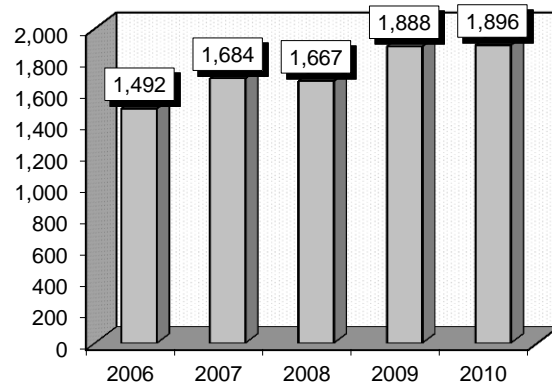
Associated Diagnoses: Diagnoses that frequently accompanied alcohol and drug abuse were: 1) Tobacco use disorder (3051), 2) Hypertension (4019), 3) Alcohol withdrawal (29181), 4) Convulsions (78039), 5) Hypopotassemia (2768), 6) Opioid type dependence; continuous use (30401), 7) Alcohol withdrawal (29181), 8) Drug withdrawal (2920).

Definitions: **Hypertension:** Elevated blood pressure persistently exceeding 140/90. Essential hypertension, the most common kind, has no single identifiable cause. **Hypopotassemia:** Disorder of fluid, electrolyte, and acid-base balance. **Depression:** An abnormal emotional state characterized by exaggerated feelings of sadness, dejection, worthlessness, and hopelessness that are out of proportion to reality.

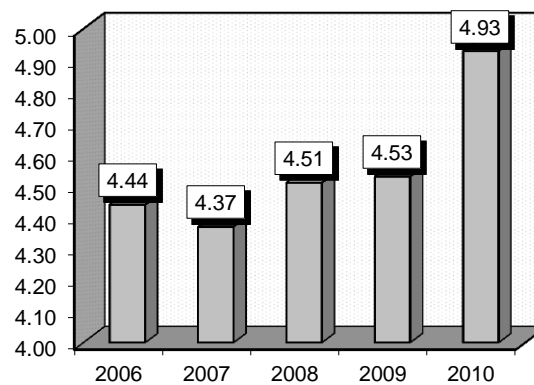
Comments: Alcohol and drug withdrawal symptoms vary from person to person. They will normally include one or more of the following: Severe headache, shakiness, hand tremors, anxiety, mood swings, depression, difficulty sleeping, nightmares, nausea, heart palpitations and loss of consciousness.

Gender	2006			2007			2008			2009			2010		
	Cases	Avg LOS	Avg Bill	Cases	Avg LOS	Avg Bill	Cases	Avg LOS	Avg Bill	Cases	Avg LOS	Avg Bill	Cases	Avg LOS	Avg Bill
Male	936	4.53	\$20,513	1,099	4.36	\$21,917	1,070	4.47	\$23,955	1,217	4.52	\$25,789	1,244	5.11	\$30,914
Female	556	4.28	\$15,754	585	4.40	\$18,294	597	4.57	\$21,433	671	4.55	\$22,992	652	4.59	\$22,039
Age Group	Cases	Avg LOS	Avg Bill	Cases	Avg LOS	Avg Bill	Cases	Avg LOS	Avg Bill	Cases	Avg LOS	Avg Bill	Cases	Avg LOS	Avg Bill
Ages 0-17	20	1.50	\$17,242	19	2.53	\$11,119	18	1.61	\$13,644	26	1.85	\$15,612	15	1.47	\$12,783
Ages 18-35	216	3.31	\$12,287	297	3.59	\$15,036	273	3.77	\$17,932	351	3.64	\$17,676	349	3.80	\$19,114
Ages 36-49	615	4.33	\$17,773	642	4.17	\$20,108	643	4.29	\$22,124	678	4.14	\$23,086	626	4.35	\$26,153
Ages 50-64	471	5.19	\$21,453	534	5.00	\$23,122	547	5.04	\$26,172	624	5.38	\$29,027	673	5.80	\$32,514
Ages 65+	170	4.52	\$23,091	192	4.71	\$25,291	186	5.03	\$25,508	209	5.11	\$30,804	233	5.89	\$33,091
TOTAL	1,492	4.44	\$18,739	1,684	4.37	\$20,659	1,667	4.51	\$23,052	1,888	4.53	\$24,795	1,896	4.93	\$27,862

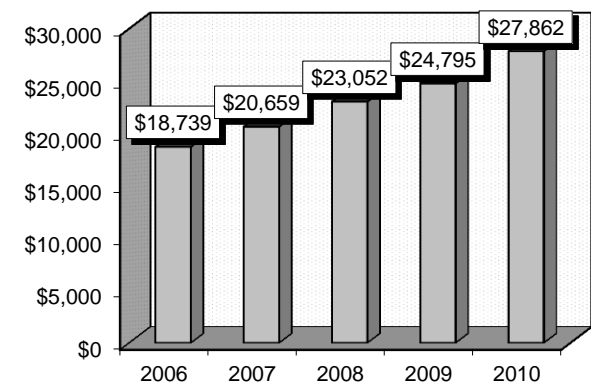
Patient Discharges



Average Length of Stay



Average Billed Charges



County / Hospital	2006			2007			2008			2009			2010		
	Cases	Avg LOS	Avg Bill	Cases	Avg LOS	Avg Bill	Cases	Avg LOS	Avg Bill	Cases	Avg LOS	Avg Bill	Cases	Avg LOS	Avg Bill
CLARK															
Centennial Hills	0	0.00	\$0	0	0.00	\$0	20	3.50	\$31,419	43	3.47	\$26,456	36	3.89	\$32,874
Desert Springs	47	6.09	\$31,218	57	2.91	\$19,739	49	6.06	\$38,011	70	3.10	\$23,808	63	4.35	\$34,003
Mountain View	39	2.79	\$18,871	58	3.97	\$28,640	54	4.04	\$25,179	57	3.84	\$29,831	53	3.64	\$41,910
North Vista	26	5.54	\$29,064	21	4.14	\$23,371	28	4.57	\$44,282	35	3.71	\$19,816	31	4.97	\$26,844
St. Rose-Rose de Lima	38	3.61	\$24,048	38	3.82	\$23,391	44	5.02	\$34,948	58	4.69	\$37,454	47	6.19	\$39,445
St. Rose-San Martin	1	5.00	\$32,043	21	3.33	\$19,441	27	3.07	\$23,731	35	4.49	\$36,180	28	2.43	\$21,692
St. Rose-Siena	42	3.67	\$25,978	57	3.95	\$27,660	26	4.92	\$29,790	39	3.38	\$29,101	58	4.02	\$34,840
Southern Hills	24	5.13	\$29,632	16	4.25	\$25,152	23	3.43	\$24,645	10	6.60	\$52,872	25	3.04	\$28,546
Spring Valley	41	3.66	\$21,587	33	4.79	\$29,484	50	4.06	\$31,806	69	3.28	\$25,420	65	4.00	\$43,865
Summerlin	37	3.41	\$22,229	29	3.69	\$30,890	35	3.71	\$31,376	50	4.44	\$42,175	44	4.25	\$49,211
Sunrise	97	4.73	\$30,209	125	4.27	\$32,181	131	3.16	\$24,595	115	4.62	\$34,159	133	5.84	\$42,408
UMC	163	4.17	\$22,679	166	4.55	\$29,701	149	5.02	\$32,565	192	5.64	\$40,038	174	5.41	\$32,966
Valley	292	3.42	\$12,300	292	3.41	\$14,121	285	3.62	\$22,056	263	3.11	\$18,530	293	3.75	\$26,479
TOTAL	847	3.98	\$20,818	913	3.88	\$23,547	921	4.07	\$27,860	1,036	4.08	\$29,587	1,050	4.47	\$34,025
WASHOE															
Carson Tahoe	320	5.49	\$13,540	279	6.13	\$16,223	272	6.67	\$15,591	352	6.20	\$15,623	355	6.82	\$16,258
Northern Nevada	18	4.06	\$19,961	160	3.98	\$13,215	137	3.42	\$13,044	115	3.57	\$15,960	77	3.56	\$20,352
Renown Regional	195	4.52	\$18,967	173	4.73	\$22,654	208	4.88	\$22,744	234	4.97	\$27,080	225	5.68	\$28,063
Renown S. Meadows	22	4.86	\$15,462	20	2.75	\$13,485	23	3.30	\$18,459	25	3.08	\$18,442	31	3.48	\$27,808
Saint Mary's	39	6.44	\$27,048	50	6.64	\$31,926	38	5.29	\$25,556	41	5.88	\$27,632	62	5.16	\$24,469
Sierra Surgery	0	0.00	\$0	0	0.00	\$0	0	0.00	\$0	0	0.00	\$0	0	0.00	\$0
TOTAL	594	5.17	\$16,474	682	5.21	\$18,219	678	5.27	\$17,927	767	5.31	\$19,903	750	5.87	\$21,376
RURAL															
Battle Mountain	0	0.00	\$0	0	0.00	\$0	0	0.00	\$0	1	3.00	\$3,378	0	0.00	\$0
Boulder City	2	1.50	\$7,341	6	3.50	\$7,302	4	1.75	\$4,944	8	2.38	\$6,565	10	1.40	\$3,749
Carson Valley	5	2.40	\$9,335	6	2.17	\$8,764	7	3.00	\$14,732	5	7.80	\$35,270	4	1.50	\$14,429
Churchill	7	4.71	\$20,505	18	2.78	\$15,641	7	2.43	\$11,510	15	2.20	\$11,682	12	3.00	\$14,435
Desert View	0	0.00	\$0	0	0.00	\$0	5	1.00	\$5,234	4	2.25	\$10,876	7	2.14	\$9,446
Grover C. Dils	7	5.00	\$4,181	17	4.18	\$3,591	16	3.31	\$3,159	17	4.12	\$4,250	17	3.29	\$4,410
Humboldt	0	0.00	\$0	0	0.00	\$0	2	2.50	\$5,001	5	4.20	\$12,543	3	4.00	\$12,001
Incline Village	0	0.00	\$0	0	0.00	\$0	0	0.00	\$0	0	0.00	\$0	0	0.00	\$0
Mesa View	3	1.33	\$6,251	5	2.80	\$16,246	7	2.71	\$14,849	7	2.14	\$9,723	18	2.89	\$13,550
Mount Grant	5	5.40	\$9,584	2	2.00	\$3,178	7	2.00	\$3,442	6	2.83	\$7,252	1	3.00	\$6,077
Northeastern	8	3.13	\$16,414	9	2.22	\$11,782	3	5.00	\$38,621	7	1.57	\$11,265	13	2.00	\$17,628
Nye	2	2.00	\$5,426	7	3.29	\$8,963	3	3.33	\$6,672	2	2.00	\$13,544	1	2.00	\$6,278
Pershing	2	2.50	\$5,138	1	1.00	\$3,319	0	0.00	\$0	0	0.00	\$0	0	0.00	\$0
South Lyon	4	1.50	\$2,207	6	1.50	\$3,352	1	3.00	\$4,855	0	0.00	\$0	1	3.00	\$9,239
William Bee Ririe	6	3.67	\$13,076	12	3.92	\$12,209	6	2.83	\$9,158	8	2.25	\$11,590	9	3.22	\$14,259
TOTAL	51	3.45	\$10,599	89	3.07	\$9,722	68	2.74	\$9,028	85	3.05	\$10,543	96	2.65	\$11,130
ALL COUNTIES	1,492	4.44	\$18,739	1,684	4.37	\$20,659	1,667	4.51	\$23,052	1,888	4.53	\$24,795	1,896	4.93	\$27,862

