

Nevadans  
Have...

# HEALTHY NEVADANS 2010

**Personal  
Health  
Choices**

2005-2009  
Twenty Second Edition



Center for Health Information Analysis  
University of Nevada, Las Vegas

Bureau of Health Statistics,  
Planning and Emergency Response  
Division of Health  
Department of Health and Human Services  
State of Nevada



# Table of Contents

Foreword	i
Acknowledgments	ii
Introduction	iii
Factors to Consider in Reviewing this Report	iv
General Acute Care Hospitals	v
Specific Listing of DRG Tables by MDC	vi - vii
Discussion and Graphics: 50 Diagnostic Related Groups	1 - 100

## FOREWORD

Personal Health Choices is a joint publication of the Center for Health Information Analysis (CHIA) and the Department of Health and Human Services, Nevada State Health Division, Bureau of Health Statistics, Planning and Emergency Response. The report presents Acute Care Hospital Inpatient Discharge Billing Records data for 50 common medical and surgical diagnoses by DRG (Diagnosis-Related Group) as reported by 34 of Nevada's acute care hospitals that discharged patients within the period of 2005 to 2009.

These data are available through the standard Uniform Billing form, which is utilized by hospitals to bill for their hospital charges. These data include patients who were admitted to a hospital as an inpatient, but do not include patients who were treated and released from the emergency room. It includes information about patients discharged from non-federal acute care hospitals in Nevada. These data identify billed charges, not the actual payments received by the hospital.

The data were compiled by CHIA using information from inpatient hospital billing records. This information was gathered and analyzed as part of a contractual agreement between the Department of Health and Human Services and the University under the authority granted in Section 439B of the Nevada Revised Statutes.

Personal Health Choices has been published annually since 1988 except for the 1991 and 1992 editions which were published concurrently in February 1994.

An electronic copy of this publication can be downloaded from [http://www.unlv.edu/Research\\_Centers/chia](http://www.unlv.edu/Research_Centers/chia)

Bureau of Health Planning and Statistics  
Nevada State Health Division  
4150 Technology Way, Suite 104  
Carson City, NV 89706  
Telephone: (775) 684-4170  
1-800-992-0900, Ext. 4-4170

Personal Health Choices  
Twenty Second Edition, 2005-2009  
Published May, 2010

# PERSONAL HEALTH CHOICES: 2005-2009

## ACKNOWLEDGMENTS

The following individuals are recognized for the preparation, editing and review of PERSONAL HEALTH CHOICES

**University of Nevada, Las Vegas  
Center for Health Information Analysis**

Ronald Smith, Ph.D., Principal Investigator  
Joseph Greenway, Director  
Danny Chan, Software Developer

**Nevada State Health Division  
Bureau of Health Statistics, Planning and Emergency Response**

Luana J. Ritch, Ph.D., Bureau Chief  
Alicia Chancellor Hansen, M.S., Chief Biostatistician

**Nevada Department of Health and Human Resources  
Division of Health Care Financing and Policy**

Charles Duarte, Administrator  
Janice Prentice, Management Analyst IV

**Nevada State Health Division  
Richard Whitley, MS, Administrator**

**Department of Health and Human Services  
Michael J. Willden, Director**

## INTRODUCTION

This twenty first edition of Personal Health Choices compares 34 of Nevada's acute care hospitals with respect to 50 common medical diagnoses and surgical procedures, defined by Diagnosis Related Groups (DRGs: see below). The definitions to all DRG's can be found on the narrative page for each DRG. Each diagnoses and procedure in this publication may be based on an individual DRG or multiple related DRGs.

### THE DIAGNOSIS RELATED GROUP (DRG) SYSTEM

Diagnosis Related Group (DRG), is a classification system that is based on principal and secondary disease diagnoses, medical and surgical procedures, complications, comorbidities (coexisting conditions), age and discharge status. The DRG system is complex in its construction, and is based upon documentation in the patient's medical record. DRGs enable hospitals to recover the appropriate reimbursement for services rendered, evaluate the quality of care and assist in evaluating utilization of services. All principal diagnoses are divided into 25 exclusive categories, referred to as major diagnostic categories (MDCs). The MDCs are then further subdivided into DRGs. The DRG system's groups classify patients with similar utilization of hospital resources and length of stay patterns. Each DRG represents the average resources needed to treat patients grouped to that DRG compared to the national average of resources to treat all Medicare patients. Hospitals are reimbursed at a flat rate based on the theory that patients with similar illnesses undergoing similar procedures will require similar care. The primary outcome of the DRG system is that the more efficiently a hospital delivers care, the greater its operating margin will be.

### INFORMATION LEVEL

Personal Health Choices is intended as a source of information regarding the billed charges of acute care hospitals in Nevada, and should not be construed as a definitive guide for selecting a hospital in order to receive inpatient medical care. The financial information in this report is based on billed charges rather than the amount actually collected on discharged patients per DRG. Billed charges and collected charges can differ significantly. This report provides the reader information about one component of healthcare pricing - inpatient hospitalization. Hospital outpatient services as well as professional physician and other non-hospital inpatient ancillary healthcare services are not covered in this report.

**CREDIT DUE:** Google Web was extensively used to obtain definitions for medical terms. This can be accessed by typing, 'define: term' in the Google search box.

## FACTORS TO CONSIDER IN REVIEWING THIS REPORT

The information provided in this report is formatted so as to present narrative and tabular data on the first page and detailed tabular data on the second. This report covers a five-year trend line for DRG-related data. DRG's are sometimes broken down by age factors and/or presence of comorbidity. Comorbidity or comorbid conditions are defined as two or more coexisting medical conditions.

The first page of each selected DRG presents gender and age breakdowns of the overall hospital inpatient population, factored by the total number of discharges, average length of hospital stay and average billed charges. The age categories consist of 0-17, 18-35, 36-49, 50-64, and 65+. These age categories were selected to best illustrate the impact of the disease diagnoses and medical and surgical procedures on the populations affected. The narrative information on the first page for each DRG is based on the available data and may contain information on specific diagnoses and surgical procedures involved in the treatment of the patient. These diagnoses and procedures may not always be directly related to the primary ailment. The second page examines specific hospitals in Clark, Washoe and the Rural counties. with regard to total discharges, average length of stays, and average billed charges.

It should be noted that, when comparing hospitals as to average length of stay and billed charges, information based on small numbers of cases cannot provide a reliable statistical base upon which information can reflect a given hospital's experience. Further, physician charges (including those of surgeons) are normally separate from hospital charges, except in rural areas where some physician services -- such as radiology, anesthesia, and laboratory tests -- may be included in the hospital charges.

Beginning October 1, 2007 the DRG numbering was changed. In order to do a clean crosswalk between the old number system and the new, this edition of Choices uses multiple, related DRGs on many of the pages. In order to crosswalk the two sets of DRGs, at times, age and severity measures were removed.

### HOSPITAL NAME CHANGES

Incline Village was previously known as Tahoe Hospital, then Tahoe Forest

Northeastern was previously known as Elko General

North Vista was previously known as Lake Mead

Renown Regional was previously known as Washoe Medical

Renown South Meadows was previously known as Washoe Village, then Washoe South Meadows





## GENERAL ACUTE CARE HOSPITALS

Hospital Name	Address	Phone	Beds	County
Battle Mountain General Hospital	535 Humboldt St., Battle Mountain, NV 89820	(775) 635-2550	25	Lander
Boulder City Hospital	901 Adams Blvd., Boulder City, NV 89005	(702) 293-4111	67	Clark
Carson Tahoe Regional Medical Center	1600 Medical Parkway, Carson City, NV 89703	(775) 445-8000	172	Carson
Carson Valley Medical Center	1107 Highway 395, Gardnerville, NV 89410	(775) 782-1500	23	Douglas
Centennial Hills Hospital Medical Center	6900 N. Durango Drive, Las Vegas, NV 89149	(702) 835-9700	171	Clark
Churchill Community Hospital	801 E. Williams Ave., Fallon, NV 89406	(775) 423-3151	40	Churchill
Desert Springs Hospital	2075 E. Flamingo Rd., Las Vegas, NV 89119	(702) 369-7610	286	Clark
Desert View Regional Medical Center	360 S. Lola Ln, Pahrump, NV 89048	(775) 751-7500	24	Nye
Grover C. Dils Medical Center	700 N. Spring St., Caliente, NV 89008	(775) 726-3171	20	Lincoln
Humboldt General Hospital	118 E. Haskell St., Winnemucca, NV 89445	(775) 623-5222	52	Humboldt
Incline Village Community Hospital	880 Alder Ave., Incline Village, NV 89451	(775) 833-4100	4	Washoe
Mesa View Regional Hospital	1299 Bertha Howe Ave., Mesquite, NV 89027	(702) 346-8040	25	Clark
Mount Grant General Hospital	1st. & A St., Hawthorne, NV 89415	(775) 945-2461	35	Mineral
Mountain View Hospital	3100 N. Tenaya Way, Las Vegas, NV 89128	(702) 255-5000	235	Clark
North Vista Hospital	1409 E. Lake Mead Blvd. North Las Vegas, NV 89030	(702) 649-7711	178	Clark
Northeastern Nevada Regional Hospital	2001 Errecart Blvd., Elko, NV 89801	(775) 738-5151	75	Elko
Northern Nevada Medical Center	2375 E. Prater Way, Sparks, NV 89434	(775) 356-4001	100	Washoe
Nye Regional Medical Center	825 Erie Main St., Tonopah, NV 89409	(775) 482-6233	44	Nye
Pershing General Hospital	855 6th. Street, Lovelock, NV 89419	(775) 273-2621	47	Pershing
Renown Regional Medical Center	1155 Mill St. Reno, NV 89502	(775) 982-4511	808	Washoe
Renown South Meadows Medical Center	10101 Double R Blvd., Reno, NV 89521	(775) 982-7000	76	Washoe
Saint Mary's Regional Medical Center	235 W. Sixth St., Reno, NV 89503	(775) 770-3000	380	Washoe
Saint Rose Dominican Hospitals Rose de Lima Campus	102 E. Lake Mead Drive, Henderson, NV 89015	(702) 616-5000	145	Clark
Saint Rose Dominican Hospitals San Martin Campus	8280 W. Warm Springs Rd. Las Vegas, NV 89113	(702) 616-5509	147	Clark
Saint Rose Dominican Hospitals Siena Campus	3001 St. Rose Parkway., Henderson, NV 89052	(702) 616-5000	219	Clark
Sierra Surgery Hospital	1400 Medical Parkway, Carson City, NV 89703	(775) 883-1700	15	Carson
South Lyon Medical Center	213 Whitacre, Yerington, NV 89447	(775) 463-2301	63	Lyon
Southern Hills Hospital & Medical Center	9300 W. Sunset, Las Vegas, NV 89148	(702) 855-1850	139	Clark
Spring Valley Hospital Medical Center	5400 S. Rainbow Blvd., Las Vegas, NV 89118	(702) 853-3333	231	Clark
Summerlin Hospital Medical Center	657 Town Center Dr., Las Vegas, NV 89144	(702) 233-7000	281	Clark
Sunrise Hospital & Medical Center	3186 S. Maryland Parkway, Las Vegas, NV 89109	(702) 731-8000	700	Clark
University Medical Center of Southern Nevada	1800 W. Charleston Blvd., Las Vegas, NV 89102	(702) 383-2000	541	Clark
Valley Hospital Medical Center	620 Shadow Lane, Las Vegas, NV 89106	(702) 388-4000	404	Clark
William Bee Ririe Hospital	1500 Avenue H, Ely, NV 89301	(775) 289-3001	25	White Pine

### Specific Listing of DRG Tables by Major Diagnostic Category (MDC)

<b>DRG</b>	<b>MDC 01 - Diseases &amp; Disorders of the Nervous System</b>	<b>Pages</b>
012	DEGENERATIVE NERVOUS SYSTEM DISORDERS	1-2

<b>DRG</b>	<b>MDC 04 - Diseases &amp; Disorders of the Respiratory System</b>	<b>Pages</b>
075	MAJOR CHEST PROCEDURES	3-4
079,080,081	RESPIRATORY INFECTIONS & INFLAMMATIONS	5-6
082	RESPIRATORY NEOPLASMS	7-8
083,084	MAJOR CHEST TRAUMA	9-10
087	PULMONARY EDEMA & RESPIRATORY FAILURE	11-12
088	CHRONIC OBSTRUCTIVE PULMONARY DISEASE	13-14
089,090,091	SIMPLE PNEUMONIA & PLEURISY	15-16
096,097,098	BRONCHITIS & ASTHMA	17-18

<b>DRG</b>	<b>MDC 05 - Diseases &amp; Disorders of the Circulatory System</b>	<b>Pages</b>
104,105	CARDIAC VALVE & OTHER MAJOR CARDIOTHORACIC PROCEDURES	19-20
106	CORONARY BYPASS WITH PTCA	21-22
110,111	MAJOR CARDIOVASCULAR PROCEDURES	23-24
121,122	CIRCULATORY DISORDERS WITH ACUTE MYOCARDIAL INFARCTION, DISCHARGED ALIVE	25-26
123	CIRCULATORY DISORDERS WITH ACUTE MYOCARDIAL INFARCTION, EXPIRED	27-28
127	HEART FAILURE & SHOCK	29-30
129	CARDIAC ARREST, UNEXPLAINED	31-32
130,131	PERIPHERAL VASCULAR DISORDERS	33-34
132,133	ATHEROSCLEROSIS	35-36
134	HYPERTENSION	37-38
135,136,137	CARDIAC CONGENITAL & VALVULAR DISORDERS	39-40
138,139	CARDIAC ARRHYTHMIA & CONDUCTION DISORDERS	41-42
140	ANGINA PECTORIS	43-44
143	CHEST PAIN	45-46

<b>DRG</b>	<b>MDC 06 - Diseases &amp; Disorders of the Digestive System</b>	<b>Pages</b>
146,147	RECTAL RESECTION	47-48
149,569,570	MAJOR SMALL & LARGE BOWEL PROCEDURES	49-50
152,153	MINOR SMALL & LARGE BOWEL PROCEDURES	51-52
174,175	GASTROINTESTINAL HEMORRHAGE	53-54
180,181	GASTROINTESTINAL OBSTRUCTION	55-56

<b>DRG</b>	<b>MDC 07 - Diseases &amp; Disorders of the Hepatobiliary System</b>	<b>Pages</b>
202	CIRRHOSIS & ALCOHOLIC HEPATITIS	57-58
493,494	LAPAROSCOPIC CHOLECYSTECTOMY	95-96

### Specific Listing of DRG Tables by Major Diagnostic Category (MDC)

<b>DRG</b>	<b>MDC 08 - Diseases &amp; Disorders of the Musculoskeletal System</b>	<b>Pages</b>
210,211,212	HIP & FEMUR PROCEDURES EXCEPT MAJOR JOINT	59-60
243	MEDICAL BACK PROBLEMS	61-62
499,500	BACK & NECK PROCEDURES EXCEPT SPINAL FUSION	97-98
<b>DRG</b>	<b>MDC 09 - Diseases &amp; Disorders of the Skin and Breast</b>	<b>Pages</b>
257,258	TOTAL MASTECTOMY FOR MALIGNANCY	63-64
<b>DRG</b>	<b>MDC 10 - Endocrine, Nutritional and Metabolic</b>	<b>Pages</b>
288	OPERATING ROOM PROCEDURES FOR OBESITY	65-66
294,295	DIABETES	67-68
300,301	ENDOCRINE DISORDERS	69-70
<b>DRG</b>	<b>MDC 11 - Diseases &amp; Disorders of the Kidney &amp; Urinary Tract</b>	<b>Pages</b>
304,305	KIDNEY AND URETER PROCEDURES FOR NON-NEOPLASM	71-72
306,307	PROSTATECTOMY	73-74
316	RENAL FAILURE	75-76
317	ADMIT FOR RENAL DIALYSIS	77-78
<b>DRG</b>	<b>MDC 14 - Pregnancy, Childbirth and the Puerperium</b>	<b>Pages</b>
370	CESAREAN SECTION WITH COMPLICATIONS	79-80
371	CESAREAN SECTION WITHOUT COMPLICATIONS	81-82
372	VAGINAL DELIVERY WITH COMPLICATING DIAGNOSES	83-84
373	VAGINAL DELIVERY WITHOUT COMPLICATING DIAGNOSES	85-86
382	FALSE LABOR	87-88
<b>DRG</b>	<b>MDC 15 - Newborns and Other Neonates in Perinatal Period</b>	<b>Pages</b>
391	NORMAL NEWBORN	89-90
<b>DRG</b>	<b>MDC 19 - Mental Diseases and Disorders</b>	<b>Pages</b>
426	DEPRESSIVE NEUROSES	91-92
<b>DRG</b>	<b>MDC 20 - Alcohol/Drug use Disorders</b>	<b>Pages</b>
521,522,523	ALCOHOL/DRUG ABUSE OR DEPENDENCE	99-100
<b>DRG</b>	<b>MDC 21 - Injuries, Poisonings &amp; Toxic Effects of Drugs</b>	<b>Pages</b>
449,450,451	POISONING & TOXIC EFFECTS OF DRUGS	93-94

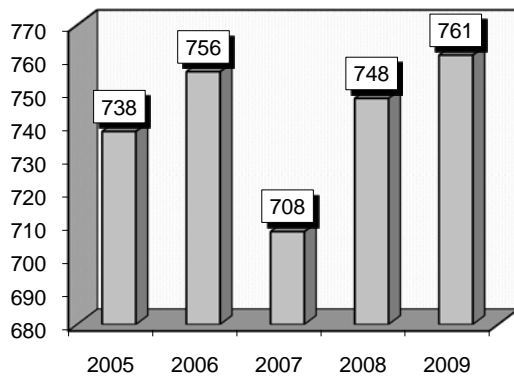
## DEGENERATIVE NERVOUS SYSTEM DISORDERS

**Associated Diagnoses:** Diagnoses that frequently accompanied degenerative nervous system disorders were: 1) Unspecified hypertension (4019), 2) Alzheimer's disease (3310), 3) Dementia with behavioral disturbance (29411), 4) Dementia without behavioral disturbance (29410), 5) Depressive disorder NEC (311).

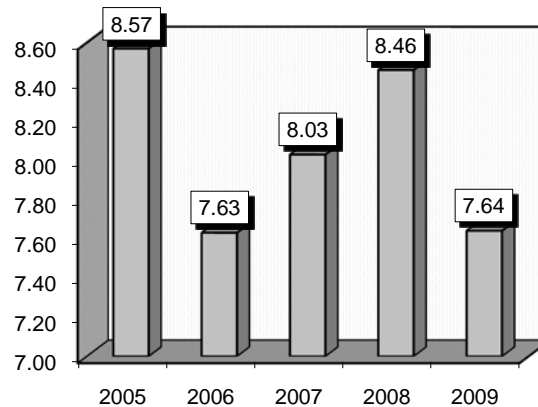
**Definitions:**  
**Hypertension:** Elevated blood pressure persistently exceeding 140/90. Essential hypertension, the most common kind, has no single identifiable cause.  
**Alzheimer's disease:** A progressive mental deterioration characterized by confusion, disorientation, restlessness, and hallucinations. Only palliative treatment is available.  
**Dementia:** A progressive organic mental disorder characterized by chronic confusion, disorientation, stupor, impaired judgment and impulses. Organic forms of dementia are generally considered irreversible, progressive and incurable. However, conditions that cause the decline may be treatable or partially reversible.  
**Depression:** An abnormal emotional state characterized by exaggerated feelings of sadness, dejection, worthlessness, emptiness and hopelessness that are out of proportion to reality.

Gender	2005			2006			2007			2008			2009		
	Cases	Avg LOS	Avg Bill	Cases	Avg LOS	Avg Bill	Cases	Avg LOS	Avg Bill	Cases	Avg LOS	Avg Bill	Cases	Avg LOS	Avg Bill
Male	355	8.50	\$31,952	357	7.52	\$32,789	318	8.06	\$38,605	368	8.21	\$43,539	352	7.46	\$40,254
Female	383	8.64	\$32,028	399	7.72	\$31,671	390	8.00	\$35,396	380	8.70	\$43,614	409	7.80	\$43,938
Age Group	Cases	Avg LOS	Avg Bill	Cases	Avg LOS	Avg Bill	Cases	Avg LOS	Avg Bill	Cases	Avg LOS	Avg Bill	Cases	Avg LOS	Avg Bill
Ages 0-17	15	3.60	\$30,739	9	4.22	\$33,134	8	3.00	\$18,758	7	2.14	\$11,159	7	2.00	\$16,168
Ages 18-35	19	5.16	\$37,432	21	3.90	\$36,157	24	4.79	\$37,683	33	6.00	\$62,146	21	4.48	\$52,889
Ages 36-49	41	6.34	\$32,708	52	5.71	\$28,742	47	5.77	\$42,603	43	5.07	\$36,922	50	5.80	\$41,234
Ages 50-64	100	8.21	\$27,938	112	7.10	\$34,563	106	6.12	\$30,469	97	7.88	\$47,763	102	5.89	\$43,219
Ages 65+	563	9.05	\$32,509	562	8.10	\$31,885	523	8.84	\$37,847	568	9.03	\$42,687	581	8.29	\$42,076
<b>TOTAL</b>	<b>738</b>	<b>8.57</b>	<b>\$31,991</b>	<b>756</b>	<b>7.63</b>	<b>\$32,199</b>	<b>708</b>	<b>8.03</b>	<b>\$36,837</b>	<b>748</b>	<b>8.46</b>	<b>\$43,577</b>	<b>761</b>	<b>7.64</b>	<b>\$42,234</b>

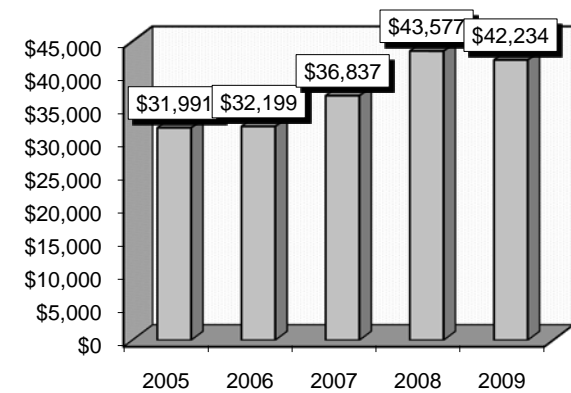
**Patient Discharges**



**Average Length of Stay**



**Average Billed Charges**



County / Hospital	2005			2006			2007			2008			2009		
	Cases	Avg LOS	Avg Bill	Cases	Avg LOS	Avg Bill	Cases	Avg LOS	Avg Bill	Cases	Avg LOS	Avg Bill	Cases	Avg LOS	Avg Bill
<b>CLARK</b>															
Centennial Hills	0	0.00	\$0	0	0.00	\$0	0	0.00	\$0	15	5.00	\$32,321	21	6.71	\$43,832
Desert Springs	32	4.91	\$22,205	39	4.26	\$21,228	43	6.60	\$38,017	40	5.65	\$41,143	43	6.44	\$44,658
Mountain View	22	3.82	\$19,322	36	5.64	\$32,240	35	5.09	\$32,645	28	5.68	\$40,951	34	4.26	\$35,316
North Vista	39	11.56	\$24,333	35	11.26	\$27,022	24	7.08	\$28,110	8	13.00	\$37,669	6	11.17	\$35,572
St. Rose-Rose de Lima	10	8.90	\$27,384	24	5.25	\$31,596	15	5.00	\$33,356	11	4.09	\$24,279	17	5.24	\$31,248
St. Rose-San Martin	0	0.00	\$0	0	0.00	\$0	7	3.86	\$26,814	19	5.68	\$41,945	35	4.40	\$39,614
St. Rose-Siena	35	4.60	\$33,272	41	4.59	\$30,026	32	4.47	\$32,357	25	5.16	\$49,532	39	5.05	\$49,753
Southern Hills	13	5.15	\$25,825	12	6.67	\$50,484	10	6.20	\$31,701	12	3.50	\$26,688	9	4.33	\$34,233
Spring Valley	17	4.53	\$25,217	23	4.61	\$28,214	13	5.00	\$20,806	10	7.70	\$80,341	24	3.92	\$35,964
Summerlin	27	4.93	\$29,979	29	3.72	\$21,226	28	5.14	\$47,125	34	5.24	\$42,291	33	3.45	\$30,523
Sunrise	85	6.46	\$31,752	68	5.19	\$32,737	54	5.46	\$36,701	77	5.08	\$37,484	62	4.29	\$41,500
UMC	45	5.67	\$21,816	49	7.67	\$28,636	41	4.80	\$26,031	37	6.41	\$46,327	30	4.37	\$34,183
Valley	41	8.44	\$36,064	48	6.56	\$36,451	54	5.04	\$40,658	71	5.35	\$47,445	63	4.46	\$36,125
<b>TOTAL</b>	<b>366</b>	<b>6.47</b>	<b>\$28,022</b>	<b>404</b>	<b>5.98</b>	<b>\$30,131</b>	<b>356</b>	<b>5.37</b>	<b>\$34,627</b>	<b>387</b>	<b>5.56</b>	<b>\$42,406</b>	<b>416</b>	<b>4.80</b>	<b>\$38,860</b>
<b>WASHOE</b>															
Carson Tahoe	29	9.48	\$28,363	35	7.23	\$25,388	24	6.25	\$26,561	18	10.22	\$43,659	25	8.36	\$33,490
Northern Nevada	215	13.27	\$43,812	201	11.79	\$42,919	203	14.00	\$50,523	221	14.09	\$54,892	208	14.23	\$56,417
Renown Regional	79	7.72	\$27,119	62	6.73	\$25,351	68	7.29	\$28,028	51	9.22	\$38,836	59	7.10	\$31,434
Renown S. Meadows	11	4.09	\$19,094	11	4.09	\$16,306	10	4.40	\$18,446	10	5.30	\$26,957	5	3.20	\$20,203
Saint Mary's	23	4.22	\$25,932	24	6.08	\$26,103	32	5.91	\$19,853	17	4.94	\$24,535	21	6.14	\$50,858
Sierra Surgery	0	0.00	\$0	0	0.00	\$0	0	0.00	\$0	0	0.00	\$0	0	0.00	\$0
<b>TOTAL</b>	<b>357</b>	<b>10.87</b>	<b>\$36,950</b>	<b>333</b>	<b>9.70</b>	<b>\$35,714</b>	<b>337</b>	<b>11.04</b>	<b>\$40,414</b>	<b>317</b>	<b>12.32</b>	<b>\$49,162</b>	<b>318</b>	<b>11.74</b>	<b>\$49,043</b>
<b>RURAL</b>															
Battle Mountain	0	0.00	\$0	0	0.00	\$0	0	0.00	\$0	1	4.00	\$3,883	0	0.00	\$0
Boulder City	1	1.00	\$444	3	4.33	\$3,762	2	2.50	\$4,768	0	0.00	\$0	1	1.00	\$2,295
Carson Valley	3	7.33	\$16,604	4	11.25	\$26,138	6	4.33	\$11,287	4	3.25	\$12,925	3	4.00	\$13,735
Churchill	1	8.00	\$18,881	0	0.00	\$0	3	1.67	\$7,700	11	5.91	\$18,154	5	3.00	\$12,895
Desert View	0	0.00	\$0	0	0.00	\$0	0	0.00	\$0	11	3.18	\$9,834	8	3.88	\$20,000
Grover C. Dils	0	0.00	\$0	0	0.00	\$0	0	0.00	\$0	2	4.00	\$9,283	0	0.00	\$0
Humboldt	1	3.00	\$4,015	2	6.50	\$6,784	0	0.00	\$0	2	50.00	\$22,914	1	2.00	\$8,321
Incline Village	0	0.00	\$0	0	0.00	\$0	0	0.00	\$0	0	0.00	\$0	0	0.00	\$0
Mesa View	2	3.00	\$14,557	2	6.00	\$23,353	0	0.00	\$0	1	3.00	\$5,042	4	2.75	\$7,595
Mount Grant	0	0.00	\$0	0	0.00	\$0	1	3.00	\$7,424	1	3.00	\$10,530	1	3.00	\$3,996
Northeastern	2	8.00	\$19,154	4	5.50	\$19,682	1	4.00	\$9,042	6	3.67	\$15,895	4	3.00	\$16,992
Nye	1	3.00	\$2,425	1	4.00	\$10,796	1	5.00	\$7,014	0	0.00	\$0	0	0.00	\$0
Pershing	2	6.50	\$7,137	0	0.00	\$0	1	4.00	\$10,443	0	0.00	\$0	0	0.00	\$0
South Lyon	2	3.00	\$2,702	2	5.00	\$2,621	0	0.00	\$0	0	0.00	\$0	0	0.00	\$0
William Bee Ririe	0	0.00	\$0	1	2.00	\$5,903	0	0.00	\$0	5	3.20	\$12,258	0	0.00	\$0
<b>TOTAL</b>	<b>15</b>	<b>5.20</b>	<b>\$10,845</b>	<b>19</b>	<b>6.37</b>	<b>\$14,567</b>	<b>15</b>	<b>3.47</b>	<b>\$8,952</b>	<b>44</b>	<b>6.11</b>	<b>\$13,638</b>	<b>27</b>	<b>3.22</b>	<b>\$14,024</b>
<b>ALL COUNTIES</b>	<b>738</b>	<b>8.57</b>	<b>\$31,991</b>	<b>756</b>	<b>7.63</b>	<b>\$32,199</b>	<b>708</b>	<b>8.03</b>	<b>\$36,837</b>	<b>748</b>	<b>8.46</b>	<b>\$43,577</b>	<b>761</b>	<b>7.64</b>	<b>\$42,234</b>

## MAJOR CHEST PROCEDURES

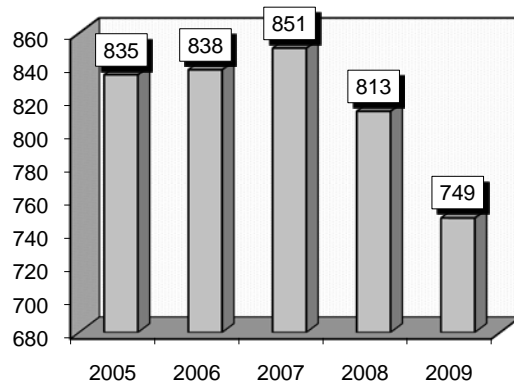
**Associated Procedures:** Procedures that frequently accompanied major chest procedures were: 1) Lobectomies of the lung (324), 2) Decortication of the lung (3451), 3) Fiber-optic bronchoscopy (3322), 4) Other local excision or destruction of a lesion or tissue of the lung, and insertion of intercostal catheter (chest tube) for drainage (3404), 5) Open lung biopsy (3328).

**Definitions:** **Bronchoscopy:** Evaluation of all the major airways through a scope (a thin tube with a light on the end). **Thoroscopy:** Surgery on the chest cavity through small incisions, aided by camera-mounted scopes. This is usually done for lung biopsies, treatment of fluid in the chest, or to treat a pneumothorax. **Wedge resection:** The surgical removal of a small wedge shaped portion of the lung. **Lobectomy:** Surgical removal of a lobe or section of the lung. **Decortication:** Removal of portion of the surface of the lung. **Intercostal:** The space between two ribs.

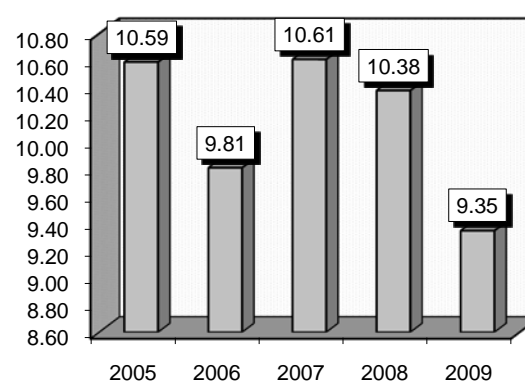
**Comment:** This procedure includes surgery on structures within the chest cavity, excluding the heart. The most common procedures are those involving the lungs and the esophagus.

Gender	2005			2006			2007			2008			2009		
	Cases	Avg LOS	Avg Bill	Cases	Avg LOS	Avg Bill	Cases	Avg LOS	Avg Bill	Cases	Avg LOS	Avg Bill	Cases	Avg LOS	Avg Bill
Male	477	11.44	\$90,708	468	10.63	\$93,641	454	10.90	\$110,017	445	10.89	\$115,426	391	10.24	\$112,780
Female	358	9.47	\$75,077	370	8.76	\$75,471	397	10.28	\$98,945	368	9.76	\$102,113	358	8.38	\$91,872
Age Group	Cases	Avg LOS	Avg Bill	Cases	Avg LOS	Avg Bill	Cases	Avg LOS	Avg Bill	Cases	Avg LOS	Avg Bill	Cases	Avg LOS	Avg Bill
Ages 0-17	64	11.14	\$88,804	55	9.36	\$70,257	61	12.08	\$111,042	59	9.80	\$91,502	69	8.80	\$91,673
Ages 18-35	59	9.80	\$71,532	52	9.63	\$76,533	54	10.54	\$101,308	62	11.84	\$147,603	48	9.15	\$83,600
Ages 36-49	108	10.37	\$82,256	99	10.54	\$94,962	111	9.96	\$95,847	83	11.29	\$123,512	81	9.11	\$93,727
Ages 50-64	246	10.57	\$80,250	265	9.64	\$81,565	254	10.88	\$110,771	249	10.03	\$106,609	216	10.13	\$116,445
Ages 65+	358	10.71	\$88,314	367	9.82	\$89,614	371	10.40	\$102,992	360	10.26	\$104,430	335	9.05	\$101,209
<b>TOTAL</b>	<b>835</b>	<b>10.59</b>	<b>\$84,006</b>	<b>838</b>	<b>9.81</b>	<b>\$85,618</b>	<b>851</b>	<b>10.61</b>	<b>\$104,852</b>	<b>813</b>	<b>10.38</b>	<b>\$109,400</b>	<b>749</b>	<b>9.35</b>	<b>\$102,787</b>

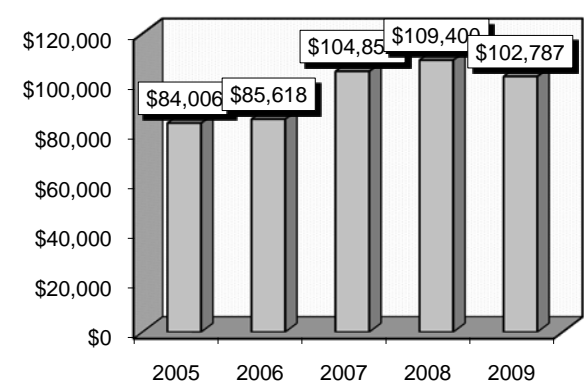
**Patient Discharges**



**Average Length of Stay**



**Average Billed Charges**



County / Hospital	2005			2006			2007			2008			2009		
	Cases	Avg LOS	Avg Bill	Cases	Avg LOS	Avg Bill	Cases	Avg LOS	Avg Bill	Cases	Avg LOS	Avg Bill	Cases	Avg LOS	Avg Bill
<b>CLARK</b>															
Centennial Hills	0	0.00	\$0	0	0.00	\$0	0	0.00	\$0	12	16.42	\$165,200	8	12.50	\$105,291
Desert Springs	75	10.75	\$85,389	44	12.98	\$114,221	157	8.85	\$98,290	35	12.11	\$117,328	29	17.28	\$192,968
Mountain View	95	8.92	\$68,403	63	9.54	\$86,969	49	9.65	\$108,204	81	9.21	\$112,296	70	7.46	\$102,248
North Vista	10	16.00	\$135,826	7	11.00	\$119,655	13	15.62	\$195,829	26	13.65	\$167,694	7	11.57	\$128,320
St. Rose-Rose de Lima	15	16.00	\$112,833	7	12.00	\$96,356	11	14.82	\$117,385	9	16.33	\$157,441	4	11.25	\$115,061
St. Rose-San Martin	0	0.00	\$0	0	0.00	\$0	13	8.08	\$81,309	95	7.13	\$73,663	113	7.06	\$80,987
St. Rose-Siena	59	12.81	\$110,067	65	11.09	\$95,044	64	13.52	\$116,777	70	12.74	\$112,461	56	9.63	\$107,954
Southern Hills	19	11.89	\$74,283	23	11.00	\$92,131	8	9.75	\$91,720	15	11.73	\$109,915	11	9.27	\$87,756
Spring Valley	14	14.64	\$125,322	22	13.14	\$112,240	24	16.29	\$142,639	16	14.13	\$124,111	23	17.48	\$159,589
Summerlin	30	10.13	\$115,204	55	10.00	\$90,918	62	12.87	\$132,694	60	9.90	\$114,947	60	8.03	\$94,287
Sunrise	222	9.55	\$78,729	234	9.15	\$87,732	128	12.26	\$135,229	84	11.79	\$131,295	82	11.13	\$134,431
UMC	43	18.12	\$117,565	44	13.70	\$113,359	51	12.90	\$143,511	47	10.26	\$150,182	45	10.44	\$153,216
Valley	33	10.94	\$96,013	35	11.17	\$104,440	35	10.97	\$100,252	43	15.74	\$215,785	30	12.17	\$147,456
<b>TOTAL</b>	<b>615</b>	<b>11.06</b>	<b>\$89,058</b>	<b>599</b>	<b>10.49</b>	<b>\$95,085</b>	<b>615</b>	<b>11.51</b>	<b>\$119,711</b>	<b>593</b>	<b>11.10</b>	<b>\$124,333</b>	<b>538</b>	<b>9.89</b>	<b>\$116,703</b>
<b>WASHOE</b>															
Carson Tahoe	32	9.69	\$76,136	53	7.66	\$69,858	42	6.38	\$71,834	45	8.71	\$78,643	41	8.20	\$87,117
Northern Nevada	7	10.43	\$97,681	2	4.50	\$52,978	7	8.86	\$68,826	5	13.20	\$143,460	4	14.00	\$120,214
Renown Regional	103	10.51	\$74,773	87	9.56	\$65,248	84	10.82	\$73,836	71	10.10	\$66,667	71	10.20	\$70,324
Renown S. Meadows	19	5.84	\$51,218	42	4.81	\$35,301	33	4.58	\$33,504	22	4.91	\$44,232	36	2.83	\$29,025
Saint Mary's	57	7.70	\$61,107	54	8.74	\$69,856	69	8.19	\$69,204	75	7.45	\$68,953	57	7.12	\$67,198
Sierra Surgery	0	0.00	\$0	0	0.00	\$0	0	0.00	\$0	0	0.00	\$0	0	0.00	\$0
<b>TOTAL</b>	<b>218</b>	<b>9.25</b>	<b>\$70,082</b>	<b>238</b>	<b>8.07</b>	<b>\$61,932</b>	<b>235</b>	<b>8.32</b>	<b>\$66,305</b>	<b>218</b>	<b>8.45</b>	<b>\$69,423</b>	<b>209</b>	<b>7.77</b>	<b>\$66,607</b>
<b>RURAL</b>															
Battle Mountain	0	0.00	\$0	0	0.00	\$0	0	0.00	\$0	0	0.00	\$0	0	0.00	\$0
Boulder City	0	0.00	\$0	0	0.00	\$0	0	0.00	\$0	0	0.00	\$0	0	0.00	\$0
Carson Valley	0	0.00	\$0	0	0.00	\$0	0	0.00	\$0	0	0.00	\$0	0	0.00	\$0
Churchill	1	13.00	\$42,209	1	14.00	\$52,222	1	1.00	\$24,884	1	2.00	\$27,113	2	30.00	\$140,157
Desert View	0	0.00	\$0	0	0.00	\$0	0	0.00	\$0	0	0.00	\$0	0	0.00	\$0
Grover C. Dils	0	0.00	\$0	0	0.00	\$0	0	0.00	\$0	0	0.00	\$0	0	0.00	\$0
Humboldt	0	0.00	\$0	0	0.00	\$0	0	0.00	\$0	0	0.00	\$0	0	0.00	\$0
Incline Village	0	0.00	\$0	0	0.00	\$0	0	0.00	\$0	0	0.00	\$0	0	0.00	\$0
Mesa View	0	0.00	\$0	0	0.00	\$0	0	0.00	\$0	0	0.00	\$0	0	0.00	\$0
Mount Grant	0	0.00	\$0	0	0.00	\$0	0	0.00	\$0	0	0.00	\$0	0	0.00	\$0
Northeastern	1	14.00	\$54,581	0	0.00	\$0	0	0.00	\$0	1	14.00	\$51,252	0	0.00	\$0
Nye	0	0.00	\$0	0	0.00	\$0	0	0.00	\$0	0	0.00	\$0	0	0.00	\$0
Pershing	0	0.00	\$0	0	0.00	\$0	0	0.00	\$0	0	0.00	\$0	0	0.00	\$0
South Lyon	0	0.00	\$0	0	0.00	\$0	0	0.00	\$0	0	0.00	\$0	0	0.00	\$0
William Bee Ririe	0	0.00	\$0	0	0.00	\$0	0	0.00	\$0	0	0.00	\$0	0	0.00	\$0
<b>TOTAL</b>	<b>2</b>	<b>13.50</b>	<b>\$48,395</b>	<b>1</b>	<b>14.00</b>	<b>\$52,222</b>	<b>1</b>	<b>1.00</b>	<b>\$24,884</b>	<b>2</b>	<b>8.00</b>	<b>\$39,182</b>	<b>2</b>	<b>30.00</b>	<b>\$140,157</b>
<b>ALL COUNTIES</b>	<b>835</b>	<b>10.59</b>	<b>\$84,006</b>	<b>838</b>	<b>9.81</b>	<b>\$85,618</b>	<b>851</b>	<b>10.61</b>	<b>\$104,852</b>	<b>813</b>	<b>10.38</b>	<b>\$109,400</b>	<b>749</b>	<b>9.35</b>	<b>\$102,787</b>

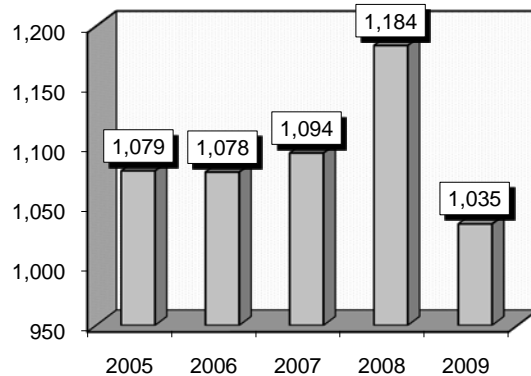
## RESPIRATORY INFECTIONS & INFLAMMATIONS

**Associated Diagnoses:** Diagnoses that frequently accompanied respiratory infections were: 1) Pneumonia due to inhalation of food or vomitus (5070), 2) Chronic airway obstruction (496), 3) Hypoxemia (79902), 4) Dysphagia (7872), 5) Pneumonia due to staphylococcus (4824), 6) Gastroesophageal reflux (53081), 7) Cystic fibrosis with pulmonary manifestations (27702).

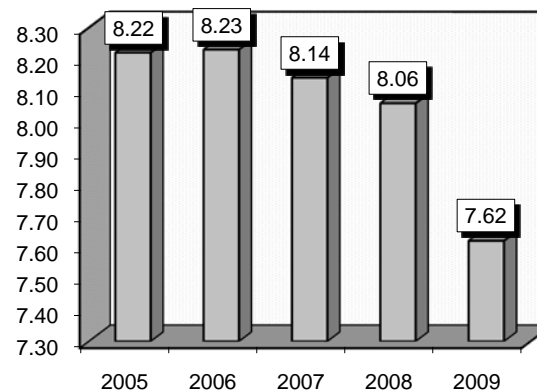
**Definitions:** **Pneumonia:** An acute inflammation of the lungs. **Pseudomonas:** A genus of gram-negative bacteria that includes several free-living species in soil and water and some opportunistic pathogens. **Hypoxemia:** Low oxygen levels in the blood. **Dysphagia:** Difficulty swallowing. **Staphylococcus:** An infection caused by any one of several pathogenic species. Staphylococcus pneumonia often follows other viral disease and may be associated with chronic or debilitating illness. **Pathogen:** A microorganism capable of producing disease. **Aspiration pneumonia:** An inflammatory condition of the lungs and bronchi caused by inhalation of foreign material or vomitus. **Cystic fibrosis:** Is a hereditary disease that affects the lungs, digestive system, sweat glands, and male reproductive organs.

Gender	2005			2006			2007			2008			2009		
	Cases	Avg LOS	Avg Bill	Cases	Avg LOS	Avg Bill	Cases	Avg LOS	Avg Bill	Cases	Avg LOS	Avg Bill	Cases	Avg LOS	Avg Bill
Male	592	8.32	\$48,626	620	8.45	\$52,973	633	8.33	\$59,327	663	8.09	\$60,229	592	8.03	\$64,680
Female	487	8.11	\$49,669	458	7.95	\$52,174	461	7.87	\$55,882	521	8.02	\$62,497	443	7.07	\$59,307
Age Group	Cases	Avg LOS	Avg Bill	Cases	Avg LOS	Avg Bill	Cases	Avg LOS	Avg Bill	Cases	Avg LOS	Avg Bill	Cases	Avg LOS	Avg Bill
Ages 0-17	45	6.98	\$36,663	32	7.13	\$41,628	49	7.47	\$47,602	49	6.08	\$49,185	40	6.72	\$59,380
Ages 18-35	60	12.20	\$63,382	81	9.57	\$49,029	71	7.93	\$59,757	84	7.81	\$70,945	80	8.04	\$72,331
Ages 36-49	94	7.95	\$50,600	100	9.27	\$49,952	112	8.06	\$51,716	117	8.38	\$58,992	104	9.45	\$61,466
Ages 50-64	177	9.01	\$53,603	182	9.01	\$59,442	223	9.33	\$61,954	229	8.81	\$66,567	196	7.58	\$62,563
Ages 65+	703	7.80	\$47,338	683	7.77	\$52,155	639	7.81	\$58,111	705	7.93	\$59,542	615	7.32	\$61,377
<b>TOTAL</b>	<b>1,079</b>	<b>8.22</b>	<b>\$49,097</b>	<b>1,078</b>	<b>8.23</b>	<b>\$52,633</b>	<b>1,094</b>	<b>8.14</b>	<b>\$57,875</b>	<b>1,184</b>	<b>8.06</b>	<b>\$61,227</b>	<b>1,035</b>	<b>7.62</b>	<b>\$62,380</b>

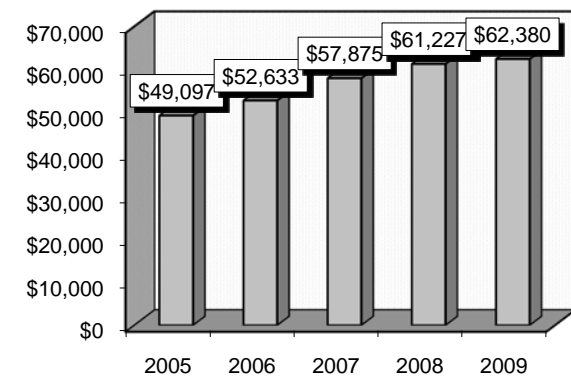
**Patient Discharges**



**Average Length of Stay**



**Average Billed Charges**





County / Hospital	2005			2006			2007			2008			2009		
	Cases	Avg LOS	Avg Bill	Cases	Avg LOS	Avg Bill	Cases	Avg LOS	Avg Bill	Cases	Avg LOS	Avg Bill	Cases	Avg LOS	Avg Bill
<b>CLARK</b>															
Centennial Hills	0	0.00	\$0	0	0.00	\$0	0	0.00	\$0	11	5.27	\$47,218	39	6.05	\$61,881
Desert Springs	51	7.98	\$52,099	90	7.76	\$55,759	87	9.11	\$64,235	86	7.76	\$67,535	89	8.55	\$72,765
Mountain View	83	8.28	\$52,406	76	7.20	\$51,446	86	7.62	\$59,570	106	7.77	\$69,257	97	6.36	\$62,389
North Vista	37	9.08	\$58,880	42	11.17	\$79,807	49	9.43	\$71,071	49	8.76	\$75,485	38	8.21	\$78,401
St. Rose-Rose de Lima	54	6.31	\$41,132	51	6.20	\$43,531	40	6.85	\$49,886	48	8.42	\$67,641	33	8.09	\$68,150
St. Rose-San Martin	0	0.00	\$0	1	3.00	\$24,753	23	8.35	\$62,226	47	8.62	\$67,339	33	6.21	\$52,241
St. Rose-Siena	86	7.58	\$46,943	63	9.06	\$58,329	65	7.28	\$54,548	83	8.10	\$62,393	72	7.51	\$60,187
Southern Hills	31	8.81	\$51,574	21	8.33	\$62,648	27	10.04	\$62,954	46	8.70	\$71,085	25	9.04	\$84,747
Spring Valley	37	8.19	\$66,411	34	9.88	\$76,002	45	10.76	\$83,535	41	10.05	\$83,370	36	7.25	\$75,047
Summerlin	81	8.52	\$66,259	63	8.40	\$75,830	45	7.64	\$78,617	62	6.77	\$71,979	50	7.98	\$87,047
Sunrise	139	8.85	\$60,866	128	7.45	\$58,990	124	8.79	\$74,202	105	9.30	\$80,599	95	9.75	\$93,382
UMC	88	14.84	\$64,557	102	13.18	\$55,571	107	9.74	\$67,961	89	6.90	\$66,118	67	7.63	\$77,442
Valley	52	11.02	\$80,449	71	10.42	\$80,892	57	11.11	\$95,593	53	8.89	\$70,312	29	8.07	\$96,597
<b>TOTAL</b>	<b>739</b>	<b>9.20</b>	<b>\$58,445</b>	<b>742</b>	<b>9.01</b>	<b>\$61,778</b>	<b>755</b>	<b>8.89</b>	<b>\$68,986</b>	<b>826</b>	<b>8.18</b>	<b>\$70,439</b>	<b>703</b>	<b>7.82</b>	<b>\$74,340</b>
<b>WASHOE</b>															
Carson Tahoe	81	5.35	\$25,835	81	5.59	\$30,628	79	5.87	\$36,366	64	6.05	\$36,983	73	5.51	\$31,941
Northern Nevada	32	5.50	\$35,395	22	6.82	\$37,107	32	5.59	\$38,061	33	6.15	\$43,736	13	5.77	\$36,261
Renown Regional	82	7.06	\$33,976	91	7.56	\$37,773	69	7.80	\$38,820	86	11.83	\$52,485	89	8.49	\$46,121
Renown S. Meadows	30	5.50	\$26,288	20	5.90	\$23,844	28	9.14	\$41,008	23	7.87	\$39,059	23	5.87	\$34,812
Saint Mary's	53	7.21	\$33,899	66	6.35	\$32,232	48	7.00	\$35,138	78	7.64	\$40,552	57	10.68	\$42,659
Sierra Surgery	0	0.00	\$0	0	0.00	\$0	0	0.00	\$0	0	0.00	\$0	0	0.00	\$0
<b>TOTAL</b>	<b>278</b>	<b>6.24</b>	<b>\$30,923</b>	<b>280</b>	<b>6.53</b>	<b>\$33,353</b>	<b>256</b>	<b>6.93</b>	<b>\$37,517</b>	<b>284</b>	<b>8.39</b>	<b>\$43,610</b>	<b>255</b>	<b>7.75</b>	<b>\$39,765</b>
<b>RURAL</b>															
Battle Mountain	0	0.00	\$0	0	0.00	\$0	2	2.00	\$3,883	2	5.50	\$9,052	0	0.00	\$0
Boulder City	8	5.75	\$12,941	7	6.29	\$11,351	12	8.50	\$18,867	4	10.50	\$25,220	10	5.80	\$14,147
Carson Valley	2	8.50	\$33,624	6	6.00	\$23,384	9	5.11	\$20,464	16	5.38	\$29,608	10	4.30	\$36,606
Churchill	15	6.13	\$22,324	10	6.90	\$31,348	13	4.31	\$19,413	11	7.00	\$33,968	8	5.13	\$19,463
Desert View	0	0.00	\$0	0	0.00	\$0	0	0.00	\$0	0	0.00	\$0	5	5.40	\$33,225
Grover C. Dils	0	0.00	\$0	1	4.00	\$6,457	2	4.50	\$8,999	0	0.00	\$0	0	0.00	\$0
Humboldt	3	5.00	\$10,869	2	4.00	\$8,580	4	3.00	\$10,013	2	7.50	\$19,706	1	3.00	\$13,016
Incline Village	0	0.00	\$0	0	0.00	\$0	0	0.00	\$0	0	0.00	\$0	0	0.00	\$0
Mesa View	8	3.63	\$17,964	2	1.00	\$15,499	6	4.33	\$18,700	3	3.67	\$20,177	7	3.71	\$15,430
Mount Grant	1	8.00	\$30,749	3	5.00	\$13,484	0	0.00	\$0	3	4.00	\$7,173	0	0.00	\$0
Northeastern	13	4.92	\$19,924	13	9.46	\$52,787	23	5.26	\$27,343	22	4.77	\$29,735	29	5.83	\$36,036
Nye	2	3.00	\$7,288	5	2.40	\$10,593	3	1.33	\$8,271	2	7.00	\$35,530	0	0.00	\$0
Pershing	0	0.00	\$0	3	5.33	\$24,948	2	4.00	\$11,148	2	4.00	\$13,185	1	9.00	\$22,217
South Lyon	5	3.80	\$5,755	1	3.00	\$8,951	2	3.00	\$5,028	5	2.60	\$7,179	4	3.25	\$8,523
William Bee Ririe	5	8.80	\$34,522	3	11.33	\$36,618	5	4.20	\$20,012	2	5.50	\$24,708	2	11.00	\$55,535
<b>TOTAL</b>	<b>62</b>	<b>5.48</b>	<b>\$19,156</b>	<b>56</b>	<b>6.54</b>	<b>\$27,878</b>	<b>83</b>	<b>5.00</b>	<b>\$19,603</b>	<b>74</b>	<b>5.47</b>	<b>\$26,010</b>	<b>77</b>	<b>5.34</b>	<b>\$28,088</b>
<b>ALL COUNTIES</b>	<b>1,079</b>	<b>8.22</b>	<b>\$49,097</b>	<b>1,078</b>	<b>8.23</b>	<b>\$52,633</b>	<b>1,094</b>	<b>8.14</b>	<b>\$57,875</b>	<b>1,184</b>	<b>8.06</b>	<b>\$61,227</b>	<b>1,035</b>	<b>7.62</b>	<b>\$62,380</b>

## RESPIRATORY NEOPLASMS

**Associated Diagnoses:** Diagnoses that frequently accompanied respiratory neoplasms were: 1) Hypertension (4019), 2) History of tobacco use (V1582), 3) Tobacco use disorder (3051), 4) Pneumonia - organism not elsewhere specified (486), 5) Malignant neoplasm - bronchial tube (1629).

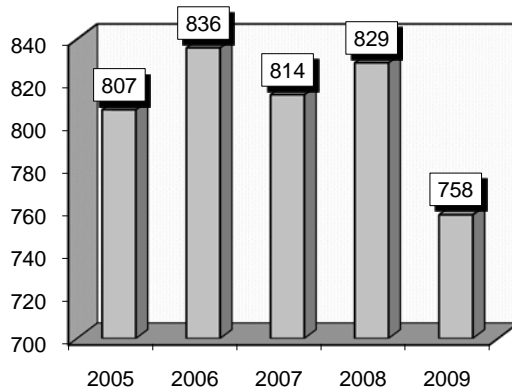
**Definitions: Hypertension:** Elevated blood pressure persistently exceeding 140/90. Essential hypertension, the most common kind, has no single identifiable cause.

**Neoplasm:** An abnormal and uncontrolled growth of tissue; a tumor. **Malignant:** An uncontrolled growth of cells that disrupt normal cells; cancer. **Pneumonia:** An acute inflammation of the lungs. **Hypoxia:** Inadequate oxygenation characterized by a high heart rate, high blood pressure, dizziness and mental confusion. **Cyanosis:** A bluish discoloration of the skin caused by an excess of deoxygenated blood. **Bronchiectasis:** An abnormal condition of the bronchial tree characterized by irreversible dilation and destruction of the bronchial walls.

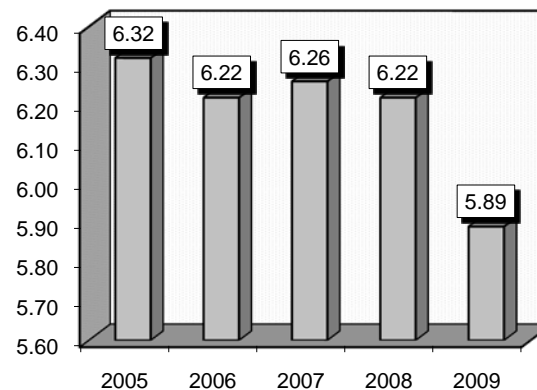
**Comment:** The lungs consist of bronchial tubes and lobes. During respiration air enters the bronchial tubes. These tubes continuously branch into smaller tubules called bronchioles. There are 5 sections or lobes within the lung. The right lung contains three lobes: upper, middle and lower. The left lung contains two: upper and lower. Neoplasms may be found in any part of the lung, from the bronchial tubes (ICD-9 1629) to the lobes (ICD-9 1623).

Gender	2005			2006			2007			2008			2009		
	Cases	Avg LOS	Avg Bill	Cases	Avg LOS	Avg Bill	Cases	Avg LOS	Avg Bill	Cases	Avg LOS	Avg Bill	Cases	Avg LOS	Avg Bill
Male	379	6.01	\$36,469	405	6.40	\$43,309	395	6.30	\$48,602	404	6.36	\$51,950	352	5.99	\$53,055
Female	428	6.59	\$38,539	431	6.05	\$39,207	419	6.21	\$46,981	425	6.08	\$47,467	406	5.81	\$51,348
Age Group	Cases	Avg LOS	Avg Bill	Cases	Avg LOS	Avg Bill	Cases	Avg LOS	Avg Bill	Cases	Avg LOS	Avg Bill	Cases	Avg LOS	Avg Bill
Ages 0-17	1	18.00	\$160,512	0	0.00	\$0	3	3.00	\$19,507	2	5.50	\$47,945	4	5.25	\$43,420
Ages 18-35	6	5.67	\$30,455	6	4.67	\$25,904	4	5.50	\$44,398	4	3.25	\$45,405	13	4.23	\$38,228
Ages 36-49	51	7.39	\$43,688	51	5.10	\$30,397	57	5.39	\$39,004	52	6.79	\$47,098	60	5.95	\$47,042
Ages 50-64	258	6.79	\$39,616	273	6.32	\$43,194	279	7.09	\$54,374	276	6.40	\$51,839	232	6.23	\$54,313
Ages 65+	491	5.94	\$35,691	506	6.30	\$41,385	471	5.89	\$45,124	495	6.09	\$48,741	449	5.77	\$52,180
<b>TOTAL</b>	<b>807</b>	<b>6.32</b>	<b>\$37,567</b>	<b>836</b>	<b>6.22</b>	<b>\$41,194</b>	<b>814</b>	<b>6.26</b>	<b>\$47,768</b>	<b>829</b>	<b>6.22</b>	<b>\$49,652</b>	<b>758</b>	<b>5.89</b>	<b>\$52,141</b>

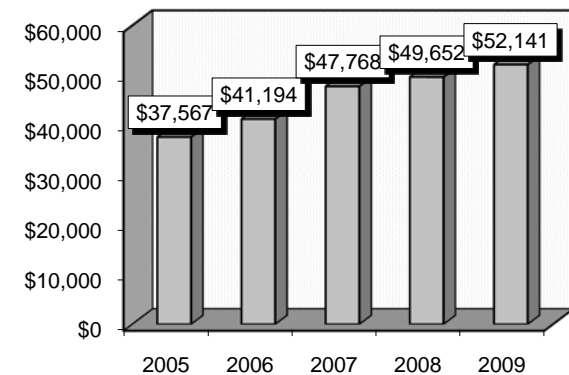
**Patient Discharges**



**Average Length of Stay**



**Average Billed Charges**



County / Hospital	2005			2006			2007			2008			2009		
	Cases	Avg LOS	Avg Bill	Cases	Avg LOS	Avg Bill	Cases	Avg LOS	Avg Bill	Cases	Avg LOS	Avg Bill	Cases	Avg LOS	Avg Bill
<b>CLARK</b>															
Centennial Hills	0	0.00	\$0	0	0.00	\$0	0	0.00	\$0	13	4.38	\$40,491	23	4.83	\$51,513
Desert Springs	85	6.16	\$39,428	59	5.69	\$37,719	68	5.81	\$42,157	63	5.73	\$50,224	77	6.23	\$55,635
Mountain View	58	5.62	\$37,640	87	5.71	\$42,709	65	6.03	\$55,230	59	6.10	\$58,809	51	5.04	\$57,823
North Vista	14	7.21	\$41,466	14	5.57	\$46,332	20	7.70	\$65,379	17	7.35	\$59,680	20	5.75	\$60,578
St. Rose-Rose de Lima	39	5.72	\$36,449	33	5.09	\$34,242	35	4.17	\$37,204	28	6.04	\$46,721	20	4.10	\$41,499
St. Rose-San Martin	0	0.00	\$0	0	0.00	\$0	19	5.16	\$39,927	27	4.85	\$46,180	41	4.32	\$39,857
St. Rose-Siena	52	7.46	\$43,327	67	6.30	\$43,782	61	7.92	\$59,835	70	7.47	\$55,907	51	5.51	\$52,198
Southern Hills	20	10.35	\$62,604	23	8.87	\$62,116	29	8.21	\$54,597	14	8.71	\$69,285	12	5.92	\$57,332
Spring Valley	29	4.62	\$37,462	41	6.59	\$53,331	31	5.65	\$48,110	46	5.30	\$46,881	32	3.97	\$50,919
Summerlin	58	6.52	\$51,133	54	7.54	\$64,707	73	6.34	\$63,795	46	6.46	\$68,404	60	5.88	\$69,637
Sunrise	98	6.58	\$46,169	88	6.38	\$48,345	83	6.88	\$55,118	94	7.62	\$67,079	84	6.24	\$57,593
UMC	85	8.07	\$36,830	83	7.98	\$39,061	81	6.63	\$46,472	96	5.69	\$47,368	73	6.05	\$59,454
Valley	42	7.05	\$45,165	47	7.49	\$62,813	62	6.35	\$62,279	53	5.51	\$54,272	33	8.27	\$69,968
<b>TOTAL</b>	<b>580</b>	<b>6.74</b>	<b>\$42,493</b>	<b>596</b>	<b>6.64</b>	<b>\$47,334</b>	<b>627</b>	<b>6.45</b>	<b>\$53,281</b>	<b>626</b>	<b>6.30</b>	<b>\$55,344</b>	<b>577</b>	<b>5.71</b>	<b>\$56,738</b>
<b>WASHOE</b>															
Carson Tahoe	38	3.47	\$17,716	30	3.97	\$23,438	24	3.58	\$29,377	17	3.94	\$29,873	20	3.05	\$21,134
Northern Nevada	19	5.05	\$28,844	9	4.67	\$26,210	16	4.50	\$32,421	8	4.75	\$35,365	9	4.78	\$39,203
Renown Regional	96	6.47	\$33,164	100	6.64	\$31,802	74	7.99	\$38,525	89	7.53	\$38,386	78	9.94	\$53,280
Renown S. Meadows	11	3.55	\$17,988	17	3.29	\$19,509	14	3.50	\$17,419	10	4.10	\$28,221	11	2.45	\$23,603
Saint Mary's	37	5.14	\$20,011	55	4.47	\$24,983	36	4.47	\$22,419	43	6.56	\$34,940	31	5.48	\$36,487
Sierra Surgery	0	0.00	\$0	0	0.00	\$0	0	0.00	\$0	1	1.00	\$10,534	0	0.00	\$0
<b>TOTAL</b>	<b>201</b>	<b>5.36</b>	<b>\$26,583</b>	<b>211</b>	<b>5.34</b>	<b>\$27,607</b>	<b>164</b>	<b>5.85</b>	<b>\$31,253</b>	<b>168</b>	<b>6.54</b>	<b>\$35,728</b>	<b>149</b>	<b>7.22</b>	<b>\$42,430</b>
<b>RURAL</b>															
Battle Mountain	1	4.00	\$1,732	0	0.00	\$0	0	0.00	\$0	1	1.00	\$1,135	0	0.00	\$0
Boulder City	5	2.60	\$10,936	6	3.50	\$6,643	4	3.50	\$5,864	5	3.20	\$8,271	0	0.00	\$0
Carson Valley	1	3.00	\$19,919	1	1.00	\$10,974	8	4.88	\$24,279	2	6.50	\$33,452	3	2.33	\$8,383
Churchill	7	4.14	\$13,689	8	6.25	\$27,399	3	1.33	\$9,769	10	4.80	\$24,332	6	2.67	\$15,057
Desert View	0	0.00	\$0	0	0.00	\$0	0	0.00	\$0	6	2.17	\$8,324	9	3.89	\$14,147
Grover C. Dils	1	2.00	\$2,926	0	0.00	\$0	1	1.00	\$7,514	0	0.00	\$0	3	3.33	\$3,888
Humboldt	1	19.00	\$34,238	0	0.00	\$0	0	0.00	\$0	1	2.00	\$11,717	0	0.00	\$0
Incline Village	0	0.00	\$0	0	0.00	\$0	0	0.00	\$0	0	0.00	\$0	0	0.00	\$0
Mesa View	1	2.00	\$12,659	1	1.00	\$8,063	0	0.00	\$0	2	3.00	\$10,818	2	2.50	\$16,308
Mount Grant	0	0.00	\$0	0	0.00	\$0	0	0.00	\$0	0	0.00	\$0	0	0.00	\$0
Northeastern	3	3.67	\$11,260	3	5.00	\$11,134	1	2.00	\$7,179	5	2.40	\$11,895	8	3.00	\$21,030
Nye	3	3.67	\$9,795	2	2.00	\$7,555	0	0.00	\$0	2	1.00	\$6,438	0	0.00	\$0
Pershing	0	0.00	\$0	0	0.00	\$0	1	13.00	\$34,334	0	0.00	\$0	0	0.00	\$0
South Lyon	0	0.00	\$0	4	3.00	\$4,883	1	3.00	\$5,872	0	0.00	\$0	0	0.00	\$0
William Bee Ririe	3	5.67	\$14,036	4	3.25	\$14,061	4	3.00	\$12,140	1	1.00	\$4,926	1	1.00	\$7,330
<b>TOTAL</b>	<b>26</b>	<b>4.27</b>	<b>\$12,586</b>	<b>29</b>	<b>4.03</b>	<b>\$13,875</b>	<b>23</b>	<b>3.83</b>	<b>\$15,237</b>	<b>35</b>	<b>3.26</b>	<b>\$14,665</b>	<b>32</b>	<b>3.06</b>	<b>\$14,458</b>
<b>ALL COUNTIES</b>	<b>807</b>	<b>6.32</b>	<b>\$37,567</b>	<b>836</b>	<b>6.22</b>	<b>\$41,194</b>	<b>814</b>	<b>6.26</b>	<b>\$47,768</b>	<b>829</b>	<b>6.22</b>	<b>\$49,652</b>	<b>758</b>	<b>5.89</b>	<b>\$52,141</b>

## MAJOR CHEST TRAUMA

**Associated Diagnoses:** Diagnoses that frequently accompanied major chest trauma were: 1) Hypertension (4019), 2) Fracture; closed; one rib (80701), 3) Fracture; closed; two ribs (80702), 4) Fracture; closed; three ribs (80703), 5) Tobacco use disorder (3051), 6) Injury; lung, without mention of open wound into thorax; contusion (86121), 7) Pulmonary collapse (5180).

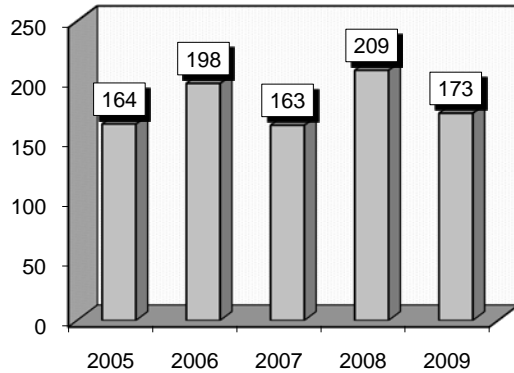
**Definitions:** **Hypertension:** Elevated blood pressure persistently exceeding 140/90. Essential hypertension, the most common kind, has no single identifiable cause. **Fracture:** A partial or complete break of a body part, usually a bone. **Thorax:** The part of the human torso between the neck and the diaphragm. **Diaphragm:** The thin muscle below the lungs and heart that separates the chest from the abdomen. **Contusion:** Another name for a bruise.

**Comment:** Major chest trauma is normally the result of an accident, such as an automobile accident (E8495). The resulting damage may be broken ribs or sternum, a collapsed or damaged lung or other chest organs.

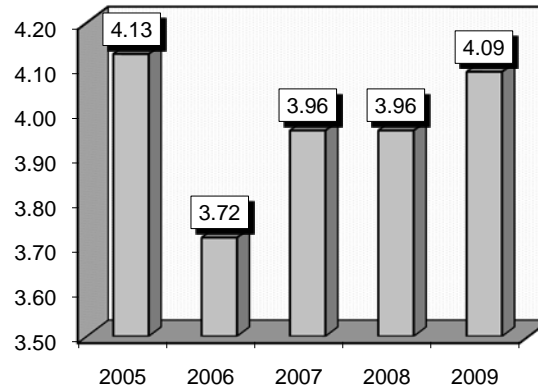
**Note:** Throughout this publication you may find a number of ailments accompanied by tobacco use disorder and/or hypertension. These often do not have a direct correlation to the ailment, but are left in to demonstrate to the reader their high frequency.

Gender	2005			2006			2007			2008			2009		
	Cases	Avg LOS	Avg Bill	Cases	Avg LOS	Avg Bill	Cases	Avg LOS	Avg Bill	Cases	Avg LOS	Avg Bill	Cases	Avg LOS	Avg Bill
Male	100	3.90	\$28,477	141	3.42	\$26,135	115	4.20	\$32,352	121	3.73	\$31,497	108	4.13	\$37,240
Female	64	4.48	\$24,671	57	4.46	\$29,591	48	3.38	\$27,674	88	4.28	\$31,122	65	4.02	\$31,912
Age Group	Cases	Avg LOS	Avg Bill	Cases	Avg LOS	Avg Bill	Cases	Avg LOS	Avg Bill	Cases	Avg LOS	Avg Bill	Cases	Avg LOS	Avg Bill
Ages 0-17	0	0.00	\$0	6	3.33	\$26,075	0	0.00	\$0	3	5.00	\$22,661	2	1.00	\$37,210
Ages 18-35	14	2.79	\$26,472	23	3.78	\$27,049	13	3.46	\$39,307	18	2.89	\$30,048	15	3.13	\$31,180
Ages 36-49	32	4.38	\$34,400	45	2.69	\$22,782	42	3.21	\$31,081	41	3.46	\$29,268	27	3.30	\$32,217
Ages 50-64	42	3.52	\$23,948	54	2.98	\$23,871	51	4.33	\$31,090	59	3.76	\$29,888	50	4.26	\$39,245
Ages 65+	76	4.61	\$25,650	70	4.96	\$32,556	57	4.28	\$28,892	88	4.51	\$33,837	79	4.51	\$34,456
<b>TOTAL</b>	<b>164</b>	<b>4.13</b>	<b>\$26,992</b>	<b>198</b>	<b>3.72</b>	<b>\$27,130</b>	<b>163</b>	<b>3.96</b>	<b>\$30,974</b>	<b>209</b>	<b>3.96</b>	<b>\$31,339</b>	<b>173</b>	<b>4.09</b>	<b>\$35,238</b>

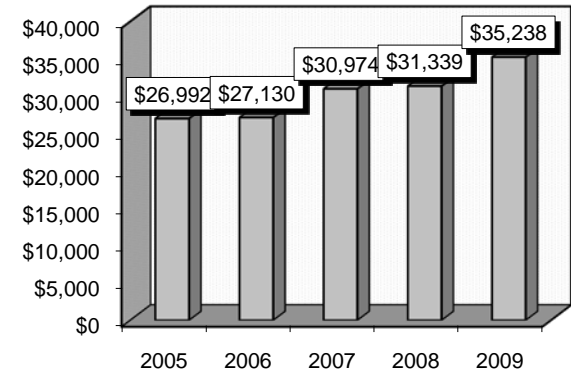
**Patient Discharges**



**Average Length of Stay**



**Average Billed Charges**



County / Hospital	2005			2006			2007			2008			2009		
	Cases	Avg LOS	Avg Bill	Cases	Avg LOS	Avg Bill	Cases	Avg LOS	Avg Bill	Cases	Avg LOS	Avg Bill	Cases	Avg LOS	Avg Bill
<b>CLARK</b>															
Centennial Hills	0	0.00	\$0	0	0.00	\$0	0	0.00	\$0	4	2.25	\$20,621	4	2.75	\$25,676
Desert Springs	2	2.50	\$14,685	7	4.43	\$20,695	3	2.67	\$14,364	9	3.56	\$22,600	5	3.60	\$33,750
Mountain View	8	3.25	\$16,197	4	3.75	\$36,196	5	3.20	\$23,127	4	4.75	\$29,988	3	4.00	\$30,016
North Vista	1	9.00	\$32,175	4	1.25	\$13,413	1	5.00	\$30,380	0	0.00	\$0	5	4.60	\$52,967
St. Rose-Rose de Lima	2	2.00	\$7,672	2	3.00	\$18,236	0	0.00	\$0	8	3.38	\$19,749	1	4.00	\$32,857
St. Rose-San Martin	0	0.00	\$0	1	5.00	\$24,870	0	0.00	\$0	3	5.33	\$46,368	2	5.00	\$31,153
St. Rose-Siena	7	6.14	\$36,742	9	2.89	\$21,640	10	3.60	\$24,053	14	3.07	\$27,997	10	4.20	\$34,027
Southern Hills	3	7.67	\$31,424	6	2.67	\$18,079	0	0.00	\$0	5	1.60	\$13,031	2	3.50	\$24,539
Spring Valley	5	2.60	\$13,699	3	3.33	\$24,824	0	0.00	\$0	3	3.33	\$22,126	5	3.00	\$33,639
Summerlin	5	2.20	\$14,903	3	3.00	\$19,379	3	2.67	\$19,969	7	3.86	\$32,554	5	2.60	\$19,680
Sunrise	22	4.14	\$21,879	31	4.81	\$35,075	25	4.20	\$31,706	30	3.30	\$30,187	16	5.31	\$47,038
UMC	33	3.97	\$27,179	40	3.88	\$30,136	39	3.92	\$40,896	29	4.59	\$42,751	34	4.38	\$44,964
Valley	5	3.60	\$20,903	6	4.17	\$20,521	4	6.00	\$42,814	4	4.50	\$47,170	6	2.83	\$23,947
<b>TOTAL</b>	<b>93</b>	<b>4.02</b>	<b>\$23,481</b>	<b>116</b>	<b>3.90</b>	<b>\$28,072</b>	<b>90</b>	<b>3.94</b>	<b>\$33,871</b>	<b>120</b>	<b>3.67</b>	<b>\$31,570</b>	<b>98</b>	<b>4.14</b>	<b>\$38,801</b>
<b>WASHOE</b>															
Carson Tahoe	4	2.50	\$8,131	5	5.20	\$32,696	4	2.50	\$15,112	2	3.50	\$22,426	5	3.00	\$18,813
Northern Nevada	0	0.00	\$0	2	2.50	\$13,916	0	0.00	\$0	0	0.00	\$0	2	3.00	\$30,396
Renown Regional	53	4.60	\$38,094	64	3.44	\$27,705	58	4.19	\$30,459	71	4.61	\$35,132	49	4.47	\$38,309
Renown S. Meadows	0	0.00	\$0	0	0.00	\$0	1	2.00	\$15,639	6	4.50	\$22,746	3	2.67	\$16,864
Saint Mary's	3	3.00	\$11,046	2	2.00	\$15,682	3	4.67	\$17,680	2	4.00	\$15,499	0	0.00	\$0
Sierra Surgery	0	0.00	\$0	0	0.00	\$0	0	0.00	\$0	0	0.00	\$0	0	0.00	\$0
<b>TOTAL</b>	<b>60</b>	<b>4.38</b>	<b>\$34,744</b>	<b>73</b>	<b>3.49</b>	<b>\$27,339</b>	<b>66</b>	<b>4.08</b>	<b>\$28,724</b>	<b>81</b>	<b>4.56</b>	<b>\$33,416</b>	<b>59</b>	<b>4.20</b>	<b>\$35,299</b>
<b>RURAL</b>															
Battle Mountain	0	0.00	\$0	0	0.00	\$0	1	1.00	\$1,805	0	0.00	\$0	1	4.00	\$3,388
Boulder City	2	6.00	\$17,855	1	7.00	\$13,989	1	2.00	\$9,635	4	2.25	\$3,783	2	3.00	\$7,948
Carson Valley	0	0.00	\$0	2	3.00	\$12,604	0	0.00	\$0	0	0.00	\$0	0	0.00	\$0
Churchill	2	3.00	\$11,295	1	1.00	\$9,963	2	3.00	\$18,657	1	1.00	\$10,609	1	3.00	\$11,194
Desert View	0	0.00	\$0	0	0.00	\$0	0	0.00	\$0	0	0.00	\$0	6	2.00	\$8,970
Grover C. Dils	0	0.00	\$0	0	0.00	\$0	0	0.00	\$0	0	0.00	\$0	0	0.00	\$0
Humboldt	0	0.00	\$0	1	5.00	\$5,448	0	0.00	\$0	0	0.00	\$0	0	0.00	\$0
Incline Village	0	0.00	\$0	0	0.00	\$0	0	0.00	\$0	0	0.00	\$0	0	0.00	\$0
Mesa View	0	0.00	\$0	0	0.00	\$0	0	0.00	\$0	0	0.00	\$0	0	0.00	\$0
Mount Grant	0	0.00	\$0	0	0.00	\$0	0	0.00	\$0	0	0.00	\$0	1	4.00	\$10,960
Northeastern	6	3.17	\$15,158	3	2.33	\$18,332	2	5.00	\$24,037	0	0.00	\$0	2	1.50	\$21,382
Nye	0	0.00	\$0	0	0.00	\$0	0	0.00	\$0	1	2.00	\$3,524	1	13.00	\$51,188
Pershing	0	0.00	\$0	0	0.00	\$0	0	0.00	\$0	0	0.00	\$0	1	6.00	\$10,361
South Lyon	0	0.00	\$0	0	0.00	\$0	0	0.00	\$0	0	0.00	\$0	0	0.00	\$0
William Bee Ririe	1	3.00	\$9,037	1	3.00	\$9,931	1	2.00	\$7,851	2	3.00	\$12,739	1	2.00	\$11,576
<b>TOTAL</b>	<b>11</b>	<b>3.64</b>	<b>\$14,389</b>	<b>9</b>	<b>3.22</b>	<b>\$13,281</b>	<b>7</b>	<b>3.00</b>	<b>\$14,954</b>	<b>8</b>	<b>2.25</b>	<b>\$6,843</b>	<b>16</b>	<b>3.31</b>	<b>\$13,196</b>
<b>ALL COUNTIES</b>	<b>164</b>	<b>4.13</b>	<b>\$26,992</b>	<b>198</b>	<b>3.72</b>	<b>\$27,130</b>	<b>163</b>	<b>3.96</b>	<b>\$30,974</b>	<b>209</b>	<b>3.96</b>	<b>\$31,339</b>	<b>173</b>	<b>4.09</b>	<b>\$35,238</b>

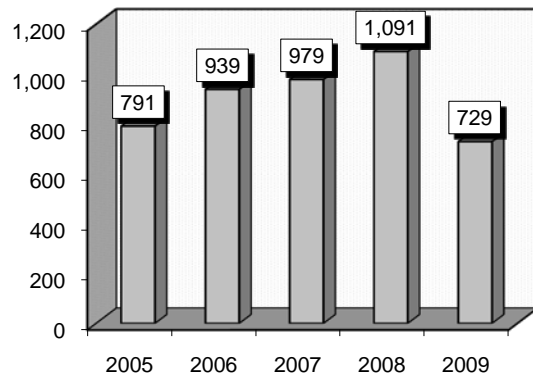
## PULMONARY EDEMA & RESPIRATORY FAILURE

**Associated Diagnoses:** Diagnoses that frequently accompanied pulmonary edema and respiratory failure were: 1) Acute respiratory failure (51881), 2) Hypertension (4019), 3) Chronic bronchitis with acute exacerbation (49121), 4) Congestive heart failure, unspecified (4280), 5) Pneumonia, organism unspecified (486).

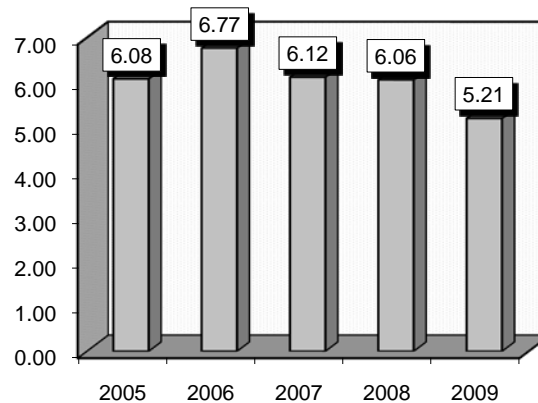
**Definitions:** **Edema:** Swelling caused by an accumulation of fluid within body tissues. **Hypertension:** Elevated blood pressure persistently exceeding 140/90. Essential hypertension, the most common kind, has no single identifiable cause. **Bronchitis:** An inflammation of mucous membranes of the bronchial tubes. It is accompanied by a persistent cough, and phlegm. **Chronic obstructive pulmonary disease:** A progressive and irreversible condition characterized by diminished inspiratory and expiratory capacity of the lungs. It includes asthma, chronic bronchiectasis, chronic bronchitis and emphysema. The condition is aggravated by cigarette smoking and air pollution. **Exacerbation:** An increase in the seriousness of a disease or disorder as marked by greater intensity in the signs or symptoms of the patient being treated. **Hypoxia:** Inadequate oxygenation characterized by an high heart rate, high blood pressure, dizziness and mental confusion. **Cyanosis:** A bluish discoloration of the skin caused by an excess of deoxygenated blood. **Bronchiectasis:** An abnormal condition of the bronchial tree characterized by irreversible dilation and destruction of the bronchial walls. **Pneumonia:** An acute inflammation of the lung parenchyma accompanied by congestion.

Gender	2005			2006			2007			2008			2009		
	Cases	Avg LOS	Avg Bill	Cases	Avg LOS	Avg Bill	Cases	Avg LOS	Avg Bill	Cases	Avg LOS	Avg Bill	Cases	Avg LOS	Avg Bill
Male	348	6.04	\$43,501	375	5.87	\$44,105	456	6.32	\$49,673	468	6.51	\$56,413	323	5.22	\$48,119
Female	443	6.11	\$40,118	564	7.38	\$45,304	523	5.94	\$41,421	623	5.72	\$46,264	406	5.20	\$45,619
Age Group	Cases	Avg LOS	Avg Bill	Cases	Avg LOS	Avg Bill	Cases	Avg LOS	Avg Bill	Cases	Avg LOS	Avg Bill	Cases	Avg LOS	Avg Bill
Ages 0-17	9	3.44	\$19,271	8	3.25	\$16,312	11	4.73	\$34,033	6	2.83	\$25,164	5	1.20	\$10,637
Ages 18-35	15	5.73	\$39,836	32	5.94	\$36,102	29	4.62	\$32,680	35	4.89	\$41,428	23	3.70	\$32,111
Ages 36-49	54	5.80	\$47,472	67	6.52	\$54,078	75	5.61	\$44,052	77	5.35	\$47,525	59	5.25	\$45,843
Ages 50-64	214	6.35	\$43,939	232	7.13	\$50,746	243	5.91	\$43,161	289	5.67	\$50,656	215	5.14	\$46,138
Ages 65+	499	6.05	\$40,427	600	6.75	\$42,349	621	6.36	\$47,021	684	6.39	\$51,643	427	5.36	\$48,355
<b>TOTAL</b>	<b>791</b>	<b>6.08</b>	<b>\$41,606</b>	<b>939</b>	<b>6.77</b>	<b>\$44,825</b>	<b>979</b>	<b>6.12</b>	<b>\$45,265</b>	<b>1,091</b>	<b>6.06</b>	<b>\$50,618</b>	<b>729</b>	<b>5.21</b>	<b>\$46,727</b>

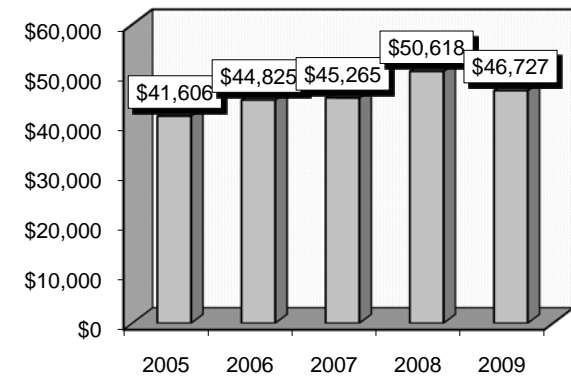
**Patient Discharges**



**Average Length of Stay**



**Average Billed Charges**



County / Hospital	2005			2006			2007			2008			2009		
	Cases	Avg LOS	Avg Bill	Cases	Avg LOS	Avg Bill	Cases	Avg LOS	Avg Bill	Cases	Avg LOS	Avg Bill	Cases	Avg LOS	Avg Bill
<b>CLARK</b>															
Centennial Hills	0	0.00	\$0	0	0.00	\$0	0	0.00	\$0	15	6.80	\$66,516	11	6.27	\$65,067
Desert Springs	50	6.50	\$42,553	61	8.43	\$66,641	70	5.93	\$44,204	63	6.68	\$63,777	40	4.78	\$45,547
Mountain View	43	7.14	\$50,204	47	5.72	\$41,819	50	6.88	\$54,888	93	6.43	\$66,390	46	5.67	\$63,918
North Vista	22	6.45	\$60,554	39	6.46	\$68,029	44	6.36	\$64,568	37	6.68	\$71,971	20	5.30	\$63,279
St. Rose-Rose de Lima	50	5.90	\$34,403	33	6.39	\$45,359	22	5.86	\$53,652	35	7.57	\$66,628	46	4.59	\$44,486
St. Rose-San Martin	0	0.00	\$0	0	0.00	\$0	8	6.50	\$61,224	14	6.64	\$65,735	8	3.50	\$34,144
St. Rose-Siena	40	7.28	\$51,324	27	5.67	\$45,162	26	6.27	\$56,662	42	6.29	\$52,889	45	4.13	\$41,910
Southern Hills	40	6.72	\$40,679	49	7.80	\$54,205	75	7.41	\$54,274	121	6.32	\$54,670	71	5.15	\$46,970
Spring Valley	20	6.15	\$51,100	25	7.00	\$60,951	20	6.65	\$59,244	18	8.67	\$77,754	26	5.65	\$60,478
Summerlin	41	7.80	\$61,625	51	5.57	\$48,594	26	5.77	\$63,839	64	5.77	\$57,360	52	5.81	\$71,861
Sunrise	88	6.90	\$57,107	75	9.39	\$76,756	98	8.12	\$72,356	123	6.37	\$58,491	51	6.73	\$71,176
UMC	14	6.21	\$33,588	16	5.63	\$38,357	9	5.11	\$36,700	7	7.57	\$62,904	19	5.26	\$53,693
Valley	28	9.36	\$88,098	40	8.60	\$87,171	30	6.73	\$79,397	31	8.13	\$104,600	22	7.77	\$95,505
<b>TOTAL</b>	<b>436</b>	<b>6.94</b>	<b>\$51,674</b>	<b>463</b>	<b>7.30</b>	<b>\$60,292</b>	<b>478</b>	<b>6.83</b>	<b>\$59,710</b>	<b>663</b>	<b>6.59</b>	<b>\$63,182</b>	<b>457</b>	<b>5.43</b>	<b>\$57,646</b>
<b>WASHOE</b>															
Carson Tahoe	28	3.39	\$21,892	21	3.95	\$31,485	27	4.19	\$29,042	30	3.67	\$28,743	29	3.52	\$26,762
Northern Nevada	31	4.23	\$26,254	40	4.53	\$29,346	91	3.99	\$29,566	30	4.20	\$35,098	6	4.83	\$41,906
Renown Regional	164	5.69	\$36,049	254	6.05	\$33,039	198	6.14	\$37,052	167	5.76	\$35,616	92	5.62	\$36,771
Renown S. Meadows	22	5.00	\$24,193	38	4.00	\$20,703	53	4.92	\$25,370	52	5.06	\$28,476	19	3.21	\$23,530
Saint Mary's	72	5.43	\$28,398	96	5.96	\$28,139	93	6.74	\$32,096	107	5.77	\$29,486	68	5.15	\$26,467
Sierra Surgery	0	0.00	\$0	0	0.00	\$0	0	0.00	\$0	0	0.00	\$0	0	0.00	\$0
<b>TOTAL</b>	<b>317</b>	<b>5.24</b>	<b>\$31,280</b>	<b>449</b>	<b>5.62</b>	<b>\$30,546</b>	<b>462</b>	<b>5.58</b>	<b>\$32,772</b>	<b>386</b>	<b>5.38</b>	<b>\$32,380</b>	<b>214</b>	<b>4.95</b>	<b>\$31,109</b>
<b>RURAL</b>															
Battle Mountain	0	0.00	\$0	0	0.00	\$0	0	0.00	\$0	0	0.00	\$0	0	0.00	\$0
Boulder City	8	4.13	\$16,975	2	5.00	\$8,383	0	0.00	\$0	3	1.00	\$2,608	3	3.33	\$11,865
Carson Valley	0	0.00	\$0	1	1.00	\$6,936	1	1.00	\$13,571	5	3.80	\$33,248	9	4.33	\$30,970
Churchill	1	3.00	\$16,857	0	0.00	\$0	2	2.00	\$10,517	0	0.00	\$0	0	0.00	\$0
Desert View	0	0.00	\$0	0	0.00	\$0	0	0.00	\$0	8	4.50	\$21,271	8	1.50	\$8,964
Grover C. Dils	2	8.00	\$15,515	1	1.00	\$4,433	2	4.50	\$10,144	1	5.00	\$9,152	0	0.00	\$0
Humboldt	2	3.00	\$7,324	0	0.00	\$0	3	4.67	\$13,321	1	5.00	\$20,127	7	11.57	\$18,607
Incline Village	0	0.00	\$0	0	0.00	\$0	0	0.00	\$0	0	0.00	\$0	0	0.00	\$0
Mesa View	6	2.33	\$12,981	5	2.00	\$13,925	5	3.00	\$17,657	3	5.67	\$30,459	5	2.20	\$10,719
Mount Grant	3	3.67	\$8,864	2	187.50	\$17,290	10	4.20	\$13,401	6	3.33	\$11,344	7	5.71	\$19,646
Northeastern	4	2.25	\$11,556	6	5.83	\$37,068	6	6.33	\$33,061	6	4.00	\$26,210	4	4.75	\$34,378
Nye	8	2.25	\$8,961	5	3.20	\$15,137	3	2.33	\$10,599	1	1.00	\$5,303	4	1.75	\$7,291
Pershing	0	0.00	\$0	0	0.00	\$0	2	2.00	\$9,274	2	3.50	\$12,245	5	4.00	\$13,453
South Lyon	2	3.50	\$5,730	2	1.50	\$2,796	0	0.00	\$0	2	2.00	\$5,251	1	1.00	\$7,398
William Bee Ririe	2	2.00	\$16,222	3	2.00	\$8,243	5	2.60	\$13,268	4	6.50	\$26,296	5	3.20	\$22,743
<b>TOTAL</b>	<b>38</b>	<b>3.18</b>	<b>\$12,227</b>	<b>27</b>	<b>16.93</b>	<b>\$17,065</b>	<b>39</b>	<b>3.77</b>	<b>\$16,210</b>	<b>42</b>	<b>3.98</b>	<b>\$19,897</b>	<b>58</b>	<b>4.41</b>	<b>\$18,318</b>
<b>ALL COUNTIES</b>	<b>791</b>	<b>6.08</b>	<b>\$41,606</b>	<b>939</b>	<b>6.77</b>	<b>\$44,825</b>	<b>979</b>	<b>6.12</b>	<b>\$45,265</b>	<b>1,091</b>	<b>6.06</b>	<b>\$50,618</b>	<b>729</b>	<b>5.21</b>	<b>\$46,727</b>

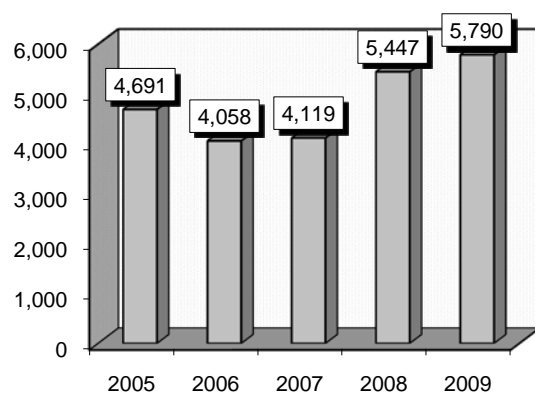
## CHRONIC OBSTRUCTIVE PULMONARY DISEASE

**Associated Diagnoses:** Diagnoses that frequently accompanied chronic obstructive pulmonary disease were: 1) Chronic obstructive bronchitis with acute exacerbation (49121), 2) Hypertension (4019), 3) Tobacco use disorder (3051), 4) History of tobacco use (V1582), 5) Congestive heart failure (4280).

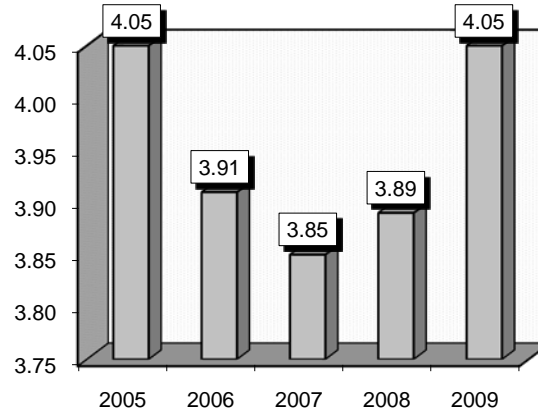
**Definitions: Chronic obstructive pulmonary disease:** A progressive and irreversible condition characterized by diminished inspiratory and expiratory capacity of the lungs. It includes asthma, chronic bronchiectasis, chronic bronchitis and emphysema. The condition is aggravated by cigarette smoking and air pollution. **Hypertension:** Elevated blood pressure persistently exceeding 140/90. Essential hypertension, the most common kind, has no single identifiable cause. **Exacerbation:** An increase in the seriousness of a disease or disorder as marked by greater intensity in the signs or symptoms of the patient being treated. **Asthma:** A respiratory disorder characterized by recurring episodes of breathing difficulty, wheezing on expiration and/or inspiration caused by constriction of the bronchi, coughing and thick bronchial secretions. **Status asthmaticus:** An acute, severe, and prolonged asthma attack. Hypoxia, cyanosis and unconsciousness may follow, and the attack may be fatal. **Hypoxia:** Inadequate oxygenation characterized by an high heart rate, high blood pressure, dizziness and mental confusion. **Cyanosis:** A bluish discoloration of the skin caused by an excess of deoxygenated blood. **Bronchiectasis:** An abnormal condition of the bronchial tree characterized by irreversible dilation and destruction of the bronchial walls.

Gender	2005			2006			2007			2008			2009		
	Cases	Avg LOS	Avg Bill	Cases	Avg LOS	Avg Bill	Cases	Avg LOS	Avg Bill	Cases	Avg LOS	Avg Bill	Cases	Avg LOS	Avg Bill
Male	1,946	3.87	\$23,427	1,657	3.83	\$25,241	1,713	3.70	\$28,046	2,318	3.79	\$29,829	2,448	4.03	\$32,355
Female	2,745	4.18	\$24,485	2,401	3.96	\$25,317	2,406	3.95	\$29,146	3,129	3.96	\$30,177	3,342	4.06	\$33,052
Age Group	Cases	Avg LOS	Avg Bill	Cases	Avg LOS	Avg Bill	Cases	Avg LOS	Avg Bill	Cases	Avg LOS	Avg Bill	Cases	Avg LOS	Avg Bill
Ages 0-17	7	3.29	\$11,769	7	3.43	\$25,158	5	1.40	\$3,280	5	1.20	\$9,131	7	2.86	\$17,860
Ages 18-35	41	3.17	\$21,512	28	3.25	\$20,369	26	3.04	\$19,487	43	2.79	\$23,903	41	3.71	\$29,917
Ages 36-49	328	4.02	\$22,847	346	3.90	\$24,766	347	3.47	\$26,715	416	3.52	\$27,793	417	3.38	\$31,213
Ages 50-64	1,501	4.18	\$24,897	1,256	3.74	\$25,065	1,267	3.91	\$29,522	1,717	3.86	\$30,012	1,862	3.84	\$32,975
Ages 65+	2,814	4.00	\$23,799	2,421	4.00	\$25,532	2,474	3.88	\$28,687	3,266	3.97	\$30,436	3,463	4.25	\$32,889
<b>TOTAL</b>	<b>4,691</b>	<b>4.05</b>	<b>\$24,046</b>	<b>4,058</b>	<b>3.91</b>	<b>\$25,286</b>	<b>4,119</b>	<b>3.85</b>	<b>\$28,689</b>	<b>5,447</b>	<b>3.89</b>	<b>\$30,029</b>	<b>5,790</b>	<b>4.05</b>	<b>\$32,757</b>

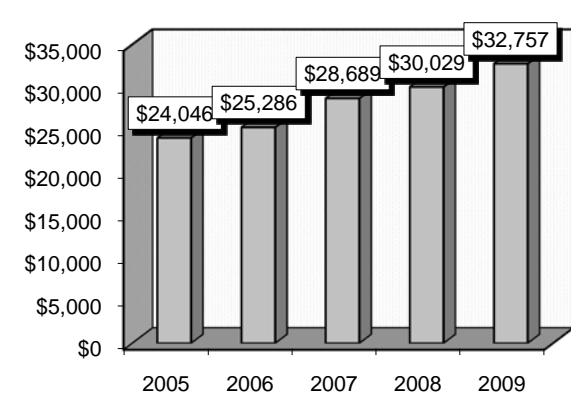
**Patient Discharges**



**Average Length of Stay**



**Average Billed Charges**





County / Hospital	2005			2006			2007			2008			2009		
	Cases	Avg LOS	Avg Bill	Cases	Avg LOS	Avg Bill	Cases	Avg LOS	Avg Bill	Cases	Avg LOS	Avg Bill	Cases	Avg LOS	Avg Bill
<b>CLARK</b>															
Centennial Hills	0	0.00	\$0	0	0.00	\$0	0	0.00	\$0	184	3.73	\$32,612	231	3.73	\$37,722
Desert Springs	462	4.29	\$24,373	334	4.28	\$26,851	279	3.91	\$28,496	397	3.93	\$32,488	329	4.14	\$33,779
Mountain View	376	4.31	\$27,178	305	4.31	\$30,139	283	4.45	\$36,017	396	4.38	\$38,268	474	4.43	\$44,271
North Vista	250	4.50	\$31,274	245	4.11	\$28,775	239	4.31	\$32,475	306	4.48	\$37,876	324	4.18	\$38,117
St. Rose-Rose de Lima	245	3.83	\$23,506	205	3.46	\$24,567	231	3.50	\$28,280	339	4.25	\$31,824	339	3.60	\$29,135
St. Rose-San Martin	0	0.00	\$0	6	1.33	\$14,456	61	3.34	\$25,410	181	3.93	\$30,613	168	4.15	\$32,909
St. Rose-Siena	285	3.95	\$25,553	296	3.73	\$26,794	265	3.08	\$26,031	293	3.81	\$28,982	289	3.86	\$32,580
Southern Hills	131	4.45	\$25,064	108	5.04	\$32,014	74	4.01	\$30,324	63	3.19	\$26,981	76	4.29	\$36,875
Spring Valley	232	3.66	\$25,404	193	3.59	\$28,853	215	3.79	\$30,491	277	4.09	\$36,096	279	3.61	\$34,490
Summerlin	269	4.39	\$30,582	234	4.16	\$33,059	235	4.24	\$42,017	217	4.24	\$41,427	248	4.17	\$43,678
Sunrise	469	4.51	\$31,352	407	3.93	\$31,268	403	4.42	\$37,018	439	4.01	\$35,499	480	4.56	\$44,112
UMC	403	3.94	\$18,561	301	3.72	\$18,610	317	3.83	\$26,546	336	3.50	\$25,663	325	3.40	\$31,324
Valley	373	4.35	\$30,575	348	4.10	\$33,060	384	4.03	\$38,316	468	3.78	\$37,454	456	3.92	\$43,024
<b>TOTAL</b>	<b>3,495</b>	<b>4.21</b>	<b>\$26,704</b>	<b>2,982</b>	<b>4.00</b>	<b>\$28,457</b>	<b>2,986</b>	<b>3.97</b>	<b>\$32,688</b>	<b>3,896</b>	<b>4.00</b>	<b>\$34,109</b>	<b>4,018</b>	<b>4.02</b>	<b>\$37,883</b>
<b>WASHOE</b>															
Carson Tahoe	224	3.14	\$14,550	207	3.21	\$16,428	202	2.95	\$18,235	227	3.00	\$19,107	314	3.31	\$21,295
Northern Nevada	80	2.92	\$17,753	83	3.77	\$22,919	100	2.87	\$20,730	158	3.75	\$27,130	124	3.73	\$30,004
Renown Regional	337	3.81	\$19,920	251	3.93	\$19,163	276	3.70	\$22,212	385	4.05	\$23,285	470	3.90	\$25,240
Renown S. Meadows	51	2.73	\$15,095	56	2.91	\$14,014	75	3.65	\$18,345	81	3.88	\$21,575	86	3.01	\$20,062
Saint Mary's	159	4.20	\$19,511	138	3.91	\$18,867	154	3.81	\$18,089	197	3.78	\$20,074	234	3.90	\$20,108
Sierra Surgery	0	0.00	\$0	0	0.00	\$0	0	0.00	\$0	0	0.00	\$0	0	0.00	\$0
<b>TOTAL</b>	<b>851</b>	<b>3.56</b>	<b>\$17,937</b>	<b>735</b>	<b>3.63</b>	<b>\$18,369</b>	<b>807</b>	<b>3.42</b>	<b>\$19,887</b>	<b>1,048</b>	<b>3.71</b>	<b>\$22,224</b>	<b>1,228</b>	<b>3.67</b>	<b>\$23,372</b>
<b>RURAL</b>															
Battle Mountain	3	2.33	\$3,919	1	1.00	\$1,753	2	3.00	\$3,897	3	1.67	\$5,793	0	0.00	\$0
Boulder City	34	4.00	\$10,922	43	4.40	\$9,325	31	5.23	\$11,518	32	4.47	\$9,235	34	4.44	\$9,944
Carson Valley	7	4.43	\$17,756	27	2.70	\$12,068	31	4.58	\$21,133	35	2.86	\$18,829	30	2.97	\$19,549
Churchill	44	4.48	\$17,433	56	4.50	\$17,707	64	4.33	\$18,819	88	3.77	\$16,909	82	3.83	\$17,844
Desert View	0	0.00	\$0	0	0.00	\$0	0	0.00	\$0	84	2.63	\$12,483	116	3.10	\$16,155
Grover C. Dils	29	3.14	\$5,540	23	2.65	\$5,063	17	3.00	\$6,001	17	3.18	\$7,071	10	2.90	\$7,382
Humboldt	9	3.89	\$7,946	9	3.44	\$8,745	9	2.22	\$5,962	28	2.89	\$10,784	27	39.19	\$25,576
Incline Village	1	1.00	\$3,392	0	0.00	\$0	0	0.00	\$0	0	0.00	\$0	0	0.00	\$0
Mesa View	43	2.70	\$12,480	43	2.58	\$12,947	31	2.71	\$12,393	50	3.06	\$14,210	67	2.19	\$10,279
Mount Grant	46	3.67	\$9,229	26	5.46	\$13,718	19	3.74	\$10,083	25	3.84	\$10,418	23	3.78	\$10,793
Northeastern	54	4.41	\$19,535	39	4.38	\$21,049	37	3.73	\$18,796	53	3.98	\$24,335	66	3.52	\$23,679
Nye	24	1.96	\$8,568	11	1.64	\$6,333	7	2.14	\$8,678	10	2.10	\$8,876	14	2.21	\$9,775
Pershing	11	3.45	\$11,906	17	2.71	\$7,942	22	3.45	\$11,532	30	4.07	\$17,592	30	3.37	\$12,469
South Lyon	17	3.76	\$6,215	23	4.00	\$7,568	27	3.26	\$6,601	16	3.69	\$9,105	25	3.72	\$10,774
William Bee Ririe	23	3.30	\$10,241	23	3.09	\$9,669	29	3.24	\$12,756	32	3.31	\$13,680	20	4.80	\$22,162
<b>TOTAL</b>	<b>345</b>	<b>3.61</b>	<b>\$12,185</b>	<b>341</b>	<b>3.69</b>	<b>\$12,465</b>	<b>326</b>	<b>3.75</b>	<b>\$13,846</b>	<b>503</b>	<b>3.39</b>	<b>\$14,695</b>	<b>544</b>	<b>5.13</b>	<b>\$16,083</b>
<b>ALL COUNTIES</b>	<b>4,691</b>	<b>4.05</b>	<b>\$24,046</b>	<b>4,058</b>	<b>3.91</b>	<b>\$25,286</b>	<b>4,119</b>	<b>3.85</b>	<b>\$28,689</b>	<b>5,447</b>	<b>3.89</b>	<b>\$30,029</b>	<b>5,790</b>	<b>4.05</b>	<b>\$32,757</b>

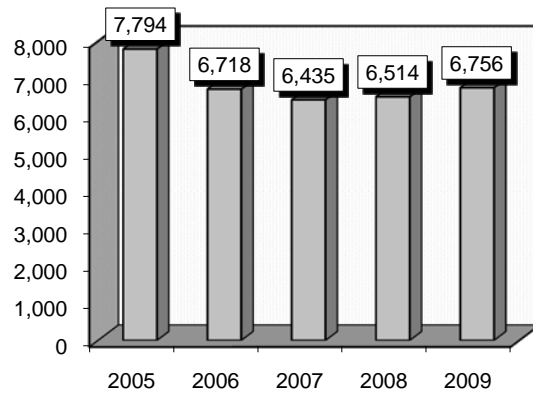
## SIMPLE PNEUMONIA & PLEURISY

**Associated Diagnoses:** Diagnoses that frequently accompanied simple pneumonia and pleurisy were: 1) Hypertension (4019), 2) Congestive heart failure, unspecified (4280), 3) Tobacco use disorder (3051), 4) Chronic airway obstruction (496), 5) Chronic bronchitis with acute exacerbation (49121), 6) Hypoxemia (79902), 7) Asthma (49390), 8) Otitis Media (3829), 9) Pneumonia due to respiratory syncytial virus (4801), 10) Acute bronchiolitis due to other infectious organisms (46619).

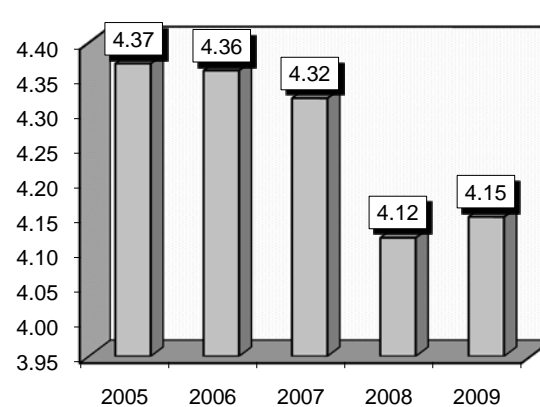
**Definitions:** **Hypertension:** Elevated blood pressure persistently exceeding 140/90. Essential hypertension, the most common kind, has no single identifiable cause. **Pneumonia:** An acute inflammation of the lungs, often caused by inhalation of the species streptococcus pneumoniae. The alveoli and bronchioles of the lungs become plugged with fibrous secretions. **Alveoli:** A small outpouching in the lungs through which gas exchanges from the pulmonary capillary blood. **Bronchioles:** A small airway of the respiratory system extending from the bronchi into the lobes of the lung. **Pleurisy:** Inflammation of the membrane enclosing the lung. **Bronchitis:** An inflammation of mucous membranes of the bronchial tubes. It is accompanied by a persistent cough, and phlegm. **Exacerbation:** An increase in the seriousness of a disease or disorder as marked by greater intensity in the signs or symptoms of the patient being treated. **Hypoxemia:** Low oxygen levels in the blood. **Asthma:** A respiratory disorder characterized by recurring episodes of breathing difficulty, wheezing on expiration and/or inspiration caused by constriction of the bronchi, coughing and thick bronchial secretions **Otitis Media:** Infection and inflammation of the middle ear space and eardrum.

Gender	2005			2006			2007			2008			2009		
	Cases	Avg LOS	Avg Bill	Cases	Avg LOS	Avg Bill	Cases	Avg LOS	Avg Bill	Cases	Avg LOS	Avg Bill	Cases	Avg LOS	Avg Bill
Male	3,785	4.28	\$24,669	3,313	4.21	\$26,379	3,211	4.26	\$30,059	3,305	3.99	\$29,603	3,348	4.11	\$33,153
Female	4,009	4.45	\$25,017	3,405	4.50	\$28,490	3,224	4.39	\$30,415	3,209	4.26	\$30,533	3,408	4.19	\$33,216
Age Group	Cases	Avg LOS	Avg Bill	Cases	Avg LOS	Avg Bill	Cases	Avg LOS	Avg Bill	Cases	Avg LOS	Avg Bill	Cases	Avg LOS	Avg Bill
Ages 0-17	1,123	3.26	\$14,462	866	3.17	\$14,704	738	3.06	\$14,551	844	3.05	\$16,099	1,032	2.92	\$17,231
Ages 18-35	414	3.89	\$22,980	327	3.68	\$23,033	339	4.15	\$30,954	394	3.45	\$27,737	503	4.17	\$34,231
Ages 36-49	845	4.02	\$24,152	699	4.11	\$27,861	736	3.97	\$30,059	746	3.90	\$31,138	775	3.89	\$32,531
Ages 50-64	1,537	4.54	\$27,095	1,389	4.60	\$30,450	1,352	4.45	\$33,207	1,381	4.21	\$32,504	1,444	4.35	\$36,780
Ages 65+	3,875	4.75	\$27,318	3,437	4.67	\$29,784	3,270	4.66	\$32,516	3,149	4.51	\$32,768	3,002	4.55	\$36,933
<b>TOTAL</b>	<b>7,794</b>	<b>4.37</b>	<b>\$24,848</b>	<b>6,718</b>	<b>4.36</b>	<b>\$27,449</b>	<b>6,435</b>	<b>4.32</b>	<b>\$30,238</b>	<b>6,514</b>	<b>4.12</b>	<b>\$30,061</b>	<b>6,756</b>	<b>4.15</b>	<b>\$33,185</b>

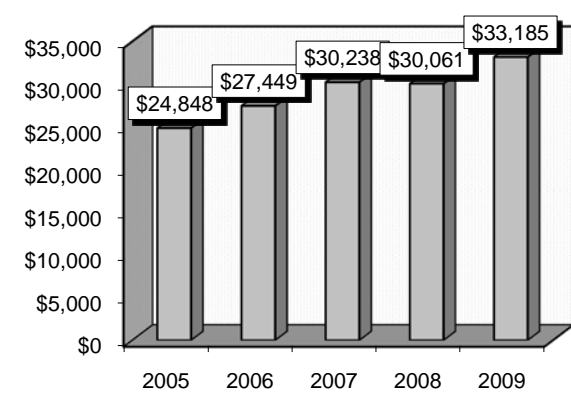
**Patient Discharges**



**Average Length of Stay**



**Average Billed Charges**



County / Hospital	2005			2006			2007			2008			2009		
	Cases	Avg LOS	Avg Bill	Cases	Avg LOS	Avg Bill	Cases	Avg LOS	Avg Bill	Cases	Avg LOS	Avg Bill	Cases	Avg LOS	Avg Bill
<b>CLARK</b>															
Centennial Hills	0	0.00	\$0	0	0.00	\$0	0	0.00	\$0	140	4.28	\$37,230	205	4.38	\$41,517
Desert Springs	545	4.84	\$29,282	461	4.56	\$29,621	439	4.68	\$33,577	379	4.63	\$38,323	354	4.47	\$38,404
Mountain View	467	5.19	\$33,160	425	4.50	\$33,739	417	5.06	\$41,185	319	4.87	\$43,729	386	5.01	\$51,080
North Vista	258	5.45	\$36,115	204	5.43	\$40,755	174	4.75	\$38,458	163	4.75	\$42,079	145	4.39	\$38,033
St. Rose-Rose de Lima	295	4.09	\$25,968	279	4.07	\$28,712	258	4.12	\$33,249	215	4.64	\$36,747	192	4.05	\$34,638
St. Rose-San Martin	0	0.00	\$0	19	3.42	\$24,621	147	4.02	\$27,278	196	4.12	\$31,388	214	4.21	\$35,312
St. Rose-Siena	528	4.08	\$25,274	463	4.17	\$28,142	391	4.49	\$32,556	278	4.80	\$34,765	288	3.90	\$30,699
Southern Hills	197	5.02	\$27,797	162	5.01	\$34,760	95	5.82	\$42,910	117	4.61	\$39,568	114	5.53	\$54,178
Spring Valley	300	4.34	\$30,360	282	4.26	\$31,619	300	4.83	\$37,699	328	4.21	\$37,925	330	4.04	\$41,954
Summerlin	599	4.19	\$28,526	534	4.86	\$37,576	568	4.37	\$38,000	490	4.08	\$34,696	494	4.46	\$40,690
Sunrise	1,021	4.44	\$28,985	772	4.46	\$32,622	525	4.55	\$36,873	528	4.15	\$34,619	643	4.50	\$41,093
UMC	896	4.47	\$20,855	633	4.66	\$23,380	669	4.51	\$31,092	657	3.46	\$28,491	715	3.45	\$29,607
Valley	393	4.99	\$34,688	404	5.04	\$39,389	361	4.85	\$43,959	333	5.03	\$44,184	318	4.90	\$53,234
<b>TOTAL</b>	<b>5,499</b>	<b>4.57</b>	<b>\$28,251</b>	<b>4,638</b>	<b>4.59</b>	<b>\$31,981</b>	<b>4,344</b>	<b>4.61</b>	<b>\$36,124</b>	<b>4,143</b>	<b>4.32</b>	<b>\$36,216</b>	<b>4,398</b>	<b>4.31</b>	<b>\$39,797</b>
<b>WASHOE</b>															
Carson Tahoe	358	3.51	\$15,423	467	3.58	\$19,463	462	3.13	\$18,641	450	3.20	\$19,147	332	3.70	\$22,312
Northern Nevada	133	3.41	\$20,345	95	3.29	\$20,926	112	3.35	\$22,992	102	4.05	\$30,179	105	3.63	\$30,081
Renown Regional	526	4.30	\$20,771	398	4.05	\$18,531	403	4.03	\$20,719	567	3.81	\$21,093	617	4.25	\$24,551
Renown S. Meadows	103	3.45	\$15,824	110	3.65	\$17,078	92	3.64	\$18,588	120	4.23	\$21,793	128	3.62	\$22,494
Saint Mary's	386	4.43	\$20,898	277	4.22	\$19,994	335	4.36	\$19,533	362	4.17	\$20,547	349	4.13	\$20,157
Sierra Surgery	0	0.00	\$0	0	0.00	\$0	0	0.00	\$0	0	0.00	\$0	0	0.00	\$0
<b>TOTAL</b>	<b>1,506</b>	<b>4.01</b>	<b>\$19,157</b>	<b>1,347</b>	<b>3.83</b>	<b>\$19,205</b>	<b>1,404</b>	<b>3.73</b>	<b>\$19,794</b>	<b>1,601</b>	<b>3.77</b>	<b>\$21,054</b>	<b>1,531</b>	<b>4.01</b>	<b>\$23,271</b>
<b>RURAL</b>															
Battle Mountain	9	2.56	\$4,474	14	2.64	\$3,783	14	2.50	\$4,402	13	3.23	\$6,752	10	3.20	\$7,983
Boulder City	90	5.07	\$11,750	64	4.53	\$10,229	79	4.32	\$10,118	71	4.70	\$11,297	76	4.38	\$10,155
Carson Valley	21	3.43	\$14,063	59	4.47	\$18,514	53	4.13	\$21,011	70	2.89	\$18,208	71	2.41	\$13,078
Churchill	173	4.21	\$15,417	128	4.21	\$16,755	136	4.44	\$18,744	137	4.34	\$17,747	136	4.48	\$18,959
Desert View	0	0.00	\$0	0	0.00	\$0	0	0.00	\$0	40	3.50	\$14,065	68	3.06	\$16,055
Grover C. Dils	16	2.69	\$5,388	19	3.79	\$7,280	16	3.44	\$7,601	17	3.71	\$9,575	9	3.56	\$9,715
Humboldt	24	4.08	\$8,925	29	2.79	\$6,879	20	2.85	\$5,470	24	4.04	\$13,396	26	3.12	\$10,826
Incline Village	9	3.22	\$16,022	5	3.80	\$21,647	2	2.00	\$12,202	2	4.00	\$24,739	3	3.00	\$14,479
Mesa View	73	2.66	\$11,835	71	2.90	\$14,462	67	2.48	\$12,042	53	3.23	\$13,378	56	2.63	\$11,543
Mount Grant	42	4.02	\$9,250	29	4.38	\$11,858	14	5.93	\$14,857	45	4.62	\$12,015	53	4.08	\$11,157
Northeastern	146	3.49	\$14,560	153	4.42	\$19,484	141	3.79	\$18,920	151	4.02	\$22,751	192	3.74	\$23,827
Nye	29	2.38	\$8,047	24	2.21	\$9,068	19	2.00	\$6,971	16	2.19	\$10,536	17	2.59	\$14,927
Pershing	21	3.86	\$11,359	38	3.13	\$8,662	27	2.33	\$6,925	21	3.33	\$10,875	19	2.89	\$12,013
South Lyon	72	3.11	\$5,492	44	3.52	\$6,675	44	3.70	\$7,354	54	3.41	\$8,257	55	3.04	\$9,035
William Bee Ririe	64	3.23	\$11,173	56	3.14	\$11,133	55	3.22	\$13,844	56	3.39	\$15,148	36	4.67	\$24,607
<b>TOTAL</b>	<b>789</b>	<b>3.68</b>	<b>\$11,997</b>	<b>733</b>	<b>3.84</b>	<b>\$13,924</b>	<b>687</b>	<b>3.70</b>	<b>\$14,361</b>	<b>770</b>	<b>3.82</b>	<b>\$15,673</b>	<b>827</b>	<b>3.62</b>	<b>\$16,372</b>
<b>ALL COUNTIES</b>	<b>7,794</b>	<b>4.37</b>	<b>\$24,848</b>	<b>6,718</b>	<b>4.36</b>	<b>\$27,449</b>	<b>6,435</b>	<b>4.32</b>	<b>\$30,238</b>	<b>6,514</b>	<b>4.12</b>	<b>\$30,061</b>	<b>6,756</b>	<b>4.15</b>	<b>\$33,185</b>

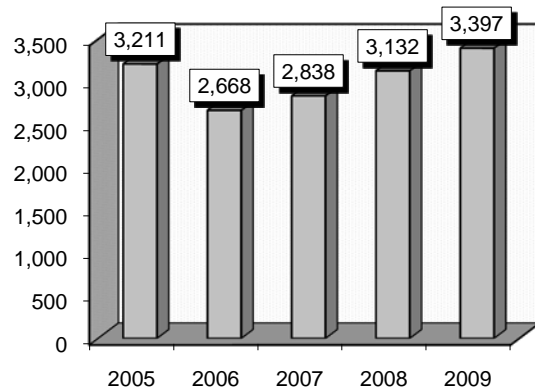
## BRONCHITIS & ASTHMA

**Associated Diagnoses:** Diagnoses that frequently accompanied bronchitis and asthma were: 1) Hypertension (4019), 2) Hypoxemia (79902), 3) Tobacco use disorder (3051), 4) Diabetes Mellitus without mention of complication (25000), 5) Hypopotassemia (2768), 6) Obesity (27800), 7) Acute bronchiolitis due to respiratory syncytial virus (46611), 8) Otitis Media (3829), 9) Pneumonia (486), 10) Dehydration (27651), 11) Acute upper respiratory infections of multiple or unspecified sites (4659).

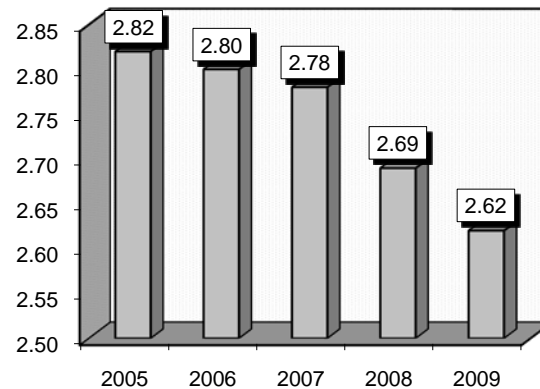
**Definitions:** **Hypertension:** Elevated blood pressure persistently exceeding 140/90. Essential hypertension, the most common kind, has no single identifiable cause. **Hypoxemia:** Low oxygen levels in the blood. **Diabetes Mellitus:** High blood sugar resulting from low levels of insulin or insulin resistance. **Hypopotassemia:** Disorder of fluid, electrolyte, and acid-base balance. **Bronchitis:** An acute or chronic inflammation of the mucous membranes of the tracheobronchial tree. Acute bronchitis is characterized by a productive cough, fever, increased mucus secretion and back pain. Chronic bronchitis is a common debilitating pulmonary disease, characterized by greatly increased production of mucus by the glands of the trachea and bronchi and results in a productive cough for at least 3 months of the year for more than two consecutive years. **Asthma:** A respiratory disorder characterized by recurring episodes of breathing difficulty, wheezing on expiration and/or inspiration caused by constriction of the bronchi, coughing and thick bronchial secretions. **Asphyxia:** Severe lack of oxygen leading to loss of consciousness and possibly death. **Bronchiolitis:** Acute viral infection of the lower respiratory tract, primarily in infants less than 18 months of age.

Gender	2005			2006			2007			2008			2009		
	Cases	Avg LOS	Avg Bill	Cases	Avg LOS	Avg Bill	Cases	Avg LOS	Avg Bill	Cases	Avg LOS	Avg Bill	Cases	Avg LOS	Avg Bill
Male	1,464	2.61	\$11,703	1,261	2.59	\$12,785	1,400	2.67	\$14,611	1,461	2.53	\$15,250	1,603	2.51	\$16,713
Female	1,747	3.00	\$15,094	1,407	2.99	\$16,970	1,438	2.89	\$17,228	1,671	2.84	\$19,035	1,794	2.73	\$19,762
Age Group	Cases	Avg LOS	Avg Bill	Cases	Avg LOS	Avg Bill	Cases	Avg LOS	Avg Bill	Cases	Avg LOS	Avg Bill	Cases	Avg LOS	Avg Bill
Ages 0-17	1,672	2.74	\$10,464	1,409	2.73	\$11,671	1,647	2.79	\$12,827	1,575	2.51	\$12,521	1,730	2.46	\$13,138
Ages 18-35	367	2.56	\$14,056	285	2.62	\$15,413	314	2.68	\$18,940	356	2.50	\$18,817	421	2.62	\$21,294
Ages 36-49	456	2.78	\$16,663	398	2.89	\$19,728	376	2.76	\$20,780	470	2.90	\$22,130	490	2.66	\$23,001
Ages 50-64	339	3.02	\$17,247	314	2.89	\$19,455	288	2.87	\$21,653	357	3.01	\$23,482	407	3.01	\$25,686
Ages 65+	377	3.29	\$19,637	262	3.10	\$19,856	213	2.81	\$19,277	374	3.08	\$23,751	349	2.97	\$25,289
<b>TOTAL</b>	<b>3,211</b>	<b>2.82</b>	<b>\$13,548</b>	<b>2,668</b>	<b>2.80</b>	<b>\$14,992</b>	<b>2,838</b>	<b>2.78</b>	<b>\$15,937</b>	<b>3,132</b>	<b>2.69</b>	<b>\$17,269</b>	<b>3,397</b>	<b>2.62</b>	<b>\$18,323</b>

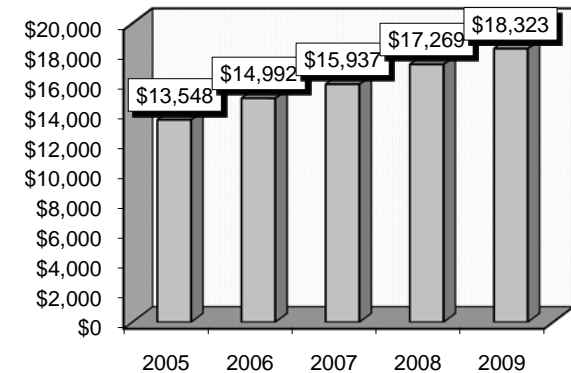
**Patient Discharges**



**Average Length of Stay**



**Average Billed Charges**



County / Hospital	2005			2006			2007			2008			2009		
	Cases	Avg LOS	Avg Bill	Cases	Avg LOS	Avg Bill	Cases	Avg LOS	Avg Bill	Cases	Avg LOS	Avg Bill	Cases	Avg LOS	Avg Bill
<b>CLARK</b>															
Centennial Hills	0	0.00	\$0	0	0.00	\$0	0	0.00	\$0	84	2.94	\$24,796	134	2.65	\$22,404
Desert Springs	104	2.88	\$17,078	76	2.49	\$17,295	71	2.42	\$17,480	104	2.89	\$23,107	71	2.66	\$22,301
Mountain View	159	3.14	\$19,259	99	3.30	\$23,830	104	2.67	\$20,655	152	3.15	\$26,851	189	2.67	\$24,661
North Vista	52	2.46	\$15,794	48	3.04	\$21,058	51	2.51	\$20,423	43	2.81	\$21,620	58	2.76	\$21,561
St. Rose-Rose de Lima	43	2.93	\$19,497	66	2.70	\$18,259	51	2.31	\$17,160	64	3.19	\$22,673	85	3.25	\$26,448
St. Rose-San Martin	0	0.00	\$0	5	2.60	\$9,440	51	2.59	\$12,384	71	2.87	\$18,234	76	3.21	\$22,426
St. Rose-Siena	207	2.99	\$13,467	198	2.88	\$13,349	172	2.73	\$13,181	198	2.45	\$13,372	227	2.40	\$14,051
Southern Hills	55	3.20	\$19,016	37	2.89	\$21,769	32	2.41	\$17,166	35	2.69	\$22,719	30	2.50	\$24,145
Spring Valley	76	2.75	\$19,591	83	3.00	\$21,560	54	2.87	\$22,771	92	2.98	\$25,305	87	2.29	\$24,174
Summerlin	393	2.96	\$13,726	400	2.63	\$14,404	454	3.05	\$17,771	457	2.64	\$15,726	428	2.92	\$19,037
Sunrise	655	2.87	\$16,020	433	3.17	\$20,079	465	2.82	\$19,462	529	2.62	\$19,061	579	2.43	\$19,361
UMC	651	2.74	\$10,210	534	2.63	\$11,528	545	2.70	\$15,783	475	2.47	\$15,570	477	2.22	\$16,360
Valley	102	2.82	\$20,015	84	3.07	\$25,119	76	2.89	\$25,404	103	2.88	\$27,934	133	3.50	\$33,369
<b>TOTAL</b>	<b>2,497</b>	<b>2.87</b>	<b>\$14,576</b>	<b>2,063</b>	<b>2.84</b>	<b>\$16,431</b>	<b>2,126</b>	<b>2.78</b>	<b>\$17,702</b>	<b>2,407</b>	<b>2.69</b>	<b>\$18,927</b>	<b>2,574</b>	<b>2.61</b>	<b>\$20,228</b>
<b>WASHOE</b>															
Carson Tahoe	129	2.39	\$7,899	117	2.54	\$9,716	142	2.46	\$10,816	139	2.57	\$11,203	146	2.73	\$12,284
Northern Nevada	19	2.32	\$14,355	15	3.00	\$17,538	23	2.09	\$14,667	36	2.03	\$14,869	30	2.17	\$16,886
Renown Regional	248	2.97	\$11,892	232	2.78	\$10,725	277	2.98	\$12,010	251	2.64	\$12,394	288	2.89	\$14,106
Renown S. Meadows	33	2.33	\$11,416	21	2.71	\$11,884	19	2.58	\$13,476	30	2.30	\$13,855	23	1.65	\$12,168
Saint Mary's	133	2.78	\$10,544	89	2.67	\$10,094	103	3.06	\$9,109	100	2.91	\$10,342	128	2.87	\$10,066
Sierra Surgery	0	0.00	\$0	0	0.00	\$0	0	0.00	\$0	0	0.00	\$0	0	0.00	\$0
<b>TOTAL</b>	<b>562</b>	<b>2.73</b>	<b>\$10,712</b>	<b>474</b>	<b>2.71</b>	<b>\$10,624</b>	<b>564</b>	<b>2.81</b>	<b>\$11,337</b>	<b>556</b>	<b>2.61</b>	<b>\$11,966</b>	<b>615</b>	<b>2.77</b>	<b>\$12,896</b>
<b>RURAL</b>															
Battle Mountain	1	2.00	\$4,787	1	2.00	\$4,872	0	0.00	\$0	4	1.25	\$3,567	2	2.50	\$5,745
Boulder City	14	2.79	\$7,712	5	3.40	\$9,916	10	2.90	\$7,021	17	4.06	\$11,185	5	3.80	\$10,864
Carson Valley	1	2.00	\$8,055	6	2.00	\$10,993	9	4.00	\$18,290	11	2.00	\$12,791	5	2.60	\$16,530
Churchill	38	2.45	\$7,154	27	2.81	\$8,375	30	2.73	\$9,427	31	2.74	\$11,307	53	2.15	\$9,874
Desert View	0	0.00	\$0	0	0.00	\$0	0	0.00	\$0	5	2.00	\$8,738	27	1.89	\$9,612
Grover C. Dils	5	2.40	\$4,302	5	2.60	\$3,922	2	1.50	\$3,541	2	3.00	\$7,145	0	0.00	\$0
Humboldt	7	2.29	\$4,653	4	2.00	\$3,345	20	2.35	\$4,036	4	3.50	\$9,457	6	2.17	\$9,239
Incline Village	2	3.00	\$13,820	0	0.00	\$0	0	0.00	\$0	0	0.00	\$0	0	0.00	\$0
Mesa View	12	1.33	\$5,945	8	2.38	\$11,535	2	1.00	\$3,551	4	1.75	\$8,163	6	2.50	\$9,825
Mount Grant	7	2.71	\$6,227	6	2.50	\$7,172	5	3.00	\$7,400	17	4.88	\$10,768	29	3.07	\$8,619
Northeastern	21	2.24	\$7,740	17	2.47	\$9,569	30	2.33	\$9,355	33	2.45	\$12,396	41	2.44	\$15,769
Nye	10	1.60	\$6,592	5	1.60	\$3,722	3	2.00	\$8,745	2	1.50	\$6,710	6	1.67	\$6,660
Pershing	2	1.50	\$7,574	14	1.86	\$5,495	12	2.58	\$7,241	13	3.23	\$11,124	6	2.33	\$8,536
South Lyon	9	1.78	\$3,327	6	1.33	\$3,293	7	5.57	\$2,246	6	1.17	\$3,431	9	2.00	\$6,558
William Bee Ririe	23	2.78	\$9,749	27	2.48	\$10,147	18	1.89	\$7,918	20	3.40	\$14,148	13	1.92	\$11,842
<b>TOTAL</b>	<b>152</b>	<b>2.31</b>	<b>\$7,152</b>	<b>131</b>	<b>2.39</b>	<b>\$8,143</b>	<b>148</b>	<b>2.66</b>	<b>\$8,119</b>	<b>169</b>	<b>2.97</b>	<b>\$11,111</b>	<b>208</b>	<b>2.34</b>	<b>\$10,800</b>
<b>ALL COUNTIES</b>	<b>3,211</b>	<b>2.82</b>	<b>\$13,548</b>	<b>2,668</b>	<b>2.80</b>	<b>\$14,992</b>	<b>2,838</b>	<b>2.78</b>	<b>\$15,937</b>	<b>3,132</b>	<b>2.69</b>	<b>\$17,269</b>	<b>3,397</b>	<b>2.62</b>	<b>\$18,323</b>

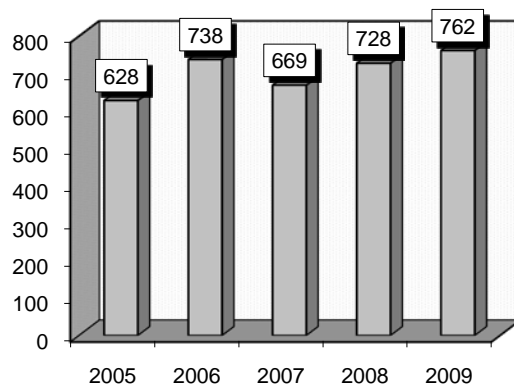
## CARDIAC VALVE & OTHER MAJOR CARDIOTHORACIC PROCEDURES

**Associated Procedures:** Procedures that frequently accompanied cardiac procedures were: 1) Coronary arteriography using two catheters (8855-6), 2) Left heart cardiac catheterization (3722), 3) Replacement of aortic valve with tissue graft (3521), 4) Angiocardiology (885), 5) Monitoring of cardiac output (8967-8), 6) Transfusion (9904-9), 7) Aortocoronary bypass (3610-4).

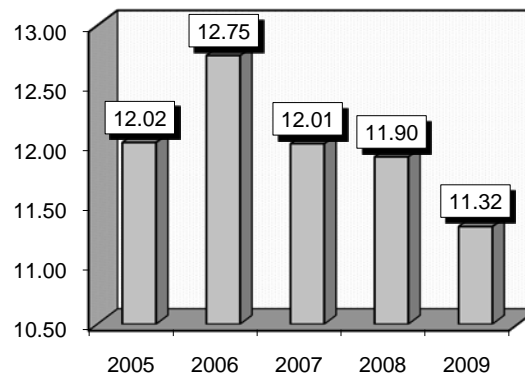
**Definitions:** **Coronary:** Related to arteries that supply blood and nutrients to the heart. **Aorta:** The largest artery in the body. It carries oxygen-rich blood away from the heart to vessels that reach the rest of the body. **Arteriography:** A procedure to x-ray arteries. The arteries can be seen because of an injection of a dye that outlines the vessels on an x-ray. **Catheter:** A thin, flexible, hollow tube through which fluids enter or leave the body. **Angiocardiology:** An x-ray method using dye in the bloodstream to show the dimension of the heart. X-ray examination of the heart and great blood vessels that follows the course of an opaque fluid which has been injected into the blood stream. **Transfusion:** Replacing blood or blood components a body has lost in surgery, or through an accident.

	2005			2006			2007			2008			2009		
Gender	Cases	Avg LOS	Avg Bill	Cases	Avg LOS	Avg Bill	Cases	Avg LOS	Avg Bill	Cases	Avg LOS	Avg Bill	Cases	Avg LOS	Avg Bill
Male	387	11.56	\$167,952	441	13.16	\$200,437	425	11.52	\$204,413	445	11.51	\$215,561	454	11.31	\$230,644
Female	241	12.76	\$175,773	297	12.12	\$183,829	244	12.86	\$228,453	283	12.52	\$221,404	308	11.35	\$230,992
Age Group	Cases	Avg LOS	Avg Bill	Cases	Avg LOS	Avg Bill	Cases	Avg LOS	Avg Bill	Cases	Avg LOS	Avg Bill	Cases	Avg LOS	Avg Bill
Ages 0-17	15	4.87	\$119,548	18	10.44	\$211,939	19	11.32	\$268,765	20	8.10	\$242,289	23	6.96	\$220,795
Ages 18-35	18	14.44	\$158,238	33	11.91	\$166,741	20	9.20	\$175,854	22	9.91	\$225,714	24	10.92	\$238,108
Ages 36-49	63	14.60	\$185,285	67	13.13	\$189,308	58	13.28	\$217,737	53	9.79	\$200,532	51	10.08	\$222,414
Ages 50-64	161	12.29	\$171,316	216	13.29	\$189,189	202	12.16	\$210,235	211	12.83	\$219,684	203	11.29	\$235,146
Ages 65+	371	11.63	\$171,057	404	12.56	\$198,328	370	11.92	\$213,238	422	11.99	\$217,510	461	11.72	\$229,907
<b>TOTAL</b>	<b>628</b>	<b>12.02</b>	<b>\$170,953</b>	<b>738</b>	<b>12.75</b>	<b>\$193,753</b>	<b>669</b>	<b>12.01</b>	<b>\$213,181</b>	<b>728</b>	<b>11.90</b>	<b>\$217,833</b>	<b>762</b>	<b>11.32</b>	<b>\$230,784</b>

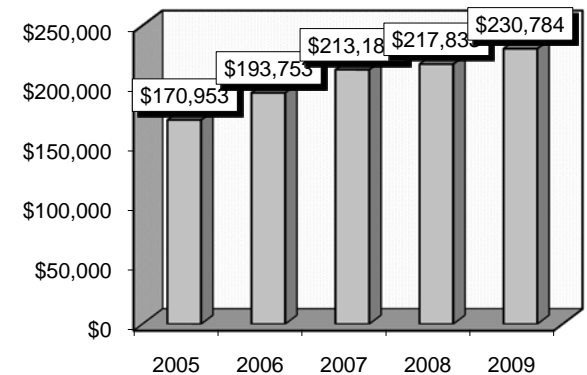
**Patient Discharges**



**Average Length of Stay**



**Average Billed Charges**



County / Hospital	2005			2006			2007			2008			2009		
	Cases	Avg LOS	Avg Bill	Cases	Avg LOS	Avg Bill	Cases	Avg LOS	Avg Bill	Cases	Avg LOS	Avg Bill	Cases	Avg LOS	Avg Bill
<b>CLARK</b>															
Centennial Hills	0	0.00	\$0	0	0.00	\$0	0	0.00	\$0	0	0.00	\$0	0	0.00	\$0
Desert Springs	81	13.31	\$174,628	84	13.83	\$188,809	108	10.72	\$195,796	89	12.82	\$224,884	63	15.59	\$270,551
Mountain View	9	14.11	\$199,513	26	14.42	\$212,061	19	10.11	\$228,635	14	15.86	\$312,078	43	15.16	\$311,652
North Vista	0	0.00	\$0	0	0.00	\$0	0	0.00	\$0	0	0.00	\$0	0	0.00	\$0
St. Rose-Rose de Lima	0	0.00	\$0	0	0.00	\$0	0	0.00	\$0	0	0.00	\$0	0	0.00	\$0
St. Rose-San Martin	0	0.00	\$0	0	0.00	\$0	9	6.78	\$137,385	80	10.24	\$198,110	99	10.34	\$225,270
St. Rose-Siena	47	10.17	\$175,524	50	13.22	\$212,202	56	12.68	\$230,439	55	11.58	\$221,682	45	10.93	\$242,403
Southern Hills	0	0.00	\$0	0	0.00	\$0	0	0.00	\$0	0	0.00	\$0	0	0.00	\$0
Spring Valley	0	0.00	\$0	0	0.00	\$0	0	0.00	\$0	15	13.47	\$271,399	14	14.07	\$249,909
Summerlin	0	0.00	\$0	50	10.26	\$202,907	47	13.21	\$266,610	30	11.47	\$233,569	48	12.44	\$304,518
Sunrise	168	11.14	\$176,015	225	13.15	\$219,831	135	13.05	\$260,632	134	13.19	\$280,414	127	10.24	\$271,832
UMC	60	17.28	\$202,070	25	18.68	\$259,204	41	19.68	\$328,994	40	13.65	\$299,065	36	10.06	\$260,997
Valley	86	16.37	\$258,054	77	18.55	\$269,458	71	14.38	\$261,600	60	13.62	\$240,044	69	15.88	\$254,238
<b>TOTAL</b>	<b>451</b>	<b>13.30</b>	<b>\$195,294</b>	<b>537</b>	<b>14.09</b>	<b>\$221,265</b>	<b>486</b>	<b>13.03</b>	<b>\$245,698</b>	<b>517</b>	<b>12.56</b>	<b>\$246,506</b>	<b>544</b>	<b>12.32</b>	<b>\$263,294</b>
<b>WASHOE</b>															
Carson Tahoe	0	0.00	\$0	59	7.54	\$134,763	65	7.40	\$140,311	61	8.11	\$145,844	61	6.93	\$144,467
Northern Nevada	0	0.00	\$0	0	0.00	\$0	0	0.00	\$0	0	0.00	\$0	0	0.00	\$0
Renown Regional	108	9.19	\$95,706	77	10.21	\$102,736	69	11.42	\$116,823	90	10.47	\$128,689	85	10.58	\$146,625
Renown S. Meadows	0	0.00	\$0	0	0.00	\$0	0	0.00	\$0	0	0.00	\$0	0	0.00	\$0
Saint Mary's	69	8.04	\$129,637	65	9.40	\$127,832	49	8.88	\$123,008	60	12.20	\$177,667	72	8.39	\$157,638
Sierra Surgery	0	0.00	\$0	0	0.00	\$0	0	0.00	\$0	0	0.00	\$0	0	0.00	\$0
<b>TOTAL</b>	<b>177</b>	<b>8.75</b>	<b>\$108,934</b>	<b>201</b>	<b>9.16</b>	<b>\$120,253</b>	<b>183</b>	<b>9.31</b>	<b>\$126,822</b>	<b>211</b>	<b>10.28</b>	<b>\$147,576</b>	<b>218</b>	<b>8.83</b>	<b>\$149,659</b>
<b>RURAL</b>															
Battle Mountain	0	0.00	\$0	0	0.00	\$0	0	0.00	\$0	0	0.00	\$0	0	0.00	\$0
Boulder City	0	0.00	\$0	0	0.00	\$0	0	0.00	\$0	0	0.00	\$0	0	0.00	\$0
Carson Valley	0	0.00	\$0	0	0.00	\$0	0	0.00	\$0	0	0.00	\$0	0	0.00	\$0
Churchill	0	0.00	\$0	0	0.00	\$0	0	0.00	\$0	0	0.00	\$0	0	0.00	\$0
Desert View	0	0.00	\$0	0	0.00	\$0	0	0.00	\$0	0	0.00	\$0	0	0.00	\$0
Grover C. Dils	0	0.00	\$0	0	0.00	\$0	0	0.00	\$0	0	0.00	\$0	0	0.00	\$0
Humboldt	0	0.00	\$0	0	0.00	\$0	0	0.00	\$0	0	0.00	\$0	0	0.00	\$0
Incline Village	0	0.00	\$0	0	0.00	\$0	0	0.00	\$0	0	0.00	\$0	0	0.00	\$0
Mesa View	0	0.00	\$0	0	0.00	\$0	0	0.00	\$0	0	0.00	\$0	0	0.00	\$0
Mount Grant	0	0.00	\$0	0	0.00	\$0	0	0.00	\$0	0	0.00	\$0	0	0.00	\$0
Northeastern	0	0.00	\$0	0	0.00	\$0	0	0.00	\$0	0	0.00	\$0	0	0.00	\$0
Nye	0	0.00	\$0	0	0.00	\$0	0	0.00	\$0	0	0.00	\$0	0	0.00	\$0
Pershing	0	0.00	\$0	0	0.00	\$0	0	0.00	\$0	0	0.00	\$0	0	0.00	\$0
South Lyon	0	0.00	\$0	0	0.00	\$0	0	0.00	\$0	0	0.00	\$0	0	0.00	\$0
William Bee Ririe	0	0.00	\$0	0	0.00	\$0	0	0.00	\$0	0	0.00	\$0	0	0.00	\$0
<b>TOTAL</b>	<b>0</b>	<b>0.00</b>	<b>\$0</b>	<b>0</b>	<b>0.00</b>	<b>\$0</b>	<b>0</b>	<b>0.00</b>	<b>\$0</b>	<b>0</b>	<b>0.00</b>	<b>\$0</b>	<b>0</b>	<b>0.00</b>	<b>\$0</b>
<b>ALL COUNTIES</b>	<b>628</b>	<b>12.02</b>	<b>\$170,953</b>	<b>738</b>	<b>12.75</b>	<b>\$193,753</b>	<b>669</b>	<b>12.01</b>	<b>\$213,181</b>	<b>728</b>	<b>11.90</b>	<b>\$217,833</b>	<b>762</b>	<b>11.32</b>	<b>\$230,784</b>

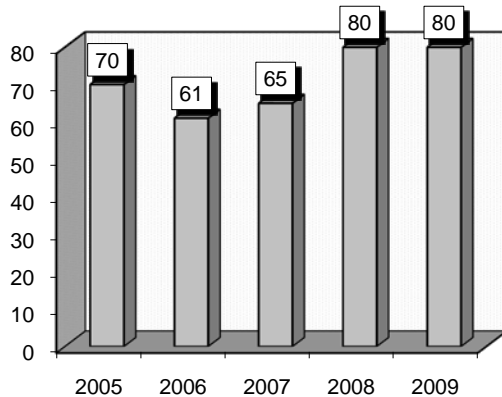
## CORONARY BYPASS WITH PTCA

**Associated Procedures:** Procedures that frequently accompanied cardiac procedures were: 1) Coronary arteriography (8855-6), 2) Cardiac catheterization (3721-2), 3) Replacement of aortic valve with tissue graft (3521), 4) Angiocardiology (8850-4), 5) Mammary coronary bypass (3615-6), 6) Aortocoronary bypass (3610-4).

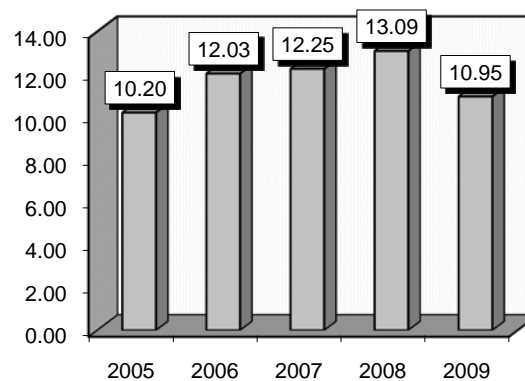
**Definitions:** **PTCA:** A technique to treat heart disease and chest pain by using angioplasty in the coronary arteries to permit more blood flow into the heart. **Angioplasty:** A procedure in which a special catheter with an inflatable balloon at one end is used to open blocked coronary arteries. **Coronary:** Related to arteries that supply blood and nutrients to the heart. **Aorta:** The largest artery in the body. It carries oxygen-rich blood away from the heart to vessels that reach the rest of the body. **Arteriography:** A procedure to x-ray arteries. The arteries can be seen because of an injection of a dye that outlines the vessels on an x-ray. **Catheter:** A thin, flexible, hollow tube through which fluids enter or leave the body. **Angiocardiology:** An x-ray method using dye in the bloodstream to show the dimension of the heart. X-ray examination of the heart and great blood vessels that follows the course of an opaque fluid which has been injected into the blood stream. **Angiocardiology:** An x-ray method using dye in the bloodstream to show the dimension of the heart.

Gender	2005			2006			2007			2008			2009		
	Cases	Avg LOS	Avg Bill	Cases	Avg LOS	Avg Bill	Cases	Avg LOS	Avg Bill	Cases	Avg LOS	Avg Bill	Cases	Avg LOS	Avg Bill
Male	54	10.19	\$176,108	47	11.47	\$189,414	50	11.82	\$223,027	61	11.11	\$233,901	60	10.67	\$227,086
Female	16	10.25	\$183,674	14	13.93	\$244,676	15	13.67	\$238,871	19	19.42	\$341,235	20	11.80	\$265,057
Age Group	Cases	Avg LOS	Avg Bill	Cases	Avg LOS	Avg Bill	Cases	Avg LOS	Avg Bill	Cases	Avg LOS	Avg Bill	Cases	Avg LOS	Avg Bill
Ages 0-17	0	0.00	\$0	0	0.00	\$0	0	0.00	\$0	0	0.00	\$0	0	0.00	\$0
Ages 18-35	0	0.00	\$0	0	0.00	\$0	0	0.00	\$0	0	0.00	\$0	0	0.00	\$0
Ages 36-49	11	6.82	\$142,053	8	6.75	\$151,556	11	13.09	\$241,481	10	11.00	\$232,702	9	8.33	\$192,560
Ages 50-64	29	10.41	\$172,513	26	13.08	\$197,991	27	12.44	\$214,614	32	10.88	\$255,734	35	11.06	\$223,895
Ages 65+	30	11.23	\$196,105	27	12.59	\$221,027	27	11.70	\$232,725	38	15.50	\$269,498	36	11.50	\$259,914
<b>TOTAL</b>	<b>70</b>	<b>10.20</b>	<b>\$177,837</b>	<b>61</b>	<b>12.03</b>	<b>\$202,097</b>	<b>65</b>	<b>12.25</b>	<b>\$226,684</b>	<b>80</b>	<b>13.09</b>	<b>\$259,393</b>	<b>80</b>	<b>10.95</b>	<b>\$236,579</b>

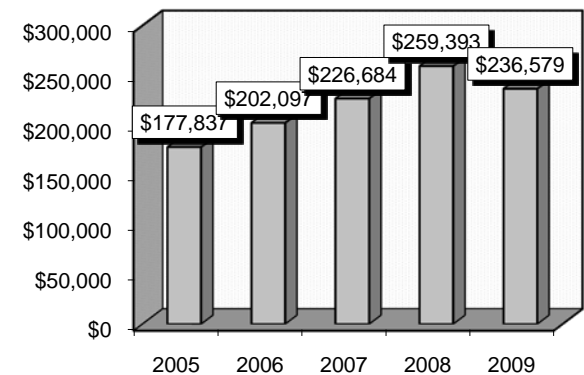
**Patient Discharges**



**Average Length of Stay**



**Average Billed Charges**





County / Hospital	2005			2006			2007			2008			2009		
	Cases	Avg LOS	Avg Bill	Cases	Avg LOS	Avg Bill	Cases	Avg LOS	Avg Bill	Cases	Avg LOS	Avg Bill	Cases	Avg LOS	Avg Bill
<b>CLARK</b>															
Centennial Hills	0	0.00	\$0	0	0.00	\$0	0	0.00	\$0	0	0.00	\$0	0	0.00	\$0
Desert Springs	6	8.67	\$139,314	14	13.21	\$167,239	6	10.83	\$166,014	14	11.50	\$233,619	13	13.15	\$251,588
Mountain View	6	9.00	\$159,281	8	11.25	\$229,602	7	13.29	\$235,483	5	11.40	\$240,669	7	12.14	\$252,886
North Vista	0	0.00	\$0	0	0.00	\$0	0	0.00	\$0	0	0.00	\$0	0	0.00	\$0
St. Rose-Rose de Lima	0	0.00	\$0	0	0.00	\$0	0	0.00	\$0	0	0.00	\$0	0	0.00	\$0
St. Rose-San Martin	0	0.00	\$0	0	0.00	\$0	1	9.00	\$203,294	3	8.33	\$222,641	1	5.00	\$186,021
St. Rose-Siena	8	13.25	\$238,090	4	8.50	\$199,074	8	7.75	\$176,449	5	9.00	\$220,033	9	10.11	\$234,456
Southern Hills	0	0.00	\$0	0	0.00	\$0	0	0.00	\$0	0	0.00	\$0	0	0.00	\$0
Spring Valley	0	0.00	\$0	0	0.00	\$0	0	0.00	\$0	6	13.50	\$284,037	3	9.33	\$234,539
Summerlin	0	0.00	\$0	5	11.00	\$205,891	0	0.00	\$0	3	7.00	\$174,165	6	10.00	\$232,029
Sunrise	10	11.30	\$182,772	6	17.17	\$312,819	18	13.83	\$285,451	18	21.06	\$375,491	7	6.86	\$225,426
UMC	11	8.64	\$157,326	5	7.80	\$144,892	5	12.40	\$234,333	4	6.25	\$231,133	2	2.50	\$261,329
Valley	12	12.25	\$241,230	13	12.77	\$224,985	7	14.86	\$309,604	9	12.44	\$247,025	13	15.31	\$326,218
<b>TOTAL</b>	<b>53</b>	<b>10.70</b>	<b>\$191,497</b>	<b>55</b>	<b>12.22</b>	<b>\$209,638</b>	<b>52</b>	<b>12.38</b>	<b>\$244,930</b>	<b>67</b>	<b>13.52</b>	<b>\$274,260</b>	<b>61</b>	<b>11.34</b>	<b>\$258,594</b>
<b>WASHOE</b>															
Carson Tahoe	0	0.00	\$0	2	7.00	\$112,602	4	7.75	\$171,993	4	13.50	\$270,154	4	6.75	\$167,333
Northern Nevada	0	0.00	\$0	0	0.00	\$0	0	0.00	\$0	0	0.00	\$0	0	0.00	\$0
Renown Regional	10	8.30	\$131,717	4	12.00	\$143,163	6	12.83	\$139,839	5	11.00	\$151,281	8	9.75	\$147,522
Renown S. Meadows	0	0.00	\$0	0	0.00	\$0	0	0.00	\$0	0	0.00	\$0	0	0.00	\$0
Saint Mary's	7	9.14	\$140,297	0	0.00	\$0	3	14.67	\$157,026	4	8.00	\$134,747	7	11.29	\$186,079
Sierra Surgery	0	0.00	\$0	0	0.00	\$0	0	0.00	\$0	0	0.00	\$0	0	0.00	\$0
<b>TOTAL</b>	<b>17</b>	<b>8.65</b>	<b>\$135,250</b>	<b>6</b>	<b>10.33</b>	<b>\$132,976</b>	<b>13</b>	<b>11.69</b>	<b>\$153,699</b>	<b>13</b>	<b>10.85</b>	<b>\$182,770</b>	<b>19</b>	<b>9.68</b>	<b>\$165,898</b>
<b>RURAL</b>															
Battle Mountain	0	0.00	\$0	0	0.00	\$0	0	0.00	\$0	0	0.00	\$0	0	0.00	\$0
Boulder City	0	0.00	\$0	0	0.00	\$0	0	0.00	\$0	0	0.00	\$0	0	0.00	\$0
Carson Valley	0	0.00	\$0	0	0.00	\$0	0	0.00	\$0	0	0.00	\$0	0	0.00	\$0
Churchill	0	0.00	\$0	0	0.00	\$0	0	0.00	\$0	0	0.00	\$0	0	0.00	\$0
Desert View	0	0.00	\$0	0	0.00	\$0	0	0.00	\$0	0	0.00	\$0	0	0.00	\$0
Grover C. Dils	0	0.00	\$0	0	0.00	\$0	0	0.00	\$0	0	0.00	\$0	0	0.00	\$0
Humboldt	0	0.00	\$0	0	0.00	\$0	0	0.00	\$0	0	0.00	\$0	0	0.00	\$0
Incline Village	0	0.00	\$0	0	0.00	\$0	0	0.00	\$0	0	0.00	\$0	0	0.00	\$0
Mesa View	0	0.00	\$0	0	0.00	\$0	0	0.00	\$0	0	0.00	\$0	0	0.00	\$0
Mount Grant	0	0.00	\$0	0	0.00	\$0	0	0.00	\$0	0	0.00	\$0	0	0.00	\$0
Northeastern	0	0.00	\$0	0	0.00	\$0	0	0.00	\$0	0	0.00	\$0	0	0.00	\$0
Nye	0	0.00	\$0	0	0.00	\$0	0	0.00	\$0	0	0.00	\$0	0	0.00	\$0
Pershing	0	0.00	\$0	0	0.00	\$0	0	0.00	\$0	0	0.00	\$0	0	0.00	\$0
South Lyon	0	0.00	\$0	0	0.00	\$0	0	0.00	\$0	0	0.00	\$0	0	0.00	\$0
William Bee Ririe	0	0.00	\$0	0	0.00	\$0	0	0.00	\$0	0	0.00	\$0	0	0.00	\$0
<b>TOTAL</b>	<b>0</b>	<b>0.00</b>	<b>\$0</b>	<b>0</b>	<b>0.00</b>	<b>\$0</b>	<b>0</b>	<b>0.00</b>	<b>\$0</b>	<b>0</b>	<b>0.00</b>	<b>\$0</b>	<b>0</b>	<b>0.00</b>	<b>\$0</b>
<b>ALL COUNTIES</b>	<b>70</b>	<b>10.20</b>	<b>\$177,837</b>	<b>61</b>	<b>12.03</b>	<b>\$202,097</b>	<b>65</b>	<b>12.25</b>	<b>\$226,684</b>	<b>80</b>	<b>13.09</b>	<b>\$259,393</b>	<b>80</b>	<b>10.95</b>	<b>\$236,579</b>

## MAJOR CARDIOVASCULAR PROCEDURES

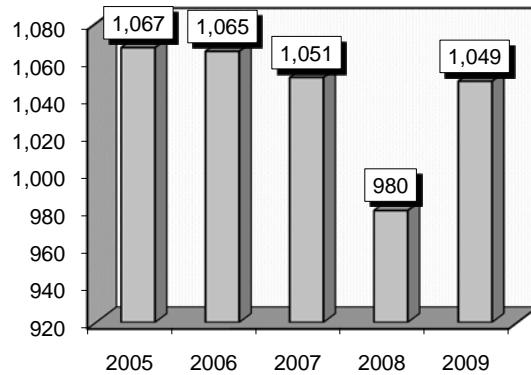
**Associated Procedures:** Procedures that frequently accompanied major cardiovascular procedures were: 1) Implant of pulsation balloon (3761), 2) Coronary arteriography (8855-6), 3) Cardiac catheterization (3721-2), 4) Aorta-iliac-femoral bypass (3925), 5) Resection of abdominal aorta with replacement (3844), 6) Aortography (8842), 7) Angioplasty or atherectomy of non-coronary vessel (3950).

**Definitions: Cardiovascular disease:** Any abnormal condition characterized by dysfunction of the heart and blood vessels. **Atherosclerosis:** Yellowish plaques of cholesterol, other lipids and cellular debris in the inner layers of the walls of arteries. **Cardiac catheterization:** A diagnostic procedure in which a catheter is introduced into a large vein and threaded through the circulatory system to the heart. **Bypass:** A procedure to divert the flow of blood thereby bypassing a narrowing or blockage in a blood vessel. **Aneurysm:** A localized dilation of the wall of a blood vessel. **Arteriography:** Radiologic visualization of arteries after a radioopaque contrast medium is introduced into the bloodstream. **Catheter:** A hollow flexible tube that can be inserted into a vessel or cavity of the body. **Angioplasty:** A procedure in which a special catheter with an inflatable balloon at one end is used to open blocked coronary arteries.

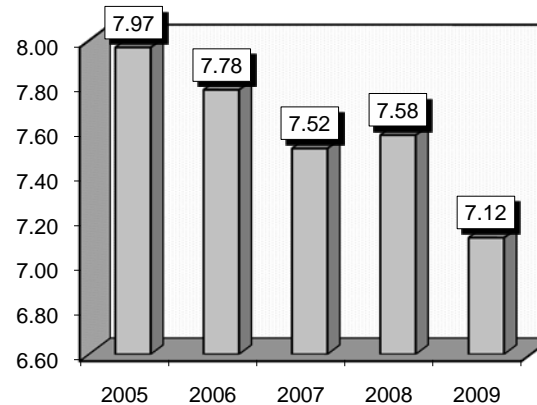
**Comment:** Cardiovascular procedures include (but are not limited to) diagnostic cardiac catheterization, coronary artery bypass graft procedures, cardiac pacemaker procedures, and heart valve procedures.

Gender	2005			2006			2007			2008			2009		
	Cases	Avg LOS	Avg Bill	Cases	Avg LOS	Avg Bill	Cases	Avg LOS	Avg Bill	Cases	Avg LOS	Avg Bill	Cases	Avg LOS	Avg Bill
Male	715	7.67	\$100,814	737	7.45	\$112,114	713	7.09	\$118,921	647	7.06	\$129,124	714	6.70	\$140,078
Female	352	8.56	\$102,518	328	8.52	\$108,422	338	8.44	\$129,720	333	8.58	\$126,348	335	8.04	\$143,854
Age Group	Cases	Avg LOS	Avg Bill	Cases	Avg LOS	Avg Bill	Cases	Avg LOS	Avg Bill	Cases	Avg LOS	Avg Bill	Cases	Avg LOS	Avg Bill
Ages 0-17	42	13.50	\$142,077	26	13.96	\$196,938	45	12.33	\$238,529	39	17.00	\$298,522	55	16.67	\$326,369
Ages 18-35	34	12.47	\$129,881	18	9.94	\$100,013	14	7.50	\$111,186	16	7.69	\$102,707	22	8.68	\$127,878
Ages 36-49	74	8.85	\$91,759	73	8.12	\$100,378	59	8.12	\$129,208	74	6.85	\$113,168	62	6.21	\$101,587
Ages 50-64	320	8.00	\$101,758	310	7.80	\$109,113	312	7.42	\$112,944	296	7.88	\$123,104	259	6.93	\$134,728
Ages 65+	597	7.20	\$97,877	638	7.41	\$109,901	621	7.17	\$118,331	555	6.85	\$121,654	651	6.43	\$132,488
<b>TOTAL</b>	<b>1,067</b>	<b>7.97</b>	<b>\$101,376</b>	<b>1,065</b>	<b>7.78</b>	<b>\$110,977</b>	<b>1,051</b>	<b>7.52</b>	<b>\$122,394</b>	<b>980</b>	<b>7.58</b>	<b>\$128,181</b>	<b>1,049</b>	<b>7.12</b>	<b>\$141,284</b>

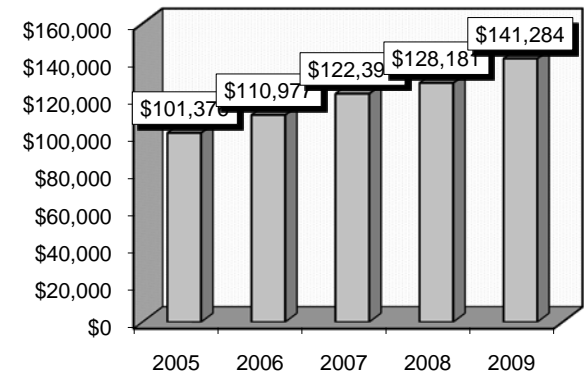
**Patient Discharges**



**Average Length of Stay**



**Average Billed Charges**



County / Hospital	2005			2006			2007			2008			2009		
	Cases	Avg LOS	Avg Bill	Cases	Avg LOS	Avg Bill	Cases	Avg LOS	Avg Bill	Cases	Avg LOS	Avg Bill	Cases	Avg LOS	Avg Bill
<b>CLARK</b>															
Centennial Hills	0	0.00	\$0	0	0.00	\$0	0	0.00	\$0	12	2.25	\$55,821	13	2.69	\$85,871
Desert Springs	101	8.18	\$107,906	80	7.96	\$101,033	92	8.52	\$123,513	83	7.75	\$121,563	58	8.95	\$137,201
Mountain View	82	7.59	\$85,719	58	7.98	\$107,773	61	8.16	\$117,654	39	7.85	\$136,548	46	8.89	\$185,596
North Vista	7	16.14	\$204,854	6	8.33	\$151,543	8	11.88	\$163,059	3	7.33	\$108,339	3	8.33	\$103,130
St. Rose-Rose de Lima	25	6.72	\$95,568	22	5.14	\$76,669	31	4.77	\$100,193	4	16.75	\$220,797	11	6.36	\$112,931
St. Rose-San Martin	0	0.00	\$0	0	0.00	\$0	7	8.43	\$120,757	23	8.48	\$125,863	37	8.51	\$126,611
St. Rose-Siena	60	8.47	\$114,683	63	8.30	\$111,574	72	7.15	\$103,066	65	8.65	\$117,919	75	7.41	\$125,059
Southern Hills	15	7.60	\$79,176	10	15.50	\$170,111	16	5.50	\$90,981	14	7.07	\$147,926	15	3.53	\$91,173
Spring Valley	29	5.48	\$89,704	36	6.36	\$95,004	27	6.33	\$110,971	50	9.70	\$171,488	56	6.86	\$168,736
Summerlin	32	7.13	\$101,983	58	9.36	\$128,127	45	8.00	\$130,193	47	7.62	\$140,788	31	8.35	\$185,205
Sunrise	345	7.45	\$100,421	332	7.43	\$120,843	262	8.60	\$154,801	199	8.26	\$164,553	250	8.84	\$194,433
UMC	56	11.02	\$115,157	45	10.87	\$119,606	81	5.84	\$124,917	89	5.20	\$120,757	93	4.51	\$114,516
Valley	93	8.26	\$124,218	112	8.43	\$142,026	121	8.03	\$143,715	98	9.29	\$163,148	119	7.59	\$158,054
<b>TOTAL</b>	<b>845</b>	<b>7.92</b>	<b>\$104,533</b>	<b>822</b>	<b>8.04</b>	<b>\$119,125</b>	<b>823</b>	<b>7.80</b>	<b>\$133,163</b>	<b>726</b>	<b>7.96</b>	<b>\$144,073</b>	<b>807</b>	<b>7.63</b>	<b>\$158,428</b>
<b>WASHOE</b>															
Carson Tahoe	20	4.60	\$75,793	50	4.60	\$81,086	63	4.49	\$90,673	90	3.83	\$74,636	83	4.01	\$87,860
Northern Nevada	11	8.00	\$101,997	5	6.60	\$113,163	4	5.75	\$79,665	7	9.86	\$147,597	2	4.00	\$68,683
Renown Regional	123	9.28	\$97,800	132	6.90	\$79,520	111	6.74	\$77,272	114	8.01	\$78,904	103	6.57	\$78,385
Renown S. Meadows	4	7.25	\$64,131	1	5.00	\$60,912	2	1.00	\$15,393	0	0.00	\$0	0	0.00	\$0
Saint Mary's	63	7.14	\$76,836	54	8.91	\$92,131	46	9.00	\$92,998	42	7.57	\$101,736	54	5.54	\$89,841
Sierra Surgery	0	0.00	\$0	0	0.00	\$0	0	0.00	\$0	0	0.00	\$0	0	0.00	\$0
<b>TOTAL</b>	<b>221</b>	<b>8.14</b>	<b>\$89,432</b>	<b>242</b>	<b>6.86</b>	<b>\$83,276</b>	<b>226</b>	<b>6.50</b>	<b>\$83,703</b>	<b>253</b>	<b>6.50</b>	<b>\$83,077</b>	<b>242</b>	<b>5.44</b>	<b>\$84,111</b>
<b>RURAL</b>															
Battle Mountain	0	0.00	\$0	0	0.00	\$0	0	0.00	\$0	0	0.00	\$0	0	0.00	\$0
Boulder City	0	0.00	\$0	0	0.00	\$0	0	0.00	\$0	0	0.00	\$0	0	0.00	\$0
Carson Valley	0	0.00	\$0	0	0.00	\$0	0	0.00	\$0	0	0.00	\$0	0	0.00	\$0
Churchill	0	0.00	\$0	0	0.00	\$0	2	10.00	\$63,168	0	0.00	\$0	0	0.00	\$0
Desert View	0	0.00	\$0	0	0.00	\$0	0	0.00	\$0	0	0.00	\$0	0	0.00	\$0
Grover C. Dils	0	0.00	\$0	0	0.00	\$0	0	0.00	\$0	0	0.00	\$0	0	0.00	\$0
Humboldt	0	0.00	\$0	0	0.00	\$0	0	0.00	\$0	0	0.00	\$0	0	0.00	\$0
Incline Village	0	0.00	\$0	0	0.00	\$0	0	0.00	\$0	0	0.00	\$0	0	0.00	\$0
Mesa View	0	0.00	\$0	0	0.00	\$0	0	0.00	\$0	0	0.00	\$0	0	0.00	\$0
Mount Grant	0	0.00	\$0	0	0.00	\$0	0	0.00	\$0	0	0.00	\$0	0	0.00	\$0
Northeastern	1	7.00	\$73,753	1	10.00	\$117,065	0	0.00	\$0	0	0.00	\$0	0	0.00	\$0
Nye	0	0.00	\$0	0	0.00	\$0	0	0.00	\$0	0	0.00	\$0	0	0.00	\$0
Pershing	0	0.00	\$0	0	0.00	\$0	0	0.00	\$0	0	0.00	\$0	0	0.00	\$0
South Lyon	0	0.00	\$0	0	0.00	\$0	0	0.00	\$0	0	0.00	\$0	0	0.00	\$0
William Bee Ririe	0	0.00	\$0	0	0.00	\$0	0	0.00	\$0	1	2.00	\$1,463	0	0.00	\$0
<b>TOTAL</b>	<b>1</b>	<b>7.00</b>	<b>\$73,753</b>	<b>1</b>	<b>10.00</b>	<b>\$117,065</b>	<b>2</b>	<b>10.00</b>	<b>\$63,168</b>	<b>1</b>	<b>2.00</b>	<b>\$1,463</b>	<b>0</b>	<b>0.00</b>	<b>\$0</b>
<b>ALL COUNTIES</b>	<b>1,067</b>	<b>7.97</b>	<b>\$101,376</b>	<b>1,065</b>	<b>7.78</b>	<b>\$110,977</b>	<b>1,051</b>	<b>7.52</b>	<b>\$122,394</b>	<b>980</b>	<b>7.58</b>	<b>\$128,181</b>	<b>1,049</b>	<b>7.12</b>	<b>\$141,284</b>

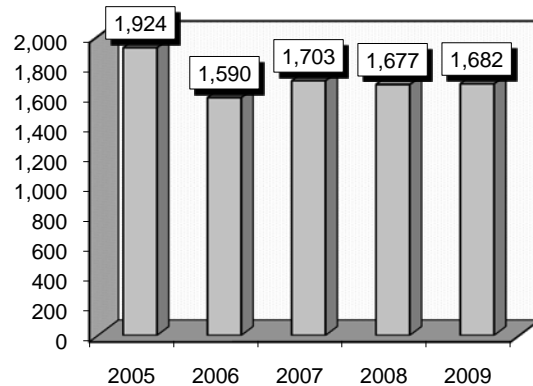
## CIRCULATORY DISORDERS WITH ACUTE MYOCARDIAL INFARCTION, DISCHARGED ALIVE

**Associated Diagnoses:** Diagnoses that frequently accompanied circulatory disorders were: 1) Subendocardial infarction (4107), 2) Congestive heart failure (4280), 3) Coronary atherosclerosis of native coronary artery (41401), 4) Hypertension (4019), 5) Hyperlipidemia (2722,4), 6) Tobacco use disorder (3051).

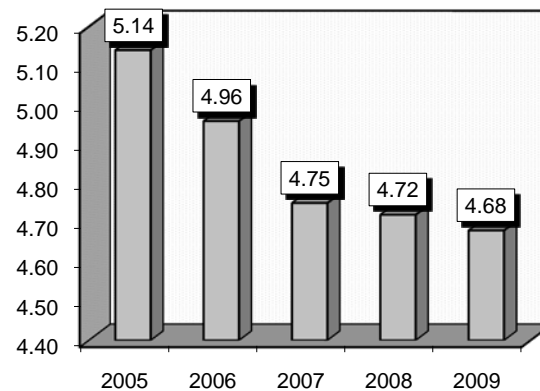
**Definitions:** **Subendocardial:** The layer of tissue just beneath the endocardium. **Endocardium:** A lining within the inner heart including the valves and bloodvessels. **Acute myocardial infarction:** (AKA heart attack) The early critical stage of necrosis of heart muscle tissue caused by a blockage of a coronary artery. **Necrosis:** Localized tissue death that occurs in groups of cells in response to disease or injury. **Coronary artery(s):** The heart has two main coronary arteries, the right and the left. The right coronary artery curves around the right side of the heart to supply blood to the front and back of that side. The left coronary artery supplies blood to the left side of the heart and has two distinct branches. Atherosclerosis is the most common reason for the blockage of blood vessels. Atherosclerosis occurs when fat and cholesterol build up on the inside walls of hardened arteries. This build-up blocks or narrows the artery and prevents blood and oxygen from reaching the heart muscle. **Atherosclerosis:** Clogging, hardening and narrow of the arteries and blood vessels. **Hypertension:** Elevated blood pressure persistently exceeding 140/90. Essential hypertension, the most common kind, has no single identifiable cause. **Hyperlipidemia:** Elevated levels of lipids in the blood stream including cholesterol.

Gender	2005			2006			2007			2008			2009		
	Cases	Avg LOS	Avg Bill	Cases	Avg LOS	Avg Bill	Cases	Avg LOS	Avg Bill	Cases	Avg LOS	Avg Bill	Cases	Avg LOS	Avg Bill
Male	1,128	4.95	\$43,454	946	4.69	\$43,927	994	4.62	\$46,985	916	4.60	\$48,190	948	4.62	\$53,399
Female	796	5.42	\$44,515	644	5.35	\$45,864	709	4.93	\$45,419	761	4.86	\$47,666	734	4.76	\$49,269
Age Group	Cases	Avg LOS	Avg Bill	Cases	Avg LOS	Avg Bill	Cases	Avg LOS	Avg Bill	Cases	Avg LOS	Avg Bill	Cases	Avg LOS	Avg Bill
Ages 0-17	0	0.00	\$0	0	0.00	\$0	1	3.00	\$12,549	2	2.00	\$26,351	0	0.00	\$0
Ages 18-35	26	5.42	\$59,302	45	2.78	\$37,282	35	3.74	\$45,057	28	2.68	\$36,555	26	2.54	\$37,487
Ages 36-49	188	4.23	\$39,315	170	3.34	\$37,166	157	3.31	\$40,921	159	2.95	\$40,446	127	3.17	\$45,353
Ages 50-64	517	4.29	\$42,471	427	4.70	\$47,312	439	4.16	\$46,898	400	4.13	\$47,749	426	4.13	\$51,794
Ages 65+	1,193	5.65	\$44,894	948	5.46	\$45,246	1,071	5.24	\$46,968	1,088	5.25	\$49,457	1,103	5.12	\$52,572
<b>TOTAL</b>	<b>1,924</b>	<b>5.14</b>	<b>\$43,893</b>	<b>1,590</b>	<b>4.96</b>	<b>\$44,711</b>	<b>1,703</b>	<b>4.75</b>	<b>\$46,333</b>	<b>1,677</b>	<b>4.72</b>	<b>\$47,952</b>	<b>1,682</b>	<b>4.68</b>	<b>\$51,597</b>

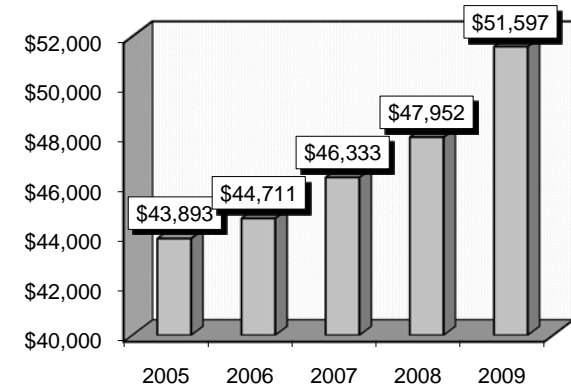
**Patient Discharges**



**Average Length of Stay**



**Average Billed Charges**



County / Hospital	2005			2006			2007			2008			2009		
	Cases	Avg LOS	Avg Bill	Cases	Avg LOS	Avg Bill	Cases	Avg LOS	Avg Bill	Cases	Avg LOS	Avg Bill	Cases	Avg LOS	Avg Bill
<b>CLARK</b>															
Centennial Hills	0	0.00	\$0	0	0.00	\$0	0	0.00	\$0	76	3.93	\$47,019	110	3.53	\$48,139
Desert Springs	114	6.38	\$44,803	102	6.53	\$47,976	94	5.04	\$45,207	122	5.07	\$49,441	109	4.41	\$45,088
Mountain View	69	6.19	\$53,567	93	4.60	\$43,270	79	4.81	\$54,287	86	5.69	\$64,851	129	5.40	\$65,831
North Vista	92	4.63	\$62,519	91	4.80	\$67,925	92	4.39	\$62,132	67	4.43	\$58,172	61	4.08	\$54,194
St. Rose-Rose de Lima	117	4.23	\$40,846	92	4.32	\$45,854	81	4.78	\$54,435	69	6.42	\$63,231	54	4.96	\$62,923
St. Rose-San Martin	0	0.00	\$0	3	7.33	\$81,045	28	4.25	\$40,981	31	4.03	\$45,647	42	5.50	\$59,692
St. Rose-Siena	106	5.04	\$48,823	77	5.53	\$51,136	96	3.77	\$43,298	86	4.57	\$56,966	62	3.98	\$48,591
Southern Hills	72	4.82	\$35,563	47	5.55	\$56,613	49	3.98	\$45,285	33	4.33	\$49,762	34	4.03	\$55,687
Spring Valley	165	5.05	\$50,815	151	3.93	\$47,324	189	4.67	\$51,790	130	5.68	\$65,737	105	4.50	\$61,620
Summerlin	165	5.43	\$53,553	70	5.21	\$54,645	87	4.77	\$55,124	75	4.79	\$54,303	84	6.65	\$62,733
Sunrise	118	6.30	\$55,708	114	5.69	\$56,856	99	6.19	\$64,114	123	5.26	\$60,284	149	6.73	\$81,363
UMC	107	6.25	\$47,934	80	8.50	\$66,619	98	6.38	\$64,990	52	3.63	\$39,777	42	5.00	\$59,008
Valley	129	5.93	\$52,457	103	5.95	\$57,376	108	5.31	\$58,138	141	5.49	\$60,640	123	5.46	\$72,136
<b>TOTAL</b>	<b>1,254</b>	<b>5.47</b>	<b>\$50,048</b>	<b>1,023</b>	<b>5.41</b>	<b>\$53,618</b>	<b>1,100</b>	<b>4.94</b>	<b>\$54,333</b>	<b>1,091</b>	<b>5.05</b>	<b>\$56,876</b>	<b>1,104</b>	<b>5.09</b>	<b>\$61,624</b>
<b>WASHOE</b>															
Carson Tahoe	142	3.73	\$32,040	74	3.64	\$32,649	94	3.95	\$35,434	99	3.93	\$33,447	109	3.97	\$33,296
Northern Nevada	31	4.00	\$32,641	45	3.40	\$27,242	32	4.63	\$32,490	28	3.71	\$35,614	25	3.16	\$37,019
Renown Regional	258	5.90	\$40,893	176	5.21	\$36,605	206	5.14	\$37,002	220	4.83	\$36,427	208	4.56	\$39,399
Renown S. Meadows	15	4.13	\$31,384	20	3.15	\$21,830	17	5.00	\$27,308	27	3.85	\$23,433	19	2.63	\$19,699
Saint Mary's	116	4.53	\$29,701	124	4.00	\$24,512	133	5.21	\$32,978	109	4.20	\$30,613	96	4.59	\$29,867
Sierra Surgery	0	0.00	\$0	0	0.00	\$0	0	0.00	\$0	0	0.00	\$0	0	0.00	\$0
<b>TOTAL</b>	<b>562</b>	<b>4.92</b>	<b>\$35,637</b>	<b>439</b>	<b>4.32</b>	<b>\$30,889</b>	<b>482</b>	<b>4.89</b>	<b>\$34,944</b>	<b>483</b>	<b>4.38</b>	<b>\$33,730</b>	<b>457</b>	<b>4.27</b>	<b>\$34,992</b>
<b>RURAL</b>															
Battle Mountain	1	7.00	\$9,811	0	0.00	\$0	0	0.00	\$0	0	0.00	\$0	0	0.00	\$0
Boulder City	15	4.13	\$13,897	14	4.07	\$10,934	10	2.60	\$8,555	5	3.80	\$9,119	11	2.27	\$7,446
Carson Valley	3	4.00	\$18,289	8	1.63	\$8,660	12	2.42	\$15,391	11	2.73	\$15,657	9	1.89	\$14,421
Churchill	20	2.85	\$12,963	23	3.65	\$17,063	15	2.80	\$13,321	13	3.62	\$16,409	8	2.75	\$18,278
Desert View	0	0.00	\$0	0	0.00	\$0	0	0.00	\$0	4	1.00	\$3,401	7	3.71	\$23,443
Grover C. Dils	0	0.00	\$0	0	0.00	\$0	0	0.00	\$0	0	0.00	\$0	0	0.00	\$0
Humboldt	1	1.00	\$2,116	2	2.50	\$4,704	2	3.00	\$6,511	5	1.60	\$7,291	3	2.33	\$10,401
Incline Village	0	0.00	\$0	1	4.00	\$21,348	0	0.00	\$0	0	0.00	\$0	0	0.00	\$0
Mesa View	13	1.38	\$10,176	7	2.43	\$14,671	9	2.67	\$12,647	4	2.75	\$9,234	14	1.79	\$9,709
Mount Grant	2	2.00	\$6,008	2	8.00	\$21,767	2	1.00	\$2,757	4	1.00	\$3,106	4	2.75	\$10,889
Northeastern	45	2.20	\$20,847	66	3.59	\$28,087	63	2.54	\$25,856	50	2.74	\$29,405	59	2.86	\$33,359
Nye	2	3.00	\$14,131	1	2.00	\$11,791	3	2.00	\$9,906	4	3.50	\$12,557	4	2.00	\$12,099
Pershing	0	0.00	\$0	1	1.00	\$3,634	3	3.67	\$9,722	0	0.00	\$0	0	0.00	\$0
South Lyon	4	1.00	\$2,534	2	3.00	\$4,479	0	0.00	\$0	2	2.50	\$9,344	1	1.00	\$4,527
William Bee Ririe	2	1.00	\$2,963	1	1.00	\$10,155	2	1.00	\$3,015	1	1.00	\$3,049	1	1.00	\$7,702
<b>TOTAL</b>	<b>108</b>	<b>2.52</b>	<b>\$15,382</b>	<b>128</b>	<b>3.46</b>	<b>\$20,938</b>	<b>121</b>	<b>2.55</b>	<b>\$18,977</b>	<b>103</b>	<b>2.72</b>	<b>\$20,124</b>	<b>121</b>	<b>2.58</b>	<b>\$22,823</b>
<b>ALL COUNTIES</b>	<b>1,924</b>	<b>5.14</b>	<b>\$43,893</b>	<b>1,590</b>	<b>4.96</b>	<b>\$44,711</b>	<b>1,703</b>	<b>4.75</b>	<b>\$46,333</b>	<b>1,677</b>	<b>4.72</b>	<b>\$47,952</b>	<b>1,682</b>	<b>4.68</b>	<b>\$51,597</b>

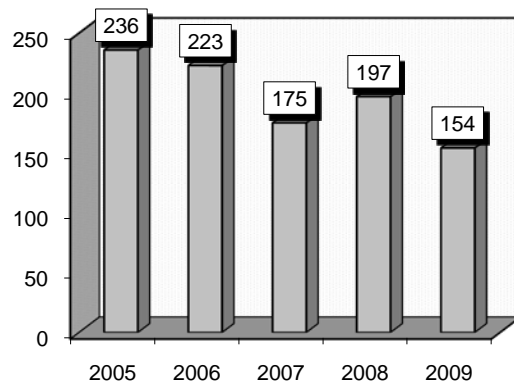
## CIRCULATORY DISORDERS WITH ACUTE MYOCARDIAL INFARCTION, EXPIRED

**Associated Diagnoses:** Diagnoses that frequently accompanied circulatory disorders were: 1) Subendocardial infarction (4107), 2) Congestive heart failure (4280), 3) Coronary atherosclerosis of native coronary artery (41401), 4) Cardiac arrest (4275), 5) Hypertension (4019), 6) Arterial fibrillation (42731), 7) Diabetes mellitus (250).

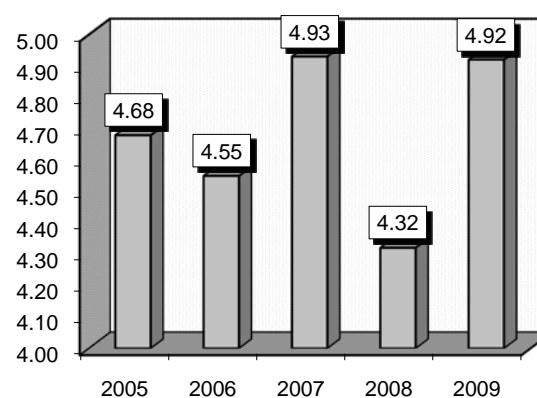
**Definitions:** **Subendocardial:** The layer of tissue just beneath the endocardium. **Endocardium:** A lining within the inner heart including the valves and bloodvessels. **Acute myocardial infarction:** (AKA heart attack) The early critical stage of necrosis of heart muscle tissue caused by a blockage of a coronary artery. **Necrosis:** Localized tissue death that occurs in groups of cells in response to disease or injury. **Coronary artery(s):** The heart has two main coronary arteries, the right and the left. The right coronary artery curves around the right side of the heart to supply blood to the front and back of that side. The left coronary artery supplies blood to the left side of the heart and has two distinct branches. Atherosclerosis is the most common reason for the blockage of blood vessels. Atherosclerosis occurs when fat and cholesterol build up on the inside walls of hardened arteries. This build-up blocks or narrows the artery and prevents blood and oxygen from reaching the heart muscle. **Atherosclerosis:** Clogging, hardening and narrow of the arteries and blood vessels. **Hypertension:** Elevated blood pressure persistently exceeding 140/90. Essential hypertension, the most common kind, has no single identifiable cause. **Fibrillation:** Abnormal uncontrolled rapid contraction of the fibers in the heart.

Gender	2005			2006			2007			2008			2009		
	Cases	Avg LOS	Avg Bill	Cases	Avg LOS	Avg Bill	Cases	Avg LOS	Avg Bill	Cases	Avg LOS	Avg Bill	Cases	Avg LOS	Avg Bill
Male	129	4.90	\$53,829	123	4.26	\$55,884	99	4.86	\$68,474	115	4.65	\$64,107	73	5.71	\$85,174
Female	107	4.41	\$52,548	100	4.90	\$59,463	76	5.03	\$57,294	82	3.85	\$58,889	81	4.21	\$62,921
Age Group	Cases	Avg LOS	Avg Bill	Cases	Avg LOS	Avg Bill	Cases	Avg LOS	Avg Bill	Cases	Avg LOS	Avg Bill	Cases	Avg LOS	Avg Bill
Ages 0-17	0	0.00	\$0	0	0.00	\$0	0	0.00	\$0	0	0.00	\$0	0	0.00	\$0
Ages 18-35	2	7.50	\$143,463	2	3.00	\$81,259	1	2.00	\$55,789	2	2.00	\$47,293	1	6.00	\$118,809
Ages 36-49	10	2.90	\$40,920	8	4.88	\$75,434	7	8.29	\$117,484	2	13.00	\$179,277	5	4.40	\$95,476
Ages 50-64	36	5.36	\$63,792	31	5.03	\$66,529	27	4.30	\$65,534	32	4.25	\$73,383	29	6.52	\$107,545
Ages 65+	188	4.61	\$50,926	182	4.47	\$54,899	140	4.91	\$60,612	161	4.25	\$58,384	119	4.55	\$63,860
<b>TOTAL</b>	<b>236</b>	<b>4.68</b>	<b>\$53,248</b>	<b>223</b>	<b>4.55</b>	<b>\$57,489</b>	<b>175</b>	<b>4.93</b>	<b>\$63,618</b>	<b>197</b>	<b>4.32</b>	<b>\$61,935</b>	<b>154</b>	<b>4.92</b>	<b>\$73,469</b>

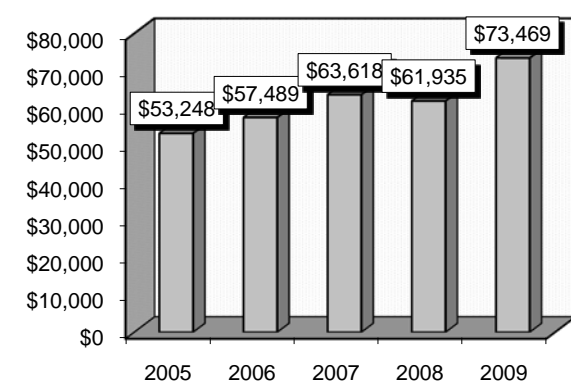
**Patient Discharges**



**Average Length of Stay**



**Average Billed Charges**



County / Hospital	2005			2006			2007			2008			2009		
	Cases	Avg LOS	Avg Bill	Cases	Avg LOS	Avg Bill	Cases	Avg LOS	Avg Bill	Cases	Avg LOS	Avg Bill	Cases	Avg LOS	Avg Bill
<b>CLARK</b>															
Centennial Hills	0	0.00	\$0	0	0.00	\$0	0	0.00	\$0	5	5.00	\$68,828	2	3.00	\$59,020
Desert Springs	19	4.74	\$53,308	23	6.26	\$74,777	13	3.92	\$58,154	12	4.75	\$61,507	10	8.70	\$129,189
Mountain View	17	8.29	\$95,382	18	4.50	\$53,921	9	8.44	\$130,169	14	7.79	\$101,620	14	4.07	\$66,069
North Vista	9	8.22	\$93,715	12	6.67	\$104,984	5	5.00	\$70,421	4	4.25	\$101,165	1	15.00	\$228,455
St. Rose-Rose de Lima	12	1.58	\$23,936	13	3.77	\$45,096	9	2.44	\$34,895	4	4.25	\$65,800	2	6.50	\$71,437
St. Rose-San Martin	0	0.00	\$0	0	0.00	\$0	2	5.50	\$40,253	1	10.00	\$127,317	2	2.00	\$45,935
St. Rose-Siena	18	4.11	\$54,346	9	3.33	\$33,798	9	2.33	\$39,324	18	3.67	\$63,405	7	3.29	\$60,432
Southern Hills	3	7.33	\$67,294	2	7.00	\$64,773	2	1.50	\$17,400	2	9.50	\$130,117	2	2.00	\$31,175
Spring Valley	9	5.22	\$57,250	9	6.44	\$85,449	8	8.00	\$106,158	12	5.50	\$102,816	11	6.45	\$97,273
Summerlin	16	3.56	\$44,093	12	6.83	\$118,312	10	4.90	\$82,944	10	2.50	\$41,416	3	5.67	\$73,340
Sunrise	24	4.71	\$53,727	23	5.39	\$76,502	19	5.42	\$78,902	19	2.16	\$54,874	17	3.53	\$84,468
UMC	16	4.25	\$51,480	12	4.75	\$70,286	8	8.75	\$141,817	7	4.57	\$70,483	5	4.20	\$75,126
Valley	30	5.77	\$75,345	21	2.52	\$43,856	22	3.50	\$45,141	22	5.91	\$92,145	20	7.30	\$127,481
<b>TOTAL</b>	<b>173</b>	<b>5.08</b>	<b>\$60,921</b>	<b>154</b>	<b>5.01</b>	<b>\$69,370</b>	<b>116</b>	<b>4.93</b>	<b>\$72,141</b>	<b>130</b>	<b>4.72</b>	<b>\$76,252</b>	<b>96</b>	<b>5.46</b>	<b>\$93,070</b>
<b>WASHOE</b>															
Carson Tahoe	9	3.56	\$38,883	12	3.83	\$28,547	10	3.30	\$40,856	11	2.91	\$36,176	12	6.67	\$56,977
Northern Nevada	5	4.20	\$35,885	3	4.00	\$40,615	2	4.50	\$42,329	2	7.50	\$69,149	0	0.00	\$0
Renown Regional	23	3.70	\$34,626	31	3.90	\$39,569	32	5.28	\$52,918	24	4.13	\$39,459	28	3.21	\$42,935
Renown S. Meadows	1	2.00	\$18,994	2	4.50	\$27,595	2	5.50	\$44,310	5	6.20	\$50,120	2	1.50	\$25,774
Saint Mary's	12	3.83	\$37,246	13	2.31	\$21,501	10	4.80	\$37,903	18	2.83	\$26,512	8	5.88	\$42,907
Sierra Surgery	0	0.00	\$0	0	0.00	\$0	0	0.00	\$0	0	0.00	\$0	0	0.00	\$0
<b>TOTAL</b>	<b>50</b>	<b>3.72</b>	<b>\$35,834</b>	<b>61</b>	<b>3.57</b>	<b>\$33,209</b>	<b>56</b>	<b>4.82</b>	<b>\$47,397</b>	<b>60</b>	<b>3.80</b>	<b>\$36,851</b>	<b>50</b>	<b>4.40</b>	<b>\$45,614</b>
<b>RURAL</b>															
Battle Mountain	0	0.00	\$0	0	0.00	\$0	0	0.00	\$0	0	0.00	\$0	0	0.00	\$0
Boulder City	2	5.50	\$23,395	3	5.00	\$16,487	1	3.00	\$7,870	1	1.00	\$458	0	0.00	\$0
Carson Valley	0	0.00	\$0	1	3.00	\$14,421	0	0.00	\$0	1	1.00	\$28,372	2	1.50	\$18,701
Churchill	4	4.00	\$26,439	0	0.00	\$0	0	0.00	\$0	0	0.00	\$0	2	1.50	\$9,146
Desert View	0	0.00	\$0	0	0.00	\$0	0	0.00	\$0	1	1.00	\$5,094	0	0.00	\$0
Grover C. Dils	0	0.00	\$0	0	0.00	\$0	0	0.00	\$0	0	0.00	\$0	0	0.00	\$0
Humboldt	0	0.00	\$0	0	0.00	\$0	1	5.00	\$32,850	1	2.00	\$8,611	0	0.00	\$0
Incline Village	0	0.00	\$0	0	0.00	\$0	0	0.00	\$0	0	0.00	\$0	0	0.00	\$0
Mesa View	0	0.00	\$0	1	1.00	\$11,871	0	0.00	\$0	0	0.00	\$0	0	0.00	\$0
Mount Grant	0	0.00	\$0	0	0.00	\$0	0	0.00	\$0	0	0.00	\$0	2	2.50	\$10,679
Northeastern	5	2.20	\$14,804	2	2.00	\$14,300	1	13.00	\$69,909	2	1.50	\$13,646	1	2.00	\$12,330
Nye	0	0.00	\$0	1	1.00	\$6,897	0	0.00	\$0	1	1.00	\$7,545	1	1.00	\$9,499
Pershing	1	1.00	\$7,036	0	0.00	\$0	0	0.00	\$0	0	0.00	\$0	0	0.00	\$0
South Lyon	1	1.00	\$2,007	0	0.00	\$0	0	0.00	\$0	0	0.00	\$0	0	0.00	\$0
William Bee Ririe	0	0.00	\$0	0	0.00	\$0	0	0.00	\$0	0	0.00	\$0	0	0.00	\$0
<b>TOTAL</b>	<b>13</b>	<b>3.08</b>	<b>\$18,124</b>	<b>8</b>	<b>3.00</b>	<b>\$13,906</b>	<b>3</b>	<b>7.00</b>	<b>\$36,876</b>	<b>7</b>	<b>1.29</b>	<b>\$11,053</b>	<b>8</b>	<b>1.75</b>	<b>\$12,360</b>
<b>ALL COUNTIES</b>	<b>236</b>	<b>4.68</b>	<b>\$53,248</b>	<b>223</b>	<b>4.55</b>	<b>\$57,489</b>	<b>175</b>	<b>4.93</b>	<b>\$63,618</b>	<b>197</b>	<b>4.32</b>	<b>\$61,935</b>	<b>154</b>	<b>4.92</b>	<b>\$73,469</b>

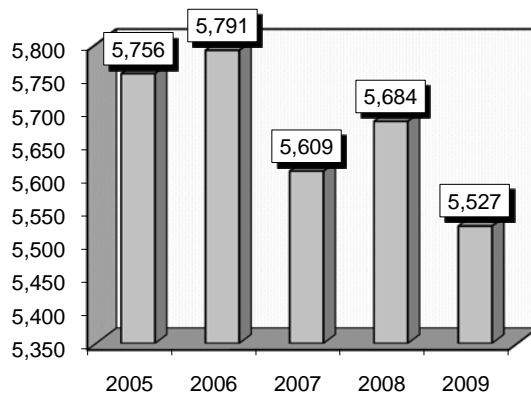
## HEART FAILURE & SHOCK

**Associated Diagnoses:** Diagnoses that frequently accompanied heart failure and shock were: 1) Hypertension (4019), 2) Atrial fibrillation (42731), 3) Diabetes mellitus (25000), 4) Coronary atherosclerosis of native coronary artery (41401), 5) Hyperlipidemia (2724).

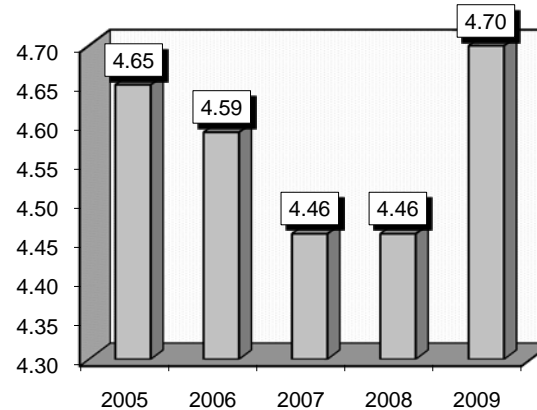
**Definitions:** **Hypertension:** Elevated blood pressure persistently exceeding 140/90. Essential hypertension, the most common kind, has no single identifiable cause. **Atrial fibrillation:** An irregular heart rhythm causing an incomplete emptying of blood from the atria. **Atria:** The two upper chambers of the heart. **Heart failure:** A condition in which the heart cannot pump enough blood to meet the requirements of the body tissues. Heart failure is closely associated with many forms of heart disease, most of which affect the left side of the heart. Clinicians divide heart failure into left-sided heart failure and right-sided heart failure. **Congestive heart failure:** impaired cardiac pumping, failure of the ventricles to eject blood efficiently results in volume overload. **Shock:** An abnormal condition of inadequate blood flow to the body's tissues, with life-threatening cellular dysfunction. **Hypertensive heart disease:** A late complication of hypertension (high blood pressure) that affects the heart. Hypertension increases the workload of the heart and over time, this can cause thickening of the heart muscle and the symptoms of hypertensive heart disease. As the heart continues to pump against elevated pressure in the blood vessels, the left ventricle becomes enlarged and the amount of blood pumped by the heart each minute goes down, and without treatment, symptoms of congestive heart failure may develop. **Atherosclerosis:** Clogging, hardening and narrow of the arteries and blood vessels. **Hyperlipidemia:** Elevated levels of lipids in the blood stream including cholesterol.

Gender	2005			2006			2007			2008			2009		
	Cases	Avg LOS	Avg Bill	Cases	Avg LOS	Avg Bill	Cases	Avg LOS	Avg Bill	Cases	Avg LOS	Avg Bill	Cases	Avg LOS	Avg Bill
Male	3,107	4.49	\$28,254	3,097	4.55	\$29,945	3,173	4.42	\$32,604	3,211	4.40	\$34,706	3,082	4.68	\$36,722
Female	2,649	4.83	\$29,003	2,694	4.63	\$29,844	2,436	4.50	\$32,824	2,473	4.53	\$34,885	2,445	4.72	\$37,076
Age Group	Cases	Avg LOS	Avg Bill	Cases	Avg LOS	Avg Bill	Cases	Avg LOS	Avg Bill	Cases	Avg LOS	Avg Bill	Cases	Avg LOS	Avg Bill
Ages 0-17	14	4.21	\$27,810	6	3.67	\$24,047	9	6.33	\$77,562	8	5.13	\$70,017	6	3.33	\$22,100
Ages 18-35	92	4.52	\$25,204	107	4.08	\$26,067	126	3.91	\$32,256	104	3.88	\$31,292	95	4.08	\$36,357
Ages 36-49	532	4.36	\$26,942	477	4.46	\$28,489	542	4.31	\$32,557	461	3.91	\$31,925	483	4.37	\$35,656
Ages 50-64	1,195	4.82	\$31,114	1,311	4.66	\$31,163	1,201	4.59	\$34,857	1,320	4.53	\$37,533	1,292	4.56	\$38,648
Ages 65+	3,923	4.64	\$28,140	3,890	4.59	\$29,759	3,731	4.45	\$31,932	3,791	4.52	\$34,196	3,651	4.81	\$36,452
<b>TOTAL</b>	<b>5,756</b>	<b>4.65</b>	<b>\$28,599</b>	<b>5,791</b>	<b>4.59</b>	<b>\$29,898</b>	<b>5,609</b>	<b>4.46</b>	<b>\$32,699</b>	<b>5,684</b>	<b>4.46</b>	<b>\$34,784</b>	<b>5,527</b>	<b>4.70</b>	<b>\$36,879</b>

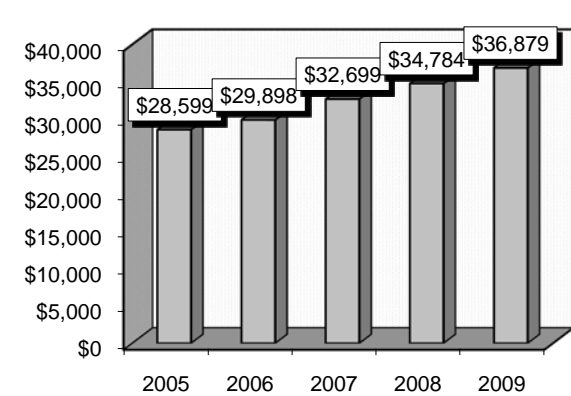
**Patient Discharges**



**Average Length of Stay**



**Average Billed Charges**





County / Hospital	2005			2006			2007			2008			2009		
	Cases	Avg LOS	Avg Bill	Cases	Avg LOS	Avg Bill	Cases	Avg LOS	Avg Bill	Cases	Avg LOS	Avg Bill	Cases	Avg LOS	Avg Bill
<b>CLARK</b>															
Centennial Hills	0	0.00	\$0	0	0.00	\$0	0	0.00	\$0	117	4.18	\$36,544	184	4.55	\$40,611
Desert Springs	467	4.93	\$32,054	486	4.81	\$32,013	489	4.80	\$34,578	473	4.49	\$37,063	448	4.95	\$41,639
Mountain View	454	4.65	\$28,984	511	5.15	\$34,650	489	4.98	\$38,560	468	5.27	\$44,087	332	5.11	\$47,554
North Vista	312	5.07	\$39,027	277	4.58	\$37,425	311	4.85	\$41,790	267	5.61	\$50,700	227	4.88	\$45,780
St. Rose-Rose de Lima	252	3.99	\$26,173	265	3.91	\$29,709	218	3.76	\$31,510	230	4.83	\$36,767	208	5.01	\$41,016
St. Rose-San Martin	0	0.00	\$0	10	4.10	\$29,690	91	3.96	\$32,814	182	4.19	\$32,821	176	4.76	\$34,871
St. Rose-Siena	289	4.78	\$30,215	393	4.17	\$30,602	352	4.00	\$31,315	316	4.27	\$33,418	308	4.50	\$36,153
Southern Hills	156	5.46	\$30,924	155	5.12	\$32,992	115	5.62	\$40,964	102	3.89	\$28,585	97	4.81	\$44,944
Spring Valley	325	4.41	\$31,133	272	4.02	\$29,802	260	4.44	\$37,119	236	3.74	\$33,170	235	4.43	\$42,679
Summerlin	311	5.02	\$35,802	286	5.20	\$37,493	299	4.71	\$40,704	338	4.60	\$42,475	298	4.44	\$44,192
Sunrise	570	5.12	\$36,467	583	5.04	\$39,655	464	4.97	\$41,402	571	4.94	\$43,648	454	5.19	\$49,315
UMC	672	5.03	\$26,713	543	5.01	\$25,795	642	4.26	\$31,175	483	3.97	\$35,225	571	3.71	\$35,452
Valley	411	5.32	\$37,520	501	4.91	\$36,560	458	4.73	\$39,342	428	4.77	\$40,175	437	4.60	\$44,877
<b>TOTAL</b>	<b>4,219</b>	<b>4.91</b>	<b>\$32,204</b>	<b>4,282</b>	<b>4.78</b>	<b>\$33,445</b>	<b>4,188</b>	<b>4.61</b>	<b>\$36,632</b>	<b>4,211</b>	<b>4.61</b>	<b>\$39,230</b>	<b>3,975</b>	<b>4.64</b>	<b>\$42,242</b>
<b>WASHOE</b>															
Carson Tahoe	265	3.50	\$17,612	257	3.37	\$20,242	291	3.53	\$22,028	275	3.61	\$21,776	264	4.30	\$25,377
Northern Nevada	81	3.94	\$25,056	130	3.39	\$22,058	101	4.16	\$30,105	106	4.13	\$33,396	56	3.30	\$29,075
Renown Regional	429	4.52	\$24,030	405	4.67	\$23,772	353	4.27	\$24,859	383	4.43	\$25,534	430	4.89	\$28,855
Renown S. Meadows	67	3.16	\$18,060	93	4.03	\$21,313	70	4.20	\$23,015	64	4.03	\$22,741	62	3.90	\$24,523
Saint Mary's	293	4.41	\$19,982	280	4.66	\$20,623	266	4.29	\$19,858	246	4.02	\$21,464	260	4.59	\$23,170
Sierra Surgery	0	0.00	\$0	0	0.00	\$0	0	0.00	\$0	0	0.00	\$0	0	0.00	\$0
<b>TOTAL</b>	<b>1,135</b>	<b>4.13</b>	<b>\$21,207</b>	<b>1,165</b>	<b>4.19</b>	<b>\$21,849</b>	<b>1,081</b>	<b>4.06</b>	<b>\$23,237</b>	<b>1,074</b>	<b>4.07</b>	<b>\$24,249</b>	<b>1,072</b>	<b>4.53</b>	<b>\$26,380</b>
<b>RURAL</b>															
Battle Mountain	16	2.81	\$5,262	3	3.33	\$4,584	0	0.00	\$0	3	4.67	\$7,039	7	2.29	\$5,530
Boulder City	55	3.73	\$11,203	41	3.54	\$9,130	30	4.73	\$9,999	25	4.24	\$10,183	36	3.81	\$6,508
Carson Valley	15	4.20	\$17,358	33	4.15	\$17,038	32	3.66	\$20,617	40	3.20	\$23,099	37	2.49	\$17,544
Churchill	51	4.12	\$16,272	48	3.52	\$14,975	58	4.79	\$19,627	61	4.13	\$18,323	66	4.17	\$17,331
Desert View	0	0.00	\$0	0	0.00	\$0	0	0.00	\$0	42	3.40	\$15,062	80	2.84	\$15,333
Grover C. Dils	15	4.20	\$6,692	11	2.64	\$5,693	8	4.38	\$6,578	9	3.22	\$7,441	11	3.27	\$6,433
Humboldt	9	3.56	\$7,110	7	2.71	\$9,210	8	4.25	\$8,631	18	3.00	\$8,796	23	47.65	\$23,743
Incline Village	1	1.00	\$7,383	3	2.00	\$11,938	2	3.50	\$16,385	0	0.00	\$0	1	4.00	\$10,473
Mesa View	47	2.17	\$9,372	36	2.33	\$11,633	34	2.38	\$11,759	19	2.26	\$9,743	41	2.80	\$12,755
Mount Grant	13	3.31	\$8,283	23	3.96	\$10,359	24	5.50	\$12,424	43	5.93	\$12,265	56	4.05	\$11,704
Northeastern	65	3.74	\$17,803	70	4.16	\$18,788	61	3.38	\$18,532	59	3.85	\$24,539	69	3.71	\$27,312
Nye	30	2.40	\$10,431	8	1.88	\$7,926	20	2.40	\$9,706	11	3.00	\$12,081	11	2.27	\$11,130
Pershing	8	2.63	\$8,782	9	4.11	\$11,481	12	5.17	\$17,008	10	5.20	\$17,588	8	3.63	\$11,855
South Lyon	39	2.92	\$4,734	18	3.56	\$5,249	26	3.62	\$5,828	15	2.67	\$7,476	10	3.10	\$8,450
William Bee Ririe	38	3.50	\$11,609	34	3.65	\$11,971	25	2.88	\$9,837	44	4.16	\$16,205	24	4.00	\$14,670
<b>TOTAL</b>	<b>402</b>	<b>3.35</b>	<b>\$11,634</b>	<b>344</b>	<b>3.55</b>	<b>\$13,001</b>	<b>340</b>	<b>3.85</b>	<b>\$14,343</b>	<b>399</b>	<b>3.91</b>	<b>\$16,214</b>	<b>480</b>	<b>5.55</b>	<b>\$15,910</b>
<b>ALL COUNTIES</b>	<b>5,756</b>	<b>4.65</b>	<b>\$28,599</b>	<b>5,791</b>	<b>4.59</b>	<b>\$29,898</b>	<b>5,609</b>	<b>4.46</b>	<b>\$32,699</b>	<b>5,684</b>	<b>4.46</b>	<b>\$34,784</b>	<b>5,527</b>	<b>4.70</b>	<b>\$36,879</b>

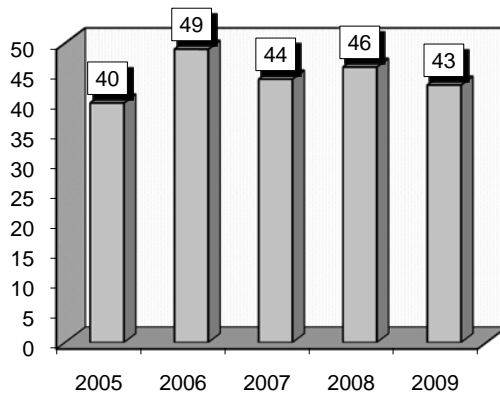
## CARDIAC ARREST, UNEXPLAINED

**Associated Diagnoses:** Diagnoses that frequently accompanied cardiac arrest were: 1) Hypertension (4019), 2) Congestive heart failure (4280), 3) Acute respiratory failure (51881), 4) Axonic brain damage (3481), 5) Diabetes mellitus (25000), 6) Acidosis (2762), 7) Hypotension (458).

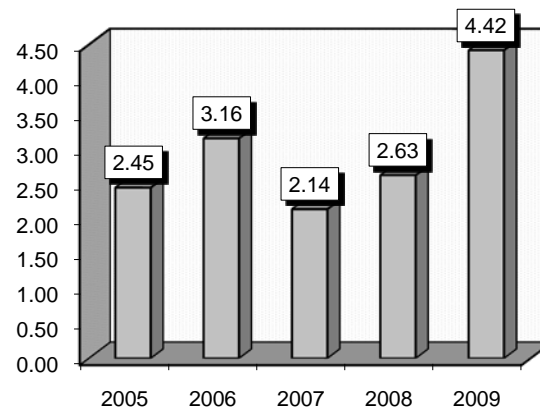
**Definitions:** **Hypertension:** Elevated blood pressure persistently exceeding 140/90. Essential hypertension, the most common kind, has no single identifiable cause. **Acidosis:** Excessive acidity of body fluids due to accumulation of acids as may happen in diabetes or kidney disease. **Axonic:** Pertaining to the arm of a nerve cell that normally transmits outgoing signals from one cell body to another. **Diabetes Mellitus:** High blood sugar resulting from low levels of insulin or insulin resistance. **Hypopotassemia:** Disorder of fluid, electrolyte, and acid-base balance. **Heart failure:** A condition in which the heart cannot pump enough blood to meet the requirements of the body tissues. Heart failure is closely associated with many forms of heart disease, most of which affect the left side of the heart. Clinicians divide heart failure into left-sided heart failure and right-sided heart failure. **Congestive heart failure:** Impaired cardiac pumping, failure of the ventricles to eject blood efficiently results in volume overload. **Shock:** An abnormal condition of inadequate blood flow to the body's tissues, with life-threatening cellular dysfunction. **Atherosclerosis:** Clogging, hardening and narrow of the arteries and blood vessels. **Hypotension:** Blood pressure below normal.

Gender	2005			2006			2007			2008			2009		
	Cases	Avg LOS	Avg Bill	Cases	Avg LOS	Avg Bill	Cases	Avg LOS	Avg Bill	Cases	Avg LOS	Avg Bill	Cases	Avg LOS	Avg Bill
Male	24	1.75	\$28,655	23	3.17	\$46,708	26	1.77	\$28,538	33	2.52	\$38,482	23	6.65	\$54,680
Female	16	3.50	\$49,328	26	3.15	\$36,340	18	2.67	\$34,711	13	2.92	\$28,382	20	1.85	\$34,322
Age Group	Cases	Avg LOS	Avg Bill	Cases	Avg LOS	Avg Bill	Cases	Avg LOS	Avg Bill	Cases	Avg LOS	Avg Bill	Cases	Avg LOS	Avg Bill
Ages 0-17	1	3.00	\$46,304	2	1.00	\$19,172	3	1.67	\$47,360	4	5.75	\$73,678	2	3.50	\$112,923
Ages 18-35	1	1.00	\$33,365	3	5.67	\$125,904	3	2.00	\$41,808	3	3.67	\$66,691	2	1.00	\$10,076
Ages 36-49	7	2.57	\$33,347	1	1.00	\$18,881	3	1.33	\$27,134	4	4.75	\$65,875	4	1.25	\$36,061
Ages 50-64	10	4.50	\$72,379	13	2.62	\$33,125	8	2.13	\$36,147	11	2.09	\$29,164	10	2.10	\$39,461
Ages 65+	21	1.48	\$20,957	30	3.37	\$38,452	27	2.30	\$26,989	24	1.88	\$23,325	25	6.20	\$46,370
<b>TOTAL</b>	<b>40</b>	<b>2.45</b>	<b>\$36,924</b>	<b>49</b>	<b>3.16</b>	<b>\$41,206</b>	<b>44</b>	<b>2.14</b>	<b>\$31,063</b>	<b>46</b>	<b>2.63</b>	<b>\$35,628</b>	<b>43</b>	<b>4.42</b>	<b>\$45,211</b>

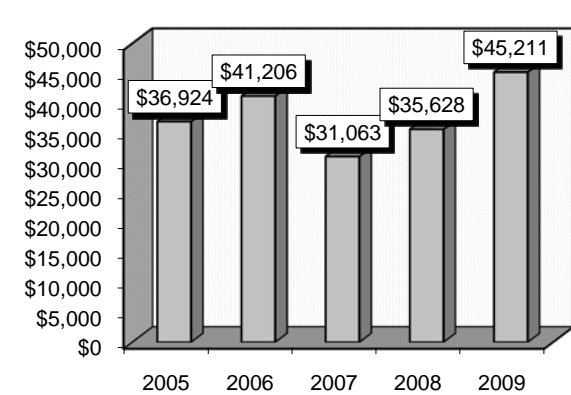
**Patient Discharges**



**Average Length of Stay**



**Average Billed Charges**



County / Hospital	2005			2006			2007			2008			2009		
	Cases	Avg LOS	Avg Bill	Cases	Avg LOS	Avg Bill	Cases	Avg LOS	Avg Bill	Cases	Avg LOS	Avg Bill	Cases	Avg LOS	Avg Bill
<b>CLARK</b>															
Centennial Hills	0	0.00	\$0	0	0.00	\$0	0	0.00	\$0	3	1.33	\$39,316	2	1.00	\$18,205
Desert Springs	6	2.17	\$26,870	10	1.40	\$23,160	2	4.00	\$20,422	5	1.00	\$24,029	4	5.75	\$65,625
Mountain View	2	6.50	\$90,434	7	3.29	\$42,058	6	3.00	\$48,529	2	1.00	\$23,308	1	1.00	\$22,694
North Vista	2	1.00	\$28,377	1	1.00	\$23,397	0	0.00	\$0	1	2.00	\$60,269	2	1.00	\$20,816
St. Rose-Rose de Lima	1	1.00	\$32,630	1	1.00	\$19,496	6	1.50	\$37,175	1	1.00	\$12,617	3	3.33	\$56,605
St. Rose-San Martin	0	0.00	\$0	0	0.00	\$0	0	0.00	\$0	0	0.00	\$0	1	1.00	\$16,747
St. Rose-Siena	1	1.00	\$19,086	2	7.50	\$64,801	5	1.00	\$20,899	2	2.00	\$19,907	1	1.00	\$14,107
Southern Hills	0	0.00	\$0	0	0.00	\$0	0	0.00	\$0	1	1.00	\$12,093	0	0.00	\$0
Spring Valley	1	2.00	\$38,039	1	1.00	\$1,847	2	1.00	\$23,791	7	2.14	\$36,943	2	1.50	\$42,463
Summerlin	5	5.20	\$85,795	2	6.50	\$77,444	4	1.00	\$26,330	4	1.25	\$22,143	3	1.33	\$23,677
Sunrise	7	2.29	\$35,671	2	8.00	\$190,308	3	1.00	\$32,602	2	6.50	\$74,464	7	2.14	\$63,597
UMC	0	0.00	\$0	3	1.00	\$12,400	3	2.00	\$29,333	6	4.33	\$64,031	3	7.67	\$117,510
Valley	2	1.00	\$17,756	8	4.63	\$49,077	2	3.00	\$42,517	2	1.50	\$49,873	6	2.50	\$47,534
<b>TOTAL</b>	<b>27</b>	<b>2.81</b>	<b>\$44,547</b>	<b>37</b>	<b>3.35</b>	<b>\$45,018</b>	<b>33</b>	<b>1.85</b>	<b>\$32,827</b>	<b>36</b>	<b>2.25</b>	<b>\$38,598</b>	<b>35</b>	<b>2.86</b>	<b>\$51,508</b>
<b>WASHOE</b>															
Carson Tahoe	0	0.00	\$0	4	4.75	\$55,540	0	0.00	\$0	0	0.00	\$0	1	5.00	\$37,313
Northern Nevada	3	1.67	\$22,815	0	0.00	\$0	1	4.00	\$27,202	0	0.00	\$0	0	0.00	\$0
Renown Regional	2	2.50	\$43,370	2	1.00	\$19,974	4	2.00	\$36,515	3	1.67	\$28,584	2	1.00	\$21,532
Renown S. Meadows	1	1.00	\$21,144	0	0.00	\$0	1	1.00	\$21,185	0	0.00	\$0	0	0.00	\$0
Saint Mary's	0	0.00	\$0	3	1.33	\$17,309	0	0.00	\$0	0	0.00	\$0	0	0.00	\$0
Sierra Surgery	0	0.00	\$0	0	0.00	\$0	0	0.00	\$0	0	0.00	\$0	0	0.00	\$0
<b>TOTAL</b>	<b>6</b>	<b>1.83</b>	<b>\$29,388</b>	<b>9</b>	<b>2.78</b>	<b>\$34,893</b>	<b>6</b>	<b>2.17</b>	<b>\$32,408</b>	<b>3</b>	<b>1.67</b>	<b>\$28,584</b>	<b>3</b>	<b>2.33</b>	<b>\$26,792</b>
<b>RURAL</b>															
Battle Mountain	0	0.00	\$0	0	0.00	\$0	0	0.00	\$0	0	0.00	\$0	0	0.00	\$0
Boulder City	1	1.00	\$4,889	0	0.00	\$0	0	0.00	\$0	0	0.00	\$0	2	1.00	\$3,958
Carson Valley	0	0.00	\$0	0	0.00	\$0	0	0.00	\$0	0	0.00	\$0	0	0.00	\$0
Churchill	2	3.00	\$30,581	0	0.00	\$0	0	0.00	\$0	0	0.00	\$0	0	0.00	\$0
Desert View	0	0.00	\$0	0	0.00	\$0	0	0.00	\$0	0	0.00	\$0	0	0.00	\$0
Grover C. Dils	0	0.00	\$0	0	0.00	\$0	0	0.00	\$0	0	0.00	\$0	0	0.00	\$0
Humboldt	0	0.00	\$0	0	0.00	\$0	0	0.00	\$0	0	0.00	\$0	2	40.00	\$17,342
Incline Village	0	0.00	\$0	0	0.00	\$0	0	0.00	\$0	0	0.00	\$0	0	0.00	\$0
Mesa View	1	1.00	\$6,543	0	0.00	\$0	0	0.00	\$0	0	0.00	\$0	0	0.00	\$0
Mount Grant	0	0.00	\$0	0	0.00	\$0	0	0.00	\$0	0	0.00	\$0	0	0.00	\$0
Northeastern	2	1.00	\$8,840	2	1.50	\$14,912	1	1.00	\$15,620	0	0.00	\$0	1	1.00	\$18,345
Nye	1	1.00	\$7,602	0	0.00	\$0	1	2.00	\$11,136	1	7.00	\$21,637	0	0.00	\$0
Pershing	0	0.00	\$0	0	0.00	\$0	0	0.00	\$0	0	0.00	\$0	0	0.00	\$0
South Lyon	0	0.00	\$0	0	0.00	\$0	0	0.00	\$0	0	0.00	\$0	0	0.00	\$0
William Bee Ririe	0	0.00	\$0	1	3.00	\$9,597	3	5.67	\$20,764	6	4.67	\$23,660	0	0.00	\$0
<b>TOTAL</b>	<b>7</b>	<b>1.57</b>	<b>\$13,982</b>	<b>3</b>	<b>2.00</b>	<b>\$13,140</b>	<b>5</b>	<b>4.00</b>	<b>\$17,809</b>	<b>7</b>	<b>5.00</b>	<b>\$23,371</b>	<b>5</b>	<b>16.60</b>	<b>\$12,189</b>
<b>ALL COUNTIES</b>	<b>40</b>	<b>2.45</b>	<b>\$36,924</b>	<b>49</b>	<b>3.16</b>	<b>\$41,206</b>	<b>44</b>	<b>2.14</b>	<b>\$31,063</b>	<b>46</b>	<b>2.63</b>	<b>\$35,628</b>	<b>43</b>	<b>4.42</b>	<b>\$45,211</b>

## PERIPHERAL VASCULAR DISORDERS

**Associated Diagnoses:** Diagnoses that frequently accompanied peripheral vascular disorders were: 1) Hypertension (4019), 2) Venous embolism and thrombosis of deep vessels of proximal lower extremity such as femoral, thigh, or upper leg (45341), 3) Tobacco use disorder (3051), 4) Chronic airway obstruction (496), 5) Other and unspecified hyperlipidemia (2724), 6) Atrial fibrillation (42731).

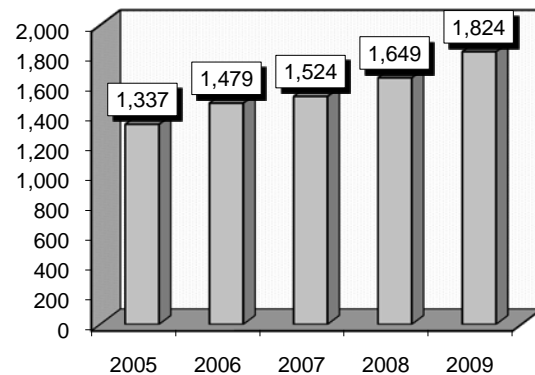
**Definitions: Hypertension:** Elevated blood pressure persistently exceeding 140/90. Essential hypertension, the most common kind, has no single identifiable cause.

**Embolism:** A sudden blocking of an artery by a clot (embolus) or foreign object such as a blood clot, gas bubble, cholesterol, fat or tissue. The blockage can cause damage down stream from lack of oxygen or nutrients to a body tissue. **Thrombosis:** The presence or formation of a blood clot within a blood vessel. **Hyperlipidemia:** Elevated levels of lipids in the blood stream including cholesterol. **Fibrillation:** Abnormal uncontrolled rapid contraction of the fibers in the heart

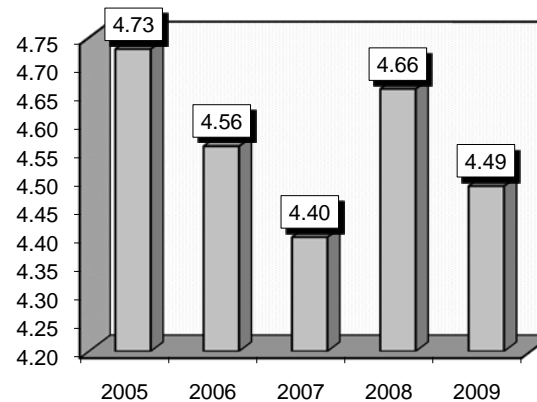
**Comments:** This page largely pertains to vascular disorders peripheral to the heart.

Gender	2005			2006			2007			2008			2009		
	Cases	Avg LOS	Avg Bill	Cases	Avg LOS	Avg Bill	Cases	Avg LOS	Avg Bill	Cases	Avg LOS	Avg Bill	Cases	Avg LOS	Avg Bill
Male	686	4.72	\$23,575	791	4.25	\$23,893	829	4.34	\$27,460	922	4.66	\$30,882	984	4.56	\$31,350
Female	651	4.73	\$22,544	688	4.91	\$25,471	695	4.46	\$26,376	727	4.64	\$29,383	840	4.41	\$29,849
Age Group	Cases	Avg LOS	Avg Bill	Cases	Avg LOS	Avg Bill	Cases	Avg LOS	Avg Bill	Cases	Avg LOS	Avg Bill	Cases	Avg LOS	Avg Bill
Ages 0-17	8	4.50	\$24,115	11	5.09	\$18,874	7	2.14	\$17,239	6	4.17	\$29,581	6	2.50	\$18,218
Ages 18-35	90	4.46	\$20,001	106	4.55	\$20,961	108	4.33	\$22,885	119	4.51	\$25,185	136	4.83	\$31,361
Ages 36-49	244	4.53	\$22,209	278	4.62	\$22,912	270	4.24	\$26,101	270	4.46	\$26,869	305	4.33	\$28,737
Ages 50-64	368	4.89	\$22,730	413	4.70	\$26,048	417	4.68	\$27,310	512	4.83	\$33,701	500	4.56	\$30,000
Ages 65+	627	4.75	\$24,038	671	4.44	\$25,135	722	4.32	\$27,795	742	4.63	\$29,853	877	4.47	\$31,678
<b>TOTAL</b>	<b>1,337</b>	<b>4.73</b>	<b>\$23,073</b>	<b>1,479</b>	<b>4.56</b>	<b>\$24,627</b>	<b>1,524</b>	<b>4.40</b>	<b>\$26,966</b>	<b>1,649</b>	<b>4.66</b>	<b>\$30,221</b>	<b>1,824</b>	<b>4.49</b>	<b>\$30,659</b>

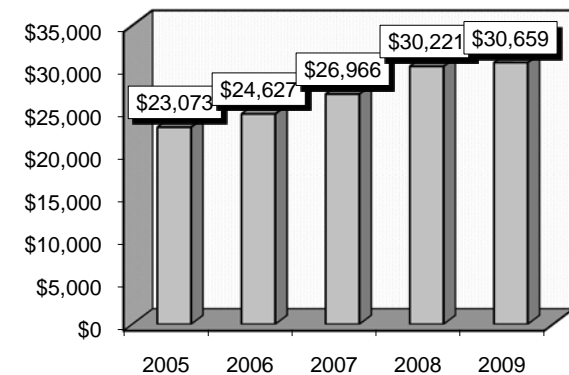
**Patient Discharges**



**Average Length of Stay**



**Average Billed Charges**



County / Hospital	2005			2006			2007			2008			2009		
	Cases	Avg LOS	Avg Bill	Cases	Avg LOS	Avg Bill	Cases	Avg LOS	Avg Bill	Cases	Avg LOS	Avg Bill	Cases	Avg LOS	Avg Bill
<b>CLARK</b>															
Centennial Hills	0	0.00	\$0	0	0.00	\$0	0	0.00	\$0	34	3.29	\$27,801	57	4.46	\$26,881
Desert Springs	116	4.62	\$27,493	126	4.51	\$24,486	121	3.98	\$27,690	106	4.04	\$26,846	130	5.79	\$36,439
Mountain View	85	3.91	\$20,178	88	4.19	\$26,749	121	4.26	\$28,581	134	4.66	\$35,103	116	4.72	\$38,684
North Vista	40	5.97	\$32,659	49	7.06	\$40,760	35	4.66	\$33,506	60	6.22	\$37,290	51	4.49	\$35,113
St. Rose-Rose de Lima	46	3.89	\$21,930	48	3.81	\$23,258	37	4.03	\$29,161	67	4.91	\$23,396	51	4.90	\$29,755
St. Rose-San Martin	0	0.00	\$0	4	2.75	\$13,986	29	3.55	\$21,016	65	5.94	\$41,982	90	4.62	\$28,105
St. Rose-Siena	94	4.12	\$20,716	116	3.71	\$21,338	92	4.25	\$31,173	88	5.14	\$32,235	122	4.86	\$33,201
Southern Hills	33	4.48	\$19,563	42	4.38	\$26,153	24	4.29	\$29,969	35	4.71	\$33,749	39	6.41	\$46,046
Spring Valley	57	3.86	\$25,129	45	3.31	\$19,667	64	4.83	\$34,606	74	4.91	\$38,831	72	3.71	\$36,108
Summerlin	73	4.79	\$25,363	83	3.33	\$21,435	102	4.36	\$33,721	81	4.14	\$36,328	100	3.94	\$36,132
Sunrise	183	5.14	\$28,580	172	5.30	\$35,691	140	4.64	\$31,805	161	4.88	\$38,847	184	5.05	\$42,471
UMC	141	5.99	\$25,500	148	5.57	\$25,275	182	5.83	\$34,789	153	4.16	\$28,360	181	3.61	\$23,126
Valley	96	5.81	\$28,860	118	5.21	\$32,743	141	4.04	\$26,245	144	5.22	\$37,279	116	4.22	\$35,360
<b>TOTAL</b>	<b>964</b>	<b>4.91</b>	<b>\$25,614</b>	<b>1,039</b>	<b>4.68</b>	<b>\$27,517</b>	<b>1,088</b>	<b>4.54</b>	<b>\$30,695</b>	<b>1,202</b>	<b>4.78</b>	<b>\$33,963</b>	<b>1,309</b>	<b>4.60</b>	<b>\$34,191</b>
<b>WASHOE</b>															
Carson Tahoe	42	3.17	\$13,102	65	3.72	\$20,729	62	3.45	\$20,730	51	3.41	\$19,732	61	3.41	\$25,428
Northern Nevada	21	4.19	\$19,295	27	3.67	\$15,894	28	3.39	\$17,749	24	3.92	\$22,756	32	4.19	\$24,930
Renown Regional	148	4.71	\$20,878	150	4.75	\$20,980	134	4.15	\$20,410	157	4.89	\$23,567	186	4.53	\$24,825
Renown S. Meadows	12	3.25	\$12,512	33	3.42	\$13,608	32	3.00	\$12,930	42	3.81	\$16,041	41	2.98	\$15,643
Saint Mary's	69	4.87	\$17,325	82	4.37	\$18,279	97	4.73	\$18,340	73	4.95	\$24,411	95	4.83	\$21,734
Sierra Surgery	0	0.00	\$0	0	0.00	\$0	0	0.00	\$0	0	0.00	\$0	0	0.00	\$0
<b>TOTAL</b>	<b>292</b>	<b>4.43</b>	<b>\$18,463</b>	<b>357</b>	<b>4.27</b>	<b>\$19,248</b>	<b>353</b>	<b>4.02</b>	<b>\$19,008</b>	<b>347</b>	<b>4.48</b>	<b>\$22,214</b>	<b>415</b>	<b>4.25</b>	<b>\$23,307</b>
<b>RURAL</b>															
Battle Mountain	0	0.00	\$0	1	3.00	\$1,696	2	2.50	\$3,846	0	0.00	\$0	0	0.00	\$0
Boulder City	12	3.58	\$8,934	9	4.67	\$5,855	9	4.78	\$6,802	7	6.00	\$10,385	13	2.31	\$4,816
Carson Valley	5	3.20	\$8,561	12	4.92	\$15,340	17	3.71	\$14,385	9	2.89	\$15,497	10	6.20	\$21,516
Churchill	23	3.30	\$9,587	19	4.68	\$12,401	24	4.71	\$14,316	26	3.69	\$12,319	15	3.87	\$12,006
Desert View	0	0.00	\$0	0	0.00	\$0	0	0.00	\$0	14	3.14	\$10,097	24	3.63	\$16,958
Grover C. Dils	1	4.00	\$10,017	2	4.00	\$5,581	1	4.00	\$4,585	1	4.00	\$8,550	1	2.00	\$3,891
Humboldt	6	5.83	\$11,448	7	4.43	\$6,142	3	4.67	\$6,988	7	2.71	\$8,877	5	8.80	\$28,262
Incline Village	0	0.00	\$0	0	0.00	\$0	1	5.00	\$16,839	0	0.00	\$0	0	0.00	\$0
Mesa View	7	3.29	\$10,992	6	2.67	\$9,789	0	0.00	\$0	2	2.50	\$12,160	4	3.25	\$12,139
Mount Grant	5	6.60	\$12,902	2	5.50	\$6,557	2	4.00	\$8,279	2	4.50	\$8,796	4	4.50	\$5,319
Northeastern	8	3.00	\$9,653	18	3.94	\$16,135	8	4.13	\$16,794	13	4.23	\$18,812	20	3.75	\$19,648
Nye	6	2.17	\$9,558	4	3.25	\$11,790	4	3.50	\$7,971	6	2.00	\$5,898	1	2.00	\$2,662
Pershing	2	6.50	\$7,630	2	1.50	\$3,092	2	3.00	\$7,299	2	6.00	\$9,729	2	1.50	\$3,266
South Lyon	3	1.33	\$2,095	0	0.00	\$0	3	4.33	\$6,705	4	4.00	\$8,544	1	2.00	\$10,894
William Bee Ririe	3	3.00	\$6,133	1	4.00	\$17,645	7	3.00	\$10,372	7	5.57	\$26,130	0	0.00	\$0
<b>TOTAL</b>	<b>81</b>	<b>3.62</b>	<b>\$9,447</b>	<b>83</b>	<b>4.22</b>	<b>\$11,584</b>	<b>83</b>	<b>4.12</b>	<b>\$11,922</b>	<b>100</b>	<b>3.79</b>	<b>\$13,029</b>	<b>100</b>	<b>3.96</b>	<b>\$14,929</b>
<b>ALL COUNTIES</b>	<b>1,337</b>	<b>4.73</b>	<b>\$23,073</b>	<b>1,479</b>	<b>4.56</b>	<b>\$24,627</b>	<b>1,524</b>	<b>4.40</b>	<b>\$26,966</b>	<b>1,649</b>	<b>4.66</b>	<b>\$30,221</b>	<b>1,824</b>	<b>4.49</b>	<b>\$30,659</b>

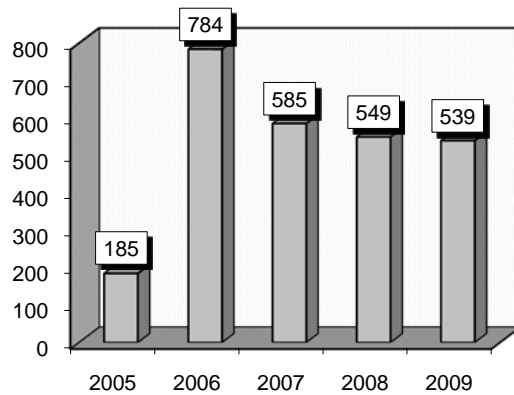
## ATHEROSCLEROSIS

**Associated Diagnoses:** Diagnoses that frequently accompanied atherosclerosis were: 1) Hypertension (4019), 2) Intermediate coronary syndrome (4111), 3) Old myocardial infarction (412), 4) Tobacco use disorder (3051), 5) Congestive heart failure (4280), 6) Other and unspecified hyperlipidemia (2724), 7) Esophageal reflux (53081).

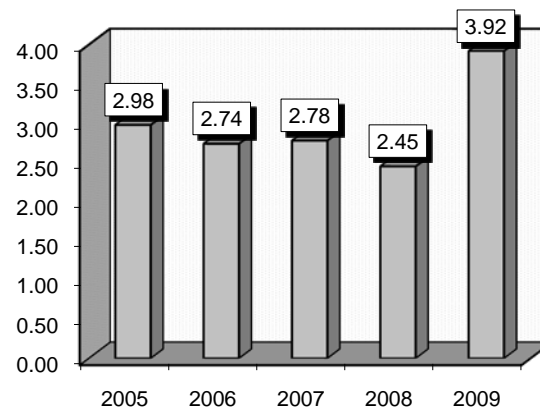
**Definitions:**  
**Hypertension:** Elevated blood pressure persistently exceeding 140/90. Essential hypertension, the most common kind, has no single identifiable cause.  
**Myocardial infarction:** (Heart Attack) A heart attack occurs when the blood supply to part of the heart is cut off.  
**Necrosis:** Tissue death of a region of the myocardium caused by an interruption in the supply of blood to the heart, usually as a result of occlusion of a coronary artery.  
**Myocardium:** The middle and thickest of the three layers making up the wall of the heart.  
**Embolism:** A sudden blocking of an artery by a clot (embolus) or foreign object such as a blood clot, gas bubble, cholesterol, fat or tissue. The blockage can cause damage down stream from lack of oxygen or nutrients to a body tissue.  
**Thrombosis:** The presence or formation of a blood clot within a blood vessel.  
**Hyperlipidemia:** Elevated levels of lipids in the blood stream including cholesterol.  
**Fibrillation:** Abnormal uncontrolled rapid contraction of the fibers in the heart.  
**Atherosclerosis:** Clogging, hardening and narrow of the arteries and blood vessels.

Gender	2005			2006			2007			2008			2009		
	Cases	Avg LOS	Avg Bill	Cases	Avg LOS	Avg Bill	Cases	Avg LOS	Avg Bill	Cases	Avg LOS	Avg Bill	Cases	Avg LOS	Avg Bill
Male	119	2.94	\$22,447	500	2.73	\$21,385	351	2.78	\$22,997	339	2.58	\$23,369	337	3.21	\$26,258
Female	66	3.05	\$20,054	284	2.76	\$20,441	234	2.77	\$22,923	210	2.24	\$20,396	202	5.11	\$25,941
Age Group	Cases	Avg LOS	Avg Bill	Cases	Avg LOS	Avg Bill	Cases	Avg LOS	Avg Bill	Cases	Avg LOS	Avg Bill	Cases	Avg LOS	Avg Bill
Ages 0-17	0	0.00	\$0	0	0.00	\$0	0	0.00	\$0	3	1.00	\$7,491	1	1.00	\$5,192
Ages 18-35	1	2.00	\$19,093	5	1.00	\$11,776	6	1.67	\$10,040	0	0.00	\$0	4	2.25	\$24,841
Ages 36-49	17	1.94	\$13,161	99	2.68	\$21,725	55	2.69	\$21,377	54	2.28	\$21,558	69	2.93	\$29,114
Ages 50-64	65	3.09	\$22,133	280	2.72	\$21,543	213	2.88	\$24,870	175	2.42	\$23,128	164	3.62	\$24,381
Ages 65+	102	3.09	\$22,679	400	2.80	\$20,639	311	2.74	\$22,195	317	2.50	\$21,992	301	4.35	\$26,502
<b>TOTAL</b>	<b>185</b>	<b>2.98</b>	<b>\$21,593</b>	<b>784</b>	<b>2.74</b>	<b>\$21,043</b>	<b>585</b>	<b>2.78</b>	<b>\$22,968</b>	<b>549</b>	<b>2.45</b>	<b>\$22,232</b>	<b>539</b>	<b>3.92</b>	<b>\$26,139</b>

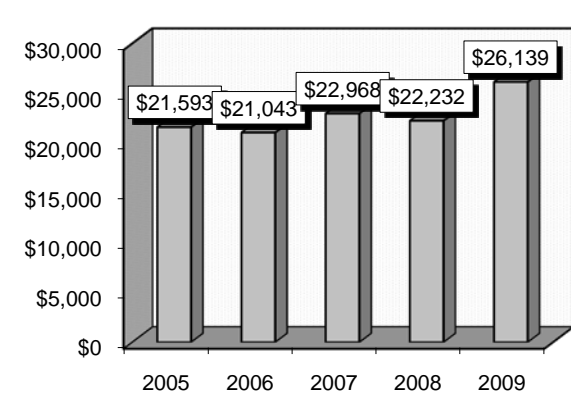
**Patient Discharges**



**Average Length of Stay**



**Average Billed Charges**



County / Hospital	2005			2006			2007			2008			2009		
	Cases	Avg LOS	Avg Bill	Cases	Avg LOS	Avg Bill	Cases	Avg LOS	Avg Bill	Cases	Avg LOS	Avg Bill	Cases	Avg LOS	Avg Bill
<b>CLARK</b>															
Centennial Hills	0	0.00	\$0	0	0.00	\$0	0	0.00	\$0	31	2.52	\$24,806	34	2.53	\$24,695
Desert Springs	13	4.00	\$29,386	82	2.96	\$23,754	56	3.30	\$27,553	53	2.66	\$28,962	45	3.27	\$29,940
Mountain View	14	2.86	\$17,975	59	2.44	\$17,685	36	2.39	\$20,286	37	2.16	\$19,936	42	3.33	\$30,182
North Vista	3	2.00	\$21,064	24	2.54	\$22,513	16	3.81	\$24,358	14	2.79	\$25,812	13	5.69	\$46,494
St. Rose-Rose de Lima	11	2.18	\$25,654	46	1.98	\$18,473	39	2.26	\$21,635	28	2.21	\$22,697	29	2.24	\$21,402
St. Rose-San Martin	0	0.00	\$0	1	2.00	\$23,749	15	3.27	\$27,894	16	1.75	\$23,140	17	3.12	\$24,361
St. Rose-Siena	14	2.71	\$26,138	40	2.33	\$19,467	43	2.51	\$25,566	35	2.43	\$24,106	33	2.12	\$28,195
Southern Hills	8	2.50	\$24,790	12	2.08	\$20,295	10	2.50	\$16,423	9	2.00	\$14,078	4	1.25	\$14,753
Spring Valley	5	3.00	\$16,904	17	4.18	\$33,377	11	2.64	\$20,542	4	2.50	\$25,893	14	2.93	\$31,361
Summerlin	14	4.93	\$31,410	59	2.93	\$24,401	36	2.28	\$21,695	33	2.00	\$22,901	25	2.72	\$29,469
Sunrise	23	3.91	\$25,365	73	3.22	\$26,188	43	3.33	\$31,282	47	2.83	\$31,295	41	3.49	\$39,505
UMC	19	4.53	\$31,741	91	3.95	\$28,351	64	3.61	\$32,429	37	3.35	\$24,446	41	2.63	\$22,456
Valley	10	1.90	\$14,442	64	2.59	\$21,445	59	3.56	\$23,956	47	2.66	\$22,476	40	6.88	\$30,111
<b>TOTAL</b>	<b>134</b>	<b>3.43</b>	<b>\$25,361</b>	<b>568</b>	<b>2.93</b>	<b>\$23,413</b>	<b>428</b>	<b>3.03</b>	<b>\$25,770</b>	<b>391</b>	<b>2.53</b>	<b>\$24,732</b>	<b>378</b>	<b>3.37</b>	<b>\$29,111</b>
<b>WASHOE</b>															
Carson Tahoe	12	2.58	\$14,191	41	2.12	\$15,323	35	1.63	\$11,451	20	2.05	\$13,716	19	1.89	\$15,692
Northern Nevada	1	2.00	\$16,434	20	3.10	\$20,546	10	2.30	\$19,280	8	1.63	\$17,857	3	2.33	\$23,345
Renown Regional	16	1.75	\$14,078	58	2.47	\$16,558	55	1.87	\$16,650	77	2.44	\$18,197	72	2.44	\$20,998
Renown S. Meadows	2	1.00	\$12,448	17	1.82	\$13,463	12	2.17	\$19,670	12	1.58	\$15,374	20	2.35	\$24,192
Saint Mary's	6	2.17	\$10,410	53	2.02	\$11,556	28	2.61	\$13,878	15	2.53	\$14,492	20	1.70	\$12,215
Sierra Surgery	0	0.00	\$0	0	0.00	\$0	0	0.00	\$0	0	0.00	\$0	0	0.00	\$0
<b>TOTAL</b>	<b>37</b>	<b>2.05</b>	<b>\$13,495</b>	<b>189</b>	<b>2.28</b>	<b>\$15,031</b>	<b>140</b>	<b>2.01</b>	<b>\$15,243</b>	<b>132</b>	<b>2.27</b>	<b>\$16,820</b>	<b>134</b>	<b>2.24</b>	<b>\$19,464</b>
<b>RURAL</b>															
Battle Mountain	0	0.00	\$0	0	0.00	\$0	0	0.00	\$0	0	0.00	\$0	0	0.00	\$0
Boulder City	1	1.00	\$6,612	1	5.00	\$13,557	1	1.00	\$4,631	4	1.00	\$5,633	1	4.00	\$11,281
Carson Valley	5	1.20	\$9,114	11	1.45	\$12,871	6	4.67	\$26,568	7	2.00	\$20,885	2	2.50	\$18,152
Churchill	3	1.33	\$6,743	9	2.44	\$13,543	3	1.33	\$15,315	2	3.00	\$11,353	6	1.67	\$13,266
Desert View	0	0.00	\$0	0	0.00	\$0	0	0.00	\$0	1	2.00	\$8,202	5	2.60	\$15,006
Grover C. Dils	0	0.00	\$0	0	0.00	\$0	1	2.00	\$5,370	1	1.00	\$3,379	0	0.00	\$0
Humboldt	0	0.00	\$0	0	0.00	\$0	1	2.00	\$4,060	1	1.00	\$5,358	1	490.00	\$146,264
Incline Village	0	0.00	\$0	0	0.00	\$0	0	0.00	\$0	0	0.00	\$0	0	0.00	\$0
Mesa View	1	1.00	\$5,679	4	1.25	\$9,057	4	1.25	\$7,541	2	1.00	\$2,298	4	1.00	\$5,314
Mount Grant	0	0.00	\$0	0	0.00	\$0	1	4.00	\$22,785	0	0.00	\$0	0	0.00	\$0
Northeastern	1	1.00	\$8,201	2	4.00	\$22,396	0	0.00	\$0	1	3.00	\$14,553	2	2.00	\$16,708
Nye	1	1.00	\$6,150	0	0.00	\$0	0	0.00	\$0	0	0.00	\$0	2	1.50	\$13,368
Pershing	0	0.00	\$0	0	0.00	\$0	0	0.00	\$0	0	0.00	\$0	1	1.00	\$8,873
South Lyon	2	1.00	\$2,263	0	0.00	\$0	0	0.00	\$0	0	0.00	\$0	0	0.00	\$0
William Bee Ririe	0	0.00	\$0	0	0.00	\$0	0	0.00	\$0	7	3.14	\$12,502	3	1.67	\$12,778
<b>TOTAL</b>	<b>14</b>	<b>1.14</b>	<b>\$6,926</b>	<b>27</b>	<b>2.07</b>	<b>\$13,261</b>	<b>17</b>	<b>2.71</b>	<b>\$16,021</b>	<b>26</b>	<b>2.12</b>	<b>\$12,117</b>	<b>27</b>	<b>19.96</b>	<b>\$17,670</b>
<b>ALL COUNTIES</b>	<b>185</b>	<b>2.98</b>	<b>\$21,593</b>	<b>784</b>	<b>2.74</b>	<b>\$21,043</b>	<b>585</b>	<b>2.78</b>	<b>\$22,968</b>	<b>549</b>	<b>2.45</b>	<b>\$22,232</b>	<b>539</b>	<b>3.92</b>	<b>\$26,139</b>

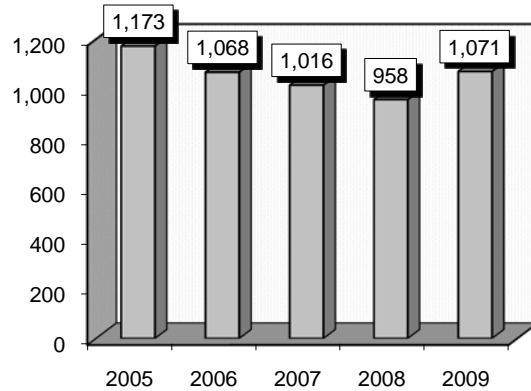
## HYPERTENSION

**Associated Diagnoses:** Diagnoses that frequently accompanied hypertension were: 1) Diabetes Mellitus II without mention of complication (25000), 2) Tobacco use disorder (3051), 3) Other and unspecified hyperlipidemia (2724), 4) Chest pain (78659), 5) Hypopotassemia, Hypokalemia (2768).

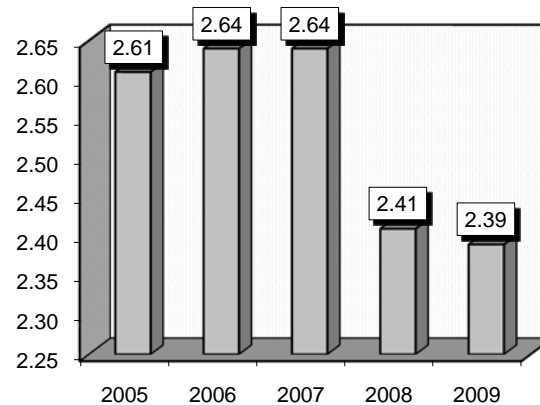
**Definitions:** **Diabetes mellitus:** A group of disorders in which the body is unable to competently process blood sugars leading to hyperglycemia. This can lead to a host of ailments including poor circulation, kidney disorders and blindness. **Hyperglycemia:** A condition in which an excessive amount of glucose circulates in the blood plasma. **Hypertension:** Elevated blood pressure persistently exceeding 140/90. Essential hypertension, the most common kind, has no single identifiable cause. **Hyperlipidemia:** Elevated levels of lipids in the blood stream including cholesterol. **Chest pain:** A physical complaint that requires immediate diagnosis and evaluation. Chest pain can be a sign of cardiac disease, or of pulmonary (lung) disease. Over 90% of severe chest pain is caused by coronary artery disease, spinal root compression or a psychological disturbance. **Hypopotassemia:** Hypokalemia. Abnormally low levels of potassium circulation in the blood. Associated with adrenal tumors or taking diuretics.

Gender	2005			2006			2007			2008			2009		
	Cases	Avg LOS	Avg Bill	Cases	Avg LOS	Avg Bill	Cases	Avg LOS	Avg Bill	Cases	Avg LOS	Avg Bill	Cases	Avg LOS	Avg Bill
Male	465	2.59	\$17,584	427	2.70	\$18,852	408	2.66	\$21,468	385	2.32	\$21,521	441	2.36	\$23,738
Female	708	2.62	\$16,503	641	2.60	\$17,696	608	2.62	\$21,097	573	2.47	\$21,895	630	2.42	\$23,691
Age Group	Cases	Avg LOS	Avg Bill	Cases	Avg LOS	Avg Bill	Cases	Avg LOS	Avg Bill	Cases	Avg LOS	Avg Bill	Cases	Avg LOS	Avg Bill
Ages 0-17	3	4.00	\$19,811	2	10.50	\$35,656	6	3.00	\$13,811	6	3.17	\$19,813	8	2.25	\$19,868
Ages 18-35	86	2.20	\$14,495	80	1.85	\$15,499	60	2.18	\$19,054	68	2.46	\$24,052	54	1.72	\$20,490
Ages 36-49	308	2.37	\$16,616	258	2.22	\$16,660	256	2.22	\$20,100	223	2.35	\$21,235	219	2.37	\$23,843
Ages 50-64	369	2.72	\$17,466	333	2.82	\$18,769	319	2.51	\$21,283	302	2.43	\$22,885	354	2.35	\$24,761
Ages 65+	407	2.76	\$17,178	395	2.88	\$19,071	375	3.09	\$22,467	359	2.42	\$20,697	436	2.52	\$23,260
<b>TOTAL</b>	<b>1,173</b>	<b>2.61</b>	<b>\$16,931</b>	<b>1,068</b>	<b>2.64</b>	<b>\$18,158</b>	<b>1,016</b>	<b>2.64</b>	<b>\$21,246</b>	<b>958</b>	<b>2.41</b>	<b>\$21,745</b>	<b>1,071</b>	<b>2.39</b>	<b>\$23,710</b>

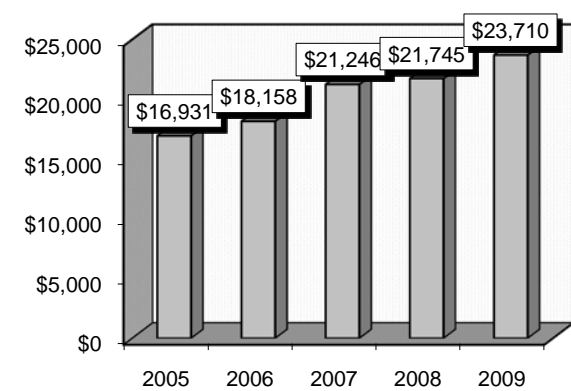
**Patient Discharges**



**Average Length of Stay**



**Average Billed Charges**





County / Hospital	2005			2006			2007			2008			2009		
	Cases	Avg LOS	Avg Bill	Cases	Avg LOS	Avg Bill	Cases	Avg LOS	Avg Bill	Cases	Avg LOS	Avg Bill	Cases	Avg LOS	Avg Bill
<b>CLARK</b>															
Centennial Hills	0	0.00	\$0	0	0.00	\$0	0	0.00	\$0	43	2.28	\$21,722	77	2.30	\$24,912
Desert Springs	78	2.58	\$16,072	80	3.01	\$18,233	74	3.09	\$22,653	66	2.39	\$22,268	68	2.99	\$28,489
Mountain View	63	2.29	\$14,603	64	2.53	\$18,086	65	2.74	\$21,576	87	2.67	\$23,603	84	2.62	\$26,943
North Vista	62	3.37	\$25,519	51	2.18	\$19,894	38	3.11	\$24,441	35	3.03	\$26,258	43	2.77	\$28,457
St. Rose-Rose de Lima	44	2.23	\$17,803	61	2.61	\$22,206	53	2.40	\$24,185	46	2.33	\$20,929	63	2.37	\$25,287
St. Rose-San Martin	0	0.00	\$0	1	1.00	\$20,972	15	2.27	\$19,052	20	2.75	\$28,058	32	3.00	\$33,874
St. Rose-Siena	61	2.08	\$17,300	47	2.60	\$21,591	41	2.39	\$23,886	32	2.22	\$23,606	51	2.04	\$22,634
Southern Hills	29	2.76	\$18,888	23	1.74	\$13,645	27	2.15	\$15,521	16	2.63	\$23,241	17	2.18	\$22,986
Spring Valley	53	2.85	\$19,509	59	1.90	\$16,840	35	3.09	\$26,106	57	2.54	\$23,527	57	3.09	\$23,186
Summerlin	68	2.76	\$21,879	55	2.42	\$20,071	48	3.08	\$24,762	53	2.17	\$22,641	65	1.98	\$22,424
Sunrise	136	3.11	\$21,993	85	2.78	\$23,125	89	3.12	\$26,089	89	2.40	\$24,887	84	2.44	\$28,064
UMC	314	2.64	\$13,577	281	3.05	\$17,659	246	2.32	\$19,550	168	2.34	\$20,668	162	2.37	\$22,903
Valley	64	2.63	\$17,895	69	3.09	\$20,890	90	2.98	\$26,770	69	2.62	\$24,134	96	2.35	\$23,419
<b>TOTAL</b>	<b>972</b>	<b>2.69</b>	<b>\$17,555</b>	<b>876</b>	<b>2.73</b>	<b>\$19,180</b>	<b>821</b>	<b>2.70</b>	<b>\$22,675</b>	<b>781</b>	<b>2.45</b>	<b>\$22,946</b>	<b>899</b>	<b>2.47</b>	<b>\$25,205</b>
<b>WASHOE</b>															
Carson Tahoe	29	1.79	\$10,818	27	3.48	\$19,989	30	2.47	\$17,417	14	1.29	\$10,678	11	1.73	\$13,067
Northern Nevada	15	2.33	\$20,290	16	2.38	\$14,530	12	2.67	\$18,288	18	2.33	\$22,876	14	1.93	\$20,244
Renown Regional	87	2.37	\$16,885	67	1.84	\$13,647	74	2.08	\$17,217	73	2.34	\$19,450	69	2.01	\$18,913
Renown S. Meadows	5	2.20	\$12,003	9	2.11	\$13,392	16	2.31	\$16,216	11	2.00	\$16,235	14	1.36	\$18,387
Saint Mary's	22	3.00	\$15,670	39	2.36	\$13,596	28	2.75	\$14,193	27	2.52	\$16,155	22	2.14	\$14,936
Sierra Surgery	0	0.00	\$0	0	0.00	\$0	0	0.00	\$0	0	0.00	\$0	0	0.00	\$0
<b>TOTAL</b>	<b>158</b>	<b>2.34</b>	<b>\$15,771</b>	<b>158</b>	<b>2.32</b>	<b>\$14,793</b>	<b>160</b>	<b>2.34</b>	<b>\$16,705</b>	<b>143</b>	<b>2.24</b>	<b>\$18,153</b>	<b>130</b>	<b>1.93</b>	<b>\$17,832</b>
<b>RURAL</b>															
Battle Mountain	0	0.00	\$0	0	0.00	\$0	0	0.00	\$0	1	1.00	\$2,134	0	0.00	\$0
Boulder City	11	2.55	\$9,877	3	1.67	\$2,868	7	3.43	\$8,737	3	3.33	\$5,233	5	1.60	\$3,953
Carson Valley	2	1.00	\$8,479	3	2.00	\$7,285	2	3.00	\$12,336	3	3.00	\$28,093	2	1.50	\$5,992
Churchill	3	1.00	\$6,264	3	3.00	\$10,913	6	2.33	\$10,073	4	1.25	\$6,870	5	1.20	\$11,215
Desert View	0	0.00	\$0	0	0.00	\$0	0	0.00	\$0	4	1.25	\$4,552	14	1.93	\$10,753
Grover C. Dils	1	2.00	\$5,258	0	0.00	\$0	0	0.00	\$0	0	0.00	\$0	1	6.00	\$12,180
Humboldt	0	0.00	\$0	0	0.00	\$0	1	5.00	\$4,998	0	0.00	\$0	0	0.00	\$0
Incline Village	1	2.00	\$6,827	0	0.00	\$0	0	0.00	\$0	0	0.00	\$0	0	0.00	\$0
Mesa View	2	1.50	\$6,963	0	0.00	\$0	2	2.50	\$8,140	2	1.00	\$6,105	1	1.00	\$8,770
Mount Grant	9	1.44	\$5,099	2	3.00	\$9,581	1	1.00	\$5,314	7	3.29	\$7,647	4	1.50	\$3,952
Northeastern	3	1.33	\$9,779	7	2.57	\$14,661	1	1.00	\$8,045	2	1.50	\$19,015	3	2.33	\$19,443
Nye	7	1.57	\$5,560	6	1.33	\$5,509	2	2.50	\$7,172	2	3.00	\$12,279	2	1.50	\$12,655
Pershing	1	1.00	\$4,613	2	1.00	\$4,561	6	2.17	\$6,618	0	0.00	\$0	3	4.33	\$11,513
South Lyon	0	0.00	\$0	6	1.00	\$3,160	2	1.00	\$3,274	2	1.00	\$6,903	0	0.00	\$0
William Bee Ririe	3	1.00	\$5,316	2	1.50	\$3,897	5	2.60	\$11,084	4	1.75	\$6,186	2	3.00	\$11,330
<b>TOTAL</b>	<b>43</b>	<b>1.67</b>	<b>\$7,096</b>	<b>34</b>	<b>1.85</b>	<b>\$7,468</b>	<b>35</b>	<b>2.54</b>	<b>\$8,483</b>	<b>34</b>	<b>2.15</b>	<b>\$9,255</b>	<b>42</b>	<b>2.05</b>	<b>\$9,904</b>
<b>ALL COUNTIES</b>	<b>1,173</b>	<b>2.61</b>	<b>\$16,931</b>	<b>1,068</b>	<b>2.64</b>	<b>\$18,158</b>	<b>1,016</b>	<b>2.64</b>	<b>\$21,246</b>	<b>958</b>	<b>2.41</b>	<b>\$21,745</b>	<b>1,071</b>	<b>2.39</b>	<b>\$23,710</b>

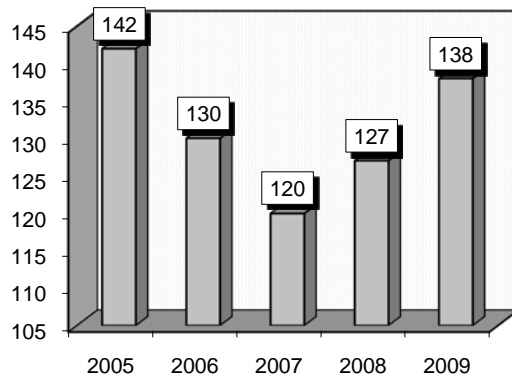
## CARDIAC CONGENITAL & VALVULAR DISORDERS

**Associated Diagnoses:** Diagnoses that frequently accompanied cardiac congenital and valvular disorders were: 1) Aortic valve disorders (4241), 2) Congestive heart failure (4280), 3) Hypertension (4019), 4) Other and unspecified hyperlipidemia (2724), 5) Hypopotassemia (2768), 6) Respiratory abnormality (78609), 7) Ventricular septal defect (7454).

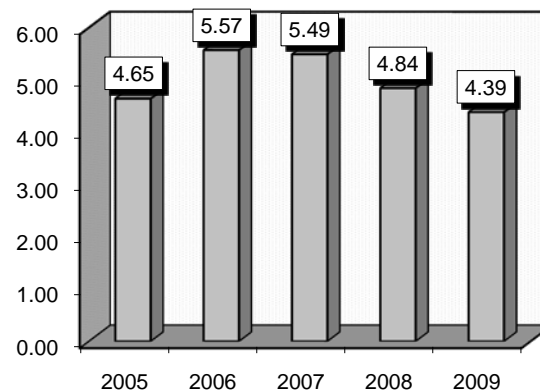
**Definitions:** **Aorta:** The largest artery in the body. It carries oxygen-rich blood away from the heart to vessels that reach the rest of the body. **Septal defect:** defect of the septum. **Septum:** The muscular wall separating the right and left sides of the heart. **Hypertension:** Elevated blood pressure persistently exceeding 140/90. Essential hypertension, the most common kind, has no single identifiable cause. **Hyperlipidemia:** Elevated levels of lipids in the blood stream including cholesterol. **Chest pain:** A physical complaint that requires immediate diagnosis and evaluation. Chest pain can be a sign of cardiac disease, or of pulmonary (lung) disease. Over 90% of severe chest pain is caused by coronary artery disease, spinal root compression or a psychological disturbance. **Hypopotassemia:** Hypokalemia. Abnormally low levels of potassium circulation in the blood. Associated with adrenal tumors or taking diuretics.

Gender	2005			2006			2007			2008			2009		
	Cases	Avg LOS	Avg Bill	Cases	Avg LOS	Avg Bill	Cases	Avg LOS	Avg Bill	Cases	Avg LOS	Avg Bill	Cases	Avg LOS	Avg Bill
Male	60	4.82	\$30,544	58	6.14	\$40,399	57	5.88	\$41,806	57	3.79	\$36,191	76	4.89	\$40,249
Female	82	4.52	\$27,807	72	5.11	\$29,767	63	5.14	\$33,707	70	5.70	\$41,803	62	3.77	\$32,048
Age Group	Cases	Avg LOS	Avg Bill	Cases	Avg LOS	Avg Bill	Cases	Avg LOS	Avg Bill	Cases	Avg LOS	Avg Bill	Cases	Avg LOS	Avg Bill
Ages 0-17	31	3.16	\$15,854	25	9.16	\$39,152	31	6.29	\$32,731	33	5.70	\$42,466	25	3.84	\$25,426
Ages 18-35	9	5.78	\$51,470	8	3.25	\$18,247	7	6.57	\$52,445	6	4.67	\$44,927	5	5.00	\$30,949
Ages 36-49	14	7.29	\$48,461	12	6.58	\$39,627	10	4.90	\$32,309	12	4.42	\$33,468	10	3.40	\$38,630
Ages 50-64	19	4.21	\$29,779	16	4.38	\$34,263	17	4.24	\$36,049	14	4.50	\$48,005	17	2.94	\$34,576
Ages 65+	69	4.75	\$27,737	69	4.64	\$33,882	55	5.40	\$39,795	62	4.56	\$36,201	81	4.95	\$40,512
<b>TOTAL</b>	<b>142</b>	<b>4.65</b>	<b>\$28,964</b>	<b>130</b>	<b>5.57</b>	<b>\$34,511</b>	<b>120</b>	<b>5.49</b>	<b>\$37,554</b>	<b>127</b>	<b>4.84</b>	<b>\$39,284</b>	<b>138</b>	<b>4.39</b>	<b>\$36,565</b>

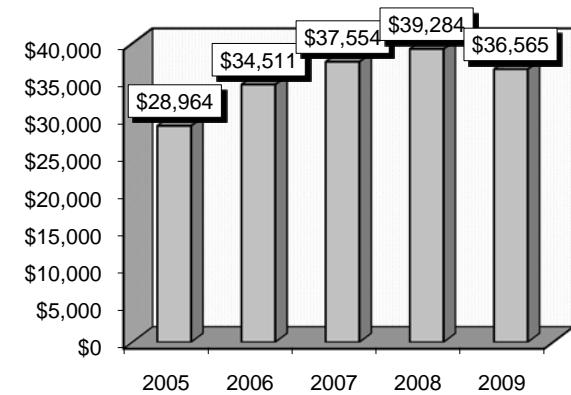
**Patient Discharges**



**Average Length of Stay**



**Average Billed Charges**



County / Hospital	2005			2006			2007			2008			2009		
	Cases	Avg LOS	Avg Bill	Cases	Avg LOS	Avg Bill	Cases	Avg LOS	Avg Bill	Cases	Avg LOS	Avg Bill	Cases	Avg LOS	Avg Bill
<b>CLARK</b>															
Centennial Hills	0	0.00	\$0	0	0.00	\$0	0	0.00	\$0	4	1.75	\$24,514	6	3.67	\$39,127
Desert Springs	14	5.14	\$31,468	5	3.00	\$34,504	9	6.78	\$49,926	3	9.33	\$51,193	16	3.63	\$29,713
Mountain View	6	3.17	\$22,033	5	5.20	\$25,316	7	5.43	\$42,960	4	2.00	\$24,632	7	2.29	\$21,113
North Vista	1	2.00	\$23,626	3	6.67	\$63,225	1	4.00	\$30,192	1	3.00	\$34,648	2	3.00	\$33,020
St. Rose-Rose de Lima	7	3.29	\$23,123	6	2.50	\$26,176	3	3.67	\$66,160	4	2.75	\$27,065	6	4.33	\$34,848
St. Rose-San Martin	0	0.00	\$0	1	3.00	\$15,219	0	0.00	\$0	2	7.00	\$218,321	7	3.71	\$43,708
St. Rose-Siena	12	3.67	\$15,120	4	1.50	\$13,933	5	1.80	\$14,556	9	2.78	\$29,127	4	5.00	\$37,479
Southern Hills	1	4.00	\$16,062	1	18.00	\$45,205	0	0.00	\$0	0	0.00	\$0	0	0.00	\$0
Spring Valley	4	3.25	\$19,487	7	3.00	\$28,533	0	0.00	\$0	5	5.40	\$46,679	7	4.71	\$40,670
Summerlin	6	3.17	\$25,793	6	3.83	\$26,178	1	4.00	\$33,906	5	3.40	\$29,093	3	3.67	\$24,436
Sunrise	30	4.00	\$22,956	29	4.90	\$32,641	29	6.48	\$38,890	30	6.17	\$50,158	24	3.75	\$30,739
UMC	18	9.33	\$64,187	19	10.74	\$70,256	15	7.53	\$54,366	4	3.00	\$31,727	5	9.60	\$55,578
Valley	8	4.25	\$38,510	8	9.88	\$42,423	11	8.91	\$55,738	10	7.50	\$55,627	12	9.00	\$101,710
<b>TOTAL</b>	<b>107</b>	<b>4.84</b>	<b>\$31,220</b>	<b>94</b>	<b>6.09</b>	<b>\$39,783</b>	<b>81</b>	<b>6.49</b>	<b>\$44,961</b>	<b>81</b>	<b>5.09</b>	<b>\$46,403</b>	<b>99</b>	<b>4.69</b>	<b>\$42,254</b>
<b>WASHOE</b>															
Carson Tahoe	4	2.50	\$9,832	2	3.00	\$19,834	5	4.00	\$20,214	6	3.17	\$19,968	5	3.60	\$19,062
Northern Nevada	2	3.50	\$18,574	1	2.00	\$16,703	3	5.67	\$37,057	3	2.33	\$23,692	0	0.00	\$0
Renown Regional	21	4.48	\$26,180	20	5.45	\$27,884	15	2.47	\$16,692	20	5.35	\$35,596	23	4.30	\$25,340
Renown S. Meadows	2	5.50	\$23,799	1	2.00	\$13,310	1	3.00	\$18,644	3	8.00	\$40,699	4	3.50	\$25,944
Saint Mary's	3	4.67	\$23,487	7	2.14	\$10,607	12	4.17	\$24,831	8	4.00	\$19,360	3	1.67	\$12,233
Sierra Surgery	0	0.00	\$0	0	0.00	\$0	0	0.00	\$0	0	0.00	\$0	0	0.00	\$0
<b>TOTAL</b>	<b>32</b>	<b>4.25</b>	<b>\$23,260</b>	<b>31</b>	<b>4.32</b>	<b>\$22,633</b>	<b>36</b>	<b>3.53</b>	<b>\$21,645</b>	<b>40</b>	<b>4.72</b>	<b>\$29,494</b>	<b>35</b>	<b>3.89</b>	<b>\$23,388</b>
<b>RURAL</b>															
Battle Mountain	0	0.00	\$0	1	2.00	\$3,389	0	0.00	\$0	0	0.00	\$0	0	0.00	\$0
Boulder City	0	0.00	\$0	1	10.00	\$15,711	0	0.00	\$0	1	4.00	\$11,525	0	0.00	\$0
Carson Valley	1	2.00	\$8,167	2	2.00	\$9,418	0	0.00	\$0	0	0.00	\$0	1	2.00	\$15,229
Churchill	1	3.00	\$12,747	1	2.00	\$7,194	2	1.50	\$14,025	1	1.00	\$4,033	0	0.00	\$0
Desert View	0	0.00	\$0	0	0.00	\$0	0	0.00	\$0	1	2.00	\$7,108	0	0.00	\$0
Grover C. Dils	0	0.00	\$0	0	0.00	\$0	0	0.00	\$0	0	0.00	\$0	0	0.00	\$0
Humboldt	0	0.00	\$0	0	0.00	\$0	0	0.00	\$0	0	0.00	\$0	0	0.00	\$0
Incline Village	0	0.00	\$0	0	0.00	\$0	0	0.00	\$0	0	0.00	\$0	0	0.00	\$0
Mesa View	0	0.00	\$0	0	0.00	\$0	0	0.00	\$0	0	0.00	\$0	1	1.00	\$10,255
Mount Grant	0	0.00	\$0	0	0.00	\$0	0	0.00	\$0	0	0.00	\$0	0	0.00	\$0
Northeastern	0	0.00	\$0	0	0.00	\$0	0	0.00	\$0	1	2.00	\$12,874	0	0.00	\$0
Nye	1	1.00	\$7,048	0	0.00	\$0	0	0.00	\$0	0	0.00	\$0	0	0.00	\$0
Pershing	0	0.00	\$0	0	0.00	\$0	0	0.00	\$0	0	0.00	\$0	0	0.00	\$0
South Lyon	0	0.00	\$0	0	0.00	\$0	0	0.00	\$0	0	0.00	\$0	0	0.00	\$0
William Bee Ririe	0	0.00	\$0	0	0.00	\$0	1	3.00	\$57,329	2	2.50	\$7,581	2	1.50	\$9,368
<b>TOTAL</b>	<b>3</b>	<b>2.00</b>	<b>\$9,320</b>	<b>5</b>	<b>3.60</b>	<b>\$9,026</b>	<b>3</b>	<b>2.00</b>	<b>\$28,459</b>	<b>6</b>	<b>2.33</b>	<b>\$8,450</b>	<b>4</b>	<b>1.50</b>	<b>\$11,055</b>
<b>ALL COUNTIES</b>	<b>142</b>	<b>4.65</b>	<b>\$28,964</b>	<b>130</b>	<b>5.57</b>	<b>\$34,511</b>	<b>120</b>	<b>5.49</b>	<b>\$37,554</b>	<b>127</b>	<b>4.84</b>	<b>\$39,284</b>	<b>138</b>	<b>4.39</b>	<b>\$36,565</b>

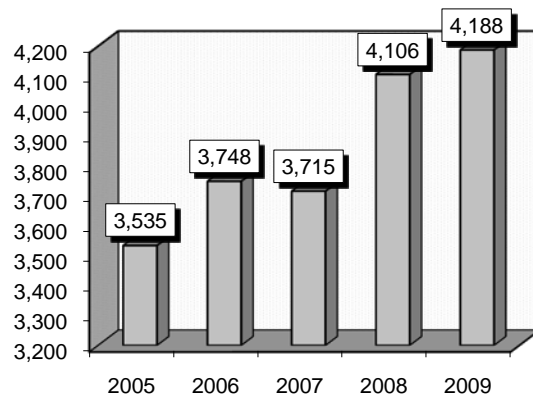
## CARDIAC ARRHYTHMIA & CONDUCTION DISORDERS

**Associated Diagnoses:** Diagnoses that frequently accompanied cardiac arrhythmia and conduction disorders were: 1) Atrial fibrillation (42731), 2) Hypertension (4019), 3) Congestive heart failure (4280), 4) Hyperlipidemia (2724), 5) Chronic airway obstruction (496), 6) Diabetes Mellitus II without mention of complication (25000).

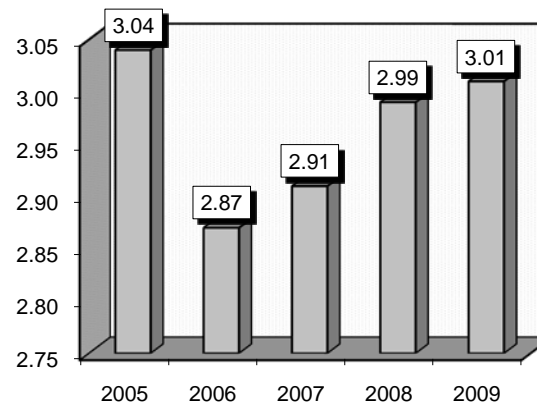
**Definitions:** **Atrial fibrillation:** A cardiac arrhythmia characterized by disorganized electrical activity in the atria accompanied by an irregular ventricular response that is usually rapid. The atria quiver instead of pumping in an organized fashion, increasing the risk of stroke. **Atrial flutter:** A type of atrial tachycardia (rapid beating of the atria) characterized by contraction rates between 230-380 beats per minute. **Sinoatrial node dysfunction:** Any disturbance in the normal functioning of the sinoatrial node (a cluster of hundreds of cells located in the right atrial wall of the heart. It's comprised of heart muscle that generates impulses that travel swiftly throughout the both atria, causing them to contract). **Cardiac dysrhythmias:** Any abnormality in a cardiac rhythm pattern. **Paroxysmal ventricular tachycardia:** A rapid heartbeat of sudden onset and termination caused by a quick succession of discharges from an ectopic (an impulse that originates in the heart at a site other than the sinus node) site in the ventricle. **Hypertension:** Elevated blood pressure persistently exceeding 140/90. Essential hypertension, the most common kind, has no single identifiable cause. **Hyperlipidemia:** Elevated levels of lipids in the blood stream including cholesterol.

Gender	2005			2006			2007			2008			2009		
	Cases	Avg LOS	Avg Bill	Cases	Avg LOS	Avg Bill	Cases	Avg LOS	Avg Bill	Cases	Avg LOS	Avg Bill	Cases	Avg LOS	Avg Bill
Male	1,920	2.89	\$19,622	2,034	2.75	\$20,544	1,986	2.77	\$22,938	2,198	2.88	\$24,823	2,184	2.91	\$26,971
Female	1,615	3.22	\$20,616	1,714	3.02	\$21,219	1,729	3.07	\$23,740	1,908	3.11	\$24,985	2,004	3.12	\$26,590
Age Group	Cases	Avg LOS	Avg Bill	Cases	Avg LOS	Avg Bill	Cases	Avg LOS	Avg Bill	Cases	Avg LOS	Avg Bill	Cases	Avg LOS	Avg Bill
Ages 0-17	21	3.62	\$13,198	10	2.60	\$10,951	25	2.68	\$17,994	26	2.65	\$17,614	17	3.76	\$27,881
Ages 18-35	133	1.94	\$14,117	153	1.78	\$15,796	162	1.93	\$18,824	145	2.31	\$21,627	136	1.74	\$17,939
Ages 36-49	395	2.52	\$17,971	363	2.23	\$18,107	388	2.15	\$19,600	415	2.31	\$22,245	392	2.27	\$23,401
Ages 50-64	882	2.60	\$18,009	959	2.75	\$20,557	986	2.60	\$21,884	987	2.78	\$24,016	1,027	2.72	\$26,581
Ages 65+	2,104	3.39	\$21,784	2,263	3.10	\$21,804	2,154	3.26	\$25,032	2,533	3.22	\$25,939	2,616	3.30	\$27,831
<b>TOTAL</b>	<b>3,535</b>	<b>3.04</b>	<b>\$20,076</b>	<b>3,748</b>	<b>2.87</b>	<b>\$20,853</b>	<b>3,715</b>	<b>2.91</b>	<b>\$23,311</b>	<b>4,106</b>	<b>2.99</b>	<b>\$24,898</b>	<b>4,188</b>	<b>3.01</b>	<b>\$26,789</b>

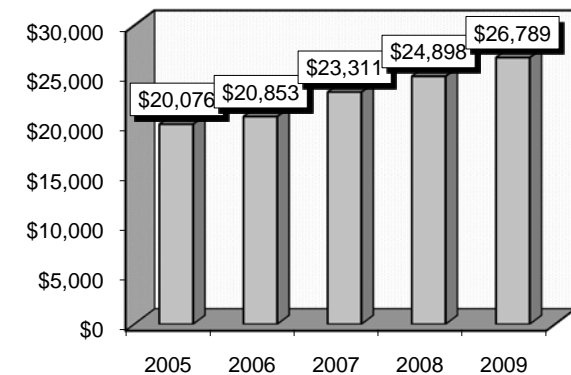
**Patient Discharges**



**Average Length of Stay**



**Average Billed Charges**



County / Hospital	2005			2006			2007			2008			2009		
	Cases	Avg LOS	Avg Bill	Cases	Avg LOS	Avg Bill	Cases	Avg LOS	Avg Bill	Cases	Avg LOS	Avg Bill	Cases	Avg LOS	Avg Bill
<b>CLARK</b>															
Centennial Hills	0	0.00	\$0	0	0.00	\$0	0	0.00	\$0	186	2.65	\$25,913	170	2.45	\$27,143
Desert Springs	347	3.11	\$20,168	348	2.74	\$20,953	287	3.07	\$26,604	334	2.95	\$27,100	310	3.13	\$28,773
Mountain View	309	3.23	\$22,934	305	3.07	\$23,647	263	2.81	\$25,976	260	2.75	\$27,661	284	3.08	\$32,308
North Vista	85	3.86	\$31,313	80	3.14	\$29,113	99	4.19	\$32,893	91	3.38	\$36,634	125	3.58	\$36,205
St. Rose-Rose de Lima	139	3.19	\$22,851	145	3.12	\$25,282	138	2.63	\$25,627	149	3.54	\$29,196	155	3.03	\$27,881
St. Rose-San Martin	0	0.00	\$0	6	1.17	\$17,980	63	2.60	\$24,061	122	2.95	\$25,815	159	3.01	\$23,433
St. Rose-Siena	252	2.49	\$18,770	282	2.51	\$22,255	299	2.66	\$24,276	262	3.08	\$26,476	334	2.98	\$27,408
Southern Hills	109	3.32	\$19,834	75	2.68	\$19,823	83	3.36	\$24,590	71	2.25	\$20,856	66	2.88	\$28,971
Spring Valley	181	2.94	\$21,922	218	3.02	\$24,366	202	2.86	\$25,907	257	2.67	\$25,921	225	2.64	\$29,674
Summerlin	270	2.97	\$23,929	258	3.06	\$25,787	276	3.14	\$28,802	280	3.21	\$29,974	300	2.81	\$32,729
Sunrise	356	3.46	\$26,321	374	3.43	\$29,028	342	3.06	\$27,568	331	3.50	\$30,821	329	3.58	\$36,403
UMC	330	3.43	\$19,671	280	3.13	\$18,867	275	3.09	\$25,675	252	2.93	\$23,318	262	2.52	\$23,974
Valley	234	3.35	\$23,117	276	3.11	\$21,981	301	3.28	\$28,902	364	3.16	\$28,382	310	3.25	\$30,112
<b>TOTAL</b>	<b>2,612</b>	<b>3.18</b>	<b>\$22,402</b>	<b>2,647</b>	<b>3.01</b>	<b>\$23,627</b>	<b>2,628</b>	<b>3.03</b>	<b>\$26,806</b>	<b>2,959</b>	<b>3.04</b>	<b>\$27,637</b>	<b>3,029</b>	<b>3.01</b>	<b>\$29,857</b>
<b>WASHOE</b>															
Carson Tahoe	173	2.50	\$12,770	242	2.62	\$16,582	237	2.49	\$16,155	249	2.66	\$17,152	243	2.59	\$17,172
Northern Nevada	43	3.95	\$19,277	42	2.40	\$18,534	43	2.88	\$23,417	67	2.52	\$20,676	55	3.07	\$23,198
Renown Regional	265	2.86	\$16,704	267	2.63	\$15,946	283	2.88	\$17,990	317	3.51	\$23,202	323	3.99	\$25,420
Renown S. Meadows	41	2.93	\$16,286	70	2.21	\$12,771	49	2.29	\$13,299	70	2.69	\$18,369	54	2.41	\$19,333
Saint Mary's	180	2.26	\$11,318	246	2.63	\$12,760	250	2.60	\$12,519	223	2.78	\$15,641	230	2.63	\$16,250
Sierra Surgery	0	0.00	\$0	0	0.00	\$0	0	0.00	\$0	0	0.00	\$0	0	0.00	\$0
<b>TOTAL</b>	<b>702</b>	<b>2.69</b>	<b>\$14,487</b>	<b>867</b>	<b>2.58</b>	<b>\$15,089</b>	<b>862</b>	<b>2.66</b>	<b>\$15,903</b>	<b>926</b>	<b>2.97</b>	<b>\$19,206</b>	<b>905</b>	<b>3.12</b>	<b>\$20,376</b>
<b>RURAL</b>															
Battle Mountain	2	1.00	\$1,672	0	0.00	\$0	3	2.00	\$4,051	2	10.00	\$8,373	0	0.00	\$0
Boulder City	32	2.25	\$9,219	26	3.15	\$8,629	40	2.58	\$6,360	28	2.21	\$6,854	27	3.44	\$9,685
Carson Valley	16	2.69	\$13,660	27	1.74	\$11,444	27	3.15	\$20,249	28	2.64	\$20,674	18	2.61	\$20,218
Churchill	33	3.00	\$13,677	44	2.45	\$12,799	39	2.74	\$13,031	35	2.83	\$14,805	34	3.12	\$16,869
Desert View	0	0.00	\$0	0	0.00	\$0	0	0.00	\$0	17	1.71	\$8,143	55	2.13	\$12,189
Grover C. Dils	2	2.00	\$5,518	6	2.67	\$5,748	11	2.00	\$4,498	5	2.00	\$5,789	2	2.00	\$5,053
Humboldt	2	5.50	\$8,777	4	1.75	\$4,528	3	1.67	\$4,838	5	2.20	\$6,984	12	6.50	\$18,715
Incline Village	0	0.00	\$0	1	1.00	\$6,900	0	0.00	\$0	0	0.00	\$0	0	0.00	\$0
Mesa View	29	2.17	\$9,774	25	1.64	\$8,798	17	1.71	\$10,318	22	1.59	\$7,388	26	1.31	\$7,026
Mount Grant	20	2.85	\$6,663	3	1.67	\$5,890	8	3.63	\$7,849	8	3.25	\$11,167	13	2.85	\$8,165
Northeastern	45	2.33	\$12,606	54	2.72	\$14,095	38	2.58	\$15,041	36	2.06	\$15,552	34	2.41	\$19,073
Nye	8	1.38	\$8,307	10	1.40	\$9,623	10	2.00	\$7,558	10	1.70	\$10,499	10	1.10	\$8,967
Pershing	5	2.20	\$6,915	6	1.50	\$3,640	6	2.33	\$7,872	2	2.00	\$11,508	4	2.75	\$9,891
South Lyon	8	2.00	\$3,883	11	1.82	\$3,643	10	1.30	\$3,856	7	2.29	\$7,944	8	1.25	\$5,039
William Bee Ririe	19	2.47	\$9,076	17	3.24	\$12,982	13	1.92	\$6,906	16	2.56	\$10,451	11	2.55	\$9,350
<b>TOTAL</b>	<b>221</b>	<b>2.45</b>	<b>\$10,341</b>	<b>234</b>	<b>2.36</b>	<b>\$10,827</b>	<b>225</b>	<b>2.47</b>	<b>\$10,873</b>	<b>221</b>	<b>2.34</b>	<b>\$12,084</b>	<b>254</b>	<b>2.59</b>	<b>\$13,046</b>
<b>ALL COUNTIES</b>	<b>3,535</b>	<b>3.04</b>	<b>\$20,076</b>	<b>3,748</b>	<b>2.87</b>	<b>\$20,853</b>	<b>3,715</b>	<b>2.91</b>	<b>\$23,311</b>	<b>4,106</b>	<b>2.99</b>	<b>\$24,898</b>	<b>4,188</b>	<b>3.01</b>	<b>\$26,789</b>

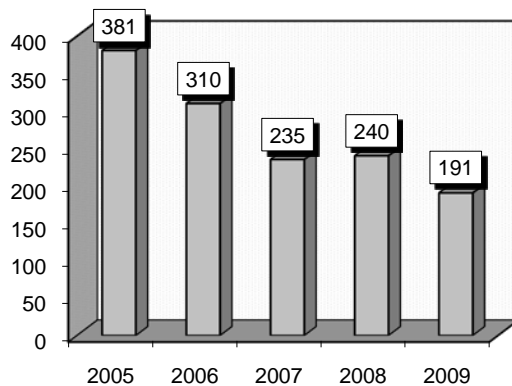
## ANGINA PECTORIS

**Associated Diagnoses:** Diagnoses that frequently accompanied angina pectoris were: 1) Intermediate coronary syndrome (4111), 2) Hypertension (4019), 3) Tobacco use disorder (3051), 4) Hyperlipidemia (2724), 5) Diabetes Mellitus II without mention of complication (25000), 6) Coronary atherosclerosis (41400).

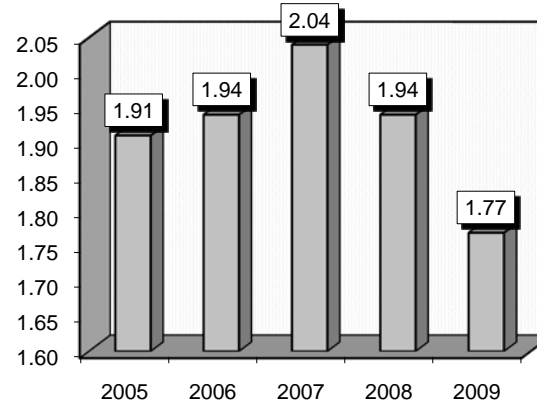
**Definitions:** **Chest pain:** A physical complaint that requires immediate diagnosis and evaluation. Chest pain can be a sign of cardiac disease, such as angina pectoris, myocardial infarction (AKA heart attack), pericarditis, or of pulmonary (lung) disease, such as pleurisy, pneumonia or pulmonary embolism or infarction. Use of illegal drugs such as cocaine may also cause chest pain. Less common, but also life-threatening conditions that cause chest pain include aortic dissection and pneumothorax. **Angina:** A spasmodic choking feeling at rest. **Hypertension:** Elevated blood pressure persistently exceeding 140/90. Essential hypertension, the most common kind, has no single identifiable cause. **Hyperlipidemia:** Elevated levels of lipids in the blood stream including cholesterol. **Diabetes mellitus:** A group of disorders in which the body is unable to competently process blood sugars leading to hyperglycemia. This can lead to a host of ailments including poor circulation, kidney disorders and blindness. **Hyperglycemia:** A condition in which an excessive amount of glucose circulates in the blood plasma. **Ischemia:** Localized tissue anemia due to obstruction of arterial blood flow. **Atherosclerosis:** Clogging, hardening and narrow of the arteries and blood vessels.

Gender	2005			2006			2007			2008			2009		
	Cases	Avg LOS	Avg Bill	Cases	Avg LOS	Avg Bill	Cases	Avg LOS	Avg Bill	Cases	Avg LOS	Avg Bill	Cases	Avg LOS	Avg Bill
Male	198	1.90	\$13,404	153	1.97	\$15,977	107	2.32	\$20,207	137	1.81	\$18,854	96	1.74	\$19,379
Female	183	1.93	\$14,248	157	1.90	\$15,119	128	1.81	\$17,027	103	2.12	\$18,176	95	1.81	\$17,108
Age Group	Cases	Avg LOS	Avg Bill	Cases	Avg LOS	Avg Bill	Cases	Avg LOS	Avg Bill	Cases	Avg LOS	Avg Bill	Cases	Avg LOS	Avg Bill
Ages 0-17	1	1.00	\$9,968	0	0.00	\$0	0	0.00	\$0	1	2.00	\$13,419	0	0.00	\$0
Ages 18-35	14	1.50	\$11,029	14	1.14	\$15,278	5	3.00	\$27,494	2	1.00	\$20,940	2	1.50	\$22,862
Ages 36-49	84	1.77	\$14,050	59	1.88	\$14,613	45	2.51	\$20,605	40	2.23	\$22,694	30	1.20	\$17,346
Ages 50-64	143	1.90	\$13,511	119	1.57	\$13,556	88	1.94	\$18,503	94	1.79	\$18,646	70	1.81	\$19,585
Ages 65+	139	2.06	\$14,278	118	2.42	\$18,043	97	1.87	\$16,998	103	1.99	\$16,888	89	1.94	\$17,400
<b>TOTAL</b>	<b>381</b>	<b>1.91</b>	<b>\$13,809</b>	<b>310</b>	<b>1.94</b>	<b>\$15,543</b>	<b>235</b>	<b>2.04</b>	<b>\$18,475</b>	<b>240</b>	<b>1.94</b>	<b>\$18,563</b>	<b>191</b>	<b>1.77</b>	<b>\$18,249</b>

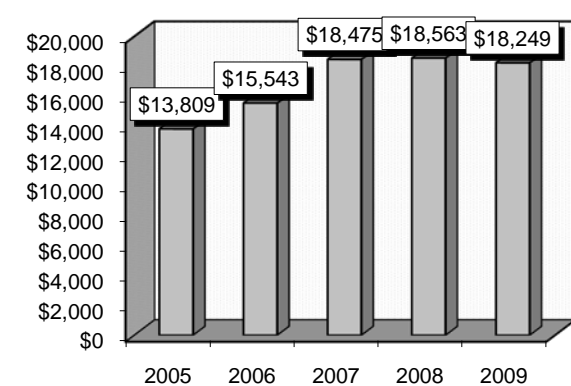
**Patient Discharges**



**Average Length of Stay**



**Average Billed Charges**



County / Hospital	2005			2006			2007			2008			2009		
	Cases	Avg LOS	Avg Bill	Cases	Avg LOS	Avg Bill	Cases	Avg LOS	Avg Bill	Cases	Avg LOS	Avg Bill	Cases	Avg LOS	Avg Bill
<b>CLARK</b>															
Centennial Hills	0	0.00	\$0	0	0.00	\$0	0	0.00	\$0	11	1.45	\$17,595	8	1.13	\$19,903
Desert Springs	34	1.76	\$13,983	20	1.60	\$14,235	23	1.61	\$20,981	18	2.00	\$23,021	13	1.46	\$22,027
Mountain View	29	2.03	\$13,967	29	2.17	\$17,670	5	1.60	\$17,059	1	4.00	\$31,871	2	2.00	\$33,145
North Vista	24	1.50	\$15,320	13	1.69	\$19,849	15	1.80	\$20,150	13	2.31	\$27,489	12	1.58	\$21,640
St. Rose-Rose de Lima	11	2.27	\$16,338	10	1.70	\$18,941	10	2.10	\$22,367	4	2.25	\$23,534	5	1.60	\$21,653
St. Rose-San Martin	0	0.00	\$0	2	1.00	\$16,996	2	2.00	\$24,879	8	2.13	\$19,061	2	1.50	\$17,131
St. Rose-Siena	13	1.31	\$14,822	10	1.80	\$20,869	8	1.13	\$18,076	9	1.44	\$18,724	8	1.38	\$20,579
Southern Hills	13	1.38	\$14,985	4	1.50	\$11,849	1	5.00	\$29,844	3	2.33	\$17,576	4	1.25	\$17,377
Spring Valley	25	1.96	\$18,092	20	1.85	\$18,694	7	2.29	\$21,712	13	3.23	\$29,278	12	1.42	\$18,961
Summerlin	15	1.87	\$16,836	11	2.73	\$23,371	12	3.83	\$30,842	3	2.67	\$27,724	1	1.00	\$12,757
Sunrise	16	2.38	\$19,925	14	2.43	\$27,944	15	1.87	\$24,397	27	2.44	\$29,946	9	1.78	\$25,844
UMC	53	2.51	\$12,533	55	1.80	\$13,391	23	2.43	\$19,853	10	2.30	\$21,088	4	2.50	\$32,497
Valley	30	1.87	\$14,821	17	2.18	\$14,335	19	3.16	\$27,639	22	1.59	\$15,559	20	2.45	\$25,659
<b>TOTAL</b>	<b>263</b>	<b>1.97</b>	<b>\$15,011</b>	<b>205</b>	<b>1.94</b>	<b>\$17,254</b>	<b>140</b>	<b>2.26</b>	<b>\$22,770</b>	<b>142</b>	<b>2.15</b>	<b>\$23,173</b>	<b>100</b>	<b>1.71</b>	<b>\$22,642</b>
<b>WASHOE</b>															
Carson Tahoe	6	1.67	\$11,868	6	1.50	\$12,898	4	1.00	\$11,660	9	2.22	\$13,837	3	3.33	\$29,008
Northern Nevada	9	2.67	\$20,323	4	2.00	\$15,900	3	1.33	\$14,513	2	1.00	\$16,723	3	1.33	\$14,628
Renown Regional	13	1.92	\$18,052	18	2.89	\$16,768	20	1.50	\$16,078	18	1.22	\$14,390	9	1.33	\$23,631
Renown S. Meadows	8	1.75	\$14,283	9	1.44	\$12,664	13	1.62	\$17,374	11	1.36	\$13,709	12	1.25	\$17,833
Saint Mary's	13	1.23	\$9,183	9	1.67	\$12,369	4	2.00	\$12,196	1	1.00	\$8,403	2	2.00	\$11,119
Sierra Surgery	0	0.00	\$0	0	0.00	\$0	0	0.00	\$0	0	0.00	\$0	0	0.00	\$0
<b>TOTAL</b>	<b>49</b>	<b>1.82</b>	<b>\$14,743</b>	<b>46</b>	<b>2.11</b>	<b>\$14,524</b>	<b>44</b>	<b>1.52</b>	<b>\$15,600</b>	<b>41</b>	<b>1.46</b>	<b>\$14,054</b>	<b>29</b>	<b>1.55</b>	<b>\$19,994</b>
<b>RURAL</b>															
Battle Mountain	0	0.00	\$0	0	0.00	\$0	0	0.00	\$0	0	0.00	\$0	0	0.00	\$0
Boulder City	7	3.57	\$10,564	2	1.00	\$3,267	3	1.67	\$2,481	5	2.20	\$6,303	3	2.00	\$9,048
Carson Valley	2	1.00	\$4,842	5	1.20	\$10,864	1	2.00	\$17,166	2	1.50	\$18,698	1	1.00	\$7,681
Churchill	11	1.55	\$10,002	19	2.05	\$12,044	10	1.60	\$12,242	20	1.70	\$11,796	13	1.38	\$11,187
Desert View	0	0.00	\$0	0	0.00	\$0	0	0.00	\$0	0	0.00	\$0	7	2.14	\$13,787
Grover C. Dils	0	0.00	\$0	1	2.00	\$3,481	0	0.00	\$0	0	0.00	\$0	0	0.00	\$0
Humboldt	0	0.00	\$0	1	1.00	\$3,341	1	4.00	\$10,745	1	3.00	\$11,950	1	1.00	\$2,225
Incline Village	0	0.00	\$0	0	0.00	\$0	0	0.00	\$0	0	0.00	\$0	0	0.00	\$0
Mesa View	9	1.00	\$5,438	6	1.67	\$9,414	1	1.00	\$7,242	0	0.00	\$0	3	1.67	\$8,203
Mount Grant	1	1.00	\$1,713	2	1.50	\$4,986	9	1.89	\$4,942	4	2.00	\$7,286	15	1.80	\$4,852
Northeastern	13	1.69	\$11,230	10	2.30	\$14,757	3	2.00	\$24,290	1	1.00	\$9,072	3	2.67	\$30,143
Nye	16	1.50	\$7,824	10	1.60	\$8,854	12	1.50	\$8,726	11	1.36	\$9,451	7	1.86	\$11,130
Pershing	0	0.00	\$0	0	0.00	\$0	2	1.50	\$3,161	0	0.00	\$0	0	0.00	\$0
South Lyon	2	1.00	\$3,122	0	0.00	\$0	0	0.00	\$0	4	1.25	\$5,863	2	6.50	\$3,124
William Bee Ririe	8	2.38	\$8,657	3	1.33	\$4,663	9	2.67	\$8,233	9	2.22	\$11,787	7	2.29	\$12,943
<b>TOTAL</b>	<b>69</b>	<b>1.75</b>	<b>\$8,565</b>	<b>59</b>	<b>1.80</b>	<b>\$10,391</b>	<b>51</b>	<b>1.88</b>	<b>\$9,166</b>	<b>57</b>	<b>1.75</b>	<b>\$10,324</b>	<b>62</b>	<b>1.98</b>	<b>\$10,348</b>
<b>ALL COUNTIES</b>	<b>381</b>	<b>1.91</b>	<b>\$13,809</b>	<b>310</b>	<b>1.94</b>	<b>\$15,543</b>	<b>235</b>	<b>2.04</b>	<b>\$18,475</b>	<b>240</b>	<b>1.94</b>	<b>\$18,563</b>	<b>191</b>	<b>1.77</b>	<b>\$18,249</b>

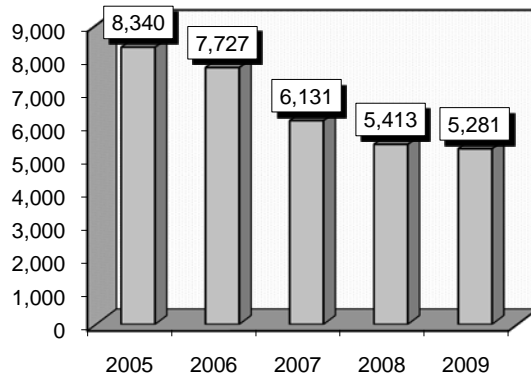
## CHEST PAIN

**Associated Diagnoses:** Diagnoses that frequently accompanied chest pain were: 1) Hypertension (4019), 2) Tobacco use disorder (3051), 3) Hyperlipidemia (2724), 4) Diabetes Mellitus II without mention of complication (25000), 5) Chronic ischemic heart disease of the native coronary artery (41401).

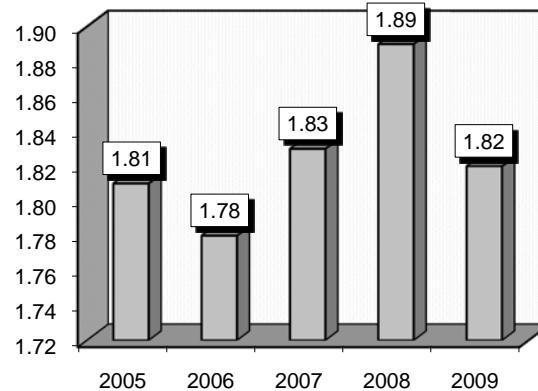
**Definitions: Chest pain:** A physical complaint that requires immediate diagnosis and evaluation. Chest pain can be a sign of cardiac disease, such as angina pectoris, myocardial infarction (AKA heart attack), pericarditis, or of pulmonary (lung) disease, such as pleurisy, pneumonia or pulmonary embolism or infarction. Use of illegal drugs such as cocaine may also cause chest pain. Less common, but also life-threatening conditions that cause chest pain include aortic dissection and pneumothorax. **Angina:** A spasmodic choking feeling at rest. **Aortic dissection:** A localized dilation of the aorta, characterized by longitudinal separation of the outer and middle layers of the vascular wall. **Hypertension:** Elevated blood pressure persistently exceeding 140/90. Essential hypertension, the most common kind, has no single identifiable cause. **Hyperlipidemia:** Elevated levels of lipids in the blood stream including cholesterol. **Diabetes mellitus:** A group of disorders in which the body is unable to competently process blood sugars leading to hyperglycemia. This can lead to a host of ailments including poor circulation, kidney disorders and blindness. **Hyperglycemia:** A condition in which an excessive amount of glucose circulates in the blood plasma. **Ischemia:** Localized tissue anemia due to obstruction of arterial blood flow.

Gender	2005			2006			2007			2008			2009		
	Cases	Avg LOS	Avg Bill	Cases	Avg LOS	Avg Bill	Cases	Avg LOS	Avg Bill	Cases	Avg LOS	Avg Bill	Cases	Avg LOS	Avg Bill
Male	4,030	1.73	\$14,267	3,601	1.79	\$15,821	3,003	1.83	\$18,596	2,575	1.86	\$20,676	2,472	1.82	\$21,743
Female	4,310	1.89	\$14,834	4,126	1.77	\$16,331	3,128	1.83	\$19,860	2,838	1.92	\$20,762	2,809	1.82	\$23,005
Age Group	Cases	Avg LOS	Avg Bill	Cases	Avg LOS	Avg Bill	Cases	Avg LOS	Avg Bill	Cases	Avg LOS	Avg Bill	Cases	Avg LOS	Avg Bill
Ages 0-17	7	1.57	\$9,115	11	1.64	\$13,692	10	1.50	\$6,265	12	1.33	\$10,192	1	1.00	\$8,101
Ages 18-35	592	1.66	\$13,234	493	1.58	\$15,316	411	1.70	\$18,498	332	1.75	\$20,555	273	1.67	\$22,903
Ages 36-49	2,550	1.85	\$14,247	2,232	1.69	\$15,910	1,659	1.73	\$19,197	1,417	1.80	\$20,919	1,334	1.83	\$22,643
Ages 50-64	3,003	1.74	\$14,559	2,773	1.76	\$15,883	2,194	1.88	\$19,509	1,922	1.83	\$20,921	1,867	1.86	\$22,649
Ages 65+	2,188	1.92	\$15,303	2,218	1.94	\$16,727	1,857	1.89	\$19,199	1,730	2.07	\$20,441	1,806	1.79	\$21,936
<b>TOTAL</b>	<b>8,340</b>	<b>1.81</b>	<b>\$14,560</b>	<b>7,727</b>	<b>1.78</b>	<b>\$16,094</b>	<b>6,131</b>	<b>1.83</b>	<b>\$19,241</b>	<b>5,413</b>	<b>1.89</b>	<b>\$20,721</b>	<b>5,281</b>	<b>1.82</b>	<b>\$22,414</b>

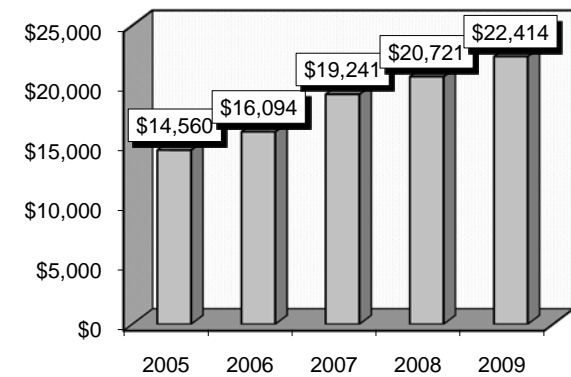
**Patient Discharges**



**Average Length of Stay**



**Average Billed Charges**





County / Hospital	2005			2006			2007			2008			2009		
	Cases	Avg LOS	Avg Bill	Cases	Avg LOS	Avg Bill	Cases	Avg LOS	Avg Bill	Cases	Avg LOS	Avg Bill	Cases	Avg LOS	Avg Bill
<b>CLARK</b>															
Centennial Hills	0	0.00	\$0	0	0.00	\$0	0	0.00	\$0	277	1.68	\$22,367	417	1.59	\$22,867
Desert Springs	863	1.90	\$15,453	601	2.05	\$17,816	568	2.01	\$21,429	505	1.95	\$24,186	516	1.97	\$25,217
Mountain View	586	1.79	\$14,675	634	1.79	\$17,022	309	1.66	\$18,788	249	1.80	\$21,126	339	2.01	\$26,395
North Vista	291	1.73	\$18,921	273	1.66	\$19,557	268	1.97	\$22,136	251	1.96	\$22,730	181	1.85	\$24,837
St. Rose-Rose de Lima	341	1.65	\$15,664	319	1.50	\$17,007	324	1.72	\$21,163	221	1.82	\$20,912	153	2.10	\$22,446
St. Rose-San Martin	0	0.00	\$0	19	2.21	\$21,107	135	1.69	\$19,192	142	1.90	\$19,300	122	1.93	\$23,023
St. Rose-Siena	538	1.45	\$14,935	398	1.47	\$17,968	319	1.53	\$20,826	171	1.77	\$20,908	166	1.67	\$20,951
Southern Hills	237	1.65	\$16,996	293	1.73	\$16,703	217	1.53	\$16,452	108	1.47	\$17,537	106	1.42	\$19,218
Spring Valley	646	1.65	\$16,273	546	1.80	\$19,021	390	1.87	\$21,215	530	1.62	\$21,692	451	1.68	\$25,472
Summerlin	694	2.16	\$17,096	700	1.56	\$17,365	347	1.85	\$24,001	370	1.62	\$22,201	364	1.68	\$24,819
Sunrise	390	1.92	\$19,655	466	2.01	\$23,315	390	2.42	\$28,017	411	2.20	\$27,860	285	2.40	\$32,008
UMC	1,663	2.04	\$11,613	1,332	1.94	\$12,327	920	1.93	\$17,780	542	1.96	\$19,881	535	1.85	\$21,140
Valley	852	2.01	\$14,710	682	2.18	\$17,099	643	2.11	\$19,264	595	2.04	\$19,605	634	1.93	\$22,004
<b>TOTAL</b>	<b>7,101</b>	<b>1.88</b>	<b>\$15,031</b>	<b>6,263</b>	<b>1.84</b>	<b>\$16,956</b>	<b>4,830</b>	<b>1.91</b>	<b>\$20,672</b>	<b>4,372</b>	<b>1.87</b>	<b>\$21,914</b>	<b>4,269</b>	<b>1.86</b>	<b>\$24,044</b>
<b>WASHOE</b>															
Carson Tahoe	184	1.33	\$10,779	224	1.46	\$13,765	213	1.41	\$13,561	155	1.48	\$14,257	139	1.53	\$15,171
Northern Nevada	24	1.25	\$15,000	26	2.15	\$19,066	50	1.50	\$17,522	66	1.33	\$17,930	23	1.43	\$18,967
Renown Regional	397	1.48	\$14,625	463	1.66	\$14,862	492	1.56	\$16,368	416	1.78	\$18,907	361	1.80	\$20,296
Renown S. Meadows	71	1.34	\$13,259	78	1.42	\$12,629	86	1.42	\$15,796	61	1.56	\$18,892	60	1.38	\$19,226
Saint Mary's	220	1.45	\$11,019	229	1.42	\$11,394	137	1.53	\$11,630	103	1.66	\$13,905	74	1.84	\$15,406
Sierra Surgery	0	0.00	\$0	0	0.00	\$0	0	0.00	\$0	0	0.00	\$0	0	0.00	\$0
<b>TOTAL</b>	<b>896</b>	<b>1.42</b>	<b>\$12,851</b>	<b>1,020</b>	<b>1.56</b>	<b>\$13,779</b>	<b>978</b>	<b>1.51</b>	<b>\$15,102</b>	<b>801</b>	<b>1.65</b>	<b>\$17,282</b>	<b>657</b>	<b>1.70</b>	<b>\$18,517</b>
<b>RURAL</b>															
Battle Mountain	1	1.00	\$2,358	0	0.00	\$0	2	2.00	\$2,358	1	1.00	\$5,941	2	1.00	\$6,566
Boulder City	30	1.53	\$8,748	37	2.08	\$6,912	39	1.74	\$9,040	35	11.94	\$5,361	22	1.91	\$8,772
Carson Valley	49	1.45	\$10,289	107	1.40	\$10,764	55	1.62	\$14,752	22	1.86	\$17,496	7	1.00	\$9,616
Churchill	65	1.74	\$11,892	59	1.64	\$10,179	86	1.76	\$11,456	76	1.57	\$12,076	87	1.98	\$13,208
Desert View	0	0.00	\$0	0	0.00	\$0	0	0.00	\$0	23	1.43	\$7,028	107	1.51	\$10,139
Grover C. Dils	1	2.00	\$5,685	3	1.67	\$4,518	1	1.00	\$6,988	0	0.00	\$0	0	0.00	\$0
Humboldt	3	1.33	\$4,300	0	0.00	\$0	1	1.00	\$872	10	3.30	\$10,402	11	1.73	\$6,505
Incline Village	0	0.00	\$0	0	0.00	\$0	0	0.00	\$0	0	0.00	\$0	0	0.00	\$0
Mesa View	16	1.50	\$8,344	19	1.26	\$7,967	8	1.25	\$7,730	9	1.22	\$6,104	75	1.09	\$6,971
Mount Grant	4	2.00	\$8,315	1	8.00	\$14,836	8	1.63	\$3,044	5	2.20	\$7,022	15	2.00	\$5,057
Northeastern	134	1.37	\$9,370	165	1.43	\$9,987	85	1.26	\$10,351	38	1.47	\$12,087	17	1.71	\$16,300
Nye	11	1.00	\$6,734	12	1.08	\$7,048	8	1.25	\$8,420	2	1.00	\$9,864	4	1.00	\$5,650
Pershing	0	0.00	\$0	8	1.25	\$4,696	2	1.00	\$8,256	0	0.00	\$0	0	0.00	\$0
South Lyon	9	1.78	\$3,503	14	1.14	\$3,264	5	2.40	\$4,615	0	0.00	\$0	0	0.00	\$0
William Bee Ririe	20	1.65	\$4,814	19	1.63	\$5,377	23	1.65	\$5,193	19	1.74	\$9,431	8	1.50	\$10,207
<b>TOTAL</b>	<b>343</b>	<b>1.49</b>	<b>\$9,285</b>	<b>444</b>	<b>1.50</b>	<b>\$9,247</b>	<b>323</b>	<b>1.57</b>	<b>\$10,384</b>	<b>240</b>	<b>3.16</b>	<b>\$10,459</b>	<b>355</b>	<b>1.58</b>	<b>\$10,025</b>
<b>ALL COUNTIES</b>	<b>8,340</b>	<b>1.81</b>	<b>\$14,560</b>	<b>7,727</b>	<b>1.78</b>	<b>\$16,094</b>	<b>6,131</b>	<b>1.83</b>	<b>\$19,241</b>	<b>5,413</b>	<b>1.89</b>	<b>\$20,721</b>	<b>5,281</b>	<b>1.82</b>	<b>\$22,414</b>

## RECTAL RESECTION

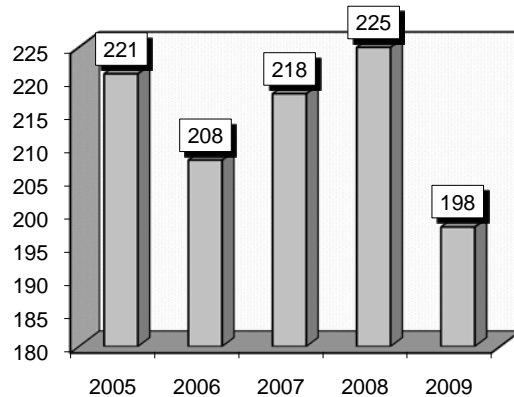
**Associated Procedures:** Procedures that frequently accompanied rectal resection were: 1) Proctosigmoidoscopy (4821-3), 2) Transfusion of packed cells (9904), 3) Anterior resection of rectum with synchronous colostomy (4862), 4) Incidental appendectomy (4719), 5) Other Lysis of peritoneal adhesions (5459), 6) Closure of stoma of large intestine (4652).

**Definitions: Resection:** A surgical removal of tissue. **Proctosigmoidoscopy:** An examination of the rectum and the lower part of the colon using a thin, lighted instrument called a sigmoidoscope. **Transfusion:** A replacement of bodily fluids or cells. **Anterior:** Anatomical term referring to the front of the body. **Colostomy:** The surgical creation of an opening between the colon and the surface of the body. Part of the colon is brought out onto the abdomen to create a stoma. A bag is placed over this to collect waste material. **Stoma:** A surgically created opening in an organ. **Lysis:** The breakdown of a cell caused by damage to its plasma (outer) membrane. Lysis can be caused by chemical or physical action. **Peritoneum:** The tissue that lines the abdominal wall and pelvic cavity.

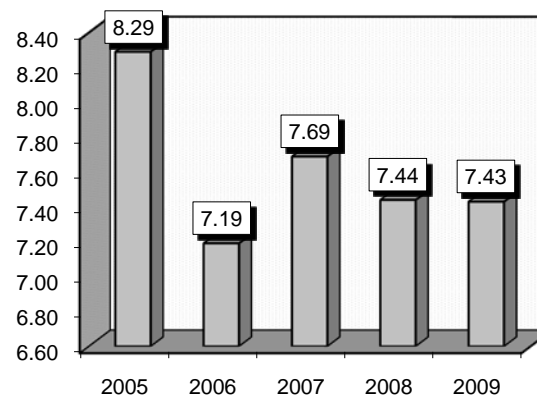
**Comments:** Rectal resections are performed to repair damage caused to the rectum by diseases of the lower intestinal tract.

Gender	2005			2006			2007			2008			2009		
	Cases	Avg LOS	Avg Bill	Cases	Avg LOS	Avg Bill	Cases	Avg LOS	Avg Bill	Cases	Avg LOS	Avg Bill	Cases	Avg LOS	Avg Bill
Male	124	9.17	\$67,544	104	7.22	\$54,825	113	8.26	\$71,239	107	8.36	\$74,733	115	7.47	\$71,730
Female	97	7.18	\$49,228	104	7.16	\$52,599	105	7.09	\$60,114	118	6.60	\$58,952	83	7.39	\$73,131
Age Group	Cases	Avg LOS	Avg Bill	Cases	Avg LOS	Avg Bill	Cases	Avg LOS	Avg Bill	Cases	Avg LOS	Avg Bill	Cases	Avg LOS	Avg Bill
Ages 0-17	9	4.67	\$29,792	5	4.80	\$28,133	9	5.11	\$32,818	14	4.57	\$39,090	12	9.17	\$69,598
Ages 18-35	3	5.67	\$39,543	2	6.00	\$60,108	4	8.25	\$67,059	3	7.00	\$81,180	3	7.67	\$76,278
Ages 36-49	28	8.04	\$61,689	18	8.33	\$58,280	25	6.80	\$56,521	24	8.00	\$76,359	24	7.96	\$81,073
Ages 50-64	80	7.99	\$52,195	88	6.51	\$48,450	65	6.77	\$59,236	66	6.56	\$54,591	50	7.28	\$74,002
Ages 65+	101	9.01	\$67,930	95	7.76	\$58,932	115	8.59	\$74,217	118	8.17	\$73,953	109	7.19	\$69,808
<b>TOTAL</b>	<b>221</b>	<b>8.29</b>	<b>\$59,505</b>	<b>208</b>	<b>7.19</b>	<b>\$53,712</b>	<b>218</b>	<b>7.69</b>	<b>\$65,881</b>	<b>225</b>	<b>7.44</b>	<b>\$66,457</b>	<b>198</b>	<b>7.43</b>	<b>\$72,318</b>

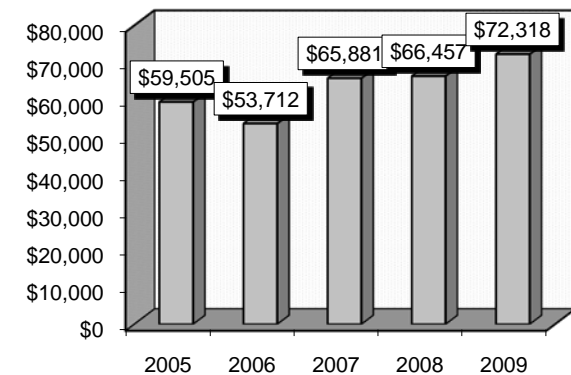
**Patient Discharges**



**Average Length of Stay**



**Average Billed Charges**



County / Hospital	2005			2006			2007			2008			2009		
	Cases	Avg LOS	Avg Bill	Cases	Avg LOS	Avg Bill	Cases	Avg LOS	Avg Bill	Cases	Avg LOS	Avg Bill	Cases	Avg LOS	Avg Bill
<b>CLARK</b>															
Centennial Hills	0	0.00	\$0	0	0.00	\$0	0	0.00	\$0	2	12.50	\$125,479	2	6.00	\$72,028
Desert Springs	6	7.33	\$49,588	3	5.67	\$46,167	9	12.33	\$130,807	8	8.50	\$87,344	6	7.17	\$75,766
Mountain View	26	7.65	\$59,877	24	6.33	\$48,008	15	8.13	\$68,471	9	8.22	\$81,289	14	7.86	\$75,887
North Vista	2	8.00	\$62,206	0	0.00	\$0	2	14.50	\$178,079	0	0.00	\$0	0	0.00	\$0
St. Rose-Rose de Lima	0	0.00	\$0	6	7.67	\$64,234	2	10.00	\$75,122	3	9.00	\$76,682	2	8.00	\$62,104
St. Rose-San Martin	0	0.00	\$0	0	0.00	\$0	6	7.00	\$60,375	5	6.80	\$68,734	2	11.50	\$88,645
St. Rose-Siena	13	11.15	\$82,663	17	6.12	\$54,078	8	6.38	\$54,876	18	9.06	\$82,195	18	8.28	\$83,103
Southern Hills	3	10.00	\$51,707	2	12.00	\$74,457	5	8.40	\$66,857	6	6.50	\$60,404	4	8.50	\$99,525
Spring Valley	2	7.00	\$62,092	6	9.17	\$65,725	6	14.67	\$177,924	16	6.75	\$65,247	13	6.69	\$82,853
Summerlin	13	11.31	\$105,240	18	7.28	\$73,107	15	9.80	\$96,213	8	5.88	\$54,709	22	6.59	\$75,412
Sunrise	46	6.35	\$45,319	40	6.65	\$56,530	19	7.05	\$66,600	25	6.76	\$72,357	19	7.68	\$74,486
UMC	14	11.79	\$77,045	15	5.73	\$48,367	18	7.06	\$67,413	16	8.63	\$100,775	14	9.00	\$115,115
Valley	12	8.33	\$81,110	9	12.11	\$76,767	31	8.29	\$73,640	15	8.00	\$83,334	15	5.13	\$72,542
<b>TOTAL</b>	<b>137</b>	<b>8.41</b>	<b>\$64,507</b>	<b>140</b>	<b>7.07</b>	<b>\$58,087</b>	<b>136</b>	<b>8.60</b>	<b>\$81,755</b>	<b>131</b>	<b>7.73</b>	<b>\$78,244</b>	<b>131</b>	<b>7.39</b>	<b>\$81,738</b>
<b>WASHOE</b>															
Carson Tahoe	14	6.00	\$50,236	2	4.50	\$41,217	7	4.86	\$45,317	11	8.09	\$71,003	6	5.33	\$57,386
Northern Nevada	0	0.00	\$0	1	10.00	\$74,806	1	6.00	\$74,689	1	10.00	\$95,354	1	8.00	\$96,837
Renown Regional	46	8.35	\$46,738	32	8.59	\$41,946	35	6.77	\$34,673	38	8.00	\$45,148	40	6.35	\$40,760
Renown S. Meadows	1	15.00	\$53,847	0	0.00	\$0	2	3.50	\$32,993	3	5.33	\$37,572	0	0.00	\$0
Saint Mary's	18	8.72	\$66,962	26	7.00	\$51,354	25	6.12	\$44,681	27	6.56	\$54,507	18	11.11	\$79,804
Sierra Surgery	0	0.00	\$0	5	3.20	\$25,684	5	3.00	\$26,790	9	3.33	\$29,047	1	4.00	\$35,327
<b>TOTAL</b>	<b>79</b>	<b>8.10</b>	<b>\$52,056</b>	<b>66</b>	<b>7.45</b>	<b>\$44,896</b>	<b>75</b>	<b>6.03</b>	<b>\$38,966</b>	<b>89</b>	<b>7.03</b>	<b>\$49,863</b>	<b>66</b>	<b>7.55</b>	<b>\$53,687</b>
<b>RURAL</b>															
Battle Mountain	0	0.00	\$0	0	0.00	\$0	0	0.00	\$0	0	0.00	\$0	0	0.00	\$0
Boulder City	1	11.00	\$49,432	0	0.00	\$0	1	6.00	\$18,845	0	0.00	\$0	0	0.00	\$0
Carson Valley	0	0.00	\$0	0	0.00	\$0	0	0.00	\$0	0	0.00	\$0	0	0.00	\$0
Churchill	4	7.50	\$37,821	1	4.00	\$25,756	3	8.67	\$56,106	4	7.50	\$49,100	1	6.00	\$67,903
Desert View	0	0.00	\$0	0	0.00	\$0	0	0.00	\$0	0	0.00	\$0	0	0.00	\$0
Grover C. Dils	0	0.00	\$0	0	0.00	\$0	0	0.00	\$0	0	0.00	\$0	0	0.00	\$0
Humboldt	0	0.00	\$0	0	0.00	\$0	1	9.00	\$34,257	0	0.00	\$0	0	0.00	\$0
Incline Village	0	0.00	\$0	0	0.00	\$0	0	0.00	\$0	0	0.00	\$0	0	0.00	\$0
Mesa View	0	0.00	\$0	0	0.00	\$0	0	0.00	\$0	1	6.00	\$68,665	0	0.00	\$0
Mount Grant	0	0.00	\$0	0	0.00	\$0	0	0.00	\$0	0	0.00	\$0	0	0.00	\$0
Northeastern	0	0.00	\$0	1	10.00	\$51,011	2	7.00	\$49,723	0	0.00	\$0	0	0.00	\$0
Nye	0	0.00	\$0	0	0.00	\$0	0	0.00	\$0	0	0.00	\$0	0	0.00	\$0
Pershing	0	0.00	\$0	0	0.00	\$0	0	0.00	\$0	0	0.00	\$0	0	0.00	\$0
South Lyon	0	0.00	\$0	0	0.00	\$0	0	0.00	\$0	0	0.00	\$0	0	0.00	\$0
William Bee Ririe	0	0.00	\$0	0	0.00	\$0	0	0.00	\$0	0	0.00	\$0	0	0.00	\$0
<b>TOTAL</b>	<b>5</b>	<b>8.20</b>	<b>\$40,143</b>	<b>2</b>	<b>7.00</b>	<b>\$38,383</b>	<b>7</b>	<b>7.86</b>	<b>\$45,838</b>	<b>5</b>	<b>7.20</b>	<b>\$53,013</b>	<b>1</b>	<b>6.00</b>	<b>\$67,903</b>
<b>ALL COUNTIES</b>	<b>221</b>	<b>8.29</b>	<b>\$59,505</b>	<b>208</b>	<b>7.19</b>	<b>\$53,712</b>	<b>218</b>	<b>7.69</b>	<b>\$65,881</b>	<b>225</b>	<b>7.44</b>	<b>\$66,457</b>	<b>198</b>	<b>7.43</b>	<b>\$72,318</b>

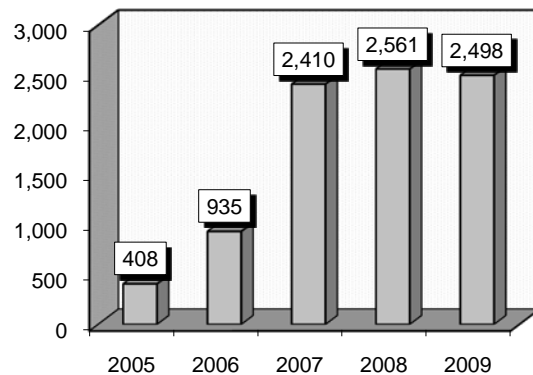
## MAJOR SMALL & LARGE BOWEL PROCEDURES

**Associated Procedures:** Procedures that frequently accompanied major small and large bowel procedures were: 1) Sigmoidectomy (4576), 2) Hemicolectomy (4573,5), 3) Partial excision of large intestine (4579), 4) Partial resection of small intestine (4562), 5) Other Lysis of peritoneal adhesions (5459), 6) Parenteral infusion of concentrated nutritional substances (9915), 7) Transfusion of packed cells (9904), 8) Colostomy (461), 9) Large-to-Large intestinal anastomosis (4594).

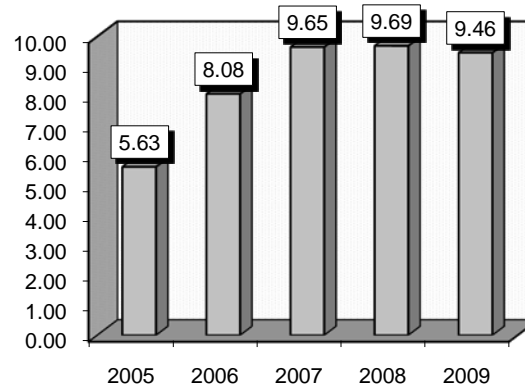
**Definitions:** **Sigmoidectomy:** Surgical removal of part or all of the sigmoid colon (usually to remove a malignant tumor). **Sigmoid colon:** Portion of the large intestine between the descending colon and the rectum. **Hemicolectomy:** Surgical removal of about half of the right side of the colon with subsequent joining of the remaining colon. **Excision:** Surgical removal of a part of the body, including cancerous growth. **Resection:** A surgical removal of tissue. **Colostomy:** The surgical creation of an opening between the colon and the surface of the body. Part of the colon is brought out onto the abdomen to create a stoma. A bag is placed over this to collect waste material. **Stoma:** A surgically created opening in an organ. **Lysis:** The breakdown of a cell caused by damage to its plasma (outer) membrane. Lysis can be caused by chemical or physical action. **Peritoneum:** The tissue that lines the abdominal wall and pelvic cavity. **Anastomosis:** An operation to connect two body parts. An example is an operation in which a part of the colon is removed and the two remaining ends are rejoined.

Gender	2005			2006			2007			2008			2009		
	Cases	Avg LOS	Avg Bill	Cases	Avg LOS	Avg Bill	Cases	Avg LOS	Avg Bill	Cases	Avg LOS	Avg Bill	Cases	Avg LOS	Avg Bill
Male	182	5.58	\$37,767	410	8.09	\$70,864	1,143	9.67	\$92,142	1,233	9.65	\$100,504	1,215	9.78	\$109,601
Female	226	5.68	\$37,568	525	8.07	\$67,298	1,267	9.63	\$88,690	1,328	9.73	\$96,266	1,283	9.15	\$98,849
Age Group	Cases	Avg LOS	Avg Bill	Cases	Avg LOS	Avg Bill	Cases	Avg LOS	Avg Bill	Cases	Avg LOS	Avg Bill	Cases	Avg LOS	Avg Bill
Ages 0-17	24	4.96	\$30,166	34	8.50	\$55,273	74	10.86	\$82,354	79	12.58	\$113,091	60	9.92	\$97,555
Ages 18-35	45	5.96	\$41,434	63	6.89	\$56,717	156	8.90	\$77,843	152	8.88	\$89,302	153	7.61	\$80,143
Ages 36-49	91	5.66	\$38,969	131	6.57	\$54,730	383	9.33	\$82,696	358	8.22	\$80,742	344	8.41	\$93,713
Ages 50-64	124	5.48	\$37,061	329	7.81	\$64,451	719	9.03	\$83,775	779	8.95	\$88,630	743	9.43	\$103,601
Ages 65+	124	5.77	\$37,369	378	9.00	\$80,845	1,078	10.20	\$99,762	1,193	10.53	\$110,064	1,198	9.98	\$110,735
<b>TOTAL</b>	<b>408</b>	<b>5.63</b>	<b>\$37,657</b>	<b>935</b>	<b>8.08</b>	<b>\$68,862</b>	<b>2,410</b>	<b>9.65</b>	<b>\$90,327</b>	<b>2,561</b>	<b>9.69</b>	<b>\$98,306</b>	<b>2,498</b>	<b>9.46</b>	<b>\$104,079</b>

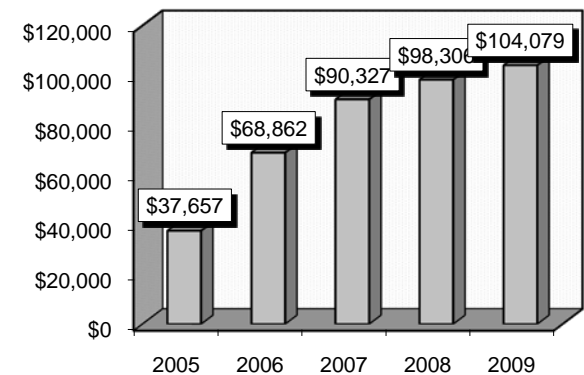
**Patient Discharges**



**Average Length of Stay**



**Average Billed Charges**



County / Hospital	2005			2006			2007			2008			2009		
	Cases	Avg LOS	Avg Bill	Cases	Avg LOS	Avg Bill	Cases	Avg LOS	Avg Bill	Cases	Avg LOS	Avg Bill	Cases	Avg LOS	Avg Bill
<b>CLARK</b>															
Centennial Hills	0	0.00	\$0	0	0.00	\$0	0	0.00	\$0	67	9.91	\$112,470	60	11.45	\$143,351
Desert Springs	28	6.29	\$41,665	52	9.35	\$77,882	199	10.77	\$110,054	150	11.73	\$139,560	129	10.79	\$136,482
Mountain View	33	5.12	\$35,988	79	7.09	\$61,333	158	9.13	\$94,639	163	10.59	\$116,093	138	11.43	\$130,113
North Vista	7	4.00	\$38,038	19	7.95	\$87,283	41	8.85	\$116,952	40	13.22	\$196,902	30	11.00	\$160,401
St. Rose-Rose de Lima	5	4.20	\$34,523	24	10.63	\$99,333	65	11.40	\$118,071	66	12.52	\$129,095	80	11.89	\$130,472
St. Rose-San Martin	0	0.00	\$0	1	22.00	\$372,327	66	7.58	\$79,327	78	9.42	\$106,354	72	10.99	\$103,098
St. Rose-Siena	16	5.06	\$35,282	44	8.23	\$88,738	172	9.48	\$98,939	166	10.49	\$97,950	204	9.29	\$101,355
Southern Hills	11	5.27	\$29,044	31	7.87	\$56,847	68	7.65	\$66,833	78	10.18	\$103,950	75	9.17	\$90,091
Spring Valley	7	6.00	\$44,890	25	7.48	\$74,804	121	8.50	\$83,218	111	9.24	\$99,186	116	8.81	\$99,222
Summerlin	19	5.74	\$40,269	51	7.94	\$85,244	172	9.51	\$109,646	165	10.14	\$121,628	154	10.13	\$138,146
Sunrise	79	5.66	\$37,426	153	9.64	\$91,117	208	10.97	\$104,329	173	11.84	\$118,859	181	9.87	\$112,881
UMC	42	7.07	\$48,603	90	8.26	\$72,161	218	11.42	\$125,038	270	8.03	\$121,307	273	8.07	\$137,626
Valley	19	5.21	\$34,828	41	8.41	\$74,366	159	10.40	\$106,847	153	9.59	\$104,425	132	10.94	\$142,271
<b>TOTAL</b>	<b>266</b>	<b>5.74</b>	<b>\$39,158</b>	<b>610</b>	<b>8.58</b>	<b>\$79,801</b>	<b>1,647</b>	<b>9.98</b>	<b>\$103,823</b>	<b>1,680</b>	<b>10.21</b>	<b>\$117,157</b>	<b>1,644</b>	<b>9.93</b>	<b>\$123,988</b>
<b>WASHOE</b>															
Carson Tahoe	22	3.73	\$32,236	37	8.11	\$83,407	103	8.85	\$86,471	126	8.29	\$76,594	99	7.16	\$72,565
Northern Nevada	1	8.00	\$61,770	15	9.60	\$88,814	34	11.38	\$98,836	21	9.67	\$117,117	27	9.44	\$90,179
Renown Regional	71	5.77	\$34,561	114	7.09	\$38,472	280	9.21	\$52,201	319	10.34	\$60,157	297	10.10	\$67,635
Renown S. Meadows	4	4.00	\$26,226	16	9.38	\$47,901	33	8.52	\$48,003	26	9.23	\$62,073	30	7.30	\$54,691
Saint Mary's	31	5.55	\$39,658	71	7.75	\$56,365	188	9.58	\$67,702	216	8.71	\$69,327	241	8.39	\$68,263
Sierra Surgery	0	0.00	\$0	37	3.05	\$20,788	42	3.02	\$25,326	65	3.92	\$28,539	47	2.89	\$25,882
<b>TOTAL</b>	<b>129</b>	<b>5.33</b>	<b>\$35,342</b>	<b>290</b>	<b>7.12</b>	<b>\$49,454</b>	<b>680</b>	<b>8.95</b>	<b>\$62,146</b>	<b>773</b>	<b>8.95</b>	<b>\$64,351</b>	<b>741</b>	<b>8.56</b>	<b>\$66,147</b>
<b>RURAL</b>															
Battle Mountain	0	0.00	\$0	0	0.00	\$0	0	0.00	\$0	0	0.00	\$0	0	0.00	\$0
Boulder City	2	13.00	\$36,448	9	7.89	\$27,649	10	16.70	\$57,452	7	7.57	\$27,210	6	8.33	\$21,884
Carson Valley	0	0.00	\$0	0	0.00	\$0	0	0.00	\$0	11	6.64	\$51,236	26	6.96	\$64,522
Churchill	5	5.20	\$27,924	10	7.40	\$40,738	28	8.46	\$52,178	28	7.43	\$47,909	29	11.00	\$75,675
Desert View	0	0.00	\$0	0	0.00	\$0	0	0.00	\$0	15	5.67	\$30,564	11	4.64	\$33,953
Grover C. Dils	0	0.00	\$0	0	0.00	\$0	0	0.00	\$0	0	0.00	\$0	0	0.00	\$0
Humboldt	0	0.00	\$0	2	9.50	\$76,120	13	6.46	\$33,644	11	7.91	\$80,149	8	12.13	\$92,161
Incline Village	0	0.00	\$0	0	0.00	\$0	0	0.00	\$0	0	0.00	\$0	0	0.00	\$0
Mesa View	0	0.00	\$0	2	4.50	\$40,149	10	6.40	\$41,398	15	6.93	\$46,223	9	7.56	\$47,419
Mount Grant	0	0.00	\$0	0	0.00	\$0	0	0.00	\$0	0	0.00	\$0	0	0.00	\$0
Northeastern	5	5.00	\$28,365	11	6.82	\$40,600	22	8.59	\$70,272	20	6.45	\$52,161	19	8.42	\$75,211
Nye	0	0.00	\$0	0	0.00	\$0	0	0.00	\$0	0	0.00	\$0	0	0.00	\$0
Pershing	0	0.00	\$0	0	0.00	\$0	0	0.00	\$0	0	0.00	\$0	0	0.00	\$0
South Lyon	0	0.00	\$0	0	0.00	\$0	0	0.00	\$0	0	0.00	\$0	0	0.00	\$0
William Bee Ririe	1	6.00	\$34,456	1	7.00	\$30,538	0	0.00	\$0	1	4.00	\$23,405	5	5.00	\$33,477
<b>TOTAL</b>	<b>13</b>	<b>6.38</b>	<b>\$29,907</b>	<b>35</b>	<b>7.29</b>	<b>\$39,026</b>	<b>83</b>	<b>8.93</b>	<b>\$53,408</b>	<b>108</b>	<b>6.88</b>	<b>\$48,107</b>	<b>113</b>	<b>8.42</b>	<b>\$63,162</b>
<b>ALL COUNTIES</b>	<b>408</b>	<b>5.63</b>	<b>\$37,657</b>	<b>935</b>	<b>8.08</b>	<b>\$68,862</b>	<b>2,410</b>	<b>9.65</b>	<b>\$90,327</b>	<b>2,561</b>	<b>9.69</b>	<b>\$98,306</b>	<b>2,498</b>	<b>9.46</b>	<b>\$104,079</b>

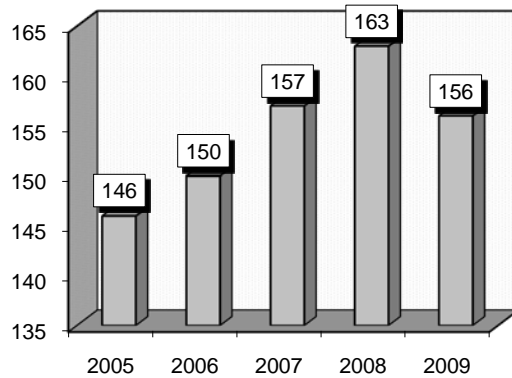
## MINOR SMALL & LARGE BOWEL PROCEDURES

**Associated Procedures:** Procedures that frequently accompanied minor small and large bowel procedures were: 1) Closure of stoma of large intestine (4652), 2) Transfusion of packed cells (9904), 3) Venous catheterization (3893), 4) Flexible sigmoidoscopy (4524), 5) Incision of large intestine (4503), 6) Colonoscopy (4523).

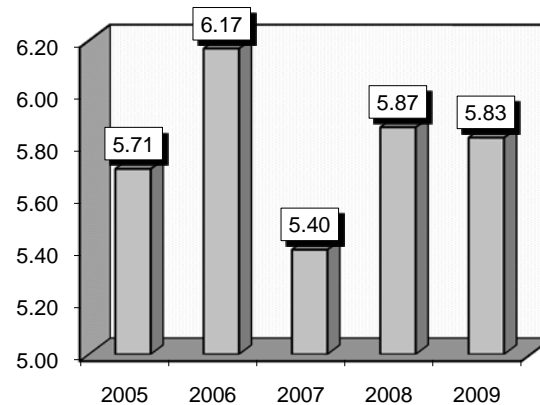
**Definitions:** **Stoma:** A surgically created opening in an organ. **Transfusion:** A replacement of bodily fluids or cells. **Catheterization:** Passage of a tubular, flexible surgical instrument into a body channel or cavity to withdraw or introduce fluid. **Sigmoidoscopy:** A diagnostic procedure that uses a flexible viewing tube to allow the doctor to see the inner walls of the colon. During this procedure, a tube is gently passed into the colon through the anus. **Peritoneum:** The tissue that lines the abdominal wall and pelvic cavity. **Colonoscopy:** An examination of the colon using a lighted, flexible tube (colonoscope) inserted into the rectum. A colonoscopy allows a doctor to see the inside of the colon.

Gender	2005			2006			2007			2008			2009		
	Cases	Avg LOS	Avg Bill	Cases	Avg LOS	Avg Bill	Cases	Avg LOS	Avg Bill	Cases	Avg LOS	Avg Bill	Cases	Avg LOS	Avg Bill
Male	87	5.69	\$36,720	86	5.44	\$32,970	86	5.74	\$41,910	84	5.62	\$46,092	93	5.67	\$46,144
Female	59	5.75	\$36,340	64	7.14	\$49,456	71	4.99	\$33,521	79	6.13	\$44,041	63	6.06	\$48,030
Age Group	Cases	Avg LOS	Avg Bill	Cases	Avg LOS	Avg Bill	Cases	Avg LOS	Avg Bill	Cases	Avg LOS	Avg Bill	Cases	Avg LOS	Avg Bill
Ages 0-17	15	5.73	\$31,168	11	6.91	\$34,649	18	5.44	\$27,359	22	5.05	\$27,659	11	6.09	\$33,516
Ages 18-35	14	5.93	\$33,865	13	11.15	\$105,160	19	3.95	\$33,544	11	4.36	\$31,607	15	4.40	\$40,783
Ages 36-49	27	5.37	\$33,847	30	5.00	\$27,889	29	4.93	\$34,498	22	5.23	\$36,921	24	5.13	\$41,955
Ages 50-64	36	4.86	\$33,622	53	5.30	\$32,887	42	5.79	\$37,634	57	5.84	\$54,139	58	5.43	\$44,460
Ages 65+	54	6.39	\$42,089	43	6.35	\$38,902	49	5.90	\$46,396	51	6.84	\$48,953	48	7.04	\$57,318
<b>TOTAL</b>	<b>146</b>	<b>5.71</b>	<b>\$36,566</b>	<b>150</b>	<b>6.17</b>	<b>\$40,004</b>	<b>157</b>	<b>5.40</b>	<b>\$38,117</b>	<b>163</b>	<b>5.87</b>	<b>\$45,098</b>	<b>156</b>	<b>5.83</b>	<b>\$46,906</b>

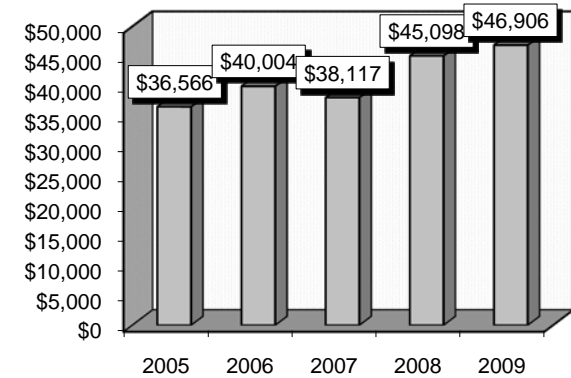
**Patient Discharges**



**Average Length of Stay**



**Average Billed Charges**



County / Hospital	2005			2006			2007			2008			2009		
	Cases	Avg LOS	Avg Bill	Cases	Avg LOS	Avg Bill	Cases	Avg LOS	Avg Bill	Cases	Avg LOS	Avg Bill	Cases	Avg LOS	Avg Bill
<b>CLARK</b>															
Centennial Hills	0	0.00	\$0	0	0.00	\$0	0	0.00	\$0	7	4.57	\$41,924	6	4.50	\$41,766
Desert Springs	11	5.82	\$35,801	7	7.43	\$42,575	11	4.18	\$41,102	9	6.11	\$63,449	9	4.78	\$51,365
Mountain View	15	4.73	\$33,961	11	4.00	\$21,223	9	3.78	\$26,387	7	7.29	\$87,705	9	5.67	\$39,607
North Vista	4	6.25	\$58,218	2	3.00	\$45,372	2	5.50	\$46,625	3	10.00	\$115,366	4	5.25	\$48,743
St. Rose-Rose de Lima	1	2.00	\$9,098	3	5.33	\$46,571	1	4.00	\$27,765	5	6.60	\$45,684	6	5.00	\$36,195
St. Rose-San Martin	0	0.00	\$0	0	0.00	\$0	2	4.50	\$26,872	3	6.00	\$44,007	3	4.67	\$37,268
St. Rose-Siena	5	7.80	\$58,506	4	5.50	\$33,295	10	5.00	\$34,677	8	7.25	\$53,578	7	10.43	\$86,819
Southern Hills	2	7.00	\$43,889	2	9.50	\$77,408	2	3.50	\$26,921	1	4.00	\$23,321	2	6.00	\$38,603
Spring Valley	3	4.00	\$28,441	3	4.67	\$27,650	3	5.00	\$37,443	5	5.80	\$49,873	8	4.38	\$47,674
Summerlin	8	4.13	\$35,920	4	4.50	\$38,560	13	6.15	\$57,087	11	5.27	\$42,134	11	4.82	\$43,469
Sunrise	40	4.55	\$28,236	32	5.81	\$38,058	20	5.70	\$36,529	11	4.91	\$36,151	12	5.92	\$51,593
UMC	18	7.50	\$44,480	9	8.33	\$48,787	20	5.25	\$46,645	19	5.26	\$51,348	21	5.43	\$59,765
Valley	6	6.33	\$50,400	4	23.75	\$262,887	6	10.00	\$72,258	2	6.00	\$46,125	7	5.71	\$58,922
<b>TOTAL</b>	<b>113</b>	<b>5.44</b>	<b>\$36,554</b>	<b>81</b>	<b>6.75</b>	<b>\$49,328</b>	<b>99</b>	<b>5.40</b>	<b>\$42,591</b>	<b>91</b>	<b>5.87</b>	<b>\$52,915</b>	<b>105</b>	<b>5.56</b>	<b>\$51,661</b>
<b>WASHOE</b>															
Carson Tahoe	3	3.33	\$23,947	6	3.83	\$34,093	7	4.86	\$46,262	7	9.86	\$80,827	8	5.00	\$42,816
Northern Nevada	2	7.50	\$41,156	1	9.00	\$59,582	0	0.00	\$0	0	0.00	\$0	1	5.00	\$26,886
Renown Regional	18	6.44	\$33,974	38	6.21	\$28,355	26	5.88	\$26,596	36	6.25	\$29,231	23	7.48	\$35,146
Renown S. Meadows	2	6.50	\$43,457	2	4.00	\$26,814	0	0.00	\$0	0	0.00	\$0	1	1.00	\$16,623
Saint Mary's	8	8.13	\$44,430	16	5.25	\$30,938	13	5.08	\$31,546	14	5.14	\$40,551	11	6.64	\$47,146
Sierra Surgery	0	0.00	\$0	2	2.50	\$18,532	8	3.25	\$20,499	10	3.60	\$22,586	2	2.50	\$19,111
<b>TOTAL</b>	<b>33</b>	<b>6.64</b>	<b>\$36,607</b>	<b>65</b>	<b>5.62</b>	<b>\$29,651</b>	<b>54</b>	<b>5.17</b>	<b>\$29,434</b>	<b>67</b>	<b>6.00</b>	<b>\$35,995</b>	<b>46</b>	<b>6.43</b>	<b>\$38,070</b>
<b>RURAL</b>															
Battle Mountain	0	0.00	\$0	0	0.00	\$0	0	0.00	\$0	0	0.00	\$0	0	0.00	\$0
Boulder City	0	0.00	\$0	0	0.00	\$0	0	0.00	\$0	0	0.00	\$0	2	5.00	\$6,718
Carson Valley	0	0.00	\$0	0	0.00	\$0	0	0.00	\$0	0	0.00	\$0	0	0.00	\$0
Churchill	0	0.00	\$0	2	3.50	\$20,926	2	6.50	\$38,155	1	7.00	\$33,298	2	6.50	\$45,629
Desert View	0	0.00	\$0	0	0.00	\$0	0	0.00	\$0	1	3.00	\$14,412	0	0.00	\$0
Grover C. Dils	0	0.00	\$0	0	0.00	\$0	0	0.00	\$0	0	0.00	\$0	0	0.00	\$0
Humboldt	0	0.00	\$0	0	0.00	\$0	1	16.00	\$80,028	2	1.00	\$14,145	0	0.00	\$0
Incline Village	0	0.00	\$0	0	0.00	\$0	0	0.00	\$0	0	0.00	\$0	0	0.00	\$0
Mesa View	0	0.00	\$0	1	5.00	\$27,504	0	0.00	\$0	1	8.00	\$48,028	0	0.00	\$0
Mount Grant	0	0.00	\$0	0	0.00	\$0	0	0.00	\$0	0	0.00	\$0	0	0.00	\$0
Northeastern	0	0.00	\$0	1	1.00	\$8,389	1	5.00	\$22,067	0	0.00	\$0	1	6.00	\$36,963
Nye	0	0.00	\$0	0	0.00	\$0	0	0.00	\$0	0	0.00	\$0	0	0.00	\$0
Pershing	0	0.00	\$0	0	0.00	\$0	0	0.00	\$0	0	0.00	\$0	0	0.00	\$0
South Lyon	0	0.00	\$0	0	0.00	\$0	0	0.00	\$0	0	0.00	\$0	0	0.00	\$0
William Bee Ririe	0	0.00	\$0	0	0.00	\$0	0	0.00	\$0	0	0.00	\$0	0	0.00	\$0
<b>TOTAL</b>	<b>0</b>	<b>0.00</b>	<b>\$0</b>	<b>4</b>	<b>3.25</b>	<b>\$19,436</b>	<b>4</b>	<b>8.50</b>	<b>\$44,601</b>	<b>5</b>	<b>4.00</b>	<b>\$24,805</b>	<b>5</b>	<b>5.80</b>	<b>\$28,331</b>
<b>ALL COUNTIES</b>	<b>146</b>	<b>5.71</b>	<b>\$36,566</b>	<b>150</b>	<b>6.17</b>	<b>\$40,004</b>	<b>157</b>	<b>5.40</b>	<b>\$38,117</b>	<b>163</b>	<b>5.87</b>	<b>\$45,098</b>	<b>156</b>	<b>5.83</b>	<b>\$46,906</b>

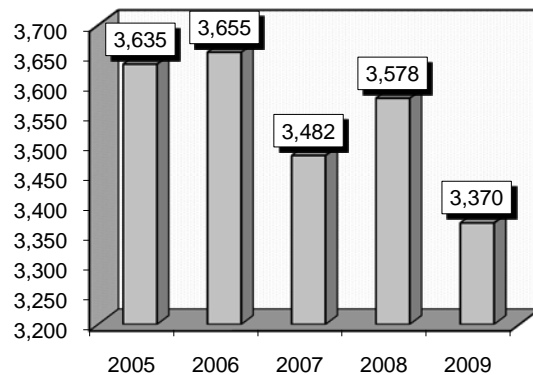
## GASTROINTESTINAL HEMORRHAGE

**Associated Diagnoses:** Diagnoses that frequently accompanied gastrointestinal hemorrhage were: 1) Hypertension (4019), 2) Chronic anemia due to blood loss (2800), 3) Acute post hemorrhagic anemia (2851), 4) Inflammatory and toxic neuropathy (5789), 5) Diabetes Mellitus II without mention of complication (25000), 6) Diaphragmatic hernia without mention of obstruction or gangrene (5533), 7) Unspecified hyperlipidemia (2724).

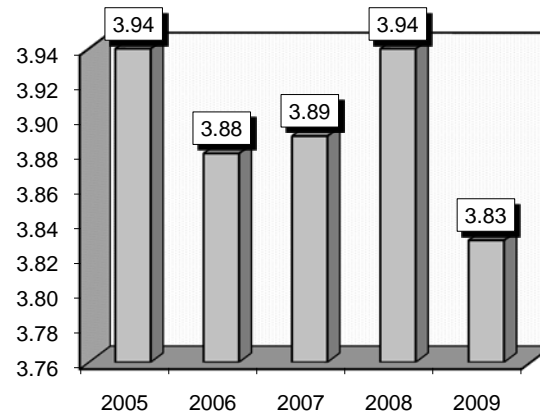
**Definitions:** **Hypertension:** Elevated blood pressure persistently exceeding 140/90. Essential hypertension, the most common kind, has no single identifiable cause. **Hemorrhage:** The loss of a large amount of blood in a short period of time. Gastrointestinal (GI) hemorrhage can occur in the esophagus, stomach, duodenum, and small and large intestine. Causes of hemorrhage of the GI tract include but are not limited to, esophageal varices, stomach ulcers, duodenal ulcers, peptic ulcers, acute gastritis, diverticulitis, and diverticulosis. **Diverticulosis:** The presence of pouchlike herniations through the muscular layer of the colon. **Diverticulitis:** Inflammation of one or more of these pouchlike herniations. **Duodenum:** The first part of the small intestine. It is located below the stomach. **Hyperlipidemia:** Elevated levels of lipids in the blood stream including cholesterol. **Diabetes mellitus:** A group of disorders in which the body is unable to competently process blood sugars leading to hyperglycemia. This can lead to a host of ailments including poor circulation, kidney disorders and blindness. **Hyperglycemia:** A condition in which an excessive amount of glucose circulates in the blood plasma. **Anemia:** A decrease in hemoglobin (a compound in the blood that carries oxygen to the cells from the lungs and carbon dioxide away from the cells to the lungs) in the blood to levels below normal.

Gender	2005			2006			2007			2008			2009		
	Cases	Avg LOS	Avg Bill	Cases	Avg LOS	Avg Bill	Cases	Avg LOS	Avg Bill	Cases	Avg LOS	Avg Bill	Cases	Avg LOS	Avg Bill
Male	1,942	3.79	\$26,144	2,050	3.80	\$27,774	1,870	3.83	\$31,850	1,926	3.87	\$33,403	1,810	3.65	\$33,701
Female	1,693	4.12	\$26,821	1,605	3.97	\$27,288	1,612	3.96	\$29,823	1,652	4.03	\$32,942	1,560	4.05	\$35,883
Age Group	Cases	Avg LOS	Avg Bill	Cases	Avg LOS	Avg Bill	Cases	Avg LOS	Avg Bill	Cases	Avg LOS	Avg Bill	Cases	Avg LOS	Avg Bill
Ages 0-17	39	3.59	\$35,525	28	3.14	\$18,625	47	2.91	\$21,871	34	4.09	\$14,902	27	2.26	\$19,813
Ages 18-35	198	2.79	\$19,295	192	2.88	\$21,974	178	2.81	\$23,854	190	2.71	\$23,827	204	2.51	\$25,135
Ages 36-49	508	3.34	\$22,581	437	3.29	\$24,496	416	3.59	\$30,373	441	3.11	\$27,785	412	3.33	\$31,580
Ages 50-64	852	3.91	\$26,334	897	3.87	\$28,416	834	3.82	\$32,638	962	4.09	\$36,701	820	3.67	\$35,046
Ages 65+	2,038	4.23	\$28,001	2,101	4.10	\$28,463	2,007	4.10	\$31,143	1,951	4.18	\$33,911	1,907	4.18	\$36,479
<b>TOTAL</b>	<b>3,635</b>	<b>3.94</b>	<b>\$26,459</b>	<b>3,655</b>	<b>3.88</b>	<b>\$27,561</b>	<b>3,482</b>	<b>3.89</b>	<b>\$30,911</b>	<b>3,578</b>	<b>3.94</b>	<b>\$33,190</b>	<b>3,370</b>	<b>3.83</b>	<b>\$34,711</b>

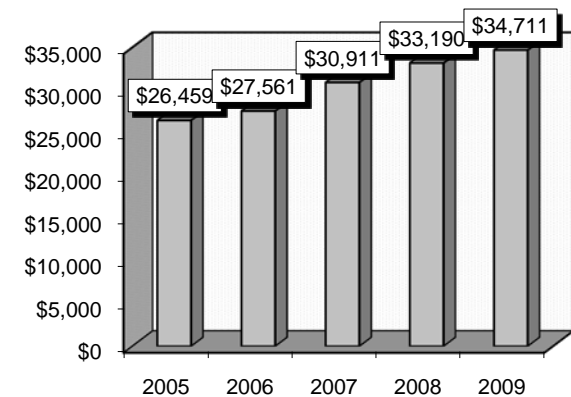
**Patient Discharges**



**Average Length of Stay**



**Average Billed Charges**





County / Hospital	2005			2006			2007			2008			2009		
	Cases	Avg LOS	Avg Bill	Cases	Avg LOS	Avg Bill	Cases	Avg LOS	Avg Bill	Cases	Avg LOS	Avg Bill	Cases	Avg LOS	Avg Bill
<b>CLARK</b>															
Centennial Hills	0	0.00	\$0	0	0.00	\$0	0	0.00	\$0	135	4.20	\$36,452	165	3.04	\$30,653
Desert Springs	328	3.98	\$27,491	268	4.02	\$28,338	256	4.13	\$32,063	249	3.95	\$32,588	249	4.41	\$38,700
Mountain View	296	4.18	\$29,287	346	3.84	\$30,531	265	3.88	\$32,989	273	4.11	\$40,582	238	4.30	\$44,692
North Vista	112	4.36	\$37,322	130	4.30	\$34,320	107	4.11	\$40,024	113	4.31	\$46,271	124	4.08	\$41,478
St. Rose-Rose de Lima	191	3.87	\$26,367	154	4.05	\$30,542	130	3.81	\$33,333	134	4.50	\$36,444	140	3.89	\$37,233
St. Rose-San Martin	0	0.00	\$0	6	3.67	\$30,701	86	3.08	\$27,580	102	3.89	\$29,858	114	3.10	\$27,677
St. Rose-Siena	253	3.69	\$25,532	278	3.49	\$27,301	219	3.53	\$31,252	225	4.78	\$33,658	227	4.22	\$36,668
Southern Hills	92	4.32	\$25,585	90	3.78	\$25,103	97	4.24	\$30,737	60	4.27	\$37,092	72	3.26	\$32,224
Spring Valley	192	3.70	\$27,370	217	3.11	\$22,718	184	3.81	\$28,852	214	3.58	\$31,399	195	3.19	\$32,376
Summerlin	203	3.88	\$29,408	219	3.86	\$27,737	240	3.91	\$32,672	235	3.63	\$34,573	207	3.56	\$35,814
Sunrise	448	4.08	\$29,610	442	4.33	\$33,821	377	4.56	\$40,685	344	4.04	\$39,320	379	4.30	\$42,897
UMC	322	4.68	\$29,066	285	4.39	\$29,983	286	4.01	\$35,834	277	3.89	\$40,416	202	3.15	\$36,731
Valley	313	4.79	\$32,887	267	4.57	\$35,217	302	4.27	\$34,620	276	4.05	\$34,986	226	4.29	\$40,007
<b>TOTAL</b>	<b>2,750</b>	<b>4.16</b>	<b>\$29,040</b>	<b>2,702</b>	<b>4.01</b>	<b>\$30,073</b>	<b>2,549</b>	<b>4.03</b>	<b>\$34,114</b>	<b>2,637</b>	<b>4.06</b>	<b>\$36,516</b>	<b>2,538</b>	<b>3.87</b>	<b>\$37,798</b>
<b>WASHOE</b>															
Carson Tahoe	162	3.02	\$20,271	201	2.89	\$21,150	181	2.55	\$20,398	182	3.36	\$25,633	153	3.45	\$25,936
Northern Nevada	67	2.81	\$18,070	67	3.25	\$20,374	79	3.65	\$25,313	67	3.19	\$24,519	40	2.83	\$23,427
Renown Regional	273	3.76	\$21,612	290	4.07	\$23,549	244	4.07	\$25,823	274	4.26	\$27,516	285	4.67	\$32,218
Renown S. Meadows	63	2.86	\$14,892	58	3.36	\$18,336	55	3.44	\$19,594	54	3.44	\$21,288	50	2.78	\$21,614
Saint Mary's	156	3.65	\$20,746	171	3.61	\$22,293	179	3.93	\$27,715	163	3.67	\$26,382	128	3.79	\$25,397
Sierra Surgery	0	0.00	\$0	0	0.00	\$0	0	0.00	\$0	0	0.00	\$0	0	0.00	\$0
<b>TOTAL</b>	<b>721</b>	<b>3.40</b>	<b>\$20,207</b>	<b>787</b>	<b>3.55</b>	<b>\$22,009</b>	<b>738</b>	<b>3.57</b>	<b>\$24,433</b>	<b>740</b>	<b>3.75</b>	<b>\$26,077</b>	<b>656</b>	<b>3.96</b>	<b>\$28,078</b>
<b>RURAL</b>															
Battle Mountain	1	2.00	\$5,558	0	0.00	\$0	1	1.00	\$2,968	1	2.00	\$1,518	0	0.00	\$0
Boulder City	18	3.00	\$7,990	27	4.30	\$10,174	34	3.71	\$10,103	18	3.56	\$8,209	17	2.82	\$7,227
Carson Valley	1	1.00	\$6,821	7	3.00	\$14,600	6	2.83	\$14,601	16	2.25	\$17,154	10	2.20	\$15,488
Churchill	43	3.14	\$13,079	34	3.09	\$14,741	35	3.26	\$14,326	31	3.68	\$18,111	29	3.38	\$17,294
Desert View	0	0.00	\$0	0	0.00	\$0	0	0.00	\$0	31	2.68	\$13,255	31	2.45	\$13,309
Grover C. Dils	3	2.33	\$3,387	4	4.75	\$7,820	4	2.75	\$5,947	3	2.00	\$5,877	0	0.00	\$0
Humboldt	16	2.50	\$6,653	17	2.88	\$8,670	22	3.91	\$12,062	4	2.50	\$8,312	21	3.00	\$17,222
Incline Village	0	0.00	\$0	0	0.00	\$0	0	0.00	\$0	0	0.00	\$0	0	0.00	\$0
Mesa View	15	1.73	\$10,343	16	2.88	\$21,068	15	2.80	\$14,963	13	2.62	\$17,491	13	2.92	\$18,478
Mount Grant	7	1.43	\$5,628	6	2.17	\$6,354	7	2.71	\$6,430	18	4.06	\$10,044	15	4.00	\$9,354
Northeastern	41	3.10	\$14,051	27	3.89	\$16,498	39	3.56	\$18,171	40	2.65	\$20,512	29	2.55	\$19,001
Nye	1	1.00	\$7,067	6	2.33	\$11,524	9	1.56	\$12,606	3	1.67	\$15,358	2	2.00	\$8,780
Pershing	0	0.00	\$0	2	1.50	\$3,362	2	4.00	\$10,003	0	0.00	\$0	0	0.00	\$0
South Lyon	8	1.13	\$2,340	8	2.63	\$4,230	8	2.25	\$4,342	3	1.33	\$3,713	0	0.00	\$0
William Bee Ririe	10	3.30	\$12,000	12	3.33	\$14,051	13	4.15	\$21,201	20	5.05	\$21,615	9	3.22	\$13,851
<b>TOTAL</b>	<b>164</b>	<b>2.71</b>	<b>\$10,681</b>	<b>166</b>	<b>3.33</b>	<b>\$12,986</b>	<b>195</b>	<b>3.33</b>	<b>\$13,572</b>	<b>201</b>	<b>3.17</b>	<b>\$15,747</b>	<b>176</b>	<b>2.91</b>	<b>\$14,928</b>
<b>ALL COUNTIES</b>	<b>3,635</b>	<b>3.94</b>	<b>\$26,459</b>	<b>3,655</b>	<b>3.88</b>	<b>\$27,561</b>	<b>3,482</b>	<b>3.89</b>	<b>\$30,911</b>	<b>3,578</b>	<b>3.94</b>	<b>\$33,190</b>	<b>3,370</b>	<b>3.83</b>	<b>\$34,711</b>

## GASTROINTESTINAL OBSTRUCTION

**Associated Diagnoses:** Diagnoses that frequently accompanied gastrointestinal obstruction were: 1) Hypertension (4019), 2) Dehydration (27651), 3) Paralysis of intestine or colon without mention of hernia (5601), 4) Hypopotassemia (2768), 5) Diabetes Mellitus (25000), 6) Tobacco use disorder (3051), 7) Intestinal or peritoneal adhesions with obstruction (postoperative) (postinfection).

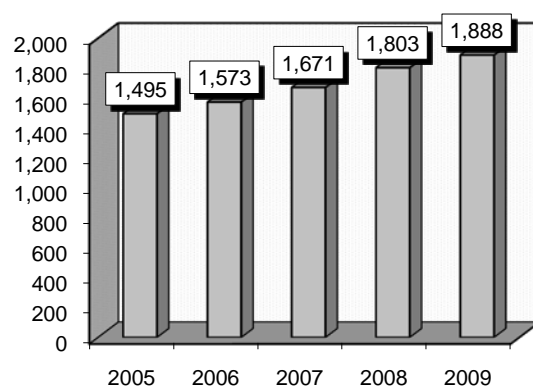
**Definitions: Hypertension:** Elevated blood pressure persistently exceeding 140/90. Essential hypertension, the most common kind, has no single identifiable cause.

**Dehydration:** This can be caused by a lack of fluid intake, excessive urination possibly due to diuretics, diarrhea or vomiting. **Hernia:** Abnormal bulging or extrusion of an organ through tissue or muscle which contains it. **Hypopotassemia:** A deficiency of potassium in the blood. **Gastroenteritis:** Inflammation of the stomach and intestines accompanying numerous gastrointestinal disorders. It can be caused by parasites, unclean water, food poisoning or allergens and stress. **Diverticulitis:** inflammation of one or more pouchlike herniations through the muscular layer of the colon. **Diabetes Mellitus:** High blood sugar resulting from low levels of insulin or insulin resistance.

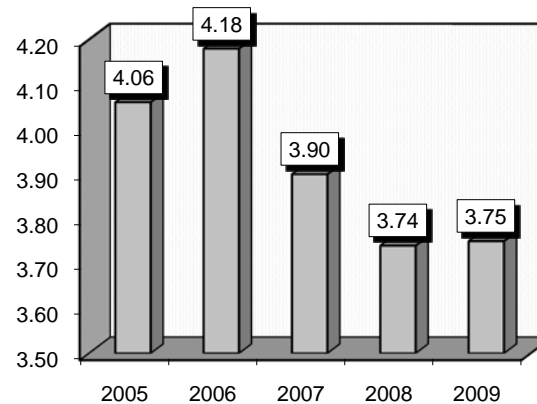
**Peritoneal:** Having to do with the parietal peritoneum (the tissue that lines the abdominal wall and pelvic cavity) and visceral peritoneum (the tissue that covers most of the organs in the abdomen, including the intestines).

Gender	2005			2006			2007			2008			2009		
	Cases	Avg LOS	Avg Bill	Cases	Avg LOS	Avg Bill	Cases	Avg LOS	Avg Bill	Cases	Avg LOS	Avg Bill	Cases	Avg LOS	Avg Bill
Male	656	3.68	\$20,475	660	3.99	\$23,448	737	3.65	\$25,227	828	3.69	\$26,480	836	3.48	\$26,413
Female	839	4.36	\$23,776	913	4.31	\$25,279	934	4.09	\$27,771	975	3.79	\$26,676	1,052	3.96	\$29,567
Age Group	Cases	Avg LOS	Avg Bill	Cases	Avg LOS	Avg Bill	Cases	Avg LOS	Avg Bill	Cases	Avg LOS	Avg Bill	Cases	Avg LOS	Avg Bill
Ages 0-17	67	3.04	\$13,672	62	4.19	\$17,874	70	3.20	\$16,619	71	2.73	\$16,322	55	2.29	\$14,932
Ages 18-35	88	3.48	\$17,787	98	3.61	\$18,990	133	3.52	\$22,448	142	3.00	\$20,720	150	2.99	\$21,780
Ages 36-49	250	3.62	\$20,300	239	3.73	\$22,696	284	3.45	\$24,013	274	3.23	\$23,182	293	3.26	\$24,574
Ages 50-64	358	3.91	\$20,474	396	3.82	\$23,252	461	4.17	\$29,195	509	3.45	\$23,998	483	3.79	\$28,464
Ages 65+	732	4.46	\$25,265	778	4.56	\$26,933	723	4.04	\$27,804	807	4.32	\$31,310	907	4.10	\$31,035
<b>TOTAL</b>	<b>1,495</b>	<b>4.06</b>	<b>\$22,328</b>	<b>1,573</b>	<b>4.18</b>	<b>\$24,511</b>	<b>1,671</b>	<b>3.90</b>	<b>\$26,649</b>	<b>1,803</b>	<b>3.74</b>	<b>\$26,586</b>	<b>1,888</b>	<b>3.75</b>	<b>\$28,170</b>

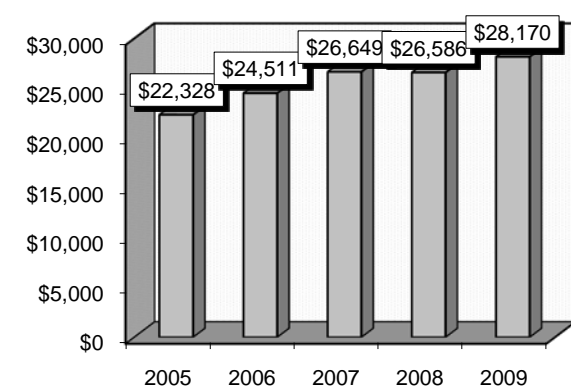
**Patient Discharges**



**Average Length of Stay**



**Average Billed Charges**



County / Hospital	2005			2006			2007			2008			2009		
	Cases	Avg LOS	Avg Bill	Cases	Avg LOS	Avg Bill	Cases	Avg LOS	Avg Bill	Cases	Avg LOS	Avg Bill	Cases	Avg LOS	Avg Bill
<b>CLARK</b>															
Centennial Hills	0	0.00	\$0	0	0.00	\$0	0	0.00	\$0	60	2.88	\$22,907	87	2.86	\$24,173
Desert Springs	113	4.53	\$29,571	85	4.47	\$29,397	84	3.39	\$22,868	94	4.38	\$36,331	99	4.43	\$37,105
Mountain View	141	4.60	\$25,922	163	4.47	\$27,807	159	3.53	\$27,955	162	4.09	\$31,005	143	4.20	\$41,088
North Vista	40	4.17	\$26,579	31	4.42	\$27,603	44	4.32	\$33,231	43	4.44	\$36,964	38	3.63	\$35,375
St. Rose-Rose de Lima	51	4.61	\$31,397	57	4.23	\$27,632	72	3.76	\$27,724	83	3.65	\$27,772	65	3.77	\$26,036
St. Rose-San Martin	0	0.00	\$0	9	4.56	\$31,561	46	3.37	\$26,836	97	3.09	\$22,697	107	3.17	\$21,412
St. Rose-Siena	106	4.00	\$24,019	131	4.73	\$32,158	126	3.92	\$27,919	120	4.87	\$30,960	168	4.22	\$32,501
Southern Hills	61	4.16	\$20,361	53	4.26	\$26,109	39	5.79	\$37,347	49	4.47	\$30,007	44	3.48	\$30,091
Spring Valley	82	3.54	\$21,244	90	3.09	\$23,293	97	3.56	\$27,926	96	3.45	\$26,105	90	3.61	\$30,334
Summerlin	101	4.50	\$31,752	128	4.30	\$30,828	152	4.42	\$35,919	122	3.66	\$30,340	113	3.98	\$34,071
Sunrise	188	4.20	\$23,609	165	4.31	\$28,041	160	4.03	\$28,218	170	3.76	\$29,136	153	3.72	\$32,268
UMC	106	4.97	\$24,389	108	5.65	\$27,815	152	4.78	\$33,463	123	3.39	\$31,061	130	3.77	\$28,538
Valley	67	4.61	\$25,584	103	4.73	\$28,758	115	4.03	\$33,300	114	4.06	\$32,614	108	4.60	\$37,481
<b>TOTAL</b>	<b>1,056</b>	<b>4.37</b>	<b>\$25,697</b>	<b>1,123</b>	<b>4.46</b>	<b>\$28,475</b>	<b>1,246</b>	<b>4.04</b>	<b>\$30,202</b>	<b>1,333</b>	<b>3.86</b>	<b>\$29,852</b>	<b>1,345</b>	<b>3.87</b>	<b>\$31,999</b>
<b>WASHOE</b>															
Carson Tahoe	78	2.19	\$10,712	87	2.07	\$12,500	67	2.76	\$17,703	71	3.14	\$18,550	80	2.95	\$18,184
Northern Nevada	43	3.81	\$17,503	34	3.53	\$17,932	30	3.37	\$18,888	30	3.60	\$22,579	37	4.68	\$35,391
Renown Regional	132	3.61	\$16,537	93	4.38	\$17,158	114	4.04	\$17,911	132	4.39	\$21,318	138	3.92	\$21,254
Renown S. Meadows	14	3.43	\$15,286	41	3.34	\$15,585	39	3.38	\$16,284	35	2.97	\$17,470	37	2.65	\$18,910
Saint Mary's	67	4.34	\$17,881	80	3.86	\$16,917	85	4.20	\$18,840	98	3.52	\$16,650	100	3.68	\$18,039
Sierra Surgery	0	0.00	\$0	0	0.00	\$0	0	0.00	\$0	0	0.00	\$0	0	0.00	\$0
<b>TOTAL</b>	<b>334</b>	<b>3.44</b>	<b>\$15,518</b>	<b>335</b>	<b>3.44</b>	<b>\$15,777</b>	<b>335</b>	<b>3.69</b>	<b>\$18,003</b>	<b>366</b>	<b>3.71</b>	<b>\$19,267</b>	<b>392</b>	<b>3.61</b>	<b>\$20,921</b>
<b>RURAL</b>															
Battle Mountain	0	0.00	\$0	0	0.00	\$0	1	2.00	\$1,667	0	0.00	\$0	1	1.00	\$1,593
Boulder City	13	4.31	\$10,757	27	5.93	\$13,791	12	3.17	\$6,727	15	2.60	\$7,413	17	4.18	\$9,550
Carson Valley	2	1.50	\$6,062	1	4.00	\$16,683	2	5.50	\$21,847	10	2.10	\$14,693	10	2.20	\$9,361
Churchill	20	3.45	\$12,853	18	3.39	\$12,588	12	3.00	\$11,477	10	2.90	\$14,492	24	2.96	\$12,746
Desert View	0	0.00	\$0	0	0.00	\$0	0	0.00	\$0	10	2.50	\$7,634	17	2.94	\$14,079
Grover C. Dils	2	3.50	\$4,081	7	3.00	\$6,978	6	3.17	\$6,798	9	2.33	\$6,812	8	2.75	\$7,911
Humboldt	5	1.80	\$6,277	1	3.00	\$2,744	4	2.00	\$15,408	4	3.75	\$15,552	4	3.25	\$13,388
Incline Village	0	0.00	\$0	0	0.00	\$0	0	0.00	\$0	0	0.00	\$0	0	0.00	\$0
Mesa View	18	3.17	\$12,753	20	2.70	\$13,584	12	2.58	\$12,268	15	1.73	\$7,126	24	2.13	\$10,038
Mount Grant	5	2.80	\$7,950	2	1.00	\$2,609	3	4.67	\$12,573	4	4.50	\$9,130	9	3.56	\$10,589
Northeastern	18	2.50	\$10,457	13	2.85	\$12,947	14	2.21	\$10,896	12	2.58	\$16,901	18	3.56	\$21,672
Nye	7	1.71	\$7,727	6	2.00	\$7,657	7	1.29	\$7,998	4	1.75	\$13,599	6	2.00	\$11,422
Pershing	0	0.00	\$0	1	1.00	\$4,775	2	2.00	\$10,570	1	2.00	\$9,119	1	2.00	\$8,154
South Lyon	8	2.63	\$3,892	13	2.38	\$5,298	6	4.33	\$6,321	2	1.50	\$4,697	3	2.33	\$7,504
William Bee Ririe	7	3.14	\$10,018	6	3.17	\$10,080	9	1.56	\$5,384	8	1.75	\$8,497	9	4.78	\$22,351
<b>TOTAL</b>	<b>105</b>	<b>3.00</b>	<b>\$10,109</b>	<b>115</b>	<b>3.52</b>	<b>\$11,239</b>	<b>90</b>	<b>2.70</b>	<b>\$9,636</b>	<b>104</b>	<b>2.41</b>	<b>\$10,481</b>	<b>151</b>	<b>3.05</b>	<b>\$12,889</b>
<b>ALL COUNTIES</b>	<b>1,495</b>	<b>4.06</b>	<b>\$22,328</b>	<b>1,573</b>	<b>4.18</b>	<b>\$24,511</b>	<b>1,671</b>	<b>3.90</b>	<b>\$26,649</b>	<b>1,803</b>	<b>3.74</b>	<b>\$26,586</b>	<b>1,888</b>	<b>3.75</b>	<b>\$28,170</b>

## CIRRHOSIS & ALCOHOLIC HEPATITIS

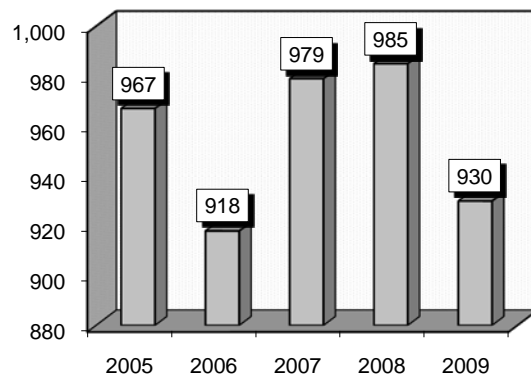
**Associated Diagnoses:** Diagnoses that frequently accompanied cirrhosis and alcoholic hepatitis were: 1) Ascites (7895), 2) Portal hypertension (5723), 3) Tobacco use disorder (3051), 4) Esophageal varices in diseases classified elsewhere (45620), 5) Hypertension (4019).

**Definitions:** **Cirrhosis:** A chronic liver disease that causes scarring of the liver and liver dysfunction. This often has many complications, including accumulation of fluid in the abdomen (ascites), bleeding disorders (coagulopathy) increased pressure in the blood vessels (portal hypertension) and confusion or a change in the level of consciousness (hepatic encephalopathy). Common causes include hepatitis C and alcohol use. **Hepatitis:** Inflammation of the liver, characterized by anorexia, abdominal and gastric discomfort and abnormal liver function. **Portal hypertension:** An increased venous pressure in the portal circulation caused by compression or occlusion in the portal or hepatic vascular system. **Hepatitis C:** A type of hepatitis most commonly transmitted by blood transfusion or, used needle puncture. **Ascites:** Fluid in peritoneal (abdominal) cavity. **Varices:** Stretched veins such as those that form in the esophagus from cirrhosis. **Hypertension:** Elevated blood pressure persistently exceeding 140/90. Essential hypertension, the most common kind, has no single identifiable cause.

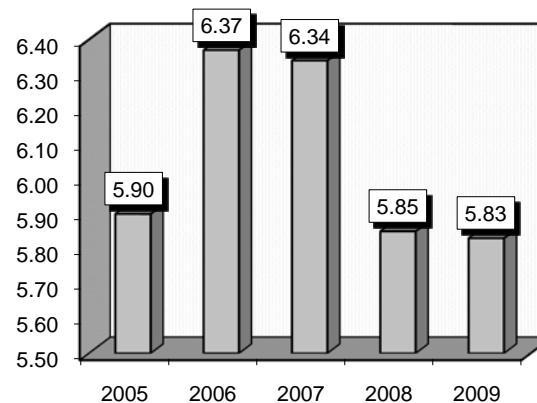
**Comments:** The liver is the largest internal organ in the human body. The liver helps the body digest fats, stores reserves of nutrients, filters poisons and wastes from the blood, synthesizes proteins, and regulates the levels of many chemicals found in the bloodstream.

Gender	2005			2006			2007			2008			2009		
	Cases	Avg LOS	Avg Bill	Cases	Avg LOS	Avg Bill	Cases	Avg LOS	Avg Bill	Cases	Avg LOS	Avg Bill	Cases	Avg LOS	Avg Bill
Male	641	5.75	\$35,353	597	6.45	\$43,308	639	6.21	\$47,029	697	5.73	\$44,851	621	5.75	\$47,311
Female	326	6.18	\$34,339	321	6.23	\$40,347	340	6.60	\$47,034	288	6.15	\$50,521	309	5.99	\$48,244
Age Group	Cases	Avg LOS	Avg Bill	Cases	Avg LOS	Avg Bill	Cases	Avg LOS	Avg Bill	Cases	Avg LOS	Avg Bill	Cases	Avg LOS	Avg Bill
Ages 0-17	1	2.00	\$28,294	1	3.00	\$33,948	2	2.50	\$730	0	0.00	\$0	0	0.00	\$0
Ages 18-35	30	5.17	\$32,500	29	4.38	\$29,119	52	4.90	\$35,607	51	5.16	\$42,170	56	6.68	\$52,391
Ages 36-49	355	5.82	\$33,545	282	7.22	\$46,996	306	6.14	\$44,262	292	5.44	\$45,412	311	5.73	\$49,310
Ages 50-64	431	6.19	\$37,125	439	6.25	\$41,754	463	6.68	\$50,321	503	5.88	\$44,501	413	5.97	\$46,343
Ages 65+	150	5.41	\$32,955	167	5.64	\$37,993	156	6.25	\$47,096	139	6.86	\$57,671	150	5.32	\$45,856
<b>TOTAL</b>	<b>967</b>	<b>5.90</b>	<b>\$35,011</b>	<b>918</b>	<b>6.37</b>	<b>\$42,273</b>	<b>979</b>	<b>6.34</b>	<b>\$47,030</b>	<b>985</b>	<b>5.85</b>	<b>\$46,509</b>	<b>930</b>	<b>5.83</b>	<b>\$47,621</b>

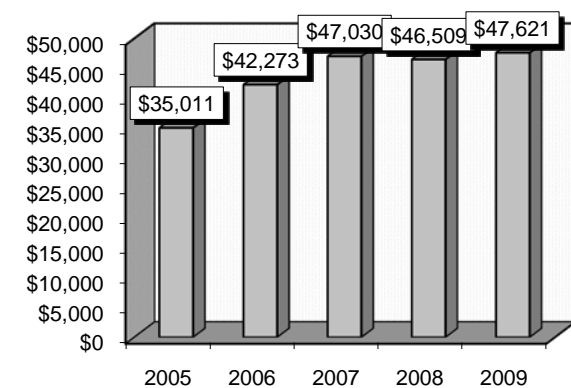
**Patient Discharges**



**Average Length of Stay**



**Average Billed Charges**



County / Hospital	2005			2006			2007			2008			2009		
	Cases	Avg LOS	Avg Bill	Cases	Avg LOS	Avg Bill	Cases	Avg LOS	Avg Bill	Cases	Avg LOS	Avg Bill	Cases	Avg LOS	Avg Bill
<b>CLARK</b>															
Centennial Hills	0	0.00	\$0	0	0.00	\$0	0	0.00	\$0	14	3.86	\$33,638	13	3.85	\$30,846
Desert Springs	57	5.53	\$32,667	62	8.66	\$66,035	84	5.83	\$42,943	78	5.27	\$51,182	75	6.69	\$46,274
Mountain View	57	5.95	\$37,918	63	6.68	\$53,151	69	6.71	\$55,387	62	5.69	\$48,212	49	5.33	\$52,219
North Vista	37	5.95	\$46,058	37	10.86	\$78,281	45	10.40	\$73,561	41	5.78	\$49,189	42	6.48	\$58,003
St. Rose-Rose de Lima	53	6.26	\$36,110	62	4.50	\$33,492	54	5.37	\$45,414	47	6.53	\$53,006	61	4.20	\$40,522
St. Rose-San Martin	0	0.00	\$0	3	2.67	\$32,748	10	5.30	\$40,711	26	6.08	\$51,092	31	4.58	\$37,687
St. Rose-Siena	49	6.06	\$44,551	54	4.94	\$40,796	59	5.46	\$46,614	35	5.66	\$34,024	35	6.09	\$68,001
Southern Hills	21	8.19	\$38,681	26	6.15	\$44,809	18	9.17	\$82,124	19	6.42	\$57,443	24	6.00	\$47,680
Spring Valley	45	4.87	\$29,174	37	7.41	\$52,894	57	7.51	\$58,188	42	8.76	\$74,247	35	5.49	\$51,921
Summerlin	38	6.45	\$41,023	36	5.31	\$36,734	24	4.04	\$35,036	24	5.33	\$48,326	27	5.59	\$52,182
Sunrise	109	6.21	\$39,682	76	6.33	\$45,420	90	7.12	\$56,724	100	7.68	\$68,352	81	7.54	\$64,000
UMC	177	6.52	\$36,027	139	6.18	\$36,676	177	6.44	\$44,351	201	4.90	\$42,297	180	4.66	\$41,782
Valley	60	4.40	\$27,807	66	5.91	\$45,745	65	5.60	\$52,226	70	5.61	\$49,090	50	6.70	\$72,234
<b>TOTAL</b>	<b>703</b>	<b>6.02</b>	<b>\$36,812</b>	<b>661</b>	<b>6.46</b>	<b>\$46,491</b>	<b>752</b>	<b>6.54</b>	<b>\$50,977</b>	<b>759</b>	<b>5.91</b>	<b>\$50,886</b>	<b>703</b>	<b>5.64</b>	<b>\$50,602</b>
<b>WASHOE</b>															
Carson Tahoe	30	5.27	\$27,093	32	4.66	\$24,102	29	4.03	\$36,534	45	4.24	\$25,227	45	5.18	\$29,197
Northern Nevada	16	4.25	\$24,255	22	5.14	\$29,836	37	4.84	\$29,844	16	6.44	\$42,005	19	5.11	\$33,286
Renown Regional	138	5.45	\$32,789	110	6.85	\$34,946	96	5.52	\$32,268	77	6.84	\$37,122	81	7.17	\$47,960
Renown S. Meadows	9	5.33	\$29,890	12	5.75	\$35,873	12	8.00	\$40,868	12	7.33	\$34,094	9	7.78	\$48,841
Saint Mary's	43	6.93	\$33,755	54	6.98	\$36,444	39	7.18	\$41,711	53	5.42	\$33,187	40	7.60	\$47,684
Sierra Surgery	0	0.00	\$0	0	0.00	\$0	0	0.00	\$0	0	0.00	\$0	0	0.00	\$0
<b>TOTAL</b>	<b>236</b>	<b>5.61</b>	<b>\$31,552</b>	<b>230</b>	<b>6.35</b>	<b>\$33,348</b>	<b>213</b>	<b>5.64</b>	<b>\$34,641</b>	<b>203</b>	<b>5.89</b>	<b>\$33,664</b>	<b>194</b>	<b>6.62</b>	<b>\$42,154</b>
<b>RURAL</b>															
Battle Mountain	0	0.00	\$0	0	0.00	\$0	0	0.00	\$0	0	0.00	\$0	0	0.00	\$0
Boulder City	2	10.50	\$20,484	4	7.50	\$13,043	1	1.00	\$3,747	3	3.00	\$7,062	3	4.33	\$5,398
Carson Valley	0	0.00	\$0	0	0.00	\$0	0	0.00	\$0	4	4.00	\$20,707	3	2.67	\$14,121
Churchill	9	6.22	\$30,378	4	5.25	\$22,366	2	2.50	\$7,113	4	3.00	\$18,968	3	2.00	\$12,827
Desert View	0	0.00	\$0	0	0.00	\$0	0	0.00	\$0	1	3.00	\$7,701	6	4.33	\$20,551
Grover C. Dils	0	0.00	\$0	0	0.00	\$0	0	0.00	\$0	1	3.00	\$6,272	0	0.00	\$0
Humboldt	1	1.00	\$4,510	0	0.00	\$0	1	5.00	\$12,244	1	7.00	\$10,114	3	8.00	\$11,107
Incline Village	0	0.00	\$0	0	0.00	\$0	0	0.00	\$0	0	0.00	\$0	0	0.00	\$0
Mesa View	4	3.75	\$13,050	4	2.50	\$15,707	1	2.00	\$10,620	1	5.00	\$29,428	2	1.50	\$15,807
Mount Grant	2	8.00	\$14,902	1	2.00	\$8,224	1	15.00	\$35,614	0	0.00	\$0	2	17.00	\$31,985
Northeastern	3	4.67	\$19,859	10	4.60	\$16,380	3	13.67	\$66,004	4	4.75	\$23,170	3	3.00	\$14,845
Nye	2	1.00	\$5,902	3	3.00	\$7,529	4	1.75	\$5,647	0	0.00	\$0	0	0.00	\$0
Pershing	1	3.00	\$11,000	0	0.00	\$0	0	0.00	\$0	0	0.00	\$0	4	5.25	\$19,066
South Lyon	0	0.00	\$0	0	0.00	\$0	0	0.00	\$0	2	1.00	\$3,866	0	0.00	\$0
William Bee Ririe	4	4.00	\$11,870	1	2.00	\$6,684	1	9.00	\$32,593	2	5.50	\$10,699	4	5.50	\$16,489
<b>TOTAL</b>	<b>28</b>	<b>5.14</b>	<b>\$18,955</b>	<b>27</b>	<b>4.44</b>	<b>\$15,028</b>	<b>14</b>	<b>6.07</b>	<b>\$23,546</b>	<b>23</b>	<b>3.78</b>	<b>\$15,444</b>	<b>33</b>	<b>5.03</b>	<b>\$16,242</b>
<b>ALL COUNTIES</b>	<b>967</b>	<b>5.90</b>	<b>\$35,011</b>	<b>918</b>	<b>6.37</b>	<b>\$42,273</b>	<b>979</b>	<b>6.34</b>	<b>\$47,030</b>	<b>985</b>	<b>5.85</b>	<b>\$46,509</b>	<b>930</b>	<b>5.83</b>	<b>\$47,621</b>

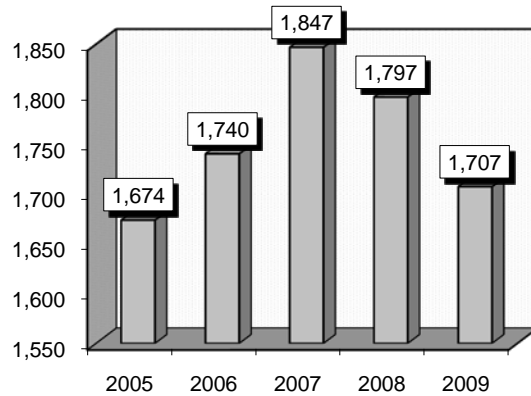
## HIP & FEMUR PROCEDURES EXCEPT MAJOR JOINT

**Associated Procedures:** Procedures that frequently accompanied hip and femur procedures were: 1) Open reduction reduction of fracture with internal fixation of femur (7935), 2) Closed reduction of fracture with internal fixation of femur (7915), 3) Transfusion of packed cells (9904), 4) Internal fixation of bone without fracture reduction (7855), 5) Removal of implanted devices from bone, femur (7865), 6) Bone graft, femur (7805), 7) Arthrotomy, hip (8015).

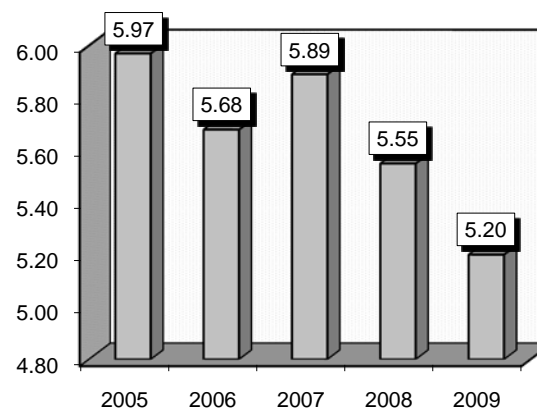
**Definitions:** **Open reduction:** A surgical procedure for reducing a fracture or dislocation. **Closed reduction:** The manual correction of a fracture without an incision. **Internal fixation:** A method of holding together the fragments of a fractured bone. After open reduction of the fracture, pins, wires, screws, plates or nails may be used to stabilize the fragments. **Bone graft:** The transplantation of a piece of bone from one part of the body to another to repair a skeletal defect. **Osteoclasis:** The intentional surgical fracture of a bone to correct a deformity. **Femur:** The thigh bone that extends from the pelvis to the knee. It is the longest and strongest bone in the body. **Closed reduction:** The manual corrections of fractures without incisions. **Transfusion:** A transfer of body fluids or tissues from one person to another. **Arthrotomy:** The surgical incision into a joint.

	2005			2006			2007			2008			2009		
Gender	Cases	Avg LOS	Avg Bill	Cases	Avg LOS	Avg Bill	Cases	Avg LOS	Avg Bill	Cases	Avg LOS	Avg Bill	Cases	Avg LOS	Avg Bill
Male	685	5.72	\$49,973	686	5.53	\$52,691	718	5.96	\$62,098	679	5.36	\$61,102	659	5.23	\$64,766
Female	989	6.15	\$48,832	1,054	5.78	\$51,679	1,129	5.84	\$57,466	1,118	5.67	\$61,153	1,048	5.17	\$60,190
Age Group	Cases	Avg LOS	Avg Bill	Cases	Avg LOS	Avg Bill	Cases	Avg LOS	Avg Bill	Cases	Avg LOS	Avg Bill	Cases	Avg LOS	Avg Bill
Ages 0-17	116	3.52	\$34,812	145	3.43	\$38,228	146	3.75	\$48,381	118	2.64	\$37,043	110	2.71	\$41,179
Ages 18-35	130	4.48	\$52,042	124	4.23	\$52,914	114	4.91	\$65,053	107	5.05	\$66,060	85	3.94	\$62,266
Ages 36-49	113	5.76	\$53,165	106	5.67	\$55,630	123	7.83	\$79,015	101	5.00	\$61,927	98	4.57	\$57,118
Ages 50-64	231	7.11	\$54,296	236	6.36	\$55,439	263	7.13	\$63,035	283	6.60	\$65,414	257	5.72	\$66,906
Ages 65+	1,084	6.19	\$49,052	1,129	5.99	\$52,729	1,201	5.77	\$57,193	1,188	5.68	\$61,995	1,157	5.46	\$63,220
<b>TOTAL</b>	<b>1,674</b>	<b>5.97</b>	<b>\$49,299</b>	<b>1,740</b>	<b>5.68</b>	<b>\$52,078</b>	<b>1,847</b>	<b>5.89</b>	<b>\$59,267</b>	<b>1,797</b>	<b>5.55</b>	<b>\$61,133</b>	<b>1,707</b>	<b>5.20</b>	<b>\$61,957</b>

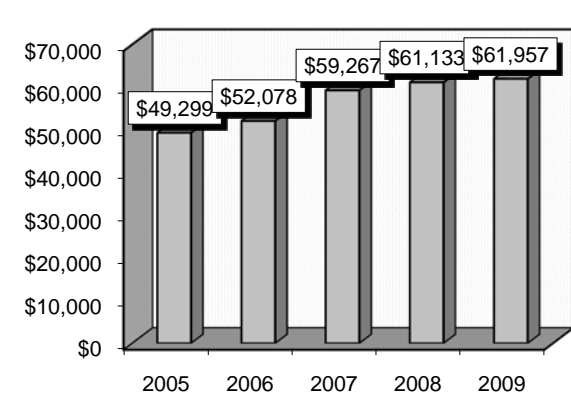
**Patient Discharges**



**Average Length of Stay**



**Average Billed Charges**



County / Hospital	2005			2006			2007			2008			2009		
	Cases	Avg LOS	Avg Bill	Cases	Avg LOS	Avg Bill	Cases	Avg LOS	Avg Bill	Cases	Avg LOS	Avg Bill	Cases	Avg LOS	Avg Bill
<b>CLARK</b>															
Centennial Hills	0	0.00	\$0	0	0.00	\$0	0	0.00	\$0	71	5.14	\$59,609	82	4.56	\$64,860
Desert Springs	4	3.75	\$30,858	70	5.76	\$50,968	79	5.95	\$68,037	87	6.41	\$75,896	77	7.16	\$90,566
Mountain View	88	6.90	\$56,199	123	5.54	\$49,572	102	5.79	\$50,697	84	5.99	\$58,280	87	5.77	\$71,507
North Vista	16	8.63	\$81,733	31	6.65	\$64,106	22	6.82	\$59,750	25	7.16	\$74,416	31	5.81	\$64,406
St. Rose-Rose de Lima	91	5.55	\$47,162	75	5.11	\$55,044	74	5.22	\$63,218	64	5.34	\$63,493	72	6.51	\$76,409
St. Rose-San Martin	0	0.00	\$0	6	3.67	\$35,123	39	4.95	\$62,927	45	5.76	\$64,160	32	5.09	\$62,397
St. Rose-Siena	111	5.87	\$49,888	111	4.97	\$53,641	132	6.16	\$72,788	127	6.31	\$73,844	140	5.62	\$71,737
Southern Hills	39	8.23	\$53,865	27	5.56	\$44,494	32	6.84	\$54,632	29	4.66	\$43,830	26	6.12	\$67,551
Spring Valley	77	6.56	\$54,305	102	6.13	\$52,967	91	6.31	\$64,393	124	5.49	\$67,447	125	4.82	\$71,136
Summerlin	119	5.87	\$53,378	125	5.98	\$61,691	137	5.20	\$65,781	103	4.21	\$61,657	100	4.68	\$69,479
Sunrise	298	5.94	\$50,923	276	5.89	\$57,197	268	6.39	\$67,323	201	6.18	\$64,360	174	5.41	\$66,763
UMC	176	6.24	\$51,824	168	5.82	\$57,886	191	5.79	\$70,057	164	4.90	\$84,830	131	3.91	\$62,882
Valley	91	7.09	\$55,160	111	6.85	\$59,182	124	6.17	\$60,701	112	6.80	\$77,732	83	4.99	\$70,109
<b>TOTAL</b>	<b>1,110</b>	<b>6.26</b>	<b>\$52,393</b>	<b>1,225</b>	<b>5.82</b>	<b>\$55,789</b>	<b>1,291</b>	<b>5.96</b>	<b>\$65,198</b>	<b>1,236</b>	<b>5.72</b>	<b>\$69,142</b>	<b>1,160</b>	<b>5.28</b>	<b>\$70,104</b>
<b>WASHOE</b>															
Carson Tahoe	92	4.89	\$39,611	80	4.74	\$46,772	104	4.55	\$47,357	102	4.37	\$45,313	84	4.81	\$53,682
Northern Nevada	62	4.94	\$60,178	41	6.10	\$62,933	32	4.31	\$44,622	44	4.66	\$52,401	32	4.41	\$46,772
Renown Regional	248	6.01	\$45,187	214	6.05	\$44,908	217	7.07	\$49,852	203	5.79	\$42,631	217	5.57	\$43,350
Renown S. Meadows	0	0.00	\$0	16	3.56	\$28,725	33	5.06	\$33,983	37	6.30	\$36,786	34	3.94	\$37,825
Saint Mary's	112	4.97	\$38,342	115	4.63	\$38,750	127	5.23	\$45,317	107	4.83	\$47,910	108	4.69	\$48,076
Sierra Surgery	0	0.00	\$0	2	2.00	\$14,806	0	0.00	\$0	1	3.00	\$14,733	1	3.00	\$30,591
<b>TOTAL</b>	<b>514</b>	<b>5.45</b>	<b>\$44,506</b>	<b>468</b>	<b>5.38</b>	<b>\$44,610</b>	<b>513</b>	<b>5.80</b>	<b>\$46,877</b>	<b>494</b>	<b>5.22</b>	<b>\$44,704</b>	<b>476</b>	<b>5.04</b>	<b>\$46,054</b>
<b>RURAL</b>															
Battle Mountain	0	0.00	\$0	0	0.00	\$0	0	0.00	\$0	0	0.00	\$0	0	0.00	\$0
Boulder City	5	5.00	\$26,747	7	5.29	\$22,973	19	4.05	\$21,161	15	5.13	\$22,037	15	4.47	\$21,435
Carson Valley	0	0.00	\$0	0	0.00	\$0	0	0.00	\$0	4	5.00	\$40,581	13	4.08	\$34,917
Churchill	1	9.00	\$63,967	0	0.00	\$0	0	0.00	\$0	13	6.92	\$57,169	10	7.80	\$50,149
Desert View	0	0.00	\$0	0	0.00	\$0	0	0.00	\$0	0	0.00	\$0	0	0.00	\$0
Grover C. Dils	0	0.00	\$0	0	0.00	\$0	0	0.00	\$0	0	0.00	\$0	0	0.00	\$0
Humboldt	0	0.00	\$0	0	0.00	\$0	0	0.00	\$0	0	0.00	\$0	0	0.00	\$0
Incline Village	0	0.00	\$0	0	0.00	\$0	0	0.00	\$0	0	0.00	\$0	0	0.00	\$0
Mesa View	22	4.09	\$27,825	14	3.71	\$25,355	7	3.71	\$23,237	11	3.55	\$23,749	14	4.00	\$30,669
Mount Grant	0	0.00	\$0	0	0.00	\$0	0	0.00	\$0	0	0.00	\$0	0	0.00	\$0
Northeastern	22	5.32	\$31,092	24	5.71	\$34,729	13	5.38	\$38,424	18	3.94	\$31,736	14	4.71	\$43,295
Nye	0	0.00	\$0	0	0.00	\$0	0	0.00	\$0	0	0.00	\$0	0	0.00	\$0
Pershing	0	0.00	\$0	0	0.00	\$0	0	0.00	\$0	0	0.00	\$0	0	0.00	\$0
South Lyon	0	0.00	\$0	0	0.00	\$0	0	0.00	\$0	0	0.00	\$0	0	0.00	\$0
William Bee Ririe	0	0.00	\$0	2	4.50	\$23,976	4	7.00	\$45,680	6	5.17	\$40,707	5	5.60	\$41,092
<b>TOTAL</b>	<b>50</b>	<b>4.82</b>	<b>\$29,878</b>	<b>47</b>	<b>5.00</b>	<b>\$29,728</b>	<b>43</b>	<b>4.67</b>	<b>\$28,999</b>	<b>67</b>	<b>4.90</b>	<b>\$34,519</b>	<b>71</b>	<b>4.90</b>	<b>\$35,463</b>
<b>ALL COUNTIES</b>	<b>1,674</b>	<b>5.97</b>	<b>\$49,299</b>	<b>1,740</b>	<b>5.68</b>	<b>\$52,078</b>	<b>1,847</b>	<b>5.89</b>	<b>\$59,267</b>	<b>1,797</b>	<b>5.55</b>	<b>\$61,133</b>	<b>1,707</b>	<b>5.20</b>	<b>\$61,957</b>

## MEDICAL BACK PROBLEMS

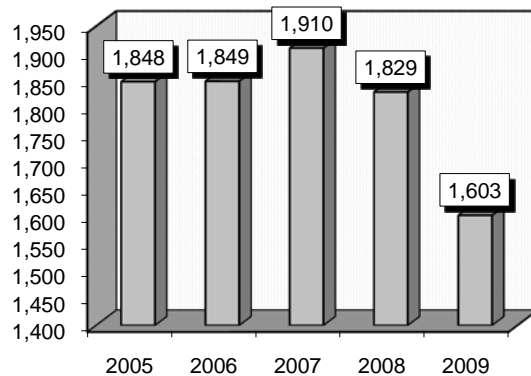
**Associated Diagnoses:** Diagnoses that frequently accompanied back problems were: 1) Hypertension (4019), 2) Tobacco use disorder (3051), 3) Closed fracture of lumbar vertebral column without mention of spinal cord injury (8054), 4) Lumbago (7242), 5) Closed fracture of the dorsal, thoracic vertebral column without mention of spinal cord injury (8052).

**Definitions:** **Vertebra:** Any one of the bones of the spinal column. **Intervertebral:** The space between two vertebrae. **Myelopathy:** Disease of the spinal cord. **Stenosis:** An abnormal condition characterized by the constriction or narrowing of an opening or passageway in a body structure. **Lumbago:** Pain in the lumbar, lower, region of the spinal cord caused by muscle strain, rheumatoid arthritis, osteoarthritis, or a herniated intervertebral disk. **Fracture:** a traumatic injury to a bone in which the continuity of the bone tissue is broken. **Dorsal:** The back of something. **Hypertension:** Elevated blood pressure persistently exceeding 140/90. Essential hypertension, the most common kind, has no single identifiable cause.

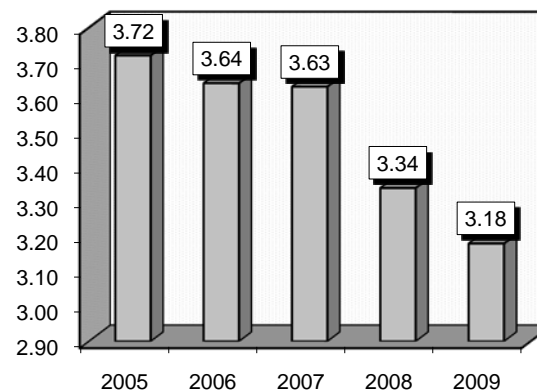
**Comments:** Diagnoses under this DRG, include but are not limited to, displacement of lumbar intervertebral disc without myelopathy, spinal stenosis, lumbago, closed fracture of dorsal vertebra and closed fracture of lumbar vertebra. It's interesting that persons with this diagnosis, as well as many other medical problems throughout this book, commonly have a diagnosis of tobacco use.

Gender	2005			2006			2007			2008			2009		
	Cases	Avg LOS	Avg Bill	Cases	Avg LOS	Avg Bill	Cases	Avg LOS	Avg Bill	Cases	Avg LOS	Avg Bill	Cases	Avg LOS	Avg Bill
Male	805	3.61	\$21,794	802	3.62	\$23,652	848	3.61	\$27,071	839	3.35	\$27,176	704	3.06	\$26,795
Female	1,043	3.80	\$20,491	1,047	3.66	\$20,780	1,062	3.65	\$24,427	990	3.34	\$24,176	899	3.27	\$26,560
Age Group	Cases	Avg LOS	Avg Bill	Cases	Avg LOS	Avg Bill	Cases	Avg LOS	Avg Bill	Cases	Avg LOS	Avg Bill	Cases	Avg LOS	Avg Bill
Ages 0-17	36	2.08	\$17,043	49	2.78	\$21,396	40	3.42	\$26,107	25	2.12	\$20,658	26	1.81	\$22,554
Ages 18-35	278	2.71	\$18,512	222	3.26	\$24,264	265	2.81	\$25,171	241	2.83	\$26,119	166	2.44	\$24,064
Ages 36-49	411	3.48	\$20,547	389	3.18	\$19,919	368	3.42	\$24,150	352	3.05	\$25,092	308	3.08	\$26,151
Ages 50-64	484	4.03	\$22,681	444	3.74	\$22,860	475	3.81	\$26,549	467	3.43	\$26,331	412	2.85	\$24,619
Ages 65+	639	4.16	\$21,492	745	4.00	\$22,002	762	3.92	\$25,834	744	3.64	\$25,262	691	3.64	\$28,890
<b>TOTAL</b>	<b>1,848</b>	<b>3.72</b>	<b>\$21,059</b>	<b>1,849</b>	<b>3.64</b>	<b>\$22,026</b>	<b>1,910</b>	<b>3.63</b>	<b>\$25,601</b>	<b>1,829</b>	<b>3.34</b>	<b>\$25,552</b>	<b>1,603</b>	<b>3.18</b>	<b>\$26,663</b>

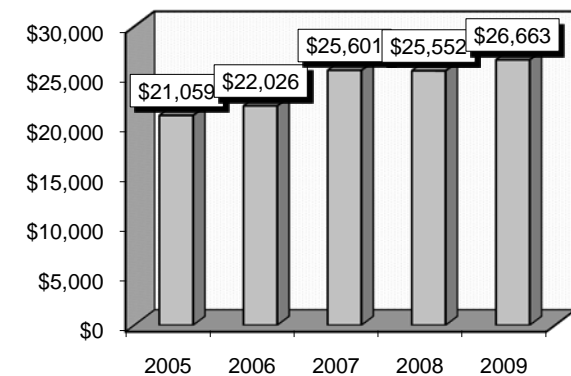
**Patient Discharges**



**Average Length of Stay**



**Average Billed Charges**





County / Hospital	2005			2006			2007			2008			2009		
	Cases	Avg LOS	Avg Bill	Cases	Avg LOS	Avg Bill	Cases	Avg LOS	Avg Bill	Cases	Avg LOS	Avg Bill	Cases	Avg LOS	Avg Bill
<b>CLARK</b>															
Centennial Hills	0	0.00	\$0	0	0.00	\$0	0	0.00	\$0	61	2.74	\$20,332	102	3.22	\$28,138
Desert Springs	104	3.76	\$18,787	116	3.72	\$20,246	107	4.22	\$26,202	111	3.23	\$25,022	106	3.84	\$29,505
Mountain View	92	3.37	\$18,577	98	3.82	\$24,496	124	3.13	\$22,990	114	3.37	\$24,006	122	2.90	\$26,661
North Vista	16	2.63	\$14,415	23	2.96	\$19,148	16	3.38	\$22,615	14	4.21	\$31,884	17	4.29	\$32,150
St. Rose-Rose de Lima	57	3.96	\$18,187	76	3.36	\$20,184	59	2.73	\$23,580	48	3.31	\$27,488	22	4.41	\$32,868
St. Rose-San Martin	0	0.00	\$0	2	2.50	\$25,715	59	2.98	\$25,869	71	3.25	\$25,772	43	3.12	\$26,304
St. Rose-Siena	124	3.65	\$22,830	101	3.10	\$20,329	120	3.62	\$26,537	93	3.33	\$27,628	72	3.96	\$31,277
Southern Hills	45	3.38	\$18,229	42	3.38	\$18,805	49	3.29	\$20,878	26	3.92	\$35,778	38	3.24	\$25,830
Spring Valley	68	2.88	\$18,311	83	3.46	\$22,739	74	3.58	\$25,054	87	3.57	\$26,073	93	2.66	\$23,878
Summerlin	120	3.86	\$21,682	107	3.17	\$21,331	75	3.69	\$28,951	81	3.00	\$26,848	91	2.99	\$27,759
Sunrise	303	3.28	\$18,806	295	3.51	\$23,173	345	3.84	\$25,688	343	3.31	\$25,210	215	3.34	\$31,786
UMC	331	4.76	\$30,415	259	4.13	\$31,990	270	3.92	\$38,141	183	3.12	\$32,708	155	2.55	\$29,545
Valley	136	3.33	\$17,269	155	3.30	\$19,959	161	3.14	\$23,102	177	3.47	\$27,344	143	2.82	\$25,614
<b>TOTAL</b>	<b>1,396</b>	<b>3.76</b>	<b>\$21,879</b>	<b>1,357</b>	<b>3.56</b>	<b>\$23,584</b>	<b>1,459</b>	<b>3.60</b>	<b>\$27,448</b>	<b>1,409</b>	<b>3.30</b>	<b>\$26,803</b>	<b>1,219</b>	<b>3.15</b>	<b>\$28,472</b>
<b>WASHOE</b>															
Carson Tahoe	69	3.26	\$12,731	87	3.82	\$17,461	67	2.76	\$14,973	48	3.15	\$15,715	53	3.28	\$18,505
Northern Nevada	28	3.36	\$17,381	20	3.55	\$16,611	28	3.04	\$18,588	17	3.18	\$22,937	13	3.15	\$25,150
Renown Regional	217	3.81	\$24,525	207	3.84	\$21,861	204	4.12	\$25,012	230	3.43	\$24,990	187	3.18	\$24,480
Renown S. Meadows	22	2.86	\$15,281	41	3.44	\$14,579	34	3.50	\$15,954	27	3.89	\$20,821	25	3.60	\$20,342
Saint Mary's	43	3.81	\$15,240	58	4.09	\$15,706	54	4.24	\$18,414	32	4.84	\$25,409	39	3.51	\$19,371
Sierra Surgery	0	0.00	\$0	1	1.00	\$9,432	0	0.00	\$0	0	0.00	\$0	0	0.00	\$0
<b>TOTAL</b>	<b>379</b>	<b>3.62</b>	<b>\$20,260</b>	<b>414</b>	<b>3.81</b>	<b>\$19,069</b>	<b>387</b>	<b>3.77</b>	<b>\$21,093</b>	<b>354</b>	<b>3.54</b>	<b>\$23,354</b>	<b>317</b>	<b>3.27</b>	<b>\$22,554</b>
<b>RURAL</b>															
Battle Mountain	0	0.00	\$0	0	0.00	\$0	1	3.00	\$1,092	4	2.00	\$3,265	0	0.00	\$0
Boulder City	14	4.00	\$8,941	20	4.00	\$6,535	17	4.29	\$6,768	8	4.13	\$6,750	10	3.30	\$5,361
Carson Valley	12	5.33	\$17,228	9	7.33	\$18,228	10	3.30	\$17,848	0	0.00	\$0	3	1.67	\$9,627
Churchill	3	3.00	\$9,747	10	3.60	\$15,152	4	6.50	\$24,872	8	3.88	\$13,251	4	2.75	\$11,616
Desert View	0	0.00	\$0	0	0.00	\$0	0	0.00	\$0	11	2.18	\$8,423	18	2.56	\$11,259
Grover C. Dils	5	1.60	\$3,782	1	3.00	\$2,313	2	3.00	\$3,879	0	0.00	\$0	1	5.00	\$4,341
Humboldt	1	10.00	\$12,975	1	3.00	\$5,978	1	2.00	\$1,430	4	3.75	\$8,654	2	1.50	\$5,439
Incline Village	1	3.00	\$15,616	0	0.00	\$0	0	0.00	\$0	1	1.00	\$8,258	0	0.00	\$0
Mesa View	5	3.80	\$12,057	5	2.00	\$10,095	4	4.25	\$13,457	8	2.25	\$8,976	12	2.58	\$10,719
Mount Grant	0	0.00	\$0	2	5.50	\$9,043	0	0.00	\$0	4	4.25	\$8,195	2	4.00	\$16,063
Northeastern	9	2.56	\$13,647	10	4.10	\$14,090	11	2.45	\$14,532	8	4.63	\$24,054	7	6.71	\$37,038
Nye	0	0.00	\$0	4	4.50	\$8,526	3	3.00	\$7,880	0	0.00	\$0	0	0.00	\$0
Pershing	10	2.30	\$5,269	2	4.50	\$11,201	1	1.00	\$3,750	1	6.00	\$11,869	0	0.00	\$0
South Lyon	4	2.00	\$2,084	3	2.33	\$2,458	3	2.67	\$2,413	1	9.00	\$10,419	1	1.00	\$3,577
William Bee Ririe	9	2.22	\$4,694	11	4.00	\$9,048	7	2.43	\$5,323	8	2.75	\$9,315	7	4.29	\$16,280
<b>TOTAL</b>	<b>73</b>	<b>3.33</b>	<b>\$9,521</b>	<b>78</b>	<b>4.21</b>	<b>\$10,608</b>	<b>64</b>	<b>3.47</b>	<b>\$10,764</b>	<b>66</b>	<b>3.35</b>	<b>\$10,643</b>	<b>67</b>	<b>3.28</b>	<b>\$13,200</b>
<b>ALL COUNTIES</b>	<b>1,848</b>	<b>3.72</b>	<b>\$21,059</b>	<b>1,849</b>	<b>3.64</b>	<b>\$22,026</b>	<b>1,910</b>	<b>3.63</b>	<b>\$25,601</b>	<b>1,829</b>	<b>3.34</b>	<b>\$25,552</b>	<b>1,603</b>	<b>3.18</b>	<b>\$26,663</b>

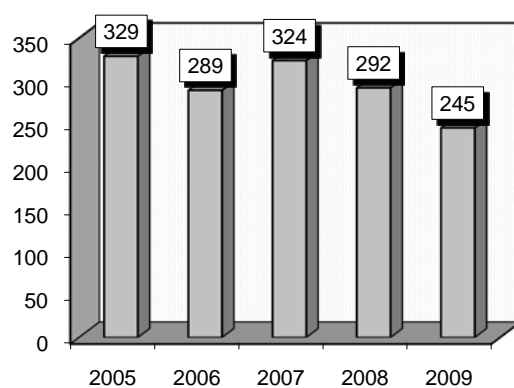
## TOTAL MASTECTOMY FOR MALIGNANCY WITH COMPLICATION

**Associated Procedures:** Procedures that frequently accompanied mastectomy for malignancy were: 1) Venous catheterization (3893), 2) Excision of axillary lymph node (4023), 3) Biopsy of lymphatic structure (4023), 4) Open biopsy of breast (8512), 5) Insertion of totally implantable vascular access device [VAD] (8607), 6) Regional lymph node excision (403), 7) Removal of breast implant (8594), 8) Mammoplasty (8589).

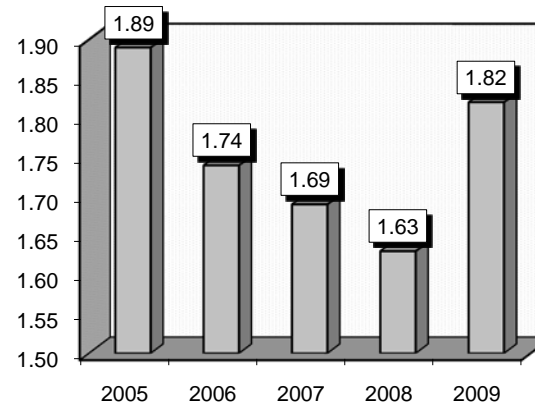
**Definitions: Mastectomy:** Mastectomy is undertaken in cases where the cancer is large or where tests have revealed abnormal changes in the breast tumour. In this instance, the entire breast is removed. Bilateral mastectomy is the removal of both breasts. **Malignancy:** A cancerous tumor that can invade and destroy nearby tissue and spread to other parts of the body. **Catheterization:** Passage of a tubular, flexible surgical instrument into a body channel or cavity to withdraw or introduce fluid. **Excision:** Surgical removal of a part of the body, including cancerous growth. **Axillary lymph node:** A lymph node in the armpit region that drains lymph channels from the breast. **Biopsy:** The removal of a sample of tissue for examination under a microscope to check for cancer cells. **Mammoplasty:** Any reconstructive or cosmetic surgical procedure that alters the size or shape of the breast.

Gender	2005			2006			2007			2008			2009		
	Cases	Avg LOS	Avg Bill	Cases	Avg LOS	Avg Bill	Cases	Avg LOS	Avg Bill	Cases	Avg LOS	Avg Bill	Cases	Avg LOS	Avg Bill
Male	7	2.29	\$23,160	5	1.60	\$21,186	4	1.25	\$16,986	4	1.25	\$21,187	0	0.00	\$0
Female	322	1.88	\$21,128	284	1.74	\$23,653	320	1.69	\$25,382	288	1.64	\$31,931	245	1.82	\$35,443
Age Group	Cases	Avg LOS	Avg Bill	Cases	Avg LOS	Avg Bill	Cases	Avg LOS	Avg Bill	Cases	Avg LOS	Avg Bill	Cases	Avg LOS	Avg Bill
Ages 0-17	0	0.00	\$0	0	0.00	\$0	0	0.00	\$0	0	0.00	\$0	0	0.00	\$0
Ages 18-35	11	2.00	\$18,870	4	1.25	\$34,522	11	1.45	\$26,573	9	1.11	\$36,949	8	1.38	\$51,365
Ages 36-49	73	1.81	\$23,264	55	1.95	\$27,010	59	1.58	\$25,320	56	1.82	\$40,221	53	1.58	\$44,102
Ages 50-64	111	1.90	\$21,783	86	1.74	\$25,921	105	1.45	\$25,314	104	1.62	\$33,971	85	1.92	\$35,777
Ages 65+	134	1.91	\$19,712	144	1.67	\$20,628	149	1.92	\$25,141	123	1.60	\$25,715	99	1.89	\$29,233
<b>TOTAL</b>	<b>329</b>	<b>1.89</b>	<b>\$21,171</b>	<b>289</b>	<b>1.74</b>	<b>\$23,610</b>	<b>324</b>	<b>1.69</b>	<b>\$25,278</b>	<b>292</b>	<b>1.63</b>	<b>\$31,784</b>	<b>245</b>	<b>1.82</b>	<b>\$35,443</b>

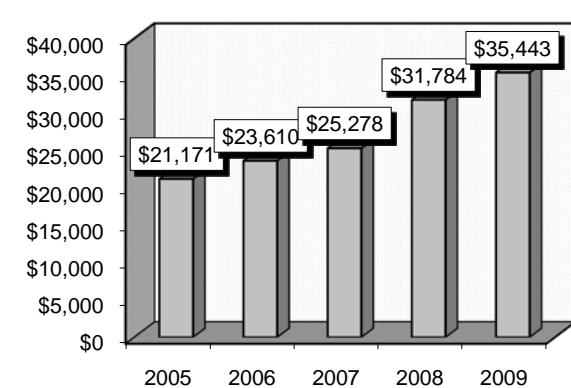
**Patient Discharges**



**Average Length of Stay**



**Average Billed Charges**



County / Hospital	2005			2006			2007			2008			2009		
	Cases	Avg LOS	Avg Bill	Cases	Avg LOS	Avg Bill	Cases	Avg LOS	Avg Bill	Cases	Avg LOS	Avg Bill	Cases	Avg LOS	Avg Bill
<b>CLARK</b>															
Centennial Hills	0	0.00	\$0	0	0.00	\$0	0	0.00	\$0	0	0.00	\$0	1	1.00	\$19,921
Desert Springs	16	1.94	\$19,854	10	3.40	\$29,539	11	1.64	\$28,949	18	2.06	\$32,090	7	4.14	\$34,024
Mountain View	44	1.43	\$16,481	39	1.59	\$16,028	15	2.80	\$28,110	21	1.71	\$23,631	21	2.10	\$33,148
North Vista	2	1.00	\$18,722	1	5.00	\$44,639	8	1.63	\$35,359	4	3.75	\$57,313	1	1.00	\$33,567
St. Rose-Rose de Lima	1	1.00	\$19,724	2	1.00	\$18,343	4	1.50	\$23,678	2	1.50	\$19,599	5	1.20	\$23,401
St. Rose-San Martin	0	0.00	\$0	0	0.00	\$0	4	1.25	\$23,060	6	2.83	\$45,488	1	1.00	\$20,010
St. Rose-Siena	8	1.75	\$21,743	7	1.71	\$24,427	8	1.13	\$23,822	4	2.50	\$29,934	5	1.80	\$34,781
Southern Hills	1	3.00	\$23,527	6	1.00	\$14,294	10	1.50	\$20,591	1	3.00	\$40,358	1	1.00	\$15,245
Spring Valley	10	1.30	\$14,744	7	1.29	\$17,445	36	1.19	\$21,028	19	1.26	\$24,338	30	1.70	\$26,567
Summerlin	23	2.13	\$22,917	8	1.88	\$24,092	28	2.29	\$33,534	16	1.88	\$36,928	15	2.73	\$40,843
Sunrise	93	1.55	\$21,177	97	1.46	\$26,115	49	1.53	\$30,660	54	1.20	\$53,383	49	1.53	\$54,281
UMC	29	2.90	\$29,228	26	2.15	\$35,835	13	1.85	\$37,750	20	1.75	\$30,510	18	1.50	\$53,850
Valley	16	1.25	\$17,624	22	1.36	\$22,094	60	1.63	\$20,621	39	1.31	\$22,395	29	1.34	\$22,745
<b>TOTAL</b>	<b>243</b>	<b>1.74</b>	<b>\$20,868</b>	<b>225</b>	<b>1.66</b>	<b>\$24,553</b>	<b>246</b>	<b>1.67</b>	<b>\$26,556</b>	<b>204</b>	<b>1.60</b>	<b>\$35,269</b>	<b>183</b>	<b>1.78</b>	<b>\$38,318</b>
<b>WASHOE</b>															
Carson Tahoe	3	1.33	\$23,552	1	3.00	\$32,034	0	0.00	\$0	1	2.00	\$24,575	2	1.50	\$24,767
Northern Nevada	0	0.00	\$0	1	1.00	\$19,031	1	3.00	\$37,212	3	2.33	\$32,531	0	0.00	\$0
Renown Regional	26	2.92	\$21,488	22	1.82	\$17,777	34	1.76	\$16,907	20	1.60	\$20,022	26	2.00	\$23,862
Renown S. Meadows	12	2.67	\$26,107	4	2.25	\$23,906	2	2.00	\$22,154	9	2.44	\$23,533	5	3.00	\$29,403
Saint Mary's	28	2.11	\$25,869	20	1.95	\$24,422	28	1.57	\$28,056	29	1.41	\$31,542	19	1.68	\$33,509
Sierra Surgery	0	0.00	\$0	0	0.00	\$0	1	2.00	\$18,526	3	2.00	\$17,068	1	3.00	\$19,339
<b>TOTAL</b>	<b>69</b>	<b>2.48</b>	<b>\$24,159</b>	<b>48</b>	<b>1.92</b>	<b>\$21,380</b>	<b>66</b>	<b>1.71</b>	<b>\$22,128</b>	<b>65</b>	<b>1.69</b>	<b>\$26,159</b>	<b>53</b>	<b>1.98</b>	<b>\$27,792</b>
<b>RURAL</b>															
Battle Mountain	0	0.00	\$0	0	0.00	\$0	0	0.00	\$0	0	0.00	\$0	0	0.00	\$0
Boulder City	0	0.00	\$0	0	0.00	\$0	0	0.00	\$0	0	0.00	\$0	0	0.00	\$0
Carson Valley	0	0.00	\$0	0	0.00	\$0	0	0.00	\$0	0	0.00	\$0	0	0.00	\$0
Churchill	6	1.50	\$13,174	8	2.38	\$18,480	2	2.00	\$15,410	9	1.89	\$16,147	6	1.50	\$20,615
Desert View	0	0.00	\$0	0	0.00	\$0	0	0.00	\$0	1	2.00	\$12,466	0	0.00	\$0
Grover C. Dils	0	0.00	\$0	0	0.00	\$0	0	0.00	\$0	0	0.00	\$0	0	0.00	\$0
Humboldt	0	0.00	\$0	0	0.00	\$0	0	0.00	\$0	0	0.00	\$0	1	1.00	\$16,991
Incline Village	0	0.00	\$0	0	0.00	\$0	0	0.00	\$0	0	0.00	\$0	0	0.00	\$0
Mesa View	0	0.00	\$0	1	1.00	\$11,593	1	1.00	\$9,931	6	2.17	\$17,065	0	0.00	\$0
Mount Grant	0	0.00	\$0	0	0.00	\$0	0	0.00	\$0	0	0.00	\$0	0	0.00	\$0
Northeastern	10	1.50	\$13,973	7	2.43	\$16,190	8	2.00	\$18,223	7	1.29	\$17,927	2	2.50	\$28,787
Nye	0	0.00	\$0	0	0.00	\$0	0	0.00	\$0	0	0.00	\$0	0	0.00	\$0
Pershing	0	0.00	\$0	0	0.00	\$0	0	0.00	\$0	0	0.00	\$0	0	0.00	\$0
South Lyon	0	0.00	\$0	0	0.00	\$0	0	0.00	\$0	0	0.00	\$0	0	0.00	\$0
William Bee Ririe	1	2.00	\$8,443	0	0.00	\$0	1	1.00	\$10,517	0	0.00	\$0	0	0.00	\$0
<b>TOTAL</b>	<b>17</b>	<b>1.53</b>	<b>\$13,366</b>	<b>16</b>	<b>2.31</b>	<b>\$17,048</b>	<b>12</b>	<b>1.83</b>	<b>\$16,421</b>	<b>23</b>	<b>1.78</b>	<b>\$16,768</b>	<b>9</b>	<b>1.67</b>	<b>\$22,028</b>
<b>ALL COUNTIES</b>	<b>329</b>	<b>1.89</b>	<b>\$21,171</b>	<b>289</b>	<b>1.74</b>	<b>\$23,610</b>	<b>324</b>	<b>1.69</b>	<b>\$25,278</b>	<b>292</b>	<b>1.63</b>	<b>\$31,784</b>	<b>245</b>	<b>1.82</b>	<b>\$35,443</b>

## OPERATING ROOM PROCEDURES FOR OBESITY

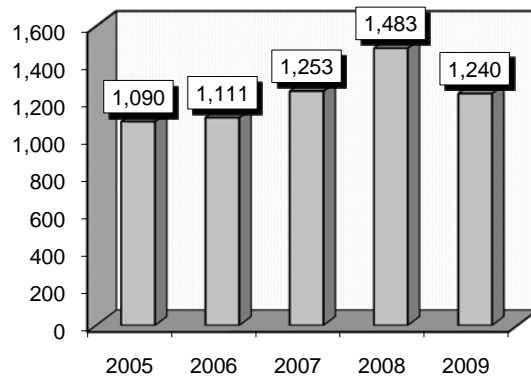
**Associated Procedures:** Procedures that frequently accompanied procedures for obesity were: 1) Laparoscopic gastroenterostomy (4438), 2) Laparoscopic gastric restriction procedure (4495), 3) Laparoscopic peritoneal adhesiolysis (5451), 4) Abdominal repair of diaphragmatic hernia (537), 5) Laparoscopic gastroplasty (4468).

**Definitions: Laproscopy:** The insertion of a thin lighted tube with a camera (laparoscope) used to assist in operations without the need for making large incisions.

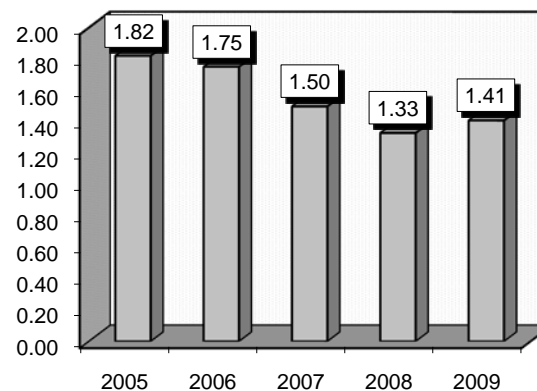
**Gastroenterostomy:** The surgical creation of a connection between the stomach and the jejunum. **Jejunum:** The longest part of the small intestine extending from the duodenum to the ileum. **Duodenum:** The first part of the small intestine. It is located below the stomach. **Ileum:** The lowest section of the small intestine. It is involved in absorbing digested food into the body. **Peritoneal:** A membrane that lines the wall of the abdominal cavity. **Adhesiolysis:** The treatment for the removal of scarlike tissue that forms between two surfaces within the body. **Diaphragmatic hernia:** A hole in the diaphragm through which the bowels can pass through. **Gastroplasty:** Any surgical treatment of the stomach or lower esophagus used to decrease the size of the stomach. This procedure is often done by dividing the stomach into a large and small pouch through the use of staples.

Gender	2005			2006			2007			2008			2009		
	Cases	Avg LOS	Avg Bill	Cases	Avg LOS	Avg Bill	Cases	Avg LOS	Avg Bill	Cases	Avg LOS	Avg Bill	Cases	Avg LOS	Avg Bill
Male	231	1.64	\$34,033	239	1.80	\$36,608	311	1.45	\$36,023	397	1.26	\$37,474	343	1.38	\$39,989
Female	859	1.87	\$34,870	872	1.73	\$34,749	942	1.51	\$37,190	1,086	1.36	\$36,123	897	1.42	\$37,906
Age Group	Cases	Avg LOS	Avg Bill	Cases	Avg LOS	Avg Bill	Cases	Avg LOS	Avg Bill	Cases	Avg LOS	Avg Bill	Cases	Avg LOS	Avg Bill
Ages 0-17	8	1.75	\$26,470	9	8.11	\$62,461	14	4.14	\$26,030	7	1.71	\$65,422	0	0.00	\$0
Ages 18-35	264	1.53	\$32,772	245	1.40	\$32,362	260	1.36	\$37,908	282	1.24	\$35,419	211	1.33	\$38,193
Ages 36-49	423	1.84	\$35,509	436	1.64	\$34,759	450	1.45	\$36,591	540	1.37	\$36,523	447	1.36	\$37,837
Ages 50-64	359	1.99	\$35,505	348	1.98	\$37,684	444	1.51	\$36,739	499	1.34	\$36,743	422	1.49	\$39,212
Ages 65+	36	2.03	\$32,912	73	1.66	\$31,389	85	1.65	\$38,082	155	1.30	\$36,153	160	1.42	\$38,743
<b>TOTAL</b>	<b>1,090</b>	<b>1.82</b>	<b>\$34,693</b>	<b>1,111</b>	<b>1.75</b>	<b>\$35,149</b>	<b>1,253</b>	<b>1.50</b>	<b>\$36,900</b>	<b>1,483</b>	<b>1.33</b>	<b>\$36,485</b>	<b>1,240</b>	<b>1.41</b>	<b>\$38,483</b>

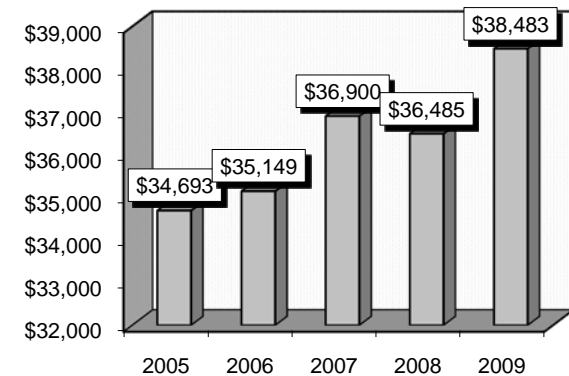
**Patient Discharges**



**Average Length of Stay**



**Average Billed Charges**



County / Hospital	2005			2006			2007			2008			2009		
	Cases	Avg LOS	Avg Bill	Cases	Avg LOS	Avg Bill	Cases	Avg LOS	Avg Bill	Cases	Avg LOS	Avg Bill	Cases	Avg LOS	Avg Bill
<b>CLARK</b>															
Centennial Hills	0	0.00	\$0	0	0.00	\$0	0	0.00	\$0	0	0.00	\$0	0	0.00	\$0
Desert Springs	245	1.72	\$23,369	228	1.68	\$26,346	210	1.52	\$37,234	69	1.32	\$35,213	130	1.25	\$47,041
Mountain View	50	2.62	\$61,948	75	1.85	\$61,514	131	1.46	\$53,826	98	1.24	\$44,110	27	2.33	\$81,834
North Vista	168	1.74	\$43,842	242	1.54	\$40,855	298	1.36	\$39,676	740	1.10	\$34,258	560	1.13	\$35,577
St. Rose-Rose de Lima	218	1.22	\$27,495	227	1.24	\$25,811	332	1.12	\$30,204	288	1.29	\$32,770	198	1.41	\$36,279
St. Rose-San Martin	0	0.00	\$0	0	0.00	\$0	0	0.00	\$0	0	0.00	\$0	0	0.00	\$0
St. Rose-Siena	0	0.00	\$0	1	9.00	\$62,797	1	2.00	\$72,381	0	0.00	\$0	1	3.00	\$58,323
Southern Hills	0	0.00	\$0	0	0.00	\$0	0	0.00	\$0	0	0.00	\$0	0	0.00	\$0
Spring Valley	0	0.00	\$0	1	9.00	\$79,881	0	0.00	\$0	0	0.00	\$0	0	0.00	\$0
Summerlin	32	3.19	\$60,926	88	1.50	\$35,298	53	1.43	\$34,133	13	1.23	\$53,096	10	1.40	\$56,148
Sunrise	3	3.67	\$23,959	4	16.25	\$109,515	1	17.00	\$104,250	0	0.00	\$0	0	0.00	\$0
UMC	0	0.00	\$0	1	25.00	\$168,469	14	3.29	\$31,317	30	2.23	\$86,690	22	2.09	\$76,294
Valley	11	2.45	\$38,929	6	2.17	\$44,589	2	2.00	\$43,583	7	2.71	\$74,395	0	0.00	\$0
<b>TOTAL</b>	<b>727</b>	<b>1.72</b>	<b>\$33,881</b>	<b>873</b>	<b>1.64</b>	<b>\$34,925</b>	<b>1,042</b>	<b>1.37</b>	<b>\$37,651</b>	<b>1,245</b>	<b>1.20</b>	<b>\$36,428</b>	<b>948</b>	<b>1.26</b>	<b>\$39,799</b>
<b>WASHOE</b>															
Carson Tahoe	24	2.00	\$29,041	20	2.35	\$31,715	0	0.00	\$0	0	0.00	\$0	0	0.00	\$0
Northern Nevada	1	2.00	\$43,554	2	3.00	\$26,415	2	2.00	\$47,149	1	1.00	\$35,682	0	0.00	\$0
Renown Regional	153	2.20	\$37,556	51	2.29	\$37,380	37	2.30	\$32,027	49	2.35	\$31,510	45	1.89	\$30,561
Renown S. Meadows	51	1.43	\$24,921	58	2.33	\$35,907	49	2.22	\$31,654	63	1.98	\$33,710	95	1.64	\$31,119
Saint Mary's	134	2.03	\$40,489	107	1.92	\$36,311	123	2.00	\$33,925	124	1.85	\$40,513	146	2.03	\$37,716
Sierra Surgery	0	0.00	\$0	0	0.00	\$0	0	0.00	\$0	1	1.00	\$26,748	6	1.17	\$25,134
<b>TOTAL</b>	<b>363</b>	<b>2.02</b>	<b>\$36,317</b>	<b>238</b>	<b>2.14</b>	<b>\$35,972</b>	<b>211</b>	<b>2.10</b>	<b>\$33,190</b>	<b>238</b>	<b>1.98</b>	<b>\$36,781</b>	<b>292</b>	<b>1.87</b>	<b>\$34,208</b>
<b>RURAL</b>															
Battle Mountain	0	0.00	\$0	0	0.00	\$0	0	0.00	\$0	0	0.00	\$0	0	0.00	\$0
Boulder City	0	0.00	\$0	0	0.00	\$0	0	0.00	\$0	0	0.00	\$0	0	0.00	\$0
Carson Valley	0	0.00	\$0	0	0.00	\$0	0	0.00	\$0	0	0.00	\$0	0	0.00	\$0
Churchill	0	0.00	\$0	0	0.00	\$0	0	0.00	\$0	0	0.00	\$0	0	0.00	\$0
Desert View	0	0.00	\$0	0	0.00	\$0	0	0.00	\$0	0	0.00	\$0	0	0.00	\$0
Grover C. Dils	0	0.00	\$0	0	0.00	\$0	0	0.00	\$0	0	0.00	\$0	0	0.00	\$0
Humboldt	0	0.00	\$0	0	0.00	\$0	0	0.00	\$0	0	0.00	\$0	0	0.00	\$0
Incline Village	0	0.00	\$0	0	0.00	\$0	0	0.00	\$0	0	0.00	\$0	0	0.00	\$0
Mesa View	0	0.00	\$0	0	0.00	\$0	0	0.00	\$0	0	0.00	\$0	0	0.00	\$0
Mount Grant	0	0.00	\$0	0	0.00	\$0	0	0.00	\$0	0	0.00	\$0	0	0.00	\$0
Northeastern	0	0.00	\$0	0	0.00	\$0	0	0.00	\$0	0	0.00	\$0	0	0.00	\$0
Nye	0	0.00	\$0	0	0.00	\$0	0	0.00	\$0	0	0.00	\$0	0	0.00	\$0
Pershing	0	0.00	\$0	0	0.00	\$0	0	0.00	\$0	0	0.00	\$0	0	0.00	\$0
South Lyon	0	0.00	\$0	0	0.00	\$0	0	0.00	\$0	0	0.00	\$0	0	0.00	\$0
William Bee Ririe	0	0.00	\$0	0	0.00	\$0	0	0.00	\$0	0	0.00	\$0	0	0.00	\$0
<b>TOTAL</b>	<b>0</b>	<b>0.00</b>	<b>\$0</b>	<b>0</b>	<b>0.00</b>	<b>\$0</b>	<b>0</b>	<b>0.00</b>	<b>\$0</b>	<b>0</b>	<b>0.00</b>	<b>\$0</b>	<b>0</b>	<b>0.00</b>	<b>\$0</b>
<b>ALL COUNTIES</b>	<b>1,090</b>	<b>1.82</b>	<b>\$34,693</b>	<b>1,111</b>	<b>1.75</b>	<b>\$35,149</b>	<b>1,253</b>	<b>1.50</b>	<b>\$36,900</b>	<b>1,483</b>	<b>1.33</b>	<b>\$36,485</b>	<b>1,240</b>	<b>1.41</b>	<b>\$38,483</b>

## DIABETES

**Associated Diagnoses:** Diagnoses that frequently accompanied diabetes were: 1) Hypertension (4019), 2) Diabetes with other specified manifestations such as diabetic hypoglycemia and hypoglycemic shock (25080), 3) Long term use of insulin (V5867), 4) Tobacco use disorder (3051), 5) Dehydration (27651), 6) Diabetes Mellitus with ketoacidosis (25011), 7) History of past noncompliance (V1581).

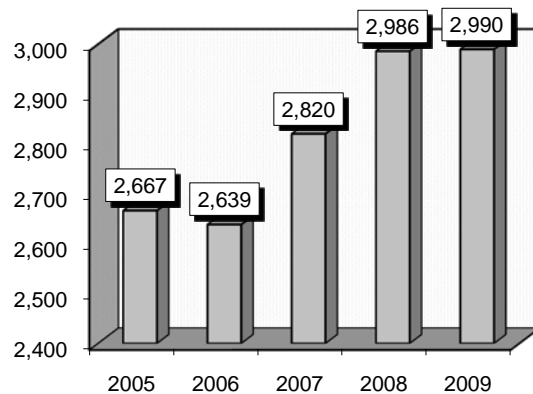
**Definition: Hypertension:** Elevated blood pressure persistently exceeding 140/90. Essential hypertension, the most common kind, has no single identifiable cause.

**Ketoacidosis:** High blood glucose; often caused by illness or taking too little insulin. A life-threatening condition in which ketones, which result from the breakdown of fat for energy, accumulate in the bloodstream and the pH of the blood decreases.

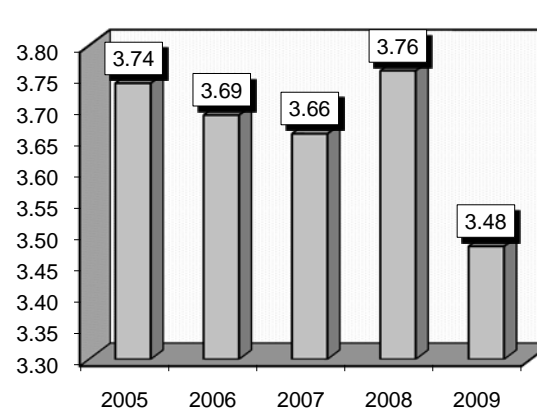
**Comments:** Diabetes is a disease in which blood sugar (glucose) levels are abnormally high because the body does not produce enough insulin. In Type 1 diabetes more than 90% of the insulin-producing cells of the pancreas are permanently destroyed. The pancreas produces little or no insulin. Most people who have Type 1 diabetes develop the disease before age 30. In Type 2 diabetes, the pancreas continues to produce insulin, sometimes even at higher than normal levels. However, the body develops resistance to the effects of insulin, so there is not enough insulin to meet the body's needs. Type 2 diabetes may occur in children and adolescents but usually begins in people older than 30 and becomes progressively more common with age.

Gender	2005			2006			2007			2008			2009		
	Cases	Avg LOS	Avg Bill	Cases	Avg LOS	Avg Bill	Cases	Avg LOS	Avg Bill	Cases	Avg LOS	Avg Bill	Cases	Avg LOS	Avg Bill
Male	1,404	3.63	\$18,904	1,423	3.55	\$20,420	1,581	3.67	\$24,081	1,700	3.70	\$25,911	1,659	3.60	\$27,991
Female	1,263	3.86	\$20,552	1,216	3.85	\$22,255	1,239	3.65	\$24,115	1,286	3.83	\$25,859	1,331	3.33	\$25,785
Age Group	Cases	Avg LOS	Avg Bill	Cases	Avg LOS	Avg Bill	Cases	Avg LOS	Avg Bill	Cases	Avg LOS	Avg Bill	Cases	Avg LOS	Avg Bill
Ages 0-17	321	3.14	\$11,310	293	3.05	\$11,599	325	2.84	\$12,675	319	2.99	\$14,122	324	2.81	\$15,045
Ages 18-35	608	3.39	\$18,973	606	3.57	\$21,831	685	3.59	\$26,012	768	3.13	\$25,532	761	2.96	\$24,455
Ages 36-49	575	3.74	\$20,718	642	3.72	\$23,221	669	3.77	\$26,589	662	3.82	\$27,176	623	3.99	\$30,857
Ages 50-64	588	4.47	\$23,606	569	4.16	\$23,596	596	4.09	\$25,736	641	3.81	\$27,644	704	3.83	\$30,955
Ages 65+	575	3.69	\$20,069	529	3.64	\$21,093	545	3.63	\$23,645	596	4.84	\$29,327	578	3.55	\$28,123
<b>TOTAL</b>	<b>2,667</b>	<b>3.74</b>	<b>\$19,685</b>	<b>2,639</b>	<b>3.69</b>	<b>\$21,266</b>	<b>2,820</b>	<b>3.66</b>	<b>\$24,096</b>	<b>2,986</b>	<b>3.76</b>	<b>\$25,888</b>	<b>2,990</b>	<b>3.48</b>	<b>\$27,009</b>

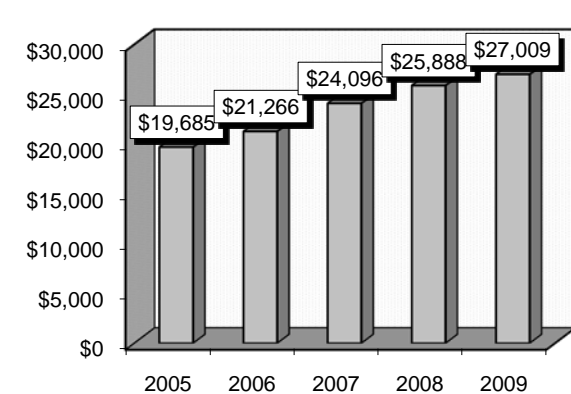
**Patient Discharges**



**Average Length of Stay**



**Average Billed Charges**



County / Hospital	2005			2006			2007			2008			2009		
	Cases	Avg LOS	Avg Bill	Cases	Avg LOS	Avg Bill	Cases	Avg LOS	Avg Bill	Cases	Avg LOS	Avg Bill	Cases	Avg LOS	Avg Bill
<b>CLARK</b>															
Centennial Hills	0	0.00	\$0	0	0.00	\$0	0	0.00	\$0	114	3.43	\$28,009	135	3.27	\$29,194
Desert Springs	182	4.57	\$22,238	163	3.47	\$21,610	174	4.39	\$25,213	147	3.35	\$24,988	172	3.40	\$26,672
Mountain View	154	3.98	\$22,189	134	3.54	\$21,584	157	3.76	\$27,124	159	3.48	\$28,712	166	3.90	\$35,298
North Vista	125	4.12	\$26,755	142	4.61	\$31,432	135	4.53	\$31,465	133	5.32	\$36,523	133	3.82	\$32,165
St. Rose-Rose de Lima	112	2.98	\$18,577	108	4.12	\$27,809	109	3.10	\$25,013	124	3.13	\$25,352	129	4.03	\$30,812
St. Rose-San Martin	0	0.00	\$0	5	2.80	\$16,595	70	3.00	\$22,814	97	3.79	\$25,878	93	2.76	\$22,649
St. Rose-Siena	139	3.60	\$21,526	145	2.94	\$20,387	128	3.86	\$26,184	122	3.62	\$22,671	155	3.23	\$26,776
Southern Hills	56	4.98	\$26,374	39	3.79	\$21,856	50	3.20	\$22,124	42	4.02	\$29,271	45	4.13	\$33,304
Spring Valley	119	3.45	\$21,394	126	3.14	\$21,389	118	3.32	\$22,695	148	3.60	\$29,387	132	3.20	\$28,988
Summerlin	127	3.37	\$22,804	122	3.70	\$26,506	154	3.26	\$28,591	164	2.90	\$25,781	178	2.85	\$27,002
Sunrise	365	3.83	\$19,958	317	3.55	\$21,071	310	3.69	\$26,132	347	4.53	\$28,721	297	4.36	\$32,991
UMC	503	4.05	\$18,760	494	4.33	\$20,889	567	3.95	\$26,114	503	3.48	\$25,859	451	3.41	\$26,668
Valley	175	4.00	\$23,024	192	4.58	\$28,308	219	4.09	\$29,445	240	3.85	\$30,854	196	3.64	\$34,411
<b>TOTAL</b>	<b>2,057</b>	<b>3.91</b>	<b>\$21,172</b>	<b>1,987</b>	<b>3.88</b>	<b>\$23,219</b>	<b>2,191</b>	<b>3.81</b>	<b>\$26,523</b>	<b>2,340</b>	<b>3.75</b>	<b>\$27,732</b>	<b>2,282</b>	<b>3.56</b>	<b>\$29,623</b>
<b>WASHOE</b>															
Carson Tahoe	93	2.46	\$11,158	120	2.61	\$16,275	93	2.52	\$13,096	98	2.98	\$16,697	110	2.60	\$15,433
Northern Nevada	24	2.54	\$18,061	41	2.73	\$17,917	32	2.88	\$17,848	44	3.41	\$22,692	31	2.45	\$20,564
Renown Regional	258	3.63	\$18,382	229	3.50	\$16,974	227	3.38	\$18,435	255	3.87	\$23,826	276	3.78	\$22,648
Renown S. Meadows	18	3.11	\$15,649	16	2.56	\$14,529	34	2.47	\$15,129	39	3.05	\$18,880	35	2.94	\$22,304
Saint Mary's	87	2.90	\$13,879	112	3.30	\$16,148	103	3.77	\$17,395	83	3.19	\$17,199	103	3.57	\$19,511
Sierra Surgery	0	0.00	\$0	0	0.00	\$0	0	0.00	\$0	0	0.00	\$0	0	0.00	\$0
<b>TOTAL</b>	<b>480</b>	<b>3.20</b>	<b>\$16,047</b>	<b>518</b>	<b>3.16</b>	<b>\$16,633</b>	<b>489</b>	<b>3.20</b>	<b>\$16,932</b>	<b>519</b>	<b>3.49</b>	<b>\$20,952</b>	<b>555</b>	<b>3.38</b>	<b>\$20,497</b>
<b>RURAL</b>															
Battle Mountain	1	1.00	\$2,569	3	1.67	\$2,565	1	2.00	\$1,837	1	1.00	\$6,838	0	0.00	\$0
Boulder City	8	3.25	\$8,032	9	2.89	\$8,228	6	4.00	\$11,334	9	4.22	\$12,228	16	2.00	\$5,270
Carson Valley	6	1.67	\$4,797	8	3.50	\$12,341	16	3.75	\$18,388	13	4.46	\$21,847	14	3.43	\$19,920
Churchill	24	5.00	\$16,664	14	5.00	\$17,925	20	4.30	\$16,478	22	3.41	\$15,560	33	2.94	\$12,261
Desert View	0	0.00	\$0	0	0.00	\$0	0	0.00	\$0	3	1.67	\$5,514	5	2.20	\$8,053
Grover C. Dils	4	2.25	\$4,159	0	0.00	\$0	2	2.00	\$8,989	3	2.33	\$5,315	2	3.00	\$5,510
Humboldt	6	3.67	\$8,745	7	3.14	\$5,121	10	2.90	\$5,400	14	22.29	\$14,833	13	2.62	\$9,942
Incline Village	1	2.00	\$4,792	1	2.00	\$21,319	0	0.00	\$0	0	0.00	\$0	0	0.00	\$0
Mesa View	14	1.93	\$8,588	12	1.83	\$8,855	10	2.30	\$8,892	7	1.57	\$8,045	9	2.44	\$11,922
Mount Grant	9	4.11	\$9,378	12	2.67	\$5,143	11	3.73	\$8,762	4	3.25	\$7,157	9	3.22	\$7,908
Northeastern	38	2.39	\$9,929	44	2.50	\$11,959	29	2.24	\$13,198	24	1.88	\$11,114	33	2.24	\$15,022
Nye	3	1.67	\$5,692	2	1.00	\$3,710	5	2.20	\$7,213	2	3.50	\$7,226	3	1.67	\$6,981
Pershing	2	3.50	\$5,469	3	2.67	\$4,546	9	2.22	\$4,038	7	2.86	\$8,964	4	2.50	\$6,339
South Lyon	7	3.29	\$4,609	7	3.00	\$4,556	9	1.67	\$2,680	9	2.33	\$4,784	5	3.40	\$4,950
William Bee Ririe	7	1.86	\$4,839	12	3.17	\$11,127	12	3.17	\$10,807	9	2.33	\$8,891	7	3.00	\$12,602
<b>TOTAL</b>	<b>130</b>	<b>3.02</b>	<b>\$9,581</b>	<b>134</b>	<b>2.88</b>	<b>\$10,218</b>	<b>140</b>	<b>2.99</b>	<b>\$11,142</b>	<b>127</b>	<b>4.99</b>	<b>\$12,089</b>	<b>153</b>	<b>2.65</b>	<b>\$11,646</b>
<b>ALL COUNTIES</b>	<b>2,667</b>	<b>3.74</b>	<b>\$19,685</b>	<b>2,639</b>	<b>3.69</b>	<b>\$21,266</b>	<b>2,820</b>	<b>3.66</b>	<b>\$24,096</b>	<b>2,986</b>	<b>3.76</b>	<b>\$25,888</b>	<b>2,990</b>	<b>3.48</b>	<b>\$27,009</b>

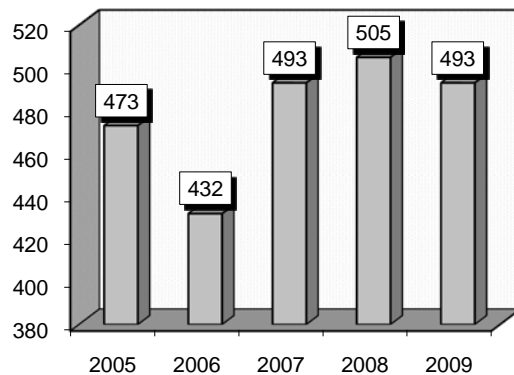
## ENDOCRINE DISORDERS

**Associated Diagnoses:** Diagnoses that frequently accompanied endocrine disorders were: 1) Hypertension (4019), 2) Unspecified acquired hypothyroidism (2449), 3) Hypopotassemia (2768), 4) Disorders of neurohypophysis (2536), 5) Tobacco use disorder (3051), 6) Malignant neoplasm of the thyroid gland (193), 7) Diabetes Mellitus II (25000), 8) Thyrotoxicosis (2424-9).

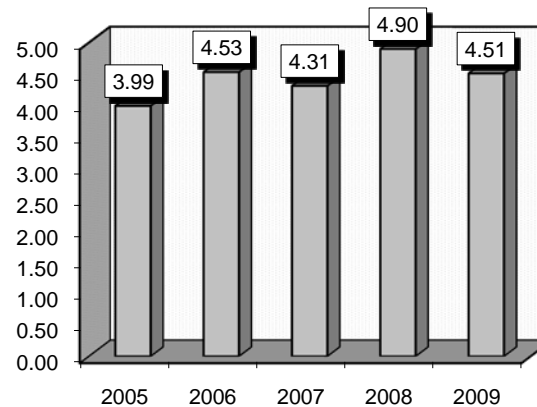
**Definitions:** **Hypertension:** Elevated blood pressure persistently exceeding 140/90. Essential hypertension, the most common kind, has no single identifiable cause. **Hypothyroidism:** A condition in which the thyroid gland produces an insufficient amount of thyroid hormone. The resulting lowered metabolism interferes with the normal breakdown of "old" hormones and causes lethargy. **Hypopotassemia:** A deficiency of potassium. **Neurohypophysis:** Also known as the posterior lobe of the pituitary gland, it is composed of nervous tissue and is connected to the hypothalamus of the brain by the narrow stalk. **Malignant neoplasm:** Malignant tumor: a tumor that is malignant and tends to spread to other parts of the body. **Diabetes mellitus:** A group of disorders in which the body is unable to competently process blood sugars leading to hyperglycemia. This can lead to a host of ailments including poor circulation, kidney disorders and blindness. **Hyperglycemia:** A condition in which an excessive amount of glucose circulates in the blood plasma. **Thyrotoxicosis:** Another name for hyperthyroidism or high levels of thyroid hormone.

Gender	2005			2006			2007			2008			2009		
	Cases	Avg LOS	Avg Bill	Cases	Avg LOS	Avg Bill	Cases	Avg LOS	Avg Bill	Cases	Avg LOS	Avg Bill	Cases	Avg LOS	Avg Bill
Male	156	4.01	\$20,891	151	4.56	\$27,407	177	4.76	\$31,513	173	4.90	\$33,916	132	3.86	\$28,428
Female	317	3.97	\$19,366	281	4.52	\$25,346	316	4.06	\$26,812	332	4.91	\$29,227	361	4.75	\$30,185
Age Group	Cases	Avg LOS	Avg Bill	Cases	Avg LOS	Avg Bill	Cases	Avg LOS	Avg Bill	Cases	Avg LOS	Avg Bill	Cases	Avg LOS	Avg Bill
Ages 0-17	20	6.15	\$20,702	27	2.89	\$13,868	24	5.04	\$23,683	28	3.21	\$16,848	26	5.15	\$31,837
Ages 18-35	73	2.86	\$13,908	54	3.28	\$17,465	67	2.78	\$18,340	69	2.99	\$21,179	59	2.92	\$21,026
Ages 36-49	109	3.01	\$17,309	98	3.89	\$25,722	99	3.42	\$21,332	111	4.27	\$31,892	124	3.08	\$25,682
Ages 50-64	115	3.84	\$19,360	105	4.37	\$26,358	114	4.71	\$31,942	120	4.31	\$33,318	102	4.32	\$32,692
Ages 65+	156	5.03	\$24,714	148	5.84	\$31,451	189	4.98	\$34,391	177	6.72	\$34,462	182	6.01	\$33,305
<b>TOTAL</b>	<b>473</b>	<b>3.99</b>	<b>\$19,869</b>	<b>432</b>	<b>4.53</b>	<b>\$26,066</b>	<b>493</b>	<b>4.31</b>	<b>\$28,500</b>	<b>505</b>	<b>4.90</b>	<b>\$30,833</b>	<b>493</b>	<b>4.51</b>	<b>\$29,714</b>

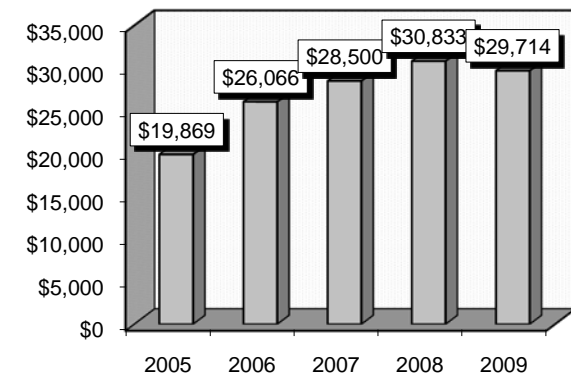
**Patient Discharges**



**Average Length of Stay**



**Average Billed Charges**





County / Hospital	2005			2006			2007			2008			2009		
	Cases	Avg LOS	Avg Bill	Cases	Avg LOS	Avg Bill	Cases	Avg LOS	Avg Bill	Cases	Avg LOS	Avg Bill	Cases	Avg LOS	Avg Bill
<b>CLARK</b>															
Centennial Hills	0	0.00	\$0	0	0.00	\$0	0	0.00	\$0	13	4.00	\$28,813	14	5.57	\$43,228
Desert Springs	14	3.50	\$19,532	17	4.82	\$36,021	17	5.53	\$50,708	20	6.65	\$43,318	23	4.26	\$39,280
Mountain View	27	5.48	\$29,272	35	5.37	\$34,899	41	4.15	\$34,527	30	4.97	\$41,188	25	3.44	\$33,315
North Vista	11	8.55	\$44,751	7	9.00	\$82,609	6	5.50	\$48,965	15	5.47	\$34,951	7	4.86	\$35,913
St. Rose-Rose de Lima	9	3.56	\$22,160	18	3.89	\$25,494	21	3.81	\$35,745	18	6.11	\$45,083	17	3.65	\$27,831
St. Rose-San Martin	0	0.00	\$0	0	0.00	\$0	6	3.67	\$24,813	19	4.53	\$30,005	11	4.00	\$27,050
St. Rose-Siena	27	3.59	\$20,362	40	4.97	\$31,787	35	4.77	\$32,515	39	5.13	\$37,726	27	3.89	\$35,666
Southern Hills	15	3.27	\$19,214	11	4.18	\$23,986	12	3.83	\$23,138	13	5.54	\$37,680	4	1.75	\$20,231
Spring Valley	13	3.31	\$16,930	11	6.73	\$35,985	13	5.00	\$42,373	12	5.00	\$36,963	9	4.56	\$43,452
Summerlin	27	5.59	\$26,345	23	6.48	\$37,560	27	3.89	\$27,482	23	4.96	\$47,719	24	4.54	\$48,282
Sunrise	102	3.75	\$17,213	67	3.66	\$18,371	101	3.64	\$21,645	79	3.41	\$21,889	84	3.65	\$26,645
UMC	77	4.34	\$20,445	72	3.61	\$19,924	77	3.73	\$26,187	81	3.41	\$27,428	97	3.56	\$24,412
Valley	61	2.80	\$16,536	28	6.18	\$35,346	25	6.40	\$43,418	33	4.61	\$37,517	33	5.21	\$42,183
<b>TOTAL</b>	<b>383</b>	<b>4.05</b>	<b>\$20,532</b>	<b>329</b>	<b>4.71</b>	<b>\$28,331</b>	<b>381</b>	<b>4.19</b>	<b>\$30,098</b>	<b>395</b>	<b>4.44</b>	<b>\$33,098</b>	<b>375</b>	<b>3.97</b>	<b>\$31,881</b>
<b>WASHOE</b>															
Carson Tahoe	14	3.93	\$19,043	15	6.13	\$28,551	12	5.58	\$29,643	12	3.50	\$19,028	17	2.71	\$17,063
Northern Nevada	7	3.86	\$17,301	4	2.25	\$20,125	9	2.56	\$19,061	7	4.29	\$32,106	10	3.80	\$32,429
Renown Regional	42	3.79	\$18,982	44	3.73	\$20,002	38	5.42	\$27,271	47	4.26	\$23,091	39	3.95	\$22,660
Renown S. Meadows	3	2.67	\$16,222	3	7.00	\$27,442	10	3.00	\$20,549	6	4.83	\$31,053	5	3.60	\$27,424
Saint Mary's	13	3.69	\$15,031	24	3.00	\$13,414	29	5.10	\$21,321	22	5.82	\$24,382	25	4.68	\$28,548
Sierra Surgery	0	0.00	\$0	0	0.00	\$0	0	0.00	\$0	0	0.00	\$0	0	0.00	\$0
<b>TOTAL</b>	<b>79</b>	<b>3.76</b>	<b>\$18,089</b>	<b>90</b>	<b>3.98</b>	<b>\$19,923</b>	<b>98</b>	<b>4.84</b>	<b>\$24,361</b>	<b>94</b>	<b>4.56</b>	<b>\$24,054</b>	<b>96</b>	<b>3.89</b>	<b>\$24,468</b>
<b>RURAL</b>															
Battle Mountain	0	0.00	\$0	1	1.00	\$2,418	0	0.00	\$0	0	0.00	\$0	2	1.50	\$2,571
Boulder City	0	0.00	\$0	1	9.00	\$11,429	2	3.50	\$9,185	1	5.00	\$3,639	1	4.00	\$10,320
Carson Valley	1	7.00	\$15,505	2	4.50	\$21,331	3	5.67	\$17,835	3	2.67	\$14,361	3	3.33	\$11,517
Churchill	4	5.25	\$14,597	3	4.67	\$19,144	3	4.00	\$18,482	2	1.00	\$3,860	3	2.67	\$15,012
Desert View	0	0.00	\$0	0	0.00	\$0	0	0.00	\$0	2	3.50	\$20,382	4	1.25	\$7,053
Grover C. Dils	0	0.00	\$0	0	0.00	\$0	0	0.00	\$0	0	0.00	\$0	1	5.00	\$11,056
Humboldt	1	1.00	\$3,411	2	4.50	\$4,225	0	0.00	\$0	3	84.00	\$20,058	1	306.00	\$106,843
Incline Village	0	0.00	\$0	0	0.00	\$0	0	0.00	\$0	0	0.00	\$0	0	0.00	\$0
Mesa View	2	1.50	\$4,751	1	2.00	\$4,846	0	0.00	\$0	1	1.00	\$3,083	1	1.00	\$1,931
Mount Grant	1	3.00	\$6,404	1	5.00	\$13,727	1	6.00	\$13,897	0	0.00	\$0	0	0.00	\$0
Northeastern	1	2.00	\$10,056	0	0.00	\$0	0	0.00	\$0	2	1.50	\$10,338	3	4.00	\$20,153
Nye	0	0.00	\$0	1	2.00	\$4,514	2	2.00	\$10,661	0	0.00	\$0	0	0.00	\$0
Pershing	0	0.00	\$0	0	0.00	\$0	0	0.00	\$0	0	0.00	\$0	0	0.00	\$0
South Lyon	0	0.00	\$0	1	1.00	\$1,034	1	2.00	\$5,621	0	0.00	\$0	0	0.00	\$0
William Bee Ririe	1	2.00	\$2,037	0	0.00	\$0	2	2.50	\$13,706	2	7.50	\$28,552	3	2.67	\$13,715
<b>TOTAL</b>	<b>11</b>	<b>3.55</b>	<b>\$9,573</b>	<b>13</b>	<b>4.00</b>	<b>\$11,270</b>	<b>14</b>	<b>3.79</b>	<b>\$13,969</b>	<b>16</b>	<b>18.31</b>	<b>\$14,765</b>	<b>22</b>	<b>16.45</b>	<b>\$15,668</b>
<b>ALL COUNTIES</b>	<b>473</b>	<b>3.99</b>	<b>\$19,869</b>	<b>432</b>	<b>4.53</b>	<b>\$26,066</b>	<b>493</b>	<b>4.31</b>	<b>\$28,500</b>	<b>505</b>	<b>4.90</b>	<b>\$30,833</b>	<b>493</b>	<b>4.51</b>	<b>\$29,714</b>

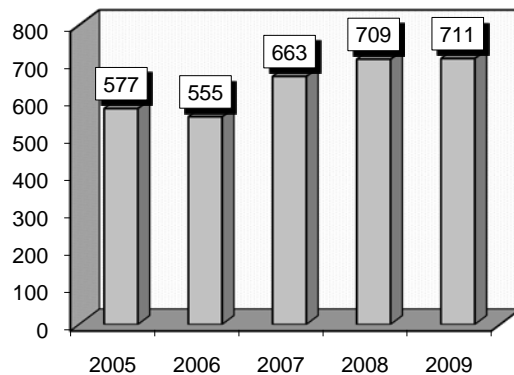
## KIDNEY AND URETER PROCEDURES FOR NON-NEOPLASM

**Associated Procedures:** Procedures that frequently accompanied kidney and ureter procedures were: 1) Percutaneous nephrostomy (5503,4), 2) Ureteral catheterization (598), 3) Percutaneous pyelogram (8775), 4) Cystoscopy (5732), 5) Nephroureterectomy (5551), 6) Ureteroneoscystostomy (5674), 7) Correction of ureteropelvic junction (5587).

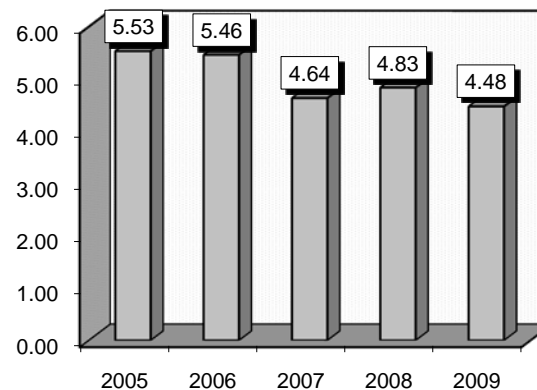
**Definitions:** **Percutaneous:** A procedure performed through a small opening made in the skin. **Percutaneous nephrostomy:** A method of draining an obstructed kidney by inserting a fine tube through the skin and into the collecting system of the kidney. **Catheterization:** Insertion of a slender tube through the urethra or through the anterior abdominal wall into the bladder, urinary reservoir, or urinary conduit. **Pyelogram:** An X ray of the kidneys and ureters. **Cystoscopy:** Examination of the bladder and urethra using a cystoscope, inserted into the urethra. A cystoscope is a thin, tube-like instrument with a light and a lens for viewing. **Nephroureterectomy:** Surgery to remove a kidney and its ureter. Also called ureteronephrectomy. **Ureteropelvic junction:** The anatomical location where the inside of the kidney connects to the ureter.

Gender	2005			2006			2007			2008			2009		
	Cases	Avg LOS	Avg Bill	Cases	Avg LOS	Avg Bill	Cases	Avg LOS	Avg Bill	Cases	Avg LOS	Avg Bill	Cases	Avg LOS	Avg Bill
Male	274	5.72	\$46,465	244	5.41	\$49,901	295	4.61	\$51,758	333	5.19	\$60,880	354	4.80	\$63,406
Female	303	5.35	\$45,597	311	5.50	\$50,679	368	4.67	\$47,918	376	4.51	\$50,915	357	4.15	\$53,367
Age Group	Cases	Avg LOS	Avg Bill	Cases	Avg LOS	Avg Bill	Cases	Avg LOS	Avg Bill	Cases	Avg LOS	Avg Bill	Cases	Avg LOS	Avg Bill
Ages 0-17	93	3.13	\$29,820	84	2.96	\$34,287	96	2.81	\$35,778	125	2.37	\$36,754	103	2.29	\$43,554
Ages 18-35	74	4.07	\$37,281	90	5.00	\$46,292	79	3.52	\$39,563	87	4.10	\$45,115	118	4.84	\$55,200
Ages 36-49	115	5.61	\$50,667	118	4.76	\$45,079	165	4.57	\$50,007	119	4.37	\$51,628	126	3.82	\$56,073
Ages 50-64	153	5.89	\$49,125	118	6.23	\$53,275	168	4.40	\$51,093	172	5.48	\$61,789	169	4.60	\$60,076
Ages 65+	142	7.41	\$54,032	145	7.13	\$64,034	155	6.69	\$61,338	206	6.33	\$68,575	195	5.73	\$68,103
<b>TOTAL</b>	<b>577</b>	<b>5.53</b>	<b>\$46,009</b>	<b>555</b>	<b>5.46</b>	<b>\$50,337</b>	<b>663</b>	<b>4.64</b>	<b>\$49,626</b>	<b>709</b>	<b>4.83</b>	<b>\$55,595</b>	<b>711</b>	<b>4.48</b>	<b>\$58,365</b>

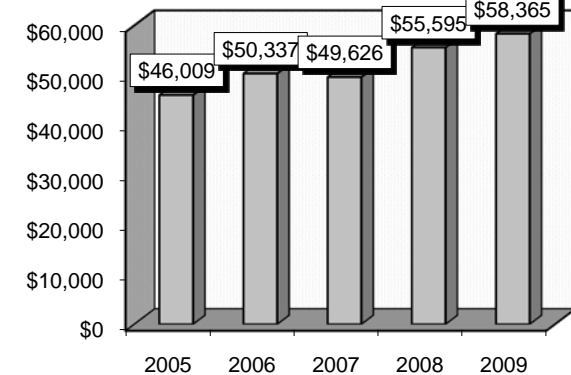
**Patient Discharges**



**Average Length of Stay**



**Average Billed Charges**



County / Hospital	2005			2006			2007			2008			2009		
	Cases	Avg LOS	Avg Bill	Cases	Avg LOS	Avg Bill	Cases	Avg LOS	Avg Bill	Cases	Avg LOS	Avg Bill	Cases	Avg LOS	Avg Bill
<b>CLARK</b>															
Centennial Hills	0	0.00	\$0	0	0.00	\$0	0	0.00	\$0	9	5.22	\$52,704	10	7.50	\$73,047
Desert Springs	26	5.92	\$40,273	8	7.75	\$59,222	24	6.63	\$53,179	19	6.42	\$62,117	14	5.57	\$65,096
Mountain View	19	6.05	\$47,061	28	7.07	\$56,745	27	6.48	\$54,581	38	7.16	\$64,956	20	7.25	\$85,604
North Vista	2	11.00	\$59,952	2	43.50	\$313,458	1	15.00	\$89,209	2	7.00	\$83,545	0	0.00	\$0
St. Rose-Rose de Lima	5	14.80	\$147,137	12	7.92	\$53,567	5	3.80	\$29,556	6	8.83	\$102,173	7	7.29	\$66,198
St. Rose-San Martin	0	0.00	\$0	0	0.00	\$0	0	0.00	\$0	19	4.26	\$47,516	29	4.86	\$64,085
St. Rose-Siena	19	8.32	\$60,445	24	5.54	\$48,227	29	4.17	\$48,144	38	5.26	\$53,571	37	5.05	\$56,103
Southern Hills	10	5.10	\$36,533	4	12.00	\$92,584	7	3.00	\$29,049	7	5.86	\$57,950	6	4.33	\$85,435
Spring Valley	16	8.88	\$62,665	24	6.63	\$59,755	32	5.44	\$59,126	37	6.08	\$71,232	36	4.97	\$63,765
Summerlin	78	5.10	\$50,551	79	5.08	\$55,757	131	3.94	\$57,154	134	4.01	\$62,035	128	3.01	\$55,065
Sunrise	138	4.36	\$39,509	150	4.66	\$48,504	134	4.38	\$47,423	147	4.10	\$49,475	160	4.51	\$58,768
UMC	84	5.76	\$44,271	80	5.13	\$45,362	112	4.29	\$50,679	98	4.29	\$55,328	138	4.05	\$59,663
Valley	33	8.36	\$88,691	29	7.28	\$71,278	34	6.82	\$61,281	21	6.95	\$86,823	17	5.76	\$64,128
<b>TOTAL</b>	<b>430</b>	<b>5.76</b>	<b>\$49,661</b>	<b>440</b>	<b>5.69</b>	<b>\$53,797</b>	<b>536</b>	<b>4.66</b>	<b>\$52,388</b>	<b>575</b>	<b>4.80</b>	<b>\$58,633</b>	<b>602</b>	<b>4.39</b>	<b>\$60,356</b>
<b>WASHOE</b>															
Carson Tahoe	37	3.35	\$29,778	30	3.30	\$35,512	27	3.67	\$46,077	39	3.10	\$37,275	24	3.50	\$48,011
Northern Nevada	2	1.50	\$25,690	0	0.00	\$0	0	0.00	\$0	1	3.00	\$49,540	0	0.00	\$0
Renown Regional	68	4.97	\$34,317	54	5.37	\$35,798	58	5.19	\$35,103	56	5.84	\$39,580	42	5.88	\$40,535
Renown S. Meadows	0	0.00	\$0	0	0.00	\$0	0	0.00	\$0	0	0.00	\$0	0	0.00	\$0
Saint Mary's	34	6.44	\$45,843	20	5.65	\$53,817	29	4.97	\$40,786	27	6.26	\$62,496	27	6.04	\$70,910
Sierra Surgery	0	0.00	\$0	9	2.00	\$14,058	7	1.71	\$16,543	5	3.20	\$23,427	9	2.22	\$19,384
<b>TOTAL</b>	<b>141</b>	<b>4.85</b>	<b>\$35,783</b>	<b>113</b>	<b>4.60</b>	<b>\$37,180</b>	<b>121</b>	<b>4.60</b>	<b>\$37,840</b>	<b>128</b>	<b>4.97</b>	<b>\$43,159</b>	<b>102</b>	<b>5.04</b>	<b>\$48,468</b>
<b>RURAL</b>															
Battle Mountain	0	0.00	\$0	0	0.00	\$0	0	0.00	\$0	0	0.00	\$0	0	0.00	\$0
Boulder City	0	0.00	\$0	0	0.00	\$0	0	0.00	\$0	0	0.00	\$0	0	0.00	\$0
Carson Valley	0	0.00	\$0	0	0.00	\$0	0	0.00	\$0	0	0.00	\$0	0	0.00	\$0
Churchill	0	0.00	\$0	0	0.00	\$0	0	0.00	\$0	0	0.00	\$0	0	0.00	\$0
Desert View	0	0.00	\$0	0	0.00	\$0	0	0.00	\$0	0	0.00	\$0	0	0.00	\$0
Grover C. Dils	0	0.00	\$0	0	0.00	\$0	0	0.00	\$0	0	0.00	\$0	0	0.00	\$0
Humboldt	0	0.00	\$0	0	0.00	\$0	0	0.00	\$0	0	0.00	\$0	0	0.00	\$0
Incline Village	0	0.00	\$0	0	0.00	\$0	0	0.00	\$0	0	0.00	\$0	0	0.00	\$0
Mesa View	2	4.00	\$31,230	2	3.50	\$32,504	3	3.33	\$35,851	3	3.67	\$30,876	5	1.80	\$25,612
Mount Grant	0	0.00	\$0	0	0.00	\$0	0	0.00	\$0	0	0.00	\$0	0	0.00	\$0
Northeastern	4	5.75	\$21,340	0	0.00	\$0	3	4.00	\$45,402	3	4.33	\$28,841	2	7.00	\$45,690
Nye	0	0.00	\$0	0	0.00	\$0	0	0.00	\$0	0	0.00	\$0	0	0.00	\$0
Pershing	0	0.00	\$0	0	0.00	\$0	0	0.00	\$0	0	0.00	\$0	0	0.00	\$0
South Lyon	0	0.00	\$0	0	0.00	\$0	0	0.00	\$0	0	0.00	\$0	0	0.00	\$0
William Bee Ririe	0	0.00	\$0	0	0.00	\$0	0	0.00	\$0	0	0.00	\$0	0	0.00	\$0
<b>TOTAL</b>	<b>6</b>	<b>5.17</b>	<b>\$24,637</b>	<b>2</b>	<b>3.50</b>	<b>\$32,504</b>	<b>6</b>	<b>3.67</b>	<b>\$40,627</b>	<b>6</b>	<b>4.00</b>	<b>\$29,859</b>	<b>7</b>	<b>3.29</b>	<b>\$31,348</b>
<b>ALL COUNTIES</b>	<b>577</b>	<b>5.53</b>	<b>\$46,009</b>	<b>555</b>	<b>5.46</b>	<b>\$50,337</b>	<b>663</b>	<b>4.64</b>	<b>\$49,626</b>	<b>709</b>	<b>4.83</b>	<b>\$55,595</b>	<b>711</b>	<b>4.48</b>	<b>\$58,365</b>

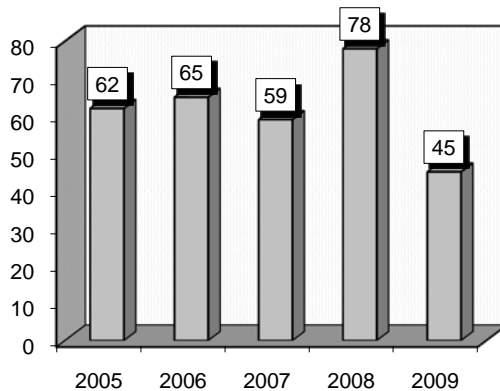
## PROSTATECTOMY

**Associated Procedures:** Procedures that frequently accompanied prostatectomy were: 1) Transurethral excision or destruction of lesion or tissue of bladder (5749), 2) Cystoscopy (5732), 3) Transurethral clearance of bladder (570), 4) Transurethral (Ultrasound) guided laser induced prostatectomy (TULIP) (6021), 5) Retrograde pyelogram (8774), 6) Transurethral destruction of prostate tissue by other thermotherapy (6097), 7) Percutaneous cystostomy (5717), 8) Closed [percutaneous] [needle] biopsy of prostate (6011), 9) Removal of ureterostomy tube and ureteral catheter (9762).

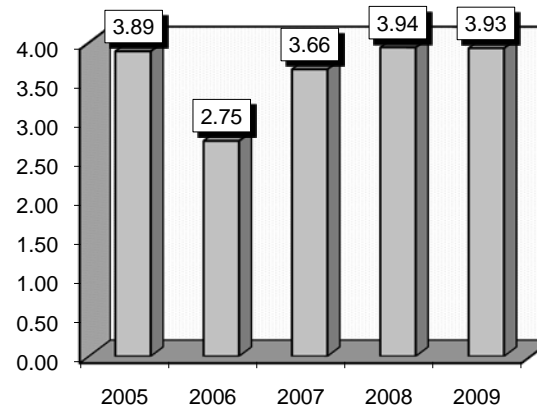
**Definitions: Prostatectomy:** A Prostatectomy is the surgical removal of all or part of the prostate gland. Abnormalities of the prostate, such as a tumour, or if the gland itself becomes enlarged for any reason, can restrict the normal flow of urine along the urethra. **Percutaneous:** A procedure performed through a small opening made in the skin. **Excision:** Removal by surgery. **Catheterization:** Insertion of a slender tube through the urethra or through the anterior abdominal wall into the bladder, urinary reservoir, or urinary conduit. **Pyelogram:** An X ray of the kidneys and ureters. **Cystoscopy:** Examination of the bladder and urethra using a cystoscope, inserted into the urethra. A cystoscope is a thin, tube-like instrument with a light and a lens for viewing. **Ureterostomy:** Surgical diversion of urine (usually temporarily) from the ureter(s) to outside the body by way of an opening or stoma on the abdomen.

Gender	2005			2006			2007			2008			2009		
	Cases	Avg LOS	Avg Bill	Cases	Avg LOS	Avg Bill	Cases	Avg LOS	Avg Bill	Cases	Avg LOS	Avg Bill	Cases	Avg LOS	Avg Bill
Male	62	3.89	\$27,153	65	2.75	\$23,545	59	3.66	\$30,806	78	3.94	\$32,629	45	3.93	\$36,251
Female	0	0.00	\$0	0	0.00	\$0	0	0.00	\$0	0	0.00	\$0	0	0.00	\$0
Age Group	Cases	Avg LOS	Avg Bill	Cases	Avg LOS	Avg Bill	Cases	Avg LOS	Avg Bill	Cases	Avg LOS	Avg Bill	Cases	Avg LOS	Avg Bill
Ages 0-17	0	0.00	\$0	0	0.00	\$0	0	0.00	\$0	0	0.00	\$0	0	0.00	\$0
Ages 18-35	0	0.00	\$0	0	0.00	\$0	0	0.00	\$0	0	0.00	\$0	0	0.00	\$0
Ages 36-49	1	2.00	\$17,235	1	1.00	\$16,093	4	4.75	\$31,534	1	2.00	\$8,498	0	0.00	\$0
Ages 50-64	11	6.09	\$41,582	9	4.11	\$31,272	8	3.13	\$29,105	8	4.88	\$47,521	3	1.33	\$21,612
Ages 65+	50	3.44	\$24,177	55	2.56	\$22,416	47	3.66	\$31,034	69	3.86	\$31,253	42	4.12	\$37,296
<b>TOTAL</b>	<b>62</b>	<b>3.89</b>	<b>\$27,153</b>	<b>65</b>	<b>2.75</b>	<b>\$23,545</b>	<b>59</b>	<b>3.66</b>	<b>\$30,806</b>	<b>78</b>	<b>3.94</b>	<b>\$32,629</b>	<b>45</b>	<b>3.93</b>	<b>\$36,251</b>

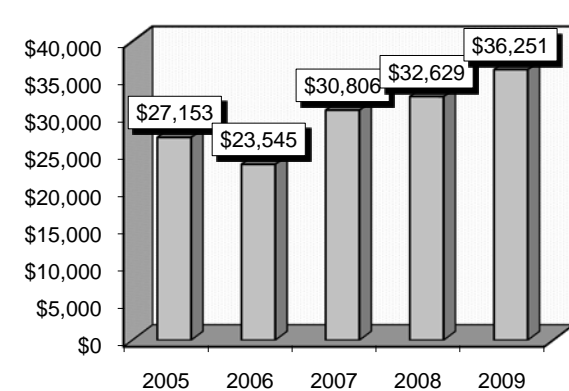
**Patient Discharges**



**Average Length of Stay**



**Average Billed Charges**



County / Hospital	2005			2006			2007			2008			2009		
	Cases	Avg LOS	Avg Bill	Cases	Avg LOS	Avg Bill	Cases	Avg LOS	Avg Bill	Cases	Avg LOS	Avg Bill	Cases	Avg LOS	Avg Bill
<b>CLARK</b>															
Centennial Hills	0	0.00	\$0	0	0.00	\$0	0	0.00	\$0	1	2.00	\$21,241	1	2.00	\$31,917
Desert Springs	0	0.00	\$0	2	1.50	\$16,415	2	9.00	\$89,856	1	7.00	\$82,768	2	13.00	\$108,058
Mountain View	7	1.71	\$17,144	4	1.00	\$11,488	2	1.50	\$13,586	3	1.67	\$21,541	0	0.00	\$0
North Vista	0	0.00	\$0	0	0.00	\$0	0	0.00	\$0	0	0.00	\$0	0	0.00	\$0
St. Rose-Rose de Lima	3	3.33	\$25,273	1	1.00	\$15,785	0	0.00	\$0	0	0.00	\$0	0	0.00	\$0
St. Rose-San Martin	0	0.00	\$0	0	0.00	\$0	0	0.00	\$0	0	0.00	\$0	1	8.00	\$90,072
St. Rose-Siena	6	2.83	\$21,056	6	2.33	\$21,493	8	2.25	\$23,188	7	3.00	\$29,346	2	3.00	\$24,162
Southern Hills	0	0.00	\$0	0	0.00	\$0	0	0.00	\$0	0	0.00	\$0	2	10.50	\$75,418
Spring Valley	1	10.00	\$35,322	3	4.33	\$37,710	6	1.33	\$18,237	18	3.00	\$34,333	1	2.00	\$25,425
Summerlin	7	2.43	\$26,408	8	2.38	\$22,994	12	2.17	\$28,299	9	4.89	\$54,566	1	1.00	\$18,479
Sunrise	8	6.75	\$43,718	11	3.45	\$30,710	5	6.60	\$45,899	2	2.00	\$16,785	7	4.14	\$39,222
UMC	3	11.00	\$58,812	1	2.00	\$15,597	1	1.00	\$24,148	1	1.00	\$17,326	3	2.33	\$28,124
Valley	3	7.00	\$32,329	5	2.80	\$24,340	5	6.00	\$47,340	9	3.33	\$26,305	6	2.17	\$23,046
<b>TOTAL</b>	<b>38</b>	<b>4.58</b>	<b>\$30,671</b>	<b>41</b>	<b>2.63</b>	<b>\$24,286</b>	<b>41</b>	<b>3.34</b>	<b>\$32,482</b>	<b>51</b>	<b>3.29</b>	<b>\$34,721</b>	<b>26</b>	<b>4.42</b>	<b>\$41,476</b>
<b>WASHOE</b>															
Carson Tahoe	8	1.25	\$17,574	5	1.20	\$19,927	2	1.00	\$20,714	4	1.00	\$19,392	6	2.83	\$30,051
Northern Nevada	0	0.00	\$0	0	0.00	\$0	1	12.00	\$104,168	0	0.00	\$0	2	3.50	\$38,069
Renown Regional	7	4.00	\$27,892	2	1.00	\$16,665	6	4.83	\$23,660	5	18.60	\$70,098	3	1.33	\$11,732
Renown S. Meadows	0	0.00	\$0	0	0.00	\$0	0	0.00	\$0	0	0.00	\$0	0	0.00	\$0
Saint Mary's	5	3.00	\$24,852	5	8.20	\$52,047	4	7.75	\$37,926	2	6.50	\$36,839	6	5.17	\$38,323
Sierra Surgery	0	0.00	\$0	9	1.33	\$9,761	4	1.00	\$9,538	6	1.17	\$10,386	0	0.00	\$0
<b>TOTAL</b>	<b>20</b>	<b>2.65</b>	<b>\$23,005</b>	<b>21</b>	<b>2.90</b>	<b>\$22,907</b>	<b>17</b>	<b>4.59</b>	<b>\$28,083</b>	<b>17</b>	<b>6.88</b>	<b>\$33,180</b>	<b>17</b>	<b>3.47</b>	<b>\$30,681</b>
<b>RURAL</b>															
Battle Mountain	0	0.00	\$0	0	0.00	\$0	0	0.00	\$0	0	0.00	\$0	0	0.00	\$0
Boulder City	0	0.00	\$0	0	0.00	\$0	0	0.00	\$0	0	0.00	\$0	0	0.00	\$0
Carson Valley	0	0.00	\$0	0	0.00	\$0	0	0.00	\$0	0	0.00	\$0	0	0.00	\$0
Churchill	3	1.67	\$8,121	0	0.00	\$0	1	1.00	\$8,420	1	1.00	\$13,192	1	2.00	\$13,744
Desert View	0	0.00	\$0	0	0.00	\$0	0	0.00	\$0	0	0.00	\$0	0	0.00	\$0
Grover C. Dils	0	0.00	\$0	0	0.00	\$0	0	0.00	\$0	0	0.00	\$0	0	0.00	\$0
Humboldt	0	0.00	\$0	0	0.00	\$0	0	0.00	\$0	0	0.00	\$0	0	0.00	\$0
Incline Village	0	0.00	\$0	0	0.00	\$0	0	0.00	\$0	0	0.00	\$0	0	0.00	\$0
Mesa View	0	0.00	\$0	2	3.50	\$18,017	0	0.00	\$0	0	0.00	\$0	1	1.00	\$17,605
Mount Grant	0	0.00	\$0	0	0.00	\$0	0	0.00	\$0	0	0.00	\$0	0	0.00	\$0
Northeastern	1	9.00	\$33,526	1	3.00	\$17,626	0	0.00	\$0	9	2.33	\$21,896	0	0.00	\$0
Nye	0	0.00	\$0	0	0.00	\$0	0	0.00	\$0	0	0.00	\$0	0	0.00	\$0
Pershing	0	0.00	\$0	0	0.00	\$0	0	0.00	\$0	0	0.00	\$0	0	0.00	\$0
South Lyon	0	0.00	\$0	0	0.00	\$0	0	0.00	\$0	0	0.00	\$0	0	0.00	\$0
William Bee Ririe	0	0.00	\$0	0	0.00	\$0	0	0.00	\$0	0	0.00	\$0	0	0.00	\$0
<b>TOTAL</b>	<b>4</b>	<b>3.50</b>	<b>\$14,472</b>	<b>3</b>	<b>3.33</b>	<b>\$17,887</b>	<b>1</b>	<b>1.00</b>	<b>\$8,420</b>	<b>10</b>	<b>2.20</b>	<b>\$21,026</b>	<b>2</b>	<b>1.50</b>	<b>\$15,674</b>
<b>ALL COUNTIES</b>	<b>62</b>	<b>3.89</b>	<b>\$27,153</b>	<b>65</b>	<b>2.75</b>	<b>\$23,545</b>	<b>59</b>	<b>3.66</b>	<b>\$30,806</b>	<b>78</b>	<b>3.94</b>	<b>\$32,629</b>	<b>45</b>	<b>3.93</b>	<b>\$36,251</b>

## RENAL FAILURE

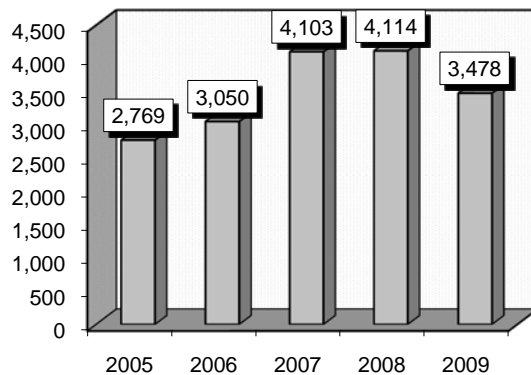
**Associated Diagnoses:** Diagnoses that frequently accompanied renal failure were: 1) Unspecified hypertensive kidney disease (40391), 2) Congestive heart failure (4280), 3) Dehydration (27651), 4) Hypertension (4019), 5) Diabetes mellitus (25000).

**Definitions: Dehydration:** This can be caused by a lack of fluid intake, excessive urination possibly due to diuretics, diarrhea or vomiting. **Hypertension:** Elevated blood pressure persistently exceeding 140/90. Essential hypertension, the most common kind, has no single identifiable cause. **Diabetes mellitus:** A group of disorders in which the body is unable to competently process blood sugars leading to hyperglycemia. This can lead to a host of ailments including poor circulation, kidney disorders and blindness. **Hyperglycemia:** A condition in which an excessive amount of glucose circulates in the blood plasma.

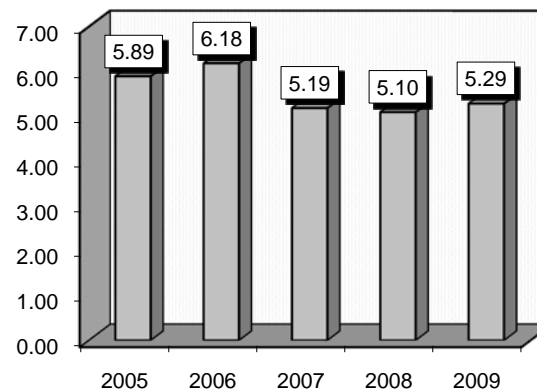
**Comments:** The kidneys are two fist-sized organs located on each side of the spine at the bottom of the rib cage and slightly above the waist. Renal failure is the inability of the kidneys to excrete wastes, concentrate urine and conserve electrolytes. The condition may be acute or chronic. In chronic kidney disease, the kidneys have not stopped working altogether but are not working as well as they should. Acute renal failure occurs when the kidneys stop working over a period of hours, days or in some cases, weeks. When acute renal failure occurs, wastes and excess waste products and excess water build up in the body which upsets the body's normal chemical balance. Substances that are normally needed for the body to function properly become poisonous to the body when they reach abnormally high levels.

Gender	2005			2006			2007			2008			2009		
	Cases	Avg LOS	Avg Bill	Cases	Avg LOS	Avg Bill	Cases	Avg LOS	Avg Bill	Cases	Avg LOS	Avg Bill	Cases	Avg LOS	Avg Bill
Male	1,540	5.83	\$36,170	1,691	6.17	\$40,048	2,375	5.02	\$37,518	2,347	5.02	\$38,904	1,928	5.22	\$43,328
Female	1,229	5.97	\$36,210	1,359	6.20	\$40,616	1,728	5.42	\$38,101	1,767	5.21	\$39,442	1,550	5.38	\$42,416
Age Group	Cases	Avg LOS	Avg Bill	Cases	Avg LOS	Avg Bill	Cases	Avg LOS	Avg Bill	Cases	Avg LOS	Avg Bill	Cases	Avg LOS	Avg Bill
Ages 0-17	17	4.12	\$23,368	18	5.89	\$44,423	20	3.70	\$21,984	26	5.23	\$26,786	15	7.27	\$106,481
Ages 18-35	149	5.85	\$34,571	182	6.35	\$36,606	378	3.86	\$25,751	332	4.08	\$33,502	206	4.46	\$34,961
Ages 36-49	363	5.92	\$35,636	355	6.74	\$42,970	621	4.91	\$36,830	523	4.68	\$39,115	470	4.72	\$39,519
Ages 50-64	727	5.73	\$35,333	779	6.25	\$41,290	1,137	5.25	\$39,331	1,118	5.20	\$39,504	907	5.50	\$45,164
Ages 65+	1,513	5.99	\$37,034	1,716	6.02	\$39,648	1,947	5.52	\$39,640	2,115	5.32	\$39,981	1,880	5.41	\$43,056
<b>TOTAL</b>	<b>2,769</b>	<b>5.89</b>	<b>\$36,188</b>	<b>3,050</b>	<b>6.18</b>	<b>\$40,301</b>	<b>4,103</b>	<b>5.19</b>	<b>\$37,763</b>	<b>4,114</b>	<b>5.10</b>	<b>\$39,135</b>	<b>3,478</b>	<b>5.29</b>	<b>\$42,922</b>

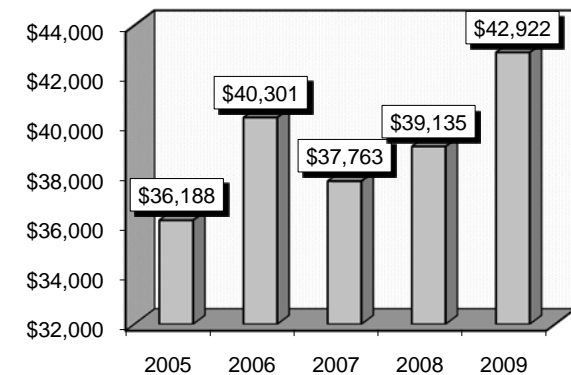
**Patient Discharges**



**Average Length of Stay**



**Average Billed Charges**



County / Hospital	2005			2006			2007			2008			2009		
	Cases	Avg LOS	Avg Bill	Cases	Avg LOS	Avg Bill	Cases	Avg LOS	Avg Bill	Cases	Avg LOS	Avg Bill	Cases	Avg LOS	Avg Bill
<b>CLARK</b>															
Centennial Hills	0	0.00	\$0	0	0.00	\$0	0	0.00	\$0	125	5.19	\$43,770	186	4.99	\$41,533
Desert Springs	141	6.60	\$41,369	192	6.73	\$42,821	247	5.63	\$42,328	276	6.08	\$46,154	215	5.51	\$41,407
Mountain View	198	5.90	\$37,509	252	6.01	\$43,519	215	5.33	\$40,611	254	5.54	\$47,812	211	5.24	\$51,125
North Vista	145	6.00	\$42,074	126	7.26	\$54,463	155	7.21	\$55,375	115	5.85	\$49,458	123	5.44	\$45,384
St. Rose-Rose de Lima	119	5.03	\$32,547	114	5.75	\$38,088	132	4.80	\$40,282	165	5.45	\$43,306	155	5.45	\$43,404
St. Rose-San Martin	0	0.00	\$0	6	6.17	\$45,090	83	4.66	\$37,406	109	4.76	\$36,583	147	4.56	\$37,408
St. Rose-Siena	197	5.76	\$38,577	220	5.22	\$39,951	236	4.85	\$40,908	246	5.65	\$42,867	214	5.15	\$42,803
Southern Hills	73	6.78	\$34,887	67	5.52	\$35,156	108	6.60	\$43,342	103	5.16	\$40,543	65	7.12	\$63,166
Spring Valley	149	5.13	\$39,925	149	6.83	\$52,587	165	5.75	\$46,494	189	5.34	\$45,723	196	4.64	\$45,227
Summerlin	169	5.37	\$40,039	161	6.07	\$43,390	199	5.16	\$46,801	183	4.79	\$40,764	176	5.18	\$52,634
Sunrise	451	6.43	\$42,350	442	7.05	\$51,882	408	7.66	\$61,898	416	6.43	\$53,974	344	6.65	\$61,729
UMC	340	6.57	\$32,238	363	6.25	\$32,761	1,079	3.09	\$20,694	809	3.13	\$25,052	423	3.67	\$35,259
Valley	245	6.09	\$40,263	317	5.99	\$42,930	353	6.03	\$50,270	360	6.13	\$51,785	287	6.40	\$52,159
<b>TOTAL</b>	<b>2,227</b>	<b>6.06</b>	<b>\$38,626</b>	<b>2,409</b>	<b>6.32</b>	<b>\$43,612</b>	<b>3,380</b>	<b>5.06</b>	<b>\$39,302</b>	<b>3,350</b>	<b>5.09</b>	<b>\$41,600</b>	<b>2,742</b>	<b>5.28</b>	<b>\$46,585</b>
<b>WASHOE</b>															
Carson Tahoe	87	5.17	\$24,446	139	4.11	\$23,361	130	3.95	\$24,183	121	4.14	\$23,631	165	5.43	\$31,291
Northern Nevada	31	3.55	\$22,971	48	4.58	\$24,869	91	5.31	\$33,500	83	3.99	\$28,354	53	3.98	\$31,123
Renown Regional	209	6.05	\$32,539	222	6.89	\$32,753	236	7.36	\$37,263	255	6.12	\$33,434	237	5.10	\$31,012
Renown S. Meadows	27	4.56	\$24,264	33	6.42	\$28,149	49	5.27	\$25,479	47	5.77	\$29,640	40	4.33	\$26,910
Saint Mary's	127	5.13	\$24,483	130	6.17	\$30,876	163	6.12	\$31,751	192	5.26	\$29,022	163	5.71	\$30,943
Sierra Surgery	0	0.00	\$0	0	0.00	\$0	0	0.00	\$0	0	0.00	\$0	0	0.00	\$0
<b>TOTAL</b>	<b>481</b>	<b>5.40</b>	<b>\$27,867</b>	<b>572</b>	<b>5.83</b>	<b>\$29,117</b>	<b>669</b>	<b>5.96</b>	<b>\$32,003</b>	<b>698</b>	<b>5.26</b>	<b>\$29,662</b>	<b>658</b>	<b>5.20</b>	<b>\$30,824</b>
<b>RURAL</b>															
Battle Mountain	0	0.00	\$0	0	0.00	\$0	4	4.50	\$4,879	0	0.00	\$0	0	0.00	\$0
Boulder City	1	8.00	\$21,142	5	3.60	\$8,039	6	2.67	\$8,187	9	3.22	\$7,014	4	3.75	\$6,551
Carson Valley	4	10.50	\$28,962	5	5.80	\$24,457	2	2.50	\$10,450	7	4.71	\$21,970	7	2.00	\$8,358
Churchill	8	4.75	\$18,299	11	3.73	\$15,221	3	1.67	\$10,179	5	2.40	\$11,543	6	4.33	\$15,126
Desert View	0	0.00	\$0	0	0.00	\$0	0	0.00	\$0	2	9.50	\$29,876	4	1.50	\$5,202
Grover C. Dils	0	0.00	\$0	2	5.00	\$7,757	4	6.00	\$11,038	6	5.00	\$11,736	5	4.00	\$9,008
Humboldt	1	2.00	\$6,613	1	2.00	\$8,929	0	0.00	\$0	5	6.80	\$19,329	3	91.67	\$48,832
Incline Village	1	3.00	\$15,325	0	0.00	\$0	0	0.00	\$0	0	0.00	\$0	0	0.00	\$0
Mesa View	8	1.88	\$9,992	12	2.67	\$11,407	10	2.20	\$10,395	9	2.89	\$10,828	9	1.89	\$7,343
Mount Grant	5	2.00	\$4,400	3	3.67	\$8,989	1	9.00	\$26,206	8	6.25	\$13,530	7	2.71	\$5,229
Northeastern	20	3.45	\$13,396	23	6.30	\$26,719	12	2.42	\$16,929	7	3.00	\$22,197	26	3.92	\$25,247
Nye	8	1.63	\$8,061	3	3.33	\$16,921	1	1.00	\$5,069	2	2.50	\$9,890	3	3.00	\$20,917
Pershing	1	10.00	\$21,456	0	0.00	\$0	1	6.00	\$29,463	1	6.00	\$11,857	0	0.00	\$0
South Lyon	2	3.50	\$4,368	0	0.00	\$0	4	4.50	\$6,518	2	1.00	\$6,196	2	5.00	\$10,692
William Bee Ririe	2	1.00	\$4,310	4	1.50	\$4,186	6	8.67	\$22,658	3	4.00	\$10,415	2	4.00	\$15,655
<b>TOTAL</b>	<b>61</b>	<b>3.59</b>	<b>\$12,762</b>	<b>69</b>	<b>4.41</b>	<b>\$17,395</b>	<b>54</b>	<b>3.80</b>	<b>\$12,853</b>	<b>66</b>	<b>4.23</b>	<b>\$14,209</b>	<b>78</b>	<b>6.68</b>	<b>\$16,184</b>
<b>ALL COUNTIES</b>	<b>2,769</b>	<b>5.89</b>	<b>\$36,188</b>	<b>3,050</b>	<b>6.18</b>	<b>\$40,301</b>	<b>4,103</b>	<b>5.19</b>	<b>\$37,763</b>	<b>4,114</b>	<b>5.10</b>	<b>\$39,135</b>	<b>3,478</b>	<b>5.29</b>	<b>\$42,922</b>

## ADMIT FOR RENAL DIALYSIS

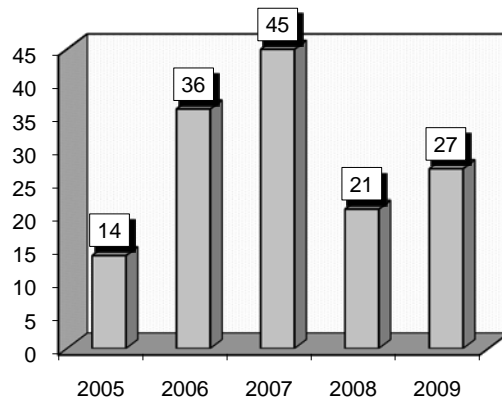
**Associated Diagnoses:** Procedures that frequently accompanied renal dialysis were: 1) Hemodialysis (3995), 2) Venous catheterization for renal dialysis (3895), 3) Total body perfusion (3996), 4) Transfusion of packed cells (9904).

**Definitions: Dialysis:** The process of filtering the blood when the kidneys are not able to cleanse it. **Hemodialysis:** Hemodialysis means "cleaning the blood." In hemodialysis, the blood is circulated through an artificial kidney machine, which contains a dialyzer (also called an artificial kidney). **Perfusion:** pumping of blood or artificial media through the blood vessels of an isolated organ for the purpose of nourishment. **Transfusion:** The introduction of whole blood or components of blood (such as plasma, platelets) from one person to another.

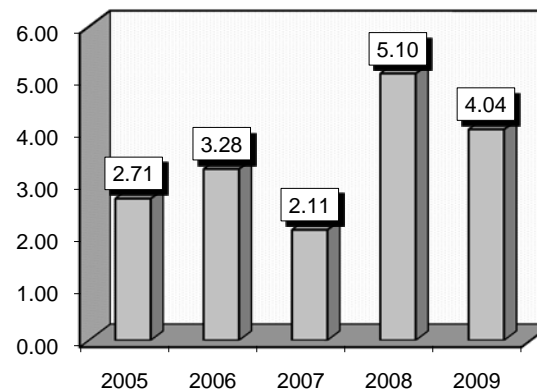
**Comments:** The kidneys are two fist-sized organs located on each side of the spine at the bottom of the rib cage and slightly above the waist. Renal failure is the inability of the kidneys to excrete wastes, concentrate urine and conserve electrolytes. The condition may be acute or chronic. In chronic kidney disease, the kidneys have not stopped working altogether but are not working as well as they should. Acute renal failure occurs when the kidneys stop working over a period of hours, days or in some cases, weeks. When acute renal failure occurs, wastes and excess waste products and excess water build up in the body which upsets the body's normal chemical balance. Substances that are normally needed for the body to function properly become poisonous to the body when they reach abnormally high levels.

Gender	2005			2006			2007			2008			2009		
	Cases	Avg LOS	Avg Bill	Cases	Avg LOS	Avg Bill	Cases	Avg LOS	Avg Bill	Cases	Avg LOS	Avg Bill	Cases	Avg LOS	Avg Bill
Male	6	3.00	\$17,265	22	1.82	\$12,918	26	2.38	\$12,764	11	5.82	\$32,423	19	3.79	\$24,998
Female	8	2.50	\$14,505	14	5.57	\$27,453	19	1.74	\$10,438	10	4.30	\$34,572	8	4.63	\$50,236
Age Group	Cases	Avg LOS	Avg Bill	Cases	Avg LOS	Avg Bill	Cases	Avg LOS	Avg Bill	Cases	Avg LOS	Avg Bill	Cases	Avg LOS	Avg Bill
Ages 0-17	0	0.00	\$0	1	5.00	\$22,766	0	0.00	\$0	1	2.00	\$7,975	1	2.00	\$35,816
Ages 18-35	4	4.75	\$22,420	4	2.25	\$11,231	6	1.83	\$10,056	1	26.00	\$85,979	2	16.00	\$57,260
Ages 36-49	2	1.50	\$8,681	5	1.00	\$5,635	11	2.00	\$11,347	6	2.83	\$17,317	3	3.00	\$20,387
Ages 50-64	4	1.75	\$12,183	11	1.91	\$13,137	15	2.87	\$15,057	7	5.43	\$42,962	8	3.50	\$45,135
Ages 65+	4	2.25	\$15,964	15	5.20	\$28,545	13	1.46	\$9,167	6	4.00	\$33,966	13	2.92	\$23,406
<b>TOTAL</b>	<b>14</b>	<b>2.71</b>	<b>\$15,688</b>	<b>36</b>	<b>3.28</b>	<b>\$18,571</b>	<b>45</b>	<b>2.11</b>	<b>\$11,782</b>	<b>21</b>	<b>5.10</b>	<b>\$33,447</b>	<b>27</b>	<b>4.04</b>	<b>\$32,476</b>

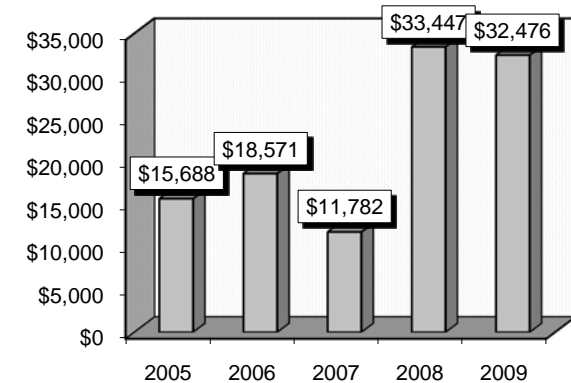
**Patient Discharges**



**Average Length of Stay**



**Average Billed Charges**





County / Hospital	2005			2006			2007			2008			2009		
	Cases	Avg LOS	Avg Bill	Cases	Avg LOS	Avg Bill	Cases	Avg LOS	Avg Bill	Cases	Avg LOS	Avg Bill	Cases	Avg LOS	Avg Bill
<b>CLARK</b>															
Centennial Hills	0	0.00	\$0	0	0.00	\$0	0	0.00	\$0	1	2.00	\$15,990	3	11.00	\$41,125
Desert Springs	2	2.00	\$11,623	5	1.80	\$12,779	4	2.00	\$14,314	3	5.67	\$31,582	4	5.25	\$74,671
Mountain View	1	1.00	\$31,036	2	4.00	\$29,572	2	1.00	\$5,659	5	4.60	\$48,968	4	2.50	\$19,918
North Vista	0	0.00	\$0	0	0.00	\$0	0	0.00	\$0	0	0.00	\$0	0	0.00	\$0
St. Rose-Rose de Lima	1	4.00	\$28,047	0	0.00	\$0	0	0.00	\$0	2	4.00	\$21,506	2	1.50	\$10,350
St. Rose-San Martin	0	0.00	\$0	1	1.00	\$4,484	1	4.00	\$15,465	1	8.00	\$91,051	3	4.00	\$27,881
St. Rose-Siena	1	1.00	\$6,807	5	2.80	\$22,894	1	1.00	\$13,343	1	26.00	\$85,979	3	4.00	\$32,668
Southern Hills	1	1.00	\$4,476	2	1.00	\$6,870	0	0.00	\$0	0	0.00	\$0	1	1.00	\$11,861
Spring Valley	0	0.00	\$0	0	0.00	\$0	0	0.00	\$0	0	0.00	\$0	0	0.00	\$0
Summerlin	0	0.00	\$0	5	2.40	\$12,123	1	2.00	\$23,123	0	0.00	\$0	0	0.00	\$0
Sunrise	2	1.00	\$8,890	6	2.33	\$17,657	2	3.50	\$17,544	5	2.00	\$13,443	5	2.80	\$28,527
UMC	0	0.00	\$0	1	1.00	\$4,561	26	1.88	\$9,274	0	0.00	\$0	1	2.00	\$10,655
Valley	3	2.33	\$15,742	5	1.40	\$11,296	6	1.83	\$13,282	3	4.33	\$19,850	1	1.00	\$7,634
<b>TOTAL</b>	<b>11</b>	<b>1.82</b>	<b>\$14,419</b>	<b>32</b>	<b>2.13</b>	<b>\$15,104</b>	<b>43</b>	<b>1.95</b>	<b>\$11,079</b>	<b>21</b>	<b>5.10</b>	<b>\$33,447</b>	<b>27</b>	<b>4.04</b>	<b>\$32,476</b>
<b>WASHOE</b>															
Carson Tahoe	0	0.00	\$0	0	0.00	\$0	0	0.00	\$0	0	0.00	\$0	0	0.00	\$0
Northern Nevada	0	0.00	\$0	1	10.00	\$27,496	0	0.00	\$0	0	0.00	\$0	0	0.00	\$0
Renown Regional	3	6.00	\$20,340	2	19.50	\$75,990	2	5.50	\$26,891	0	0.00	\$0	0	0.00	\$0
Renown S. Meadows	0	0.00	\$0	0	0.00	\$0	0	0.00	\$0	0	0.00	\$0	0	0.00	\$0
Saint Mary's	0	0.00	\$0	1	1.00	\$5,736	0	0.00	\$0	0	0.00	\$0	0	0.00	\$0
Sierra Surgery	0	0.00	\$0	0	0.00	\$0	0	0.00	\$0	0	0.00	\$0	0	0.00	\$0
<b>TOTAL</b>	<b>3</b>	<b>6.00</b>	<b>\$20,340</b>	<b>4</b>	<b>12.50</b>	<b>\$46,303</b>	<b>2</b>	<b>5.50</b>	<b>\$26,891</b>	<b>0</b>	<b>0.00</b>	<b>\$0</b>	<b>0</b>	<b>0.00</b>	<b>\$0</b>
<b>RURAL</b>															
Battle Mountain	0	0.00	\$0	0	0.00	\$0	0	0.00	\$0	0	0.00	\$0	0	0.00	\$0
Boulder City	0	0.00	\$0	0	0.00	\$0	0	0.00	\$0	0	0.00	\$0	0	0.00	\$0
Carson Valley	0	0.00	\$0	0	0.00	\$0	0	0.00	\$0	0	0.00	\$0	0	0.00	\$0
Churchill	0	0.00	\$0	0	0.00	\$0	0	0.00	\$0	0	0.00	\$0	0	0.00	\$0
Desert View	0	0.00	\$0	0	0.00	\$0	0	0.00	\$0	0	0.00	\$0	0	0.00	\$0
Grover C. Dils	0	0.00	\$0	0	0.00	\$0	0	0.00	\$0	0	0.00	\$0	0	0.00	\$0
Humboldt	0	0.00	\$0	0	0.00	\$0	0	0.00	\$0	0	0.00	\$0	0	0.00	\$0
Incline Village	0	0.00	\$0	0	0.00	\$0	0	0.00	\$0	0	0.00	\$0	0	0.00	\$0
Mesa View	0	0.00	\$0	0	0.00	\$0	0	0.00	\$0	0	0.00	\$0	0	0.00	\$0
Mount Grant	0	0.00	\$0	0	0.00	\$0	0	0.00	\$0	0	0.00	\$0	0	0.00	\$0
Northeastern	0	0.00	\$0	0	0.00	\$0	0	0.00	\$0	0	0.00	\$0	0	0.00	\$0
Nye	0	0.00	\$0	0	0.00	\$0	0	0.00	\$0	0	0.00	\$0	0	0.00	\$0
Pershing	0	0.00	\$0	0	0.00	\$0	0	0.00	\$0	0	0.00	\$0	0	0.00	\$0
South Lyon	0	0.00	\$0	0	0.00	\$0	0	0.00	\$0	0	0.00	\$0	0	0.00	\$0
William Bee Ririe	0	0.00	\$0	0	0.00	\$0	0	0.00	\$0	0	0.00	\$0	0	0.00	\$0
<b>TOTAL</b>	<b>0</b>	<b>0.00</b>	<b>\$0</b>	<b>0</b>	<b>0.00</b>	<b>\$0</b>	<b>0</b>	<b>0.00</b>	<b>\$0</b>	<b>0</b>	<b>0.00</b>	<b>\$0</b>	<b>0</b>	<b>0.00</b>	<b>\$0</b>
<b>ALL COUNTIES</b>	<b>14</b>	<b>2.71</b>	<b>\$15,688</b>	<b>36</b>	<b>3.28</b>	<b>\$18,571</b>	<b>45</b>	<b>2.11</b>	<b>\$11,782</b>	<b>21</b>	<b>5.10</b>	<b>\$33,447</b>	<b>27</b>	<b>4.04</b>	<b>\$32,476</b>

## CESAREAN SECTION WITH COMPLICATIONS

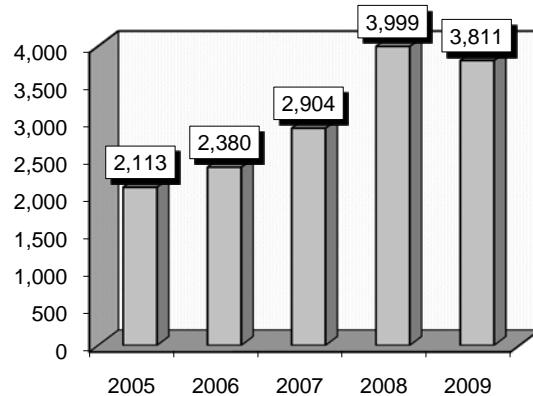
**Associated Procedures:** Procedures that frequently accompanied cesarean section with complications were: 1) Bilateral tubal division (6632), 2) Medical induction of labor (734), 3) Peritoneal adhesiolysis (5459), 4) Vacuum extraction delivery (7279), 5) Bilateral tubal destruction (6639).

**Definitions:** **Antepartum:** Begins with conception and ends with the onset of labor. **Cesarean:** A surgical procedure in delivering the baby. Also called a C-section. An Epidural is given to block the pain, and an incision is made in the very low part of the woman's abdomen. The baby is removed through this incision after which it is sutured. **Fallopian tube:** One of a pair of ducts, one opening at one end into the uterus and the other end into the peritoneal cavity over the ovary. **Peritoneal:** A membrane that lines the wall of the abdominal cavity. **Adhesiolysis:** The treatment for the removal of scarlike tissue that forms between two surfaces within the body.

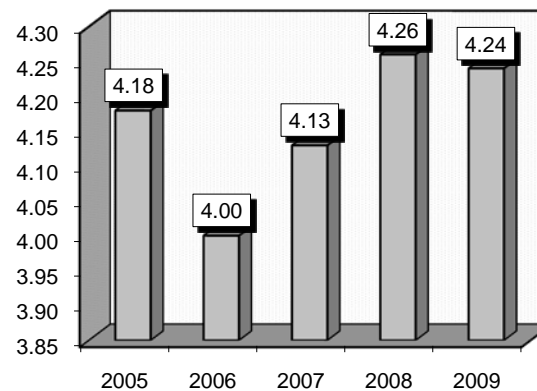
**Comments:** Common diagnoses associated with this procedure (listed in order of frequency) were: Mother had a previous cesarean delivery (65421), anemia (2859), abnormality in fetal heart rate or rhythm (65971), early onset of delivery (64421), advanced maternal age (65961), sterilization (V252).

Gender	2005			2006			2007			2008			2009		
	Cases	Avg LOS	Avg Bill	Cases	Avg LOS	Avg Bill	Cases	Avg LOS	Avg Bill	Cases	Avg LOS	Avg Bill	Cases	Avg LOS	Avg Bill
Male	0	0.00	\$0	0	0.00	\$0	0	0.00	\$0	0	0.00	\$0	0	0.00	\$0
Female	2,113	4.18	\$18,418	2,380	4.00	\$19,213	2,904	4.13	\$21,088	3,999	4.26	\$22,916	3,811	4.24	\$25,495
Age Group	Cases	Avg LOS	Avg Bill	Cases	Avg LOS	Avg Bill	Cases	Avg LOS	Avg Bill	Cases	Avg LOS	Avg Bill	Cases	Avg LOS	Avg Bill
Ages 0-17	62	4.00	\$18,250	81	3.94	\$19,244	89	4.34	\$22,674	94	4.39	\$24,360	71	3.82	\$23,610
Ages 18-35	1,724	4.06	\$17,730	1,940	3.92	\$18,861	2,337	4.00	\$20,711	3,157	4.24	\$22,889	2,958	4.13	\$25,002
Ages 36-49	325	4.81	\$22,096	359	4.40	\$21,106	478	4.70	\$22,635	746	4.31	\$22,859	779	4.70	\$27,556
Ages 50-64	0	0.00	\$0	0	0.00	\$0	0	0.00	\$0	2	4.00	\$18,930	3	4.00	\$20,212
Ages 65+	2	3.50	\$19,688	0	0.00	\$0	0	0.00	\$0	0	0.00	\$0	0	0.00	\$0
<b>TOTAL</b>	<b>2,113</b>	<b>4.18</b>	<b>\$18,418</b>	<b>2,380</b>	<b>4.00</b>	<b>\$19,213</b>	<b>2,904</b>	<b>4.13</b>	<b>\$21,088</b>	<b>3,999</b>	<b>4.26</b>	<b>\$22,916</b>	<b>3,811</b>	<b>4.24</b>	<b>\$25,495</b>

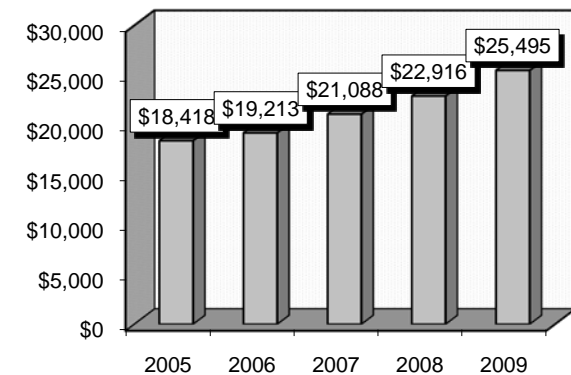
**Patient Discharges**



**Average Length of Stay**



**Average Billed Charges**



County / Hospital	2005			2006			2007			2008			2009		
	Cases	Avg LOS	Avg Bill	Cases	Avg LOS	Avg Bill	Cases	Avg LOS	Avg Bill	Cases	Avg LOS	Avg Bill	Cases	Avg LOS	Avg Bill
<b>CLARK</b>															
Centennial Hills	0	0.00	\$0	0	0.00	\$0	0	0.00	\$0	32	2.97	\$15,868	87	3.68	\$24,506
Desert Springs	0	0.00	\$0	0	0.00	\$0	0	0.00	\$0	0	0.00	\$0	0	0.00	\$0
Mountain View	117	3.22	\$14,165	133	3.19	\$17,290	125	3.17	\$15,336	166	3.17	\$15,698	152	3.06	\$16,986
North Vista	33	3.00	\$15,684	79	3.72	\$21,610	148	3.22	\$25,326	130	3.25	\$34,086	86	2.76	\$33,460
St. Rose-Rose de Lima	49	2.98	\$15,458	40	2.52	\$15,000	89	2.74	\$19,681	108	3.14	\$22,549	88	3.17	\$22,741
St. Rose-San Martin	0	0.00	\$0	0	0.00	\$0	28	2.89	\$19,085	87	3.20	\$20,029	88	3.18	\$22,797
St. Rose-Siena	155	3.45	\$15,625	185	3.29	\$18,610	238	3.21	\$19,057	409	3.98	\$22,414	420	4.23	\$27,729
Southern Hills	39	3.92	\$15,356	56	3.77	\$16,875	108	3.89	\$18,097	189	4.04	\$21,289	208	4.13	\$21,797
Spring Valley	68	2.96	\$15,961	71	2.89	\$15,162	112	2.96	\$15,686	187	3.19	\$19,109	246	3.50	\$22,771
Summerlin	156	4.90	\$20,230	212	4.10	\$19,216	327	5.20	\$23,686	452	4.94	\$25,878	427	4.70	\$28,745
Sunrise	368	4.41	\$18,880	454	4.21	\$20,307	376	4.40	\$21,723	606	4.97	\$23,612	532	4.61	\$28,029
UMC	432	3.75	\$18,551	425	3.81	\$20,314	457	3.51	\$22,615	475	3.41	\$23,409	386	3.12	\$25,506
Valley	258	4.49	\$21,212	231	3.68	\$18,282	277	4.78	\$23,843	397	4.13	\$23,356	326	4.54	\$28,394
<b>TOTAL</b>	<b>1,675</b>	<b>3.99</b>	<b>\$18,286</b>	<b>1,886</b>	<b>3.76</b>	<b>\$19,205</b>	<b>2,285</b>	<b>3.94</b>	<b>\$21,466</b>	<b>3,238</b>	<b>4.06</b>	<b>\$23,127</b>	<b>3,046</b>	<b>4.01</b>	<b>\$26,155</b>
<b>WASHOE</b>															
Carson Tahoe	39	2.74	\$17,451	19	2.89	\$21,980	37	2.70	\$24,850	59	3.05	\$26,665	56	2.88	\$27,090
Northern Nevada	0	0.00	\$0	0	0.00	\$0	0	0.00	\$0	0	0.00	\$0	0	0.00	\$0
Renown Regional	232	5.28	\$19,243	269	5.32	\$19,893	331	5.66	\$19,875	372	5.91	\$19,584	338	6.43	\$22,403
Renown S. Meadows	0	0.00	\$0	0	0.00	\$0	0	0.00	\$0	0	0.00	\$0	0	0.00	\$0
Saint Mary's	107	6.08	\$22,650	131	5.60	\$21,571	161	4.99	\$22,692	223	5.40	\$28,409	264	4.98	\$25,456
Sierra Surgery	0	0.00	\$0	0	0.00	\$0	0	0.00	\$0	0	0.00	\$0	0	0.00	\$0
<b>TOTAL</b>	<b>378</b>	<b>5.25</b>	<b>\$20,023</b>	<b>419</b>	<b>5.29</b>	<b>\$20,512</b>	<b>529</b>	<b>5.25</b>	<b>\$21,080</b>	<b>654</b>	<b>5.48</b>	<b>\$23,231</b>	<b>658</b>	<b>5.55</b>	<b>\$24,027</b>
<b>RURAL</b>															
Battle Mountain	0	0.00	\$0	0	0.00	\$0	0	0.00	\$0	0	0.00	\$0	0	0.00	\$0
Boulder City	0	0.00	\$0	0	0.00	\$0	0	0.00	\$0	0	0.00	\$0	0	0.00	\$0
Carson Valley	0	0.00	\$0	0	0.00	\$0	0	0.00	\$0	0	0.00	\$0	0	0.00	\$0
Churchill	28	2.46	\$12,791	23	2.52	\$13,221	25	2.04	\$12,458	24	2.50	\$15,642	20	2.30	\$15,656
Desert View	0	0.00	\$0	0	0.00	\$0	0	0.00	\$0	3	2.33	\$12,611	0	0.00	\$0
Grover C. Dils	0	0.00	\$0	0	0.00	\$0	0	0.00	\$0	0	0.00	\$0	0	0.00	\$0
Humboldt	4	3.75	\$6,859	0	0.00	\$0	0	0.00	\$0	9	3.11	\$14,665	10	3.00	\$14,427
Incline Village	0	0.00	\$0	0	0.00	\$0	0	0.00	\$0	0	0.00	\$0	0	0.00	\$0
Mesa View	13	2.85	\$10,691	18	2.61	\$13,139	21	2.76	\$11,534	34	3.00	\$15,175	26	2.85	\$16,699
Mount Grant	0	0.00	\$0	0	0.00	\$0	0	0.00	\$0	0	0.00	\$0	0	0.00	\$0
Northeastern	15	2.80	\$13,079	33	2.70	\$10,630	44	2.48	\$10,960	36	2.53	\$13,364	49	2.59	\$15,364
Nye	0	0.00	\$0	0	0.00	\$0	0	0.00	\$0	0	0.00	\$0	0	0.00	\$0
Pershing	0	0.00	\$0	0	0.00	\$0	0	0.00	\$0	0	0.00	\$0	0	0.00	\$0
South Lyon	0	0.00	\$0	0	0.00	\$0	0	0.00	\$0	0	0.00	\$0	0	0.00	\$0
William Bee Ririe	0	0.00	\$0	1	1.00	\$19,702	0	0.00	\$0	1	4.00	\$20,031	2	3.50	\$19,045
<b>TOTAL</b>	<b>60</b>	<b>2.72</b>	<b>\$12,013</b>	<b>75</b>	<b>2.60</b>	<b>\$12,148</b>	<b>90</b>	<b>2.42</b>	<b>\$11,510</b>	<b>107</b>	<b>2.73</b>	<b>\$14,601</b>	<b>107</b>	<b>2.65</b>	<b>\$15,724</b>
<b>ALL COUNTIES</b>	<b>2,113</b>	<b>4.18</b>	<b>\$18,418</b>	<b>2,380</b>	<b>4.00</b>	<b>\$19,213</b>	<b>2,904</b>	<b>4.13</b>	<b>\$21,088</b>	<b>3,999</b>	<b>4.26</b>	<b>\$22,916</b>	<b>3,811</b>	<b>4.24</b>	<b>\$25,495</b>

## CESAREAN SECTION WITHOUT COMPLICATIONS

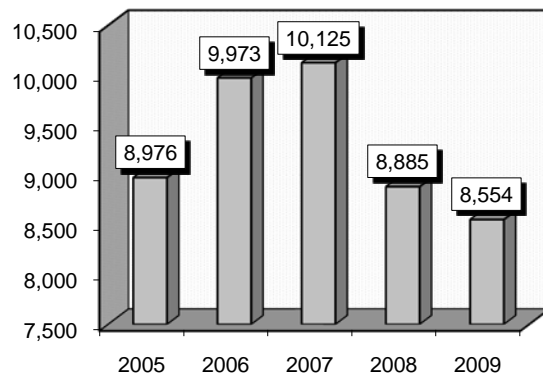
**Associated Procedures:** Procedures that frequently accompanied cesarean section without complications were: 1) Bilateral tubal division (6632), 2) Medical induction of labor (734), 3) Bilateral tubal destruction (6639), 4) Vacuum extraction delivery (7279), 5) Peritoneal adhesiolysis (5459).

**Definitions:** **Antepartum:** Begins with conception and ends with the onset of labor. **Cesarean:** A surgical procedure in delivering the baby. Also called a C-section. An Epidural is given to block the pain, and an incision is made in the very low part of the woman's abdomen. The baby is removed through this incision after which it is sutured. **Fallopian tube:** One of a pair of ducts, one opening at one end into the uterus and the other end into the peritoneal cavity over the ovary. **Peritoneal:** A membrane that lines the wall of the abdominal cavity. **Adhesiolysis:** The treatment for the removal of scarlike tissue that forms between two surfaces within the body.

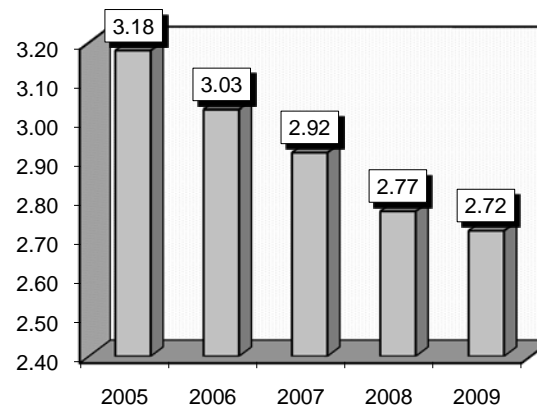
**Comments:** Common diagnoses associated with this procedure (listed in order of frequency) were: Mother had a previous cesarean delivery (65421), abnormality in fetal heart rate or rhythm (65971), sterilization (V252), cord entanglement (66331), elderly with previous pregnancy (65961), early onset delivery (64421), breach delivery (65221).

Gender	2005			2006			2007			2008			2009		
	Cases	Avg LOS	Avg Bill	Cases	Avg LOS	Avg Bill	Cases	Avg LOS	Avg Bill	Cases	Avg LOS	Avg Bill	Cases	Avg LOS	Avg Bill
Male	0	0.00	\$0	0	0.00	\$0	0	0.00	\$0	0	0.00	\$0	0	0.00	\$0
Female	8,976	3.18	\$13,619	9,973	3.03	\$13,904	10,125	2.92	\$14,963	8,885	2.77	\$15,966	8,554	2.72	\$17,693
Age Group	Cases	Avg LOS	Avg Bill	Cases	Avg LOS	Avg Bill	Cases	Avg LOS	Avg Bill	Cases	Avg LOS	Avg Bill	Cases	Avg LOS	Avg Bill
Ages 0-17	187	3.41	\$14,687	194	3.10	\$14,404	219	3.27	\$15,944	174	2.91	\$17,122	120	2.81	\$18,103
Ages 18-35	7,487	3.11	\$13,512	8,404	3.00	\$13,814	8,528	2.89	\$14,909	7,471	2.76	\$15,911	7,110	2.70	\$17,668
Ages 36-49	1,298	3.48	\$14,110	1,374	3.17	\$14,385	1,376	3.05	\$15,138	1,239	2.80	\$16,145	1,321	2.78	\$17,761
Ages 50-64	2	16.50	\$6,810	1	3.00	\$13,128	1	4.00	\$12,991	1	2.00	\$10,840	3	6.67	\$29,923
Ages 65+	2	30.00	\$1,091	0	0.00	\$0	1	2.00	\$19,300	0	0.00	\$0	0	0.00	\$0
<b>TOTAL</b>	<b>8,976</b>	<b>3.18</b>	<b>\$13,619</b>	<b>9,973</b>	<b>3.03</b>	<b>\$13,904</b>	<b>10,125</b>	<b>2.92</b>	<b>\$14,963</b>	<b>8,885</b>	<b>2.77</b>	<b>\$15,966</b>	<b>8,554</b>	<b>2.72</b>	<b>\$17,693</b>

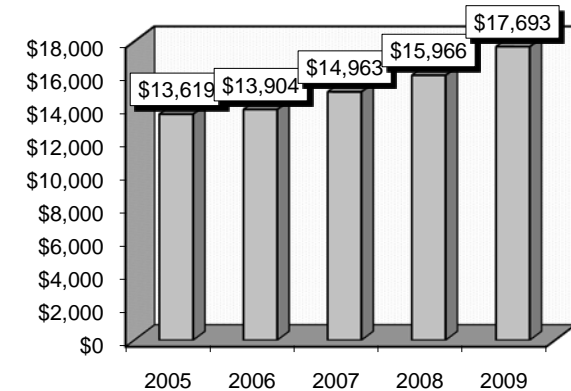
**Patient Discharges**



**Average Length of Stay**



**Average Billed Charges**



County / Hospital	2005			2006			2007			2008			2009		
	Cases	Avg LOS	Avg Bill	Cases	Avg LOS	Avg Bill	Cases	Avg LOS	Avg Bill	Cases	Avg LOS	Avg Bill	Cases	Avg LOS	Avg Bill
<b>CLARK</b>															
Centennial Hills	0	0.00	\$0	0	0.00	\$0	0	0.00	\$0	116	2.58	\$15,467	255	2.60	\$16,420
Desert Springs	0	0.00	\$0	0	0.00	\$0	0	0.00	\$0	0	0.00	\$0	0	0.00	\$0
Mountain View	788	2.76	\$10,981	838	2.62	\$10,404	638	2.79	\$12,121	494	2.74	\$13,343	397	2.80	\$14,371
North Vista	258	2.71	\$12,038	363	2.44	\$12,642	378	2.51	\$19,659	271	2.48	\$23,446	249	2.39	\$23,952
St. Rose-Rose de Lima	190	2.72	\$12,488	190	2.51	\$13,338	269	2.60	\$15,856	264	2.82	\$18,914	227	2.63	\$19,826
St. Rose-San Martin	0	0.00	\$0	8	2.75	\$15,181	116	2.59	\$15,538	150	2.68	\$17,462	197	2.64	\$19,203
St. Rose-Siena	806	2.90	\$12,679	848	2.73	\$13,138	832	2.65	\$14,409	819	2.74	\$17,263	783	2.76	\$19,391
Southern Hills	164	2.91	\$10,897	253	2.96	\$12,959	330	3.14	\$14,509	312	2.74	\$16,065	329	2.88	\$17,968
Spring Valley	571	2.78	\$13,541	644	2.68	\$13,337	740	2.61	\$13,715	586	2.50	\$15,653	668	2.58	\$18,238
Summerlin	801	3.58	\$14,239	968	3.44	\$14,813	1,183	3.16	\$15,690	905	2.89	\$16,997	868	2.83	\$20,249
Sunrise	1,417	3.10	\$12,918	1,677	3.09	\$13,564	1,439	2.99	\$13,726	1,314	2.88	\$14,713	1,225	2.69	\$17,109
UMC	855	3.23	\$15,960	884	3.09	\$16,263	827	2.97	\$17,721	859	2.68	\$17,114	774	2.41	\$15,892
Valley	1,096	3.29	\$14,095	1,132	2.87	\$13,541	1,232	2.76	\$14,859	823	2.43	\$14,612	837	2.43	\$17,418
<b>TOTAL</b>	<b>6,946</b>	<b>3.08</b>	<b>\$13,342</b>	<b>7,805</b>	<b>2.93</b>	<b>\$13,551</b>	<b>7,984</b>	<b>2.85</b>	<b>\$14,959</b>	<b>6,913</b>	<b>2.71</b>	<b>\$16,218</b>	<b>6,809</b>	<b>2.64</b>	<b>\$18,040</b>
<b>WASHOE</b>															
Carson Tahoe	237	2.53	\$16,740	225	2.33	\$19,559	253	2.40	\$23,130	239	2.38	\$23,113	189	2.37	\$24,603
Northern Nevada	0	0.00	\$0	0	0.00	\$0	0	0.00	\$0	0	0.00	\$0	0	0.00	\$0
Renown Regional	927	3.89	\$14,013	1,063	3.66	\$14,650	1,003	3.54	\$13,204	875	3.35	\$12,623	841	3.49	\$14,326
Renown S. Meadows	0	0.00	\$0	0	0.00	\$0	0	0.00	\$0	0	0.00	\$0	0	0.00	\$0
Saint Mary's	524	3.93	\$17,322	519	3.98	\$17,608	547	3.35	\$17,212	482	3.10	\$17,654	373	3.05	\$19,379
Sierra Surgery	0	0.00	\$0	0	0.00	\$0	0	0.00	\$0	0	0.00	\$0	0	0.00	\$0
<b>TOTAL</b>	<b>1,688</b>	<b>3.71</b>	<b>\$15,423</b>	<b>1,807</b>	<b>3.59</b>	<b>\$16,111</b>	<b>1,803</b>	<b>3.32</b>	<b>\$15,813</b>	<b>1,596</b>	<b>3.13</b>	<b>\$15,713</b>	<b>1,403</b>	<b>3.22</b>	<b>\$17,054</b>
<b>RURAL</b>															
Battle Mountain	0	0.00	\$0	0	0.00	\$0	0	0.00	\$0	0	0.00	\$0	0	0.00	\$0
Boulder City	0	0.00	\$0	0	0.00	\$0	0	0.00	\$0	0	0.00	\$0	0	0.00	\$0
Carson Valley	0	0.00	\$0	0	0.00	\$0	0	0.00	\$0	0	0.00	\$0	0	0.00	\$0
Churchill	126	2.22	\$11,404	146	2.23	\$11,240	116	2.15	\$11,484	109	2.16	\$13,621	103	2.13	\$15,774
Desert View	0	0.00	\$0	0	0.00	\$0	0	0.00	\$0	12	2.58	\$13,493	0	0.00	\$0
Grover C. Dils	0	0.00	\$0	0	0.00	\$0	0	0.00	\$0	0	0.00	\$0	0	0.00	\$0
Humboldt	9	2.89	\$5,278	0	0.00	\$0	0	0.00	\$0	23	3.17	\$13,824	24	3.04	\$12,630
Incline Village	0	0.00	\$0	0	0.00	\$0	0	0.00	\$0	0	0.00	\$0	0	0.00	\$0
Mesa View	27	2.70	\$9,797	40	2.75	\$11,282	32	2.50	\$9,275	45	2.49	\$11,126	30	2.30	\$11,050
Mount Grant	0	0.00	\$0	0	0.00	\$0	0	0.00	\$0	0	0.00	\$0	0	0.00	\$0
Northeastern	166	2.43	\$9,808	162	2.34	\$9,565	180	2.25	\$9,996	167	2.28	\$11,522	173	2.25	\$12,582
Nye	0	0.00	\$0	0	0.00	\$0	0	0.00	\$0	0	0.00	\$0	0	0.00	\$0
Pershing	0	0.00	\$0	0	0.00	\$0	0	0.00	\$0	0	0.00	\$0	0	0.00	\$0
South Lyon	0	0.00	\$0	0	0.00	\$0	0	0.00	\$0	0	0.00	\$0	0	0.00	\$0
William Bee Ririe	14	3.07	\$11,271	13	3.15	\$11,154	10	2.80	\$13,108	20	2.95	\$13,810	12	2.17	\$12,568
<b>TOTAL</b>	<b>342</b>	<b>2.42</b>	<b>\$10,336</b>	<b>361</b>	<b>2.37</b>	<b>\$10,490</b>	<b>338</b>	<b>2.25</b>	<b>\$10,530</b>	<b>376</b>	<b>2.37</b>	<b>\$12,409</b>	<b>342</b>	<b>2.27</b>	<b>\$13,412</b>
<b>ALL COUNTIES</b>	<b>8,976</b>	<b>3.18</b>	<b>\$13,619</b>	<b>9,973</b>	<b>3.03</b>	<b>\$13,904</b>	<b>10,125</b>	<b>2.92</b>	<b>\$14,963</b>	<b>8,885</b>	<b>2.77</b>	<b>\$15,966</b>	<b>8,554</b>	<b>2.72</b>	<b>\$17,693</b>

## VAGINAL DELIVERY WITH COMPLICATING DIAGNOSES

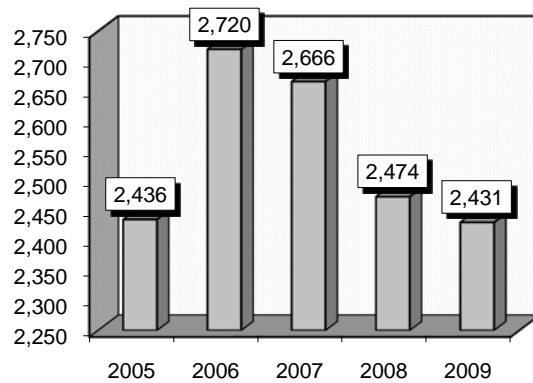
**Associated Procedures:** Procedures that frequently accompanied vaginal delivery with complications were: 1) Repair of obstetric laceration (7569), 2) Medical induction of labor (734), 3) Artificial rupture of membranes (7309), 4) Episiotomy (736), 5) Manual removal of placenta (754).

**Definitions:** **Antepartum:** Begins with conception and ends with the onset of labor. **Vaginal delivery:** The birth of a fetus through the vagina. **Laceration:** The medical word for cut or tear of the skin or tissue. **Episiotomy:** A small incision of the perineum made to enlarge the vaginal opening. **Perineum:** The muscle and tissue between the vagina and the rectum.

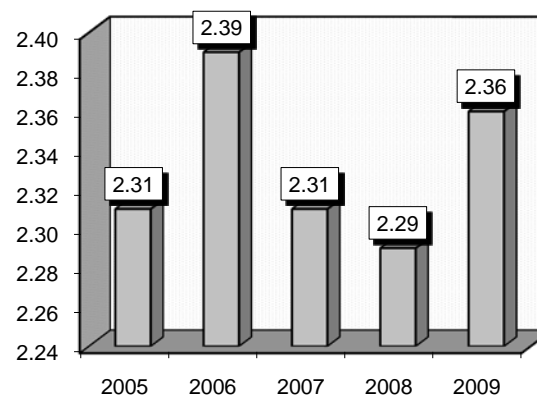
**Comments:** Common diagnoses associated with this procedure (listed in order of frequency) were: Perineal laceration, rupture, or tear involving: fourchette, hymen, labia, skin, vagina, vulva, pelvic floor, perineal muscles, vaginal muscles, (66401, 4, 11), cord entanglement (66331), abnormality in fetal heart rate or rhythm (6597), other specified infectious and parasitic diseases (6478), early onset delivery (64221).

Gender	2005			2006			2007			2008			2009		
	Cases	Avg LOS	Avg Bill	Cases	Avg LOS	Avg Bill	Cases	Avg LOS	Avg Bill	Cases	Avg LOS	Avg Bill	Cases	Avg LOS	Avg Bill
Male	0	0.00	\$0	0	0.00	\$0	0	0.00	\$0	0	0.00	\$0	0	0.00	\$0
Female	2,436	2.31	\$9,032	2,720	2.39	\$9,711	2,666	2.31	\$11,043	2,474	2.29	\$12,093	2,431	2.36	\$13,362
Age Group	Cases	Avg LOS	Avg Bill	Cases	Avg LOS	Avg Bill	Cases	Avg LOS	Avg Bill	Cases	Avg LOS	Avg Bill	Cases	Avg LOS	Avg Bill
Ages 0-17	117	2.05	\$8,162	133	2.26	\$8,587	138	2.72	\$13,389	130	2.52	\$12,395	80	2.27	\$12,325
Ages 18-35	2,070	2.30	\$9,063	2,300	2.39	\$9,729	2,248	2.24	\$10,753	2,061	2.29	\$12,090	2,061	2.36	\$13,349
Ages 36-49	246	2.34	\$9,017	287	2.43	\$10,087	280	2.72	\$12,207	283	2.19	\$11,981	289	2.38	\$13,731
Ages 50-64	3	11.67	\$22,361	0	0.00	\$0	0	0.00	\$0	0	0.00	\$0	1	3.00	\$17,559
Ages 65+	0	0.00	\$0	0	0.00	\$0	0	0.00	\$0	0	0.00	\$0	0	0.00	\$0
<b>TOTAL</b>	<b>2,436</b>	<b>2.31</b>	<b>\$9,032</b>	<b>2,720</b>	<b>2.39</b>	<b>\$9,711</b>	<b>2,666</b>	<b>2.31</b>	<b>\$11,043</b>	<b>2,474</b>	<b>2.29</b>	<b>\$12,093</b>	<b>2,431</b>	<b>2.36</b>	<b>\$13,362</b>

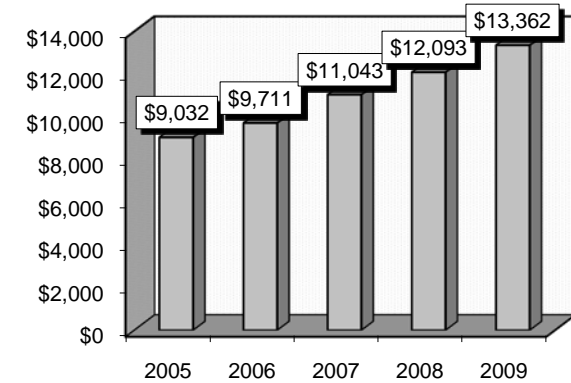
**Patient Discharges**



**Average Length of Stay**



**Average Billed Charges**



County / Hospital	2005			2006			2007			2008			2009		
	Cases	Avg LOS	Avg Bill	Cases	Avg LOS	Avg Bill	Cases	Avg LOS	Avg Bill	Cases	Avg LOS	Avg Bill	Cases	Avg LOS	Avg Bill
<b>CLARK</b>															
Centennial Hills	0	0.00	\$0	0	0.00	\$0	0	0.00	\$0	22	1.91	\$9,299	68	2.12	\$11,922
Desert Springs	0	0.00	\$0	0	0.00	\$0	0	0.00	\$0	0	0.00	\$0	0	0.00	\$0
Mountain View	122	1.87	\$7,726	131	1.89	\$7,038	94	1.91	\$7,720	110	2.16	\$9,667	115	2.17	\$10,357
North Vista	65	1.94	\$8,498	104	2.10	\$11,320	109	2.06	\$15,989	129	2.01	\$16,064	85	2.09	\$17,102
St. Rose-Rose de Lima	59	2.02	\$11,290	81	1.89	\$11,641	114	1.77	\$13,756	102	2.67	\$16,633	89	1.92	\$16,244
St. Rose-San Martin	0	0.00	\$0	1	1.00	\$10,757	24	1.96	\$14,719	60	2.42	\$17,494	53	2.32	\$17,520
St. Rose-Siena	158	2.09	\$10,834	169	2.05	\$11,196	164	2.09	\$13,786	177	2.55	\$17,360	204	2.76	\$18,702
Southern Hills	56	2.23	\$7,716	53	2.40	\$10,148	75	2.69	\$11,645	82	2.83	\$13,513	85	2.31	\$12,947
Spring Valley	74	2.01	\$10,565	122	2.05	\$9,716	151	2.17	\$10,217	90	2.22	\$12,633	118	2.21	\$13,229
Summerlin	168	2.88	\$13,126	175	2.48	\$11,370	193	2.84	\$14,396	188	2.82	\$15,119	161	2.59	\$18,517
Sunrise	209	2.11	\$8,336	278	2.83	\$11,642	211	2.68	\$12,014	205	2.32	\$11,619	186	2.58	\$13,441
UMC	738	2.30	\$8,088	685	2.24	\$8,314	578	2.29	\$10,311	535	2.04	\$9,222	530	2.22	\$10,222
Valley	167	2.24	\$9,679	164	3.06	\$10,843	159	1.92	\$10,561	149	2.36	\$13,177	132	2.36	\$19,312
<b>TOTAL</b>	<b>1,816</b>	<b>2.24</b>	<b>\$9,152</b>	<b>1,963</b>	<b>2.34</b>	<b>\$9,866</b>	<b>1,872</b>	<b>2.28</b>	<b>\$11,762</b>	<b>1,849</b>	<b>2.32</b>	<b>\$12,723</b>	<b>1,826</b>	<b>2.34</b>	<b>\$14,104</b>
<b>WASHOE</b>															
Carson Tahoe	60	1.55	\$7,845	67	1.66	\$9,878	65	1.55	\$10,842	40	1.70	\$11,030	48	2.15	\$12,307
Northern Nevada	0	0.00	\$0	0	0.00	\$0	0	0.00	\$0	0	0.00	\$0	0	0.00	\$0
Renown Regional	337	2.75	\$8,229	437	2.62	\$7,996	450	2.69	\$8,168	276	2.42	\$8,250	302	2.62	\$10,004
Renown S. Meadows	0	0.00	\$0	0	0.00	\$0	0	0.00	\$0	0	0.00	\$0	0	0.00	\$0
Saint Mary's	158	2.58	\$10,664	189	2.71	\$12,413	205	2.27	\$12,368	230	2.23	\$13,380	182	2.38	\$13,707
Sierra Surgery	0	0.00	\$0	0	0.00	\$0	0	0.00	\$0	0	0.00	\$0	0	0.00	\$0
<b>TOTAL</b>	<b>555</b>	<b>2.57</b>	<b>\$8,881</b>	<b>693</b>	<b>2.55</b>	<b>\$9,383</b>	<b>720</b>	<b>2.47</b>	<b>\$9,605</b>	<b>546</b>	<b>2.29</b>	<b>\$10,615</b>	<b>532</b>	<b>2.49</b>	<b>\$11,479</b>
<b>RURAL</b>															
Battle Mountain	0	0.00	\$0	0	0.00	\$0	0	0.00	\$0	0	0.00	\$0	0	0.00	\$0
Boulder City	0	0.00	\$0	0	0.00	\$0	0	0.00	\$0	0	0.00	\$0	0	0.00	\$0
Carson Valley	0	0.00	\$0	0	0.00	\$0	0	0.00	\$0	0	0.00	\$0	0	0.00	\$0
Churchill	13	1.31	\$4,440	12	1.58	\$5,986	29	1.38	\$4,691	10	1.20	\$5,016	14	1.57	\$6,890
Desert View	0	0.00	\$0	0	0.00	\$0	0	0.00	\$0	2	3.00	\$9,253	0	0.00	\$0
Grover C. Dils	0	0.00	\$0	0	0.00	\$0	0	0.00	\$0	0	0.00	\$0	0	0.00	\$0
Humboldt	5	1.60	\$4,628	0	0.00	\$0	0	0.00	\$0	16	1.50	\$4,493	10	2.00	\$6,091
Incline Village	0	0.00	\$0	0	0.00	\$0	0	0.00	\$0	0	0.00	\$0	0	0.00	\$0
Mesa View	15	2.27	\$8,411	16	2.13	\$8,557	12	2.00	\$5,791	22	1.77	\$6,518	20	2.20	\$6,639
Mount Grant	1	2.00	\$6,626	0	0.00	\$0	0	0.00	\$0	0	0.00	\$0	0	0.00	\$0
Northeastern	28	1.82	\$7,882	33	1.85	\$9,155	28	1.86	\$8,928	29	1.86	\$10,833	24	1.75	\$12,037
Nye	0	0.00	\$0	0	0.00	\$0	2	1.00	\$1,844	0	0.00	\$0	0	0.00	\$0
Pershing	0	0.00	\$0	0	0.00	\$0	0	0.00	\$0	0	0.00	\$0	0	0.00	\$0
South Lyon	0	0.00	\$0	0	0.00	\$0	0	0.00	\$0	0	0.00	\$0	0	0.00	\$0
William Bee Ririe	3	2.00	\$5,961	3	2.67	\$11,154	3	3.00	\$15,125	0	0.00	\$0	5	1.60	\$8,630
<b>TOTAL</b>	<b>65</b>	<b>1.82</b>	<b>\$6,957</b>	<b>64</b>	<b>1.91</b>	<b>\$8,505</b>	<b>74</b>	<b>1.72</b>	<b>\$6,818</b>	<b>79</b>	<b>1.71</b>	<b>\$7,571</b>	<b>73</b>	<b>1.86</b>	<b>\$8,523</b>
<b>ALL COUNTIES</b>	<b>2,436</b>	<b>2.31</b>	<b>\$9,032</b>	<b>2,720</b>	<b>2.39</b>	<b>\$9,711</b>	<b>2,666</b>	<b>2.31</b>	<b>\$11,043</b>	<b>2,474</b>	<b>2.29</b>	<b>\$12,093</b>	<b>2,431</b>	<b>2.36</b>	<b>\$13,362</b>

## VAGINAL DELIVERY WITHOUT COMPLICATING DIAGNOSES

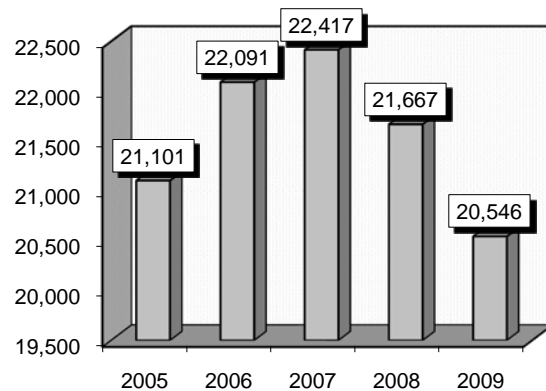
**Associated Procedures:** Procedures that frequently accompanied vaginal delivery without complicating diagnoses were: 1) Repair of obstetric laceration (7569), 2) Medical induction of labor (734), 3) Artificial rupture of membranes (7309), 4) Episiotomy (736), 5) Vacuum extraction delivery (7279).

**Definitions:** **Antepartum:** Begins with conception and ends with the onset of labor. **Vaginal delivery:** The birth of a fetus through the vagina. **Laceration:** The medical word for cut or tear of the skin or tissue. **Episiotomy:** A small incision of the perineum made to enlarge the vaginal opening. **Perineum:** The muscle and tissue between the vagina and the rectum.

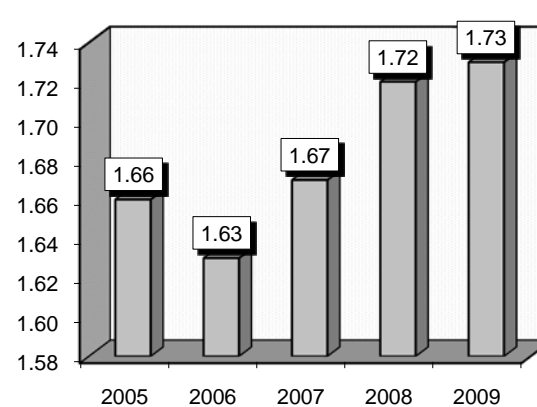
**Comments:** Diagnoses included in this procedure include, but are not limited to, normal delivery, drug dependence-delivered, twin pregnancy-delivered, premature rupture of membranes-delivered, breech presentation-delivered, maternal stress-delivered, and cord prolapse-delivered. Common diagnoses associated with this DRG (listed in order of frequency) are: Perineal laceration, rupture, or tear involving: fourchette, hymen, labia, skin, vagina, vulva, pelvic floor, perineal muscles, vaginal muscles, (66401, 4, 11), cord entanglement (66331), pregnancy over 40 completed weeks to 42 completed weeks gestation (6451).

Gender	2005			2006			2007			2008			2009		
	Cases	Avg LOS	Avg Bill	Cases	Avg LOS	Avg Bill	Cases	Avg LOS	Avg Bill	Cases	Avg LOS	Avg Bill	Cases	Avg LOS	Avg Bill
Male	0	0.00	\$0	0	0.00	\$0	0	0.00	\$0	0	0.00	\$0	0	0.00	\$0
Female	21,101	1.66	\$6,728	22,091	1.63	\$7,065	22,417	1.67	\$8,264	21,667	1.72	\$9,339	20,546	1.73	\$10,181
Age Group	Cases	Avg LOS	Avg Bill	Cases	Avg LOS	Avg Bill	Cases	Avg LOS	Avg Bill	Cases	Avg LOS	Avg Bill	Cases	Avg LOS	Avg Bill
Ages 0-17	972	1.83	\$6,853	1,016	1.74	\$7,299	1,050	1.86	\$8,652	989	1.83	\$9,464	791	1.91	\$10,623
Ages 18-35	18,565	1.64	\$6,694	19,421	1.62	\$7,034	19,701	1.66	\$8,233	18,982	1.71	\$9,298	17,964	1.72	\$10,137
Ages 36-49	1,553	1.75	\$7,000	1,653	1.68	\$7,278	1,666	1.68	\$8,375	1,696	1.76	\$9,724	1,791	1.72	\$10,427
Ages 50-64	5	13.60	\$17,319	1	1.00	\$24,208	0	0.00	\$0	0	0.00	\$0	0	0.00	\$0
Ages 65+	6	7.50	\$12,463	0	0.00	\$0	0	0.00	\$0	0	0.00	\$0	0	0.00	\$0
<b>TOTAL</b>	<b>21,101</b>	<b>1.66</b>	<b>\$6,728</b>	<b>22,091</b>	<b>1.63</b>	<b>\$7,065</b>	<b>22,417</b>	<b>1.67</b>	<b>\$8,264</b>	<b>21,667</b>	<b>1.72</b>	<b>\$9,339</b>	<b>20,546</b>	<b>1.73</b>	<b>\$10,181</b>

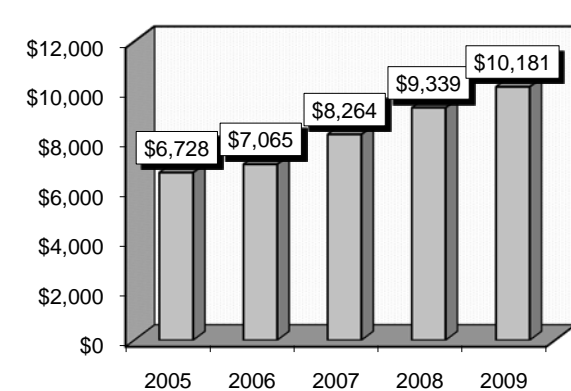
**Patient Discharges**



**Average Length of Stay**



**Average Billed Charges**





County / Hospital	2005			2006			2007			2008			2009		
	Cases	Avg LOS	Avg Bill	Cases	Avg LOS	Avg Bill	Cases	Avg LOS	Avg Bill	Cases	Avg LOS	Avg Bill	Cases	Avg LOS	Avg Bill
<b>CLARK</b>															
Centennial Hills	0	0.00	\$0	0	0.00	\$0	0	0.00	\$0	273	1.77	\$8,471	588	1.83	\$10,325
Desert Springs	0	0.00	\$0	0	0.00	\$0	0	0.00	\$0	0	0.00	\$0	0	0.00	\$0
Mountain View	1,754	1.59	\$6,104	1,739	1.56	\$5,636	1,411	1.67	\$6,578	1,338	1.74	\$7,419	1,107	1.68	\$7,732
North Vista	1,046	1.46	\$6,986	1,461	1.37	\$7,366	1,385	1.44	\$10,226	1,097	1.45	\$12,794	949	1.48	\$13,713
St. Rose-Rose de Lima	584	1.62	\$8,818	673	1.63	\$9,843	791	1.67	\$12,456	763	1.82	\$14,568	693	1.71	\$14,518
St. Rose-San Martin	0	0.00	\$0	13	1.85	\$8,194	315	1.73	\$12,513	390	1.82	\$14,069	431	1.85	\$14,818
St. Rose-Siena	1,528	1.74	\$8,928	1,526	1.71	\$9,805	1,589	1.65	\$11,472	1,613	1.82	\$13,283	1,482	1.85	\$14,541
Southern Hills	345	1.89	\$6,294	506	2.01	\$7,641	633	2.04	\$8,380	672	1.89	\$9,582	726	1.93	\$10,519
Spring Valley	866	1.71	\$8,335	1,046	1.66	\$8,350	1,099	1.66	\$8,243	953	1.74	\$10,142	1,055	1.85	\$11,670
Summerlin	1,508	1.95	\$8,328	1,595	1.83	\$8,354	1,961	1.79	\$9,194	1,760	1.81	\$11,067	1,583	1.80	\$13,266
Sunrise	2,475	1.69	\$5,827	2,853	1.70	\$6,558	2,345	1.75	\$7,288	2,484	1.80	\$8,281	2,351	1.76	\$8,976
UMC	3,758	1.62	\$5,680	3,109	1.56	\$5,608	3,102	1.64	\$6,726	2,925	1.64	\$6,814	2,515	1.68	\$7,060
Valley	1,802	1.61	\$7,766	1,805	1.51	\$7,685	2,159	1.51	\$8,119	1,826	1.54	\$9,166	1,688	1.58	\$10,345
<b>TOTAL</b>	<b>15,666</b>	<b>1.67</b>	<b>\$6,927</b>	<b>16,326</b>	<b>1.62</b>	<b>\$7,240</b>	<b>16,790</b>	<b>1.66</b>	<b>\$8,538</b>	<b>16,094</b>	<b>1.72</b>	<b>\$9,763</b>	<b>15,168</b>	<b>1.73</b>	<b>\$10,741</b>
<b>WASHOE</b>															
Carson Tahoe	582	1.34	\$6,867	661	1.35	\$8,561	618	1.39	\$9,800	613	1.46	\$9,926	578	1.63	\$9,739
Northern Nevada	0	0.00	\$0	0	0.00	\$0	0	0.00	\$0	0	0.00	\$0	0	0.00	\$0
Renown Regional	2,880	1.73	\$5,587	3,027	1.72	\$5,173	2,877	1.82	\$6,089	2,663	1.89	\$6,714	2,556	1.86	\$7,626
Renown S. Meadows	0	0.00	\$0	0	0.00	\$0	0	0.00	\$0	0	0.00	\$0	0	0.00	\$0
Saint Mary's	1,219	1.62	\$7,414	1,277	1.64	\$9,082	1,300	1.66	\$9,957	1,313	1.71	\$11,040	1,316	1.70	\$10,969
Sierra Surgery	0	0.00	\$0	0	0.00	\$0	0	0.00	\$0	0	0.00	\$0	0	0.00	\$0
<b>TOTAL</b>	<b>4,681</b>	<b>1.65</b>	<b>\$6,222</b>	<b>4,965</b>	<b>1.65</b>	<b>\$6,630</b>	<b>4,795</b>	<b>1.72</b>	<b>\$7,616</b>	<b>4,589</b>	<b>1.78</b>	<b>\$8,381</b>	<b>4,450</b>	<b>1.78</b>	<b>\$8,889</b>
<b>RURAL</b>															
Battle Mountain	0	0.00	\$0	0	0.00	\$0	0	0.00	\$0	0	0.00	\$0	0	0.00	\$0
Boulder City	0	0.00	\$0	0	0.00	\$0	0	0.00	\$0	0	0.00	\$0	0	0.00	\$0
Carson Valley	0	0.00	\$0	0	0.00	\$0	0	0.00	\$0	0	0.00	\$0	0	0.00	\$0
Churchill	246	1.35	\$4,596	251	1.33	\$4,560	228	1.30	\$4,737	260	1.25	\$4,832	225	1.20	\$5,539
Desert View	0	0.00	\$0	0	0.00	\$0	0	0.00	\$0	37	1.59	\$6,933	0	0.00	\$0
Grover C. Dils	0	0.00	\$0	0	0.00	\$0	0	0.00	\$0	0	0.00	\$0	0	0.00	\$0
Humboldt	23	1.39	\$2,995	4	1.50	\$2,579	3	1.33	\$2,924	92	1.22	\$3,594	181	1.18	\$4,019
Incline Village	0	0.00	\$0	0	0.00	\$0	0	0.00	\$0	0	0.00	\$0	0	0.00	\$0
Mesa View	80	1.52	\$4,927	113	1.62	\$6,419	133	1.48	\$4,845	111	1.50	\$5,267	89	1.65	\$4,960
Mount Grant	0	0.00	\$0	0	0.00	\$0	0	0.00	\$0	0	0.00	\$0	0	0.00	\$0
Northeastern	350	1.50	\$7,025	383	1.56	\$7,364	405	1.52	\$7,964	425	1.53	\$9,334	369	1.51	\$10,201
Nye	1	1.00	\$3,741	2	1.00	\$2,653	0	0.00	\$0	2	1.00	\$4,620	0	0.00	\$0
Pershing	1	1.00	\$2,103	0	0.00	\$0	0	0.00	\$0	0	0.00	\$0	0	0.00	\$0
South Lyon	0	0.00	\$0	0	0.00	\$0	1	1.00	\$2,323	0	0.00	\$0	0	0.00	\$0
William Bee Ririe	53	1.85	\$5,017	47	2.00	\$5,579	62	1.97	\$6,766	57	1.82	\$6,306	64	1.77	\$8,243
<b>TOTAL</b>	<b>754</b>	<b>1.47</b>	<b>\$5,735</b>	<b>800</b>	<b>1.52</b>	<b>\$6,210</b>	<b>832</b>	<b>1.49</b>	<b>\$6,467</b>	<b>984</b>	<b>1.44</b>	<b>\$6,874</b>	<b>928</b>	<b>1.40</b>	<b>\$7,227</b>
<b>ALL COUNTIES</b>	<b>21,101</b>	<b>1.66</b>	<b>\$6,728</b>	<b>22,091</b>	<b>1.63</b>	<b>\$7,065</b>	<b>22,417</b>	<b>1.67</b>	<b>\$8,264</b>	<b>21,667</b>	<b>1.72</b>	<b>\$9,339</b>	<b>20,546</b>	<b>1.73</b>	<b>\$10,181</b>

## FALSE LABOR

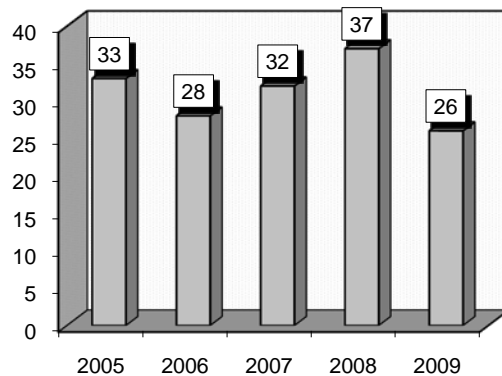
**Associated Diagnoses:** Diagnoses that frequently accompanied false labor were: There were no frequent diagnoses that accompanied false labor.

**Definitions: False labor:** Regular or irregular contractions of the uterus with no changes in the cervix. The experience of contractions that do not open or thin the cervix. Compared to true labor, false labor contractions may occur irregularly and do not get closer together. False labor contractions may stop when you walk or change position.

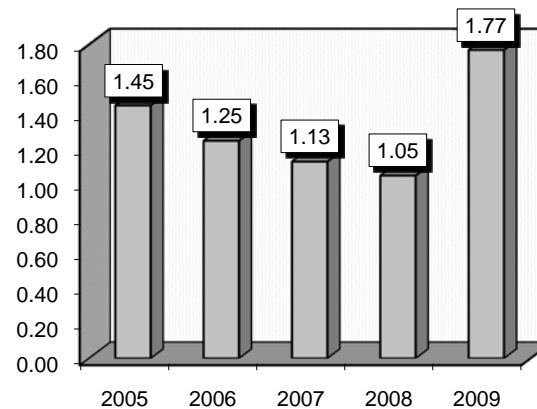
**Comments:** Procedures related to false labor are: Fetal monitoring (7534) and diagnostic amniocentesis (751).

Gender	2005			2006			2007			2008			2009		
	Cases	Avg LOS	Avg Bill	Cases	Avg LOS	Avg Bill	Cases	Avg LOS	Avg Bill	Cases	Avg LOS	Avg Bill	Cases	Avg LOS	Avg Bill
Male	0	0.00	\$0	0	0.00	\$0	0	0.00	\$0	0	0.00	\$0	0	0.00	\$0
Female	33	1.45	\$3,914	28	1.25	\$3,787	32	1.13	\$3,278	37	1.05	\$3,466	26	1.77	\$5,309
Age Group	Cases	Avg LOS	Avg Bill	Cases	Avg LOS	Avg Bill	Cases	Avg LOS	Avg Bill	Cases	Avg LOS	Avg Bill	Cases	Avg LOS	Avg Bill
Ages 0-17	0	0.00	\$0	0	0.00	\$0	1	1.00	\$3,137	2	1.00	\$4,185	1	1.00	\$1,476
Ages 18-35	32	1.47	\$3,944	25	1.00	\$2,736	28	1.07	\$2,907	31	1.06	\$3,493	23	1.87	\$5,778
Ages 36-49	1	1.00	\$2,962	3	3.33	\$12,539	3	1.67	\$6,795	4	1.00	\$2,891	2	1.00	\$1,831
Ages 50-64	0	0.00	\$0	0	0.00	\$0	0	0.00	\$0	0	0.00	\$0	0	0.00	\$0
Ages 65+	0	0.00	\$0	0	0.00	\$0	0	0.00	\$0	0	0.00	\$0	0	0.00	\$0
<b>TOTAL</b>	<b>33</b>	<b>1.45</b>	<b>\$3,914</b>	<b>28</b>	<b>1.25</b>	<b>\$3,787</b>	<b>32</b>	<b>1.13</b>	<b>\$3,278</b>	<b>37</b>	<b>1.05</b>	<b>\$3,466</b>	<b>26</b>	<b>1.77</b>	<b>\$5,309</b>

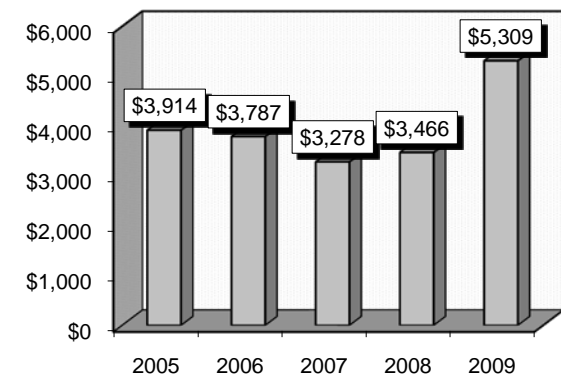
**Patient Discharges**



**Average Length of Stay**



**Average Billed Charges**



County / Hospital	2005			2006			2007			2008			2009		
	Cases	Avg LOS	Avg Bill	Cases	Avg LOS	Avg Bill	Cases	Avg LOS	Avg Bill	Cases	Avg LOS	Avg Bill	Cases	Avg LOS	Avg Bill
<b>CLARK</b>															
Centennial Hills	0	0.00	\$0	0	0.00	\$0	0	0.00	\$0	0	0.00	\$0	0	0.00	\$0
Desert Springs	0	0.00	\$0	0	0.00	\$0	0	0.00	\$0	0	0.00	\$0	0	0.00	\$0
Mountain View	2	1.00	\$2,086	2	1.00	\$1,653	2	1.00	\$2,216	1	1.00	\$2,674	1	1.00	\$1,476
North Vista	8	1.13	\$1,742	5	1.00	\$3,047	1	1.00	\$2,544	4	1.25	\$4,205	3	1.00	\$1,899
St. Rose-Rose de Lima	2	1.00	\$3,869	3	1.00	\$4,682	3	1.00	\$1,857	1	1.00	\$1,925	1	1.00	\$2,808
St. Rose-San Martin	0	0.00	\$0	0	0.00	\$0	1	1.00	\$5,835	2	1.00	\$3,827	2	7.50	\$16,298
St. Rose-Siena	4	1.00	\$3,233	3	1.00	\$2,056	1	1.00	\$2,420	4	1.00	\$5,595	1	1.00	\$3,502
Southern Hills	0	0.00	\$0	1	5.00	\$11,900	2	1.00	\$3,758	1	1.00	\$3,921	0	0.00	\$0
Spring Valley	3	1.00	\$2,091	1	1.00	\$1,781	3	1.00	\$7,713	0	0.00	\$0	2	1.00	\$2,233
Summerlin	2	1.00	\$2,422	1	1.00	\$4,268	3	2.33	\$5,848	3	1.00	\$3,208	0	0.00	\$0
Sunrise	3	1.00	\$2,638	4	1.00	\$2,534	2	1.00	\$3,229	8	1.00	\$3,907	3	2.00	\$12,207
UMC	2	1.00	\$5,036	0	0.00	\$0	2	1.00	\$3,811	3	1.00	\$3,292	2	1.00	\$3,380
Valley	1	1.00	\$2,709	0	0.00	\$0	3	1.00	\$2,158	2	1.00	\$2,631	0	0.00	\$0
<b>TOTAL</b>	<b>27</b>	<b>1.04</b>	<b>\$2,614</b>	<b>20</b>	<b>1.20</b>	<b>\$3,342</b>	<b>23</b>	<b>1.17</b>	<b>\$3,893</b>	<b>29</b>	<b>1.03</b>	<b>\$3,841</b>	<b>15</b>	<b>2.07</b>	<b>\$6,262</b>
<b>WASHOE</b>															
Carson Tahoe	0	0.00	\$0	0	0.00	\$0	0	0.00	\$0	0	0.00	\$0	0	0.00	\$0
Northern Nevada	0	0.00	\$0	0	0.00	\$0	0	0.00	\$0	0	0.00	\$0	0	0.00	\$0
Renown Regional	2	1.00	\$1,512	1	1.00	\$1,903	1	1.00	\$2,114	2	1.00	\$1,706	6	1.50	\$4,562
Renown S. Meadows	0	0.00	\$0	0	0.00	\$0	0	0.00	\$0	0	0.00	\$0	0	0.00	\$0
Saint Mary's	1	14.00	\$43,712	2	1.00	\$1,326	1	1.00	\$1,251	2	1.50	\$2,535	3	1.33	\$3,438
Sierra Surgery	0	0.00	\$0	0	0.00	\$0	0	0.00	\$0	0	0.00	\$0	0	0.00	\$0
<b>TOTAL</b>	<b>3</b>	<b>5.33</b>	<b>\$15,579</b>	<b>3</b>	<b>1.00</b>	<b>\$1,518</b>	<b>2</b>	<b>1.00</b>	<b>\$1,682</b>	<b>4</b>	<b>1.25</b>	<b>\$2,120</b>	<b>9</b>	<b>1.44</b>	<b>\$4,187</b>
<b>RURAL</b>															
Battle Mountain	0	0.00	\$0	0	0.00	\$0	0	0.00	\$0	0	0.00	\$0	0	0.00	\$0
Boulder City	0	0.00	\$0	0	0.00	\$0	0	0.00	\$0	0	0.00	\$0	0	0.00	\$0
Carson Valley	0	0.00	\$0	0	0.00	\$0	0	0.00	\$0	0	0.00	\$0	0	0.00	\$0
Churchill	0	0.00	\$0	1	1.00	\$3,230	0	0.00	\$0	0	0.00	\$0	0	0.00	\$0
Desert View	0	0.00	\$0	0	0.00	\$0	0	0.00	\$0	0	0.00	\$0	0	0.00	\$0
Grover C. Dils	0	0.00	\$0	0	0.00	\$0	0	0.00	\$0	0	0.00	\$0	0	0.00	\$0
Humboldt	0	0.00	\$0	0	0.00	\$0	0	0.00	\$0	0	0.00	\$0	1	1.00	\$2,501
Incline Village	0	0.00	\$0	0	0.00	\$0	0	0.00	\$0	0	0.00	\$0	0	0.00	\$0
Mesa View	1	1.00	\$2,481	1	1.00	\$3,508	1	1.00	\$2,043	0	0.00	\$0	0	0.00	\$0
Mount Grant	0	0.00	\$0	0	0.00	\$0	0	0.00	\$0	0	0.00	\$0	0	0.00	\$0
Northeastern	1	1.00	\$1,464	2	2.50	\$12,984	2	1.00	\$1,726	0	0.00	\$0	1	1.00	\$3,914
Nye	0	0.00	\$0	0	0.00	\$0	0	0.00	\$0	0	0.00	\$0	0	0.00	\$0
Pershing	0	0.00	\$0	0	0.00	\$0	0	0.00	\$0	0	0.00	\$0	0	0.00	\$0
South Lyon	0	0.00	\$0	0	0.00	\$0	0	0.00	\$0	0	0.00	\$0	0	0.00	\$0
William Bee Ririe	1	2.00	\$7,896	1	1.00	\$1,934	4	1.00	\$1,624	4	1.00	\$2,090	0	0.00	\$0
<b>TOTAL</b>	<b>3</b>	<b>1.33</b>	<b>\$3,947</b>	<b>5</b>	<b>1.60</b>	<b>\$6,928</b>	<b>7</b>	<b>1.00</b>	<b>\$1,713</b>	<b>4</b>	<b>1.00</b>	<b>\$2,090</b>	<b>2</b>	<b>1.00</b>	<b>\$3,207</b>
<b>ALL COUNTIES</b>	<b>33</b>	<b>1.45</b>	<b>\$3,914</b>	<b>28</b>	<b>1.25</b>	<b>\$3,787</b>	<b>32</b>	<b>1.13</b>	<b>\$3,278</b>	<b>37</b>	<b>1.05</b>	<b>\$3,466</b>	<b>26</b>	<b>1.77</b>	<b>\$5,309</b>

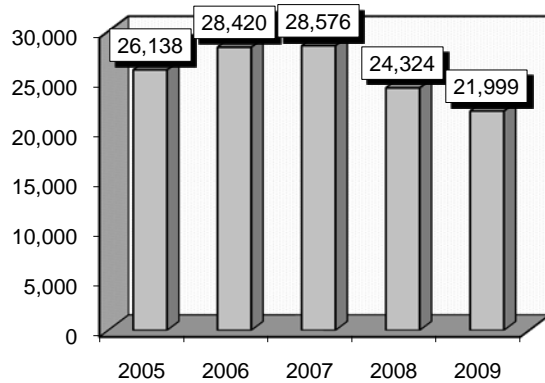
## NORMAL NEWBORN

**Associated Procedures:** Procedures that frequently accompanied normal newborn were: 1) Vaccination (9955), 2) Audiometry (9541), 3) Neurological function test (8915), 4) Circumcision (640), 5) Hearing examination (9547).

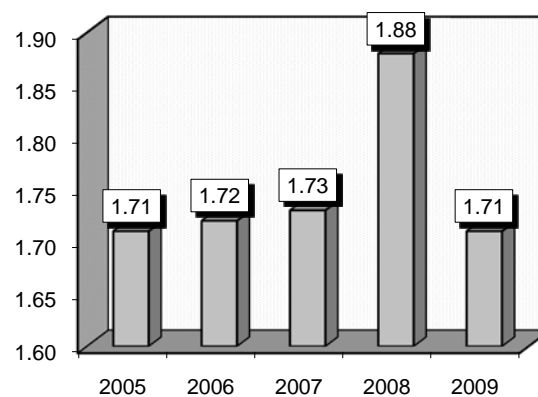
**Comments:** On average, birth weights range from five pounds five ounces to eight pounds. The pulse of a newborn ranges from 100 to 170 beats per minute when awake, 70 to 80 when sleeping deeply. They take an average of 30 to 50 breaths per minute. Nearly all fair-skinned babies are born with blue or gray eyes, which may gradually change color over the first 12 months. Darker-skinned babies most often are born with brown or darker eyes, which usually stay that color. Dark-haired babies usually stay that way, but blond hair often darkens with age. Newborn babies have a soft spot, also known as the fontanel, that is diamond shaped just above the hairline, where the baby's skull bones have not yet fused together.

Gender	2005			2006			2007			2008			2009		
	Cases	Avg LOS	Avg Bill	Cases	Avg LOS	Avg Bill	Cases	Avg LOS	Avg Bill	Cases	Avg LOS	Avg Bill	Cases	Avg LOS	Avg Bill
Male	13,164	1.72	\$1,428	14,216	1.73	\$1,574	14,301	1.74	\$1,796	12,280	1.88	\$2,045	11,081	1.73	\$2,298
Female	12,974	1.70	\$1,375	14,204	1.70	\$1,520	14,275	1.71	\$1,738	12,044	1.87	\$1,993	10,918	1.70	\$2,185
Age Group	Cases	Avg LOS	Avg Bill	Cases	Avg LOS	Avg Bill	Cases	Avg LOS	Avg Bill	Cases	Avg LOS	Avg Bill	Cases	Avg LOS	Avg Bill
Ages 0-17	26,138	1.71	\$1,402	28,420	1.72	\$1,547	28,576	1.73	\$1,767	24,324	1.88	\$2,019	21,999	1.71	\$2,242
Ages 18-35	0	0.00	\$0	0	0.00	\$0	0	0.00	\$0	0	0.00	\$0	0	0.00	\$0
Ages 36-49	0	0.00	\$0	0	0.00	\$0	0	0.00	\$0	0	0.00	\$0	0	0.00	\$0
Ages 50-64	0	0.00	\$0	0	0.00	\$0	0	0.00	\$0	0	0.00	\$0	0	0.00	\$0
Ages 65+	0	0.00	\$0	0	0.00	\$0	0	0.00	\$0	0	0.00	\$0	0	0.00	\$0
<b>TOTAL</b>	<b>26,138</b>	<b>1.71</b>	<b>\$1,402</b>	<b>28,420</b>	<b>1.72</b>	<b>\$1,547</b>	<b>28,576</b>	<b>1.73</b>	<b>\$1,767</b>	<b>24,324</b>	<b>1.88</b>	<b>\$2,019</b>	<b>21,999</b>	<b>1.71</b>	<b>\$2,242</b>

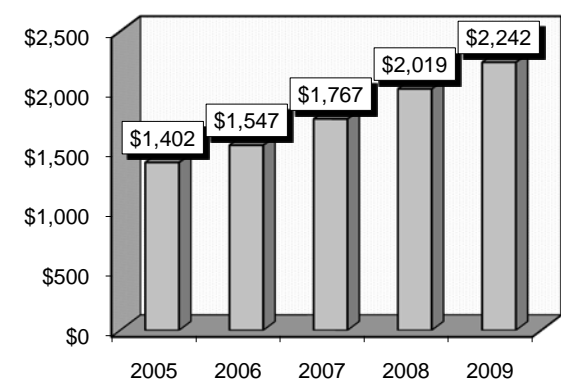
**Patient Discharges**



**Average Length of Stay**



**Average Billed Charges**



County / Hospital	2005			2006			2007			2008			2009		
	Cases	Avg LOS	Avg Bill	Cases	Avg LOS	Avg Bill	Cases	Avg LOS	Avg Bill	Cases	Avg LOS	Avg Bill	Cases	Avg LOS	Avg Bill
<b>CLARK</b>															
Centennial Hills	0	0.00	\$0	0	0.00	\$0	0	0.00	\$0	308	1.75	\$1,568	705	1.64	\$2,101
Desert Springs	0	0.00	\$0	0	0.00	\$0	0	0.00	\$0	0	0.00	\$0	0	0.00	\$0
Mountain View	2,226	1.70	\$1,526	2,272	1.65	\$1,812	1,771	1.73	\$1,993	1,596	1.76	\$2,223	1,263	1.68	\$2,297
North Vista	1,178	1.48	\$1,213	1,628	1.42	\$1,142	1,475	1.55	\$1,367	1,259	1.53	\$1,482	1,133	1.54	\$1,332
St. Rose-Rose de Lima	732	1.57	\$1,141	725	1.48	\$1,576	968	1.55	\$2,144	881	2.24	\$2,421	759	2.08	\$2,761
St. Rose-San Martin	0	0.00	\$0	15	1.87	\$1,806	373	1.65	\$2,017	403	3.67	\$2,272	492	2.18	\$2,810
St. Rose-Siena	2,098	1.75	\$1,191	2,055	1.72	\$1,265	2,095	1.67	\$1,543	2,125	2.53	\$2,035	1,864	2.04	\$2,740
Southern Hills	450	1.84	\$1,568	676	1.89	\$1,716	816	1.89	\$1,924	900	1.79	\$1,976	987	1.81	\$2,165
Spring Valley	1,221	1.81	\$1,624	1,471	1.75	\$1,685	1,593	1.78	\$1,510	1,354	1.80	\$1,668	1,422	1.32	\$1,782
Summerlin	1,865	1.87	\$1,499	2,076	1.89	\$1,666	2,695	1.78	\$1,758	2,180	1.77	\$1,855	1,862	1.58	\$2,094
Sunrise	3,247	1.80	\$1,543	3,987	1.86	\$1,766	3,187	1.86	\$2,103	3,202	1.90	\$2,321	3,040	1.83	\$2,402
UMC	4,050	1.57	\$870	3,768	1.62	\$802	3,600	1.72	\$1,047	951	1.91	\$1,406	39	2.59	\$4,867
Valley	2,480	1.72	\$1,354	2,535	1.70	\$1,747	2,917	1.62	\$2,157	2,379	1.61	\$2,149	2,106	1.31	\$2,275
<b>TOTAL</b>	<b>19,547</b>	<b>1.70</b>	<b>\$1,306</b>	<b>21,208</b>	<b>1.71</b>	<b>\$1,478</b>	<b>21,490</b>	<b>1.72</b>	<b>\$1,726</b>	<b>17,538</b>	<b>1.92</b>	<b>\$2,009</b>	<b>15,672</b>	<b>1.69</b>	<b>\$2,254</b>
<b>WASHOE</b>															
Carson Tahoe	669	1.40	\$1,625	783	1.39	\$2,051	816	1.41	\$2,333	710	1.44	\$2,356	690	1.47	\$2,339
Northern Nevada	0	0.00	\$0	0	0.00	\$0	0	0.00	\$0	0	0.00	\$0	0	0.00	\$0
Renown Regional	3,297	1.81	\$1,946	3,662	1.81	\$1,971	3,413	1.86	\$2,152	3,029	1.91	\$2,382	2,981	1.95	\$2,462
Renown S. Meadows	0	0.00	\$0	0	0.00	\$0	0	0.00	\$0	0	0.00	\$0	0	0.00	\$0
Saint Mary's	1,693	1.79	\$1,477	1,774	1.78	\$1,428	1,866	1.80	\$1,548	1,718	1.83	\$1,810	1,470	1.77	\$2,059
Sierra Surgery	0	0.00	\$0	0	0.00	\$0	0	0.00	\$0	0	0.00	\$0	0	0.00	\$0
<b>TOTAL</b>	<b>5,659</b>	<b>1.75</b>	<b>\$1,767</b>	<b>6,219</b>	<b>1.75</b>	<b>\$1,826</b>	<b>6,095</b>	<b>1.78</b>	<b>\$1,991</b>	<b>5,457</b>	<b>1.83</b>	<b>\$2,199</b>	<b>5,141</b>	<b>1.83</b>	<b>\$2,330</b>
<b>RURAL</b>															
Battle Mountain	0	0.00	\$0	0	0.00	\$0	0	0.00	\$0	0	0.00	\$0	0	0.00	\$0
Boulder City	0	0.00	\$0	0	0.00	\$0	0	0.00	\$0	0	0.00	\$0	0	0.00	\$0
Carson Valley	0	0.00	\$0	0	0.00	\$0	0	0.00	\$0	0	0.00	\$0	0	0.00	\$0
Churchill	263	1.56	\$1,236	211	1.54	\$1,268	170	1.36	\$1,122	271	1.39	\$1,216	266	1.36	\$1,325
Desert View	0	0.00	\$0	0	0.00	\$0	0	0.00	\$0	41	1.73	\$1,612	0	0.00	\$0
Grover C. Dils	0	0.00	\$0	0	0.00	\$0	0	0.00	\$0	0	0.00	\$0	0	0.00	\$0
Humboldt	111	1.60	\$833	115	1.76	\$899	104	1.58	\$914	227	1.49	\$1,131	210	1.44	\$1,119
Incline Village	0	0.00	\$0	0	0.00	\$0	0	0.00	\$0	0	0.00	\$0	0	0.00	\$0
Mesa View	88	1.60	\$1,668	132	1.63	\$1,920	146	1.52	\$1,785	162	1.61	\$1,850	141	1.66	\$1,996
Mount Grant	0	0.00	\$0	0	0.00	\$0	0	0.00	\$0	1	1.00	\$990	1	3.00	\$2,970
Northeastern	416	1.50	\$1,088	468	1.53	\$1,106	496	1.52	\$1,202	550	1.44	\$1,451	488	1.51	\$1,936
Nye	0	0.00	\$0	0	0.00	\$0	2	1.00	\$1,301	2	1.00	\$1,834	0	0.00	\$0
Pershing	0	0.00	\$0	0	0.00	\$0	0	0.00	\$0	0	0.00	\$0	0	0.00	\$0
South Lyon	0	0.00	\$0	0	0.00	\$0	1	1.00	\$908	0	0.00	\$0	0	0.00	\$0
William Bee Ririe	54	1.87	\$1,603	67	1.96	\$1,867	72	1.79	\$1,836	75	1.68	\$1,792	80	1.56	\$2,461
<b>TOTAL</b>	<b>932</b>	<b>1.56</b>	<b>\$1,184</b>	<b>993</b>	<b>1.60</b>	<b>\$1,276</b>	<b>991</b>	<b>1.52</b>	<b>\$1,290</b>	<b>1,329</b>	<b>1.48</b>	<b>\$1,421</b>	<b>1,186</b>	<b>1.49</b>	<b>\$1,698</b>
<b>ALL COUNTIES</b>	<b>26,138</b>	<b>1.71</b>	<b>\$1,402</b>	<b>28,420</b>	<b>1.72</b>	<b>\$1,547</b>	<b>28,576</b>	<b>1.73</b>	<b>\$1,767</b>	<b>24,324</b>	<b>1.88</b>	<b>\$2,019</b>	<b>21,999</b>	<b>1.71</b>	<b>\$2,242</b>

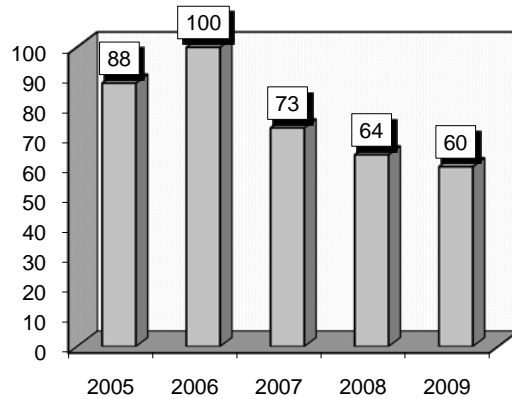
## DEPRESSIVE NEUROSES

**Associated Diagnoses:** Diagnoses that frequently accompanied depressive neuroses were: 1) Hypertension (4019), 2) Suicidal ideation (V6284), 3) Dysthymic disorder (3004), 4) Tobacco use disorder (3051), 5) Hyperlipidemia (2724), 6) Chronic airway obstruction (496), 7) Hypopotassemia (2768).

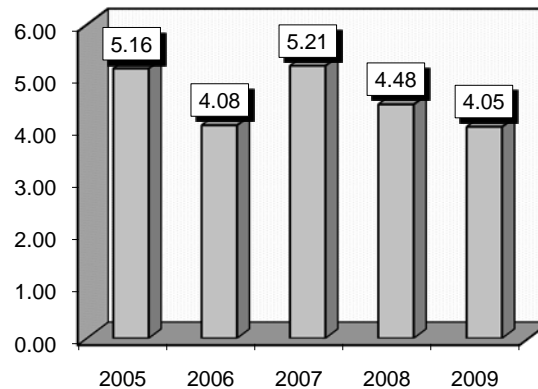
**Definitions: Depression:** A mental state characterized by a pessimistic sense of inadequacy and a despondent lack of activity. **Hypertension:** Elevated blood pressure persistently exceeding 140/90. Essential hypertension, the most common kind, has no single identifiable cause. **Dysthymic disorder:** A chronic, yet mild, form of depression; it is more prevalent and long-lasting than major depression and is associated with a significant disability in physical, social and role functioning, high healthcare utilization and poor quality of life. **Hyperlipidemia:** Excess levels of fats in the blood. These fats can be triglycerides, or cholesterol. Hyperlipidemia is often associated with increased risk of heart disease and strokes. There are genetic disorders that predispose to hyperlipidemia. **Hypopotassemia:** Disorder of fluid, electrolyte, and acid-base balance.

Gender	2005			2006			2007			2008			2009		
	Cases	Avg LOS	Avg Bill	Cases	Avg LOS	Avg Bill	Cases	Avg LOS	Avg Bill	Cases	Avg LOS	Avg Bill	Cases	Avg LOS	Avg Bill
Male	42	5.90	\$17,250	36	4.42	\$18,665	31	5.10	\$14,435	28	6.25	\$20,119	22	4.95	\$23,995
Female	46	4.48	\$16,433	64	3.89	\$16,935	42	5.29	\$21,344	36	3.11	\$14,074	38	3.53	\$18,950
Age Group	Cases	Avg LOS	Avg Bill	Cases	Avg LOS	Avg Bill	Cases	Avg LOS	Avg Bill	Cases	Avg LOS	Avg Bill	Cases	Avg LOS	Avg Bill
Ages 0-17	8	3.00	\$3,181	10	3.70	\$4,347	13	2.08	\$4,042	10	2.20	\$4,376	12	2.92	\$7,020
Ages 18-35	8	2.38	\$9,875	13	2.85	\$9,600	2	1.50	\$8,663	5	1.20	\$9,524	6	3.83	\$23,971
Ages 36-49	22	6.68	\$19,844	17	4.41	\$23,393	19	2.79	\$14,890	9	3.44	\$13,840	14	4.43	\$29,025
Ages 50-64	17	3.82	\$15,477	28	4.18	\$17,996	14	8.00	\$33,563	16	4.75	\$19,483	16	4.31	\$25,059
Ages 65+	33	6.03	\$20,493	32	4.44	\$21,436	25	7.40	\$20,852	24	6.33	\$22,598	12	4.50	\$17,720
<b>TOTAL</b>	<b>88</b>	<b>5.16</b>	<b>\$16,823</b>	<b>100</b>	<b>4.08</b>	<b>\$17,558</b>	<b>73</b>	<b>5.21</b>	<b>\$18,410</b>	<b>64</b>	<b>4.48</b>	<b>\$16,719</b>	<b>60</b>	<b>4.05</b>	<b>\$20,800</b>

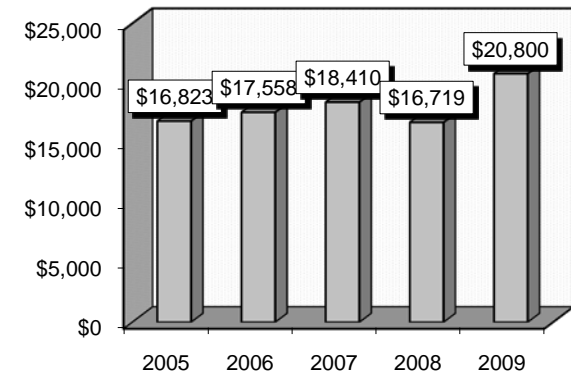
**Patient Discharges**



**Average Length of Stay**



**Average Billed Charges**



County / Hospital	2005			2006			2007			2008			2009		
	Cases	Avg LOS	Avg Bill	Cases	Avg LOS	Avg Bill	Cases	Avg LOS	Avg Bill	Cases	Avg LOS	Avg Bill	Cases	Avg LOS	Avg Bill
<b>CLARK</b>															
Centennial Hills	0	0.00	\$0	0	0.00	\$0	0	0.00	\$0	0	0.00	\$0	5	4.20	\$27,596
Desert Springs	6	5.83	\$22,503	1	5.00	\$35,442	1	14.00	\$2,477	3	1.67	\$15,032	2	2.00	\$22,244
Mountain View	1	13.00	\$50,638	7	7.43	\$36,092	0	0.00	\$0	1	6.00	\$43,575	3	4.00	\$20,391
North Vista	14	7.79	\$19,171	10	5.10	\$16,488	13	11.62	\$25,084	13	8.31	\$19,988	3	13.67	\$30,304
St. Rose-Rose de Lima	2	12.00	\$17,030	2	2.50	\$8,786	0	0.00	\$0	2	3.00	\$18,924	0	0.00	\$0
St. Rose-San Martin	0	0.00	\$0	0	0.00	\$0	2	2.50	\$20,656	1	1.00	\$9,810	1	6.00	\$10,433
St. Rose-Siena	2	4.00	\$29,433	4	2.00	\$19,213	3	4.00	\$22,898	3	6.33	\$33,964	1	1.00	\$7,372
Southern Hills	2	2.00	\$6,758	1	2.00	\$32,043	0	0.00	\$0	1	1.00	\$8,732	1	5.00	\$14,620
Spring Valley	6	2.83	\$15,825	4	5.75	\$45,882	1	3.00	\$6,878	0	0.00	\$0	5	3.40	\$25,866
Summerlin	2	1.00	\$7,857	1	1.00	\$7,065	0	0.00	\$0	1	1.00	\$3,773	3	1.33	\$19,357
Sunrise	2	3.50	\$22,239	9	4.33	\$24,234	3	11.33	\$41,891	1	3.00	\$30,930	3	5.33	\$41,405
UMC	15	4.33	\$9,268	16	3.69	\$6,303	18	2.11	\$8,201	15	2.20	\$7,945	12	3.08	\$14,580
Valley	6	9.83	\$36,656	8	4.75	\$22,021	7	2.86	\$15,979	3	3.33	\$16,028	8	4.50	\$24,407
<b>TOTAL</b>	<b>58</b>	<b>5.91</b>	<b>\$18,527</b>	<b>63</b>	<b>4.49</b>	<b>\$20,082</b>	<b>48</b>	<b>5.77</b>	<b>\$17,304</b>	<b>44</b>	<b>4.39</b>	<b>\$16,108</b>	<b>47</b>	<b>4.26</b>	<b>\$22,315</b>
<b>WASHOE</b>															
Carson Tahoe	18	3.56	\$11,972	18	3.17	\$11,805	11	5.36	\$27,992	5	5.20	\$19,838	3	1.67	\$7,065
Northern Nevada	4	5.00	\$23,144	6	3.83	\$21,278	4	4.25	\$24,546	7	5.14	\$23,766	3	7.33	\$33,295
Renown Regional	2	1.50	\$7,946	4	2.25	\$14,551	3	3.33	\$18,102	2	6.50	\$14,900	3	3.00	\$18,977
Renown S. Meadows	0	0.00	\$0	0	0.00	\$0	0	0.00	\$0	1	1.00	\$17,594	0	0.00	\$0
Saint Mary's	2	9.00	\$28,855	2	7.50	\$20,352	0	0.00	\$0	1	5.00	\$18,774	0	0.00	\$0
Sierra Surgery	0	0.00	\$0	0	0.00	\$0	0	0.00	\$0	0	0.00	\$0	0	0.00	\$0
<b>TOTAL</b>	<b>26</b>	<b>4.04</b>	<b>\$14,680</b>	<b>30</b>	<b>3.47</b>	<b>\$14,635</b>	<b>18</b>	<b>4.78</b>	<b>\$25,578</b>	<b>16</b>	<b>5.06</b>	<b>\$20,733</b>	<b>9</b>	<b>4.00</b>	<b>\$19,779</b>
<b>RURAL</b>															
Battle Mountain	0	0.00	\$0	0	0.00	\$0	0	0.00	\$0	0	0.00	\$0	0	0.00	\$0
Boulder City	2	2.00	\$7,572	0	0.00	\$0	0	0.00	\$0	0	0.00	\$0	0	0.00	\$0
Carson Valley	0	0.00	\$0	2	2.00	\$8,588	0	0.00	\$0	0	0.00	\$0	0	0.00	\$0
Churchill	1	1.00	\$5,203	0	0.00	\$0	1	3.00	\$21,933	1	2.00	\$8,868	0	0.00	\$0
Desert View	0	0.00	\$0	0	0.00	\$0	0	0.00	\$0	1	5.00	\$13,018	1	1.00	\$2,442
Grover C. Dils	0	0.00	\$0	0	0.00	\$0	1	3.00	\$7,328	0	0.00	\$0	1	2.00	\$3,999
Humboldt	0	0.00	\$0	0	0.00	\$0	0	0.00	\$0	1	4.00	\$4,409	0	0.00	\$0
Incline Village	0	0.00	\$0	0	0.00	\$0	0	0.00	\$0	0	0.00	\$0	0	0.00	\$0
Mesa View	0	0.00	\$0	1	2.00	\$8,424	1	3.00	\$13,336	0	0.00	\$0	0	0.00	\$0
Mount Grant	0	0.00	\$0	0	0.00	\$0	0	0.00	\$0	0	0.00	\$0	0	0.00	\$0
Northeastern	0	0.00	\$0	0	0.00	\$0	0	0.00	\$0	0	0.00	\$0	0	0.00	\$0
Nye	0	0.00	\$0	0	0.00	\$0	0	0.00	\$0	0	0.00	\$0	0	0.00	\$0
Pershing	0	0.00	\$0	0	0.00	\$0	0	0.00	\$0	0	0.00	\$0	0	0.00	\$0
South Lyon	0	0.00	\$0	0	0.00	\$0	0	0.00	\$0	0	0.00	\$0	0	0.00	\$0
William Bee Ririe	1	1.00	\$3,789	4	3.75	\$6,495	4	2.00	\$2,588	1	2.00	\$3,256	2	2.00	\$7,377
<b>TOTAL</b>	<b>4</b>	<b>1.50</b>	<b>\$6,034</b>	<b>7</b>	<b>3.00</b>	<b>\$7,368</b>	<b>7</b>	<b>2.43</b>	<b>\$7,564</b>	<b>4</b>	<b>3.25</b>	<b>\$7,387</b>	<b>4</b>	<b>1.75</b>	<b>\$5,299</b>
<b>ALL COUNTIES</b>	<b>88</b>	<b>5.16</b>	<b>\$16,823</b>	<b>100</b>	<b>4.08</b>	<b>\$17,558</b>	<b>73</b>	<b>5.21</b>	<b>\$18,410</b>	<b>64</b>	<b>4.48</b>	<b>\$16,719</b>	<b>60</b>	<b>4.05</b>	<b>\$20,800</b>

## POISONING & TOXIC EFFECTS OF DRUGS

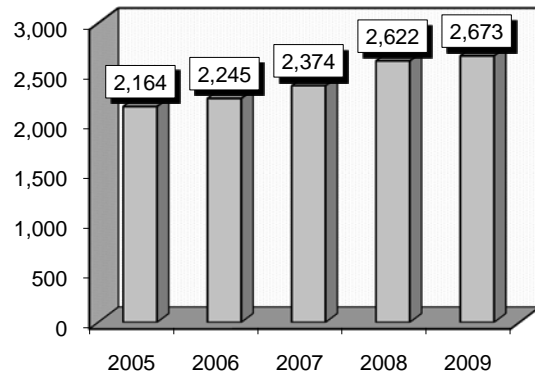
**Associated Diagnoses:** Diagnoses that frequently accompanied poisoning and the toxic effects of drugs were: 1) Tobacco abuse disorder (3051), 2) Acute respiratory failure (51881), 3) Hypertension (4019), 4) Poisoning by psychotropic agents (969), 5) Depressive disorder (311), 6) Hypopotassemia (2768), 7) Bipolar disorder (2964-7), 8) Nondependent alcohol abuse (3050), 9) Altered mental status (78097).

**Definitions:** **Hypertension:** Elevated blood pressure persistently exceeding 140/90. Essential hypertension, the most common kind, has no single identifiable cause. **Psychotropic:** A drug that affects the mind, emotions, or behavior. **Hypopotassemia:** Disorder of fluid, electrolyte, and acid-base balance. **Bipolar disorder:** Previously referred to as manic depressive illness, characterized by the occurrence of mania (euphoria) alternating with bouts of depression.

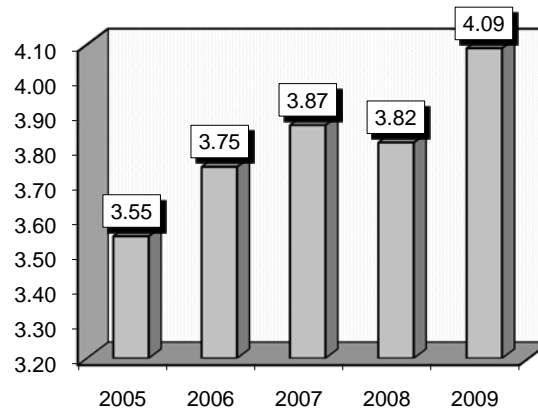
**Comments:** Poisoning is a condition produced by the ingestion of, injection of, inhalation of, or exposure to a poisonous substance. According to the Center for Disease Control and Prevention, a poisoning is a poison exposure that results in bodily harm. Poison exposures can occur by accident without intent, these exposures are defined as unintentional poisonings. Poison exposures can be the result of a conscious, willful decision, defined as intentional poisonings. Identification of the poison and presentation of a container label are critical to diagnosis and treatment.

Gender	2005			2006			2007			2008			2009		
	Cases	Avg LOS	Avg Bill	Cases	Avg LOS	Avg Bill	Cases	Avg LOS	Avg Bill	Cases	Avg LOS	Avg Bill	Cases	Avg LOS	Avg Bill
Male	1,041	3.73	\$25,154	1,043	3.95	\$29,022	1,006	4.16	\$34,231	1,136	3.99	\$33,924	1,236	4.14	\$35,588
Female	1,123	3.39	\$21,811	1,202	3.58	\$25,299	1,368	3.65	\$27,482	1,486	3.69	\$29,910	1,437	4.05	\$32,506
Age Group	Cases	Avg LOS	Avg Bill	Cases	Avg LOS	Avg Bill	Cases	Avg LOS	Avg Bill	Cases	Avg LOS	Avg Bill	Cases	Avg LOS	Avg Bill
Ages 0-17	205	2.07	\$10,496	215	2.05	\$11,220	240	2.27	\$12,340	241	1.80	\$11,548	276	1.84	\$13,288
Ages 18-35	694	3.49	\$22,388	659	3.51	\$26,072	675	3.51	\$27,823	726	3.46	\$27,004	753	4.09	\$33,543
Ages 36-49	632	3.56	\$24,831	696	4.03	\$29,645	705	3.99	\$31,955	724	4.18	\$36,082	748	4.38	\$35,773
Ages 50-64	405	4.19	\$28,780	453	4.23	\$30,230	510	4.80	\$39,239	621	4.44	\$37,310	609	4.81	\$40,515
Ages 65+	228	3.97	\$24,742	222	4.32	\$30,447	244	4.13	\$31,756	310	4.18	\$36,465	287	4.00	\$36,035
<b>TOTAL</b>	<b>2,164</b>	<b>3.55</b>	<b>\$23,419</b>	<b>2,245</b>	<b>3.75</b>	<b>\$27,029</b>	<b>2,374</b>	<b>3.87</b>	<b>\$30,342</b>	<b>2,622</b>	<b>3.82</b>	<b>\$31,649</b>	<b>2,673</b>	<b>4.09</b>	<b>\$33,932</b>

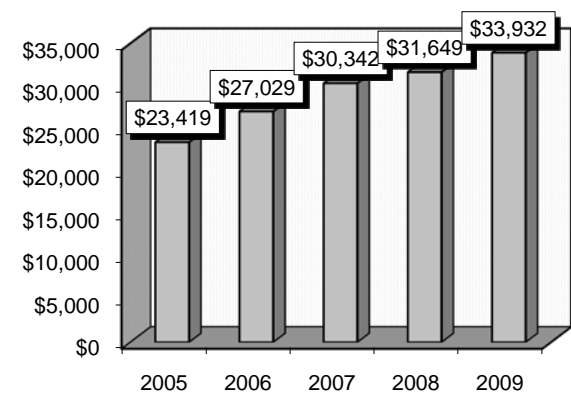
**Patient Discharges**



**Average Length of Stay**



**Average Billed Charges**





County / Hospital	2005			2006			2007			2008			2009		
	Cases	Avg LOS	Avg Bill	Cases	Avg LOS	Avg Bill	Cases	Avg LOS	Avg Bill	Cases	Avg LOS	Avg Bill	Cases	Avg LOS	Avg Bill
<b>CLARK</b>															
Centennial Hills	0	0.00	\$0	0	0.00	\$0	0	0.00	\$0	102	3.67	\$28,321	112	4.02	\$34,149
Desert Springs	108	4.51	\$30,452	86	4.15	\$32,048	75	3.72	\$33,184	94	3.18	\$27,333	81	3.62	\$29,399
Mountain View	121	3.50	\$25,415	155	4.50	\$35,987	168	4.94	\$44,256	171	4.18	\$39,224	179	4.59	\$44,147
North Vista	93	4.02	\$29,201	96	4.33	\$37,828	94	5.95	\$40,021	71	5.07	\$40,912	73	6.60	\$51,480
St. Rose-Rose de Lima	87	3.80	\$25,656	91	3.46	\$26,851	94	4.29	\$35,927	103	4.46	\$38,278	116	5.20	\$40,915
St. Rose-San Martin	0	0.00	\$0	4	5.75	\$43,067	53	2.83	\$20,595	66	3.65	\$32,846	59	4.05	\$34,508
St. Rose-Siena	128	4.02	\$29,438	145	3.38	\$24,991	171	3.70	\$28,008	181	3.52	\$28,509	167	3.60	\$32,365
Southern Hills	70	5.20	\$29,906	77	4.74	\$34,573	54	3.93	\$28,670	41	3.46	\$26,815	68	5.50	\$47,640
Spring Valley	113	3.97	\$28,911	133	3.74	\$27,584	107	4.48	\$39,545	178	4.20	\$35,427	182	4.10	\$34,551
Summerlin	115	3.63	\$30,011	136	3.26	\$28,574	109	3.32	\$31,270	120	3.37	\$34,614	147	3.27	\$36,137
Sunrise	261	3.46	\$23,169	245	4.23	\$29,364	269	4.49	\$34,910	309	4.27	\$35,133	323	5.17	\$40,599
UMC	292	3.40	\$17,929	247	3.87	\$21,811	308	3.29	\$26,695	257	3.15	\$26,930	256	3.45	\$29,407
Valley	139	5.29	\$34,995	173	5.44	\$41,910	173	5.13	\$39,478	182	5.37	\$52,358	179	3.88	\$38,090
<b>TOTAL</b>	<b>1,527</b>	<b>3.92</b>	<b>\$26,220</b>	<b>1,588</b>	<b>4.12</b>	<b>\$30,387</b>	<b>1,675</b>	<b>4.19</b>	<b>\$33,776</b>	<b>1,875</b>	<b>3.99</b>	<b>\$34,777</b>	<b>1,942</b>	<b>4.29</b>	<b>\$37,257</b>
<b>WASHOE</b>															
Carson Tahoe	88	2.09	\$13,664	107	2.05	\$18,086	135	2.18	\$19,743	110	2.78	\$20,420	108	1.99	\$16,876
Northern Nevada	33	3.06	\$16,961	50	2.66	\$21,078	72	3.68	\$24,012	60	3.30	\$27,196	58	3.34	\$23,672
Renown Regional	310	3.08	\$20,049	283	3.51	\$21,950	268	3.41	\$24,798	335	4.08	\$28,619	370	4.38	\$30,596
Renown S. Meadows	23	2.17	\$14,445	28	2.36	\$16,039	30	3.37	\$30,905	22	3.00	\$22,910	18	2.28	\$23,606
Saint Mary's	66	2.79	\$19,279	87	2.94	\$21,059	94	3.89	\$25,055	94	3.48	\$24,723	87	4.03	\$28,348
Sierra Surgery	0	0.00	\$0	0	0.00	\$0	0	0.00	\$0	0	0.00	\$0	0	0.00	\$0
<b>TOTAL</b>	<b>520</b>	<b>2.84</b>	<b>\$18,427</b>	<b>555</b>	<b>3.00</b>	<b>\$20,689</b>	<b>599</b>	<b>3.24</b>	<b>\$23,911</b>	<b>621</b>	<b>3.65</b>	<b>\$26,237</b>	<b>641</b>	<b>3.78</b>	<b>\$27,156</b>
<b>RURAL</b>															
Battle Mountain	0	0.00	\$0	0	0.00	\$0	0	0.00	\$0	1	3.00	\$4,290	2	3.00	\$11,942
Boulder City	10	1.40	\$10,560	8	3.88	\$15,147	7	1.86	\$6,658	8	2.63	\$7,349	4	2.50	\$7,097
Carson Valley	6	1.00	\$5,794	3	1.67	\$7,697	15	4.27	\$26,549	20	1.90	\$14,715	4	3.25	\$13,714
Churchill	29	2.45	\$10,608	28	2.50	\$10,824	24	1.33	\$7,815	35	2.11	\$11,256	23	1.78	\$10,845
Desert View	0	0.00	\$0	0	0.00	\$0	0	0.00	\$0	6	1.67	\$4,536	7	1.29	\$4,580
Grover C. Dils	1	1.00	\$4,347	0	0.00	\$0	0	0.00	\$0	2	4.00	\$15,490	1	2.00	\$4,845
Humboldt	1	3.00	\$10,717	2	2.00	\$8,714	3	4.00	\$9,599	2	2.50	\$5,820	1	1.00	\$4,523
Incline Village	0	0.00	\$0	1	1.00	\$6,015	0	0.00	\$0	1	2.00	\$6,949	0	0.00	\$0
Mesa View	13	1.54	\$9,081	12	1.67	\$10,216	9	1.56	\$9,270	13	2.00	\$9,903	20	2.05	\$9,268
Mount Grant	3	2.33	\$6,258	3	1.67	\$4,048	3	1.00	\$2,594	2	5.50	\$15,800	2	1.50	\$2,839
Northeastern	30	1.93	\$10,351	23	1.96	\$10,970	21	1.86	\$10,359	21	2.33	\$18,588	17	2.12	\$16,175
Nye	5	1.80	\$6,092	3	1.33	\$5,130	2	1.00	\$3,844	6	1.50	\$8,053	3	1.33	\$7,170
Pershing	0	0.00	\$0	5	2.60	\$5,013	3	7.33	\$19,829	1	1.00	\$7,186	1	7.00	\$20,306
South Lyon	6	1.67	\$2,152	6	1.33	\$2,327	4	1.75	\$3,986	2	1.00	\$3,078	1	1.00	\$1,902
William Bee Ririe	13	2.08	\$8,068	8	2.25	\$3,959	9	2.11	\$9,010	6	2.33	\$7,375	4	1.25	\$7,748
<b>TOTAL</b>	<b>117</b>	<b>1.93</b>	<b>\$9,049</b>	<b>102</b>	<b>2.20</b>	<b>\$9,254</b>	<b>100</b>	<b>2.27</b>	<b>\$11,342</b>	<b>126</b>	<b>2.17</b>	<b>\$11,783</b>	<b>90</b>	<b>1.99</b>	<b>\$10,430</b>
<b>ALL COUNTIES</b>	<b>2,164</b>	<b>3.55</b>	<b>\$23,419</b>	<b>2,245</b>	<b>3.75</b>	<b>\$27,029</b>	<b>2,374</b>	<b>3.87</b>	<b>\$30,342</b>	<b>2,622</b>	<b>3.82</b>	<b>\$31,649</b>	<b>2,673</b>	<b>4.09</b>	<b>\$33,932</b>

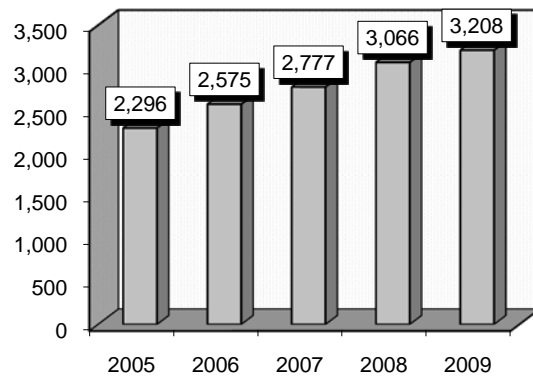
## LAPAROSCOPIC CHOLECYSTECTOMY

**Associated Procedures:** Procedures that frequently accompanied laparoscopic cholecystectomy were: 1) Intraoperative cholangiogram (8753), 2) Endoscopic sphincterotomy (5185), 3) Endoscopic removal of bile stones (5188), 4) Laparoscopic peritoneal adhesiolysis (5451), 5) Esophagogastroduodenoscopy with closed biopsy (4516).

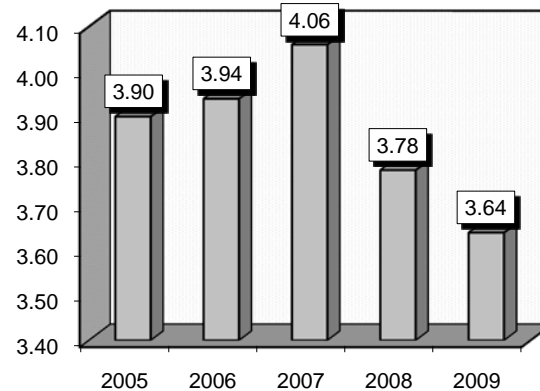
**Definitions:** **Laparoscope:** A narrow tube with a light and a fiberoptic camera. It is inserted through a small incision to assist in surgeries by transmitting images to the physician. **Cholecystectomy:** The surgical removal of the gallbladder. **Intraoperative:** During the course of an operation. **Cholangiogram:** An X-ray study of the bile ducts performed with contrast injected into the ducts. **Sphincterotomy:** Surgical cutting/incision of a sphincter; incision of the internal sphincter of the anus, used in the treatment of anal fissure. **Peritoneal:** A membrane that lines the wall of the abdominal cavity. **Adhesiolysis:** The treatment for the removal of scarlike tissue that forms between two surfaces within the body. **Esophagogastroduodenoscopy:** Exam of the upper digestive tract using an endoscope. **Endoscope:** A small, flexible tube with a light and a lens on the end used to look into the esophagus, stomach, duodenum, colon, or rectum.

Gender	2005			2006			2007			2008			2009		
	Cases	Avg LOS	Avg Bill	Cases	Avg LOS	Avg Bill	Cases	Avg LOS	Avg Bill	Cases	Avg LOS	Avg Bill	Cases	Avg LOS	Avg Bill
Male	734	4.48	\$41,858	857	4.34	\$43,559	881	4.56	\$50,022	1,037	4.10	\$50,080	990	4.09	\$52,943
Female	1,562	3.63	\$34,759	1,718	3.74	\$36,603	1,896	3.83	\$43,129	2,029	3.61	\$43,020	2,218	3.44	\$44,522
Age Group	Cases	Avg LOS	Avg Bill	Cases	Avg LOS	Avg Bill	Cases	Avg LOS	Avg Bill	Cases	Avg LOS	Avg Bill	Cases	Avg LOS	Avg Bill
Ages 0-17	44	3.70	\$30,421	48	4.42	\$35,732	65	2.68	\$29,501	68	3.59	\$34,043	71	2.66	\$30,825
Ages 18-35	639	3.08	\$30,598	729	3.16	\$32,634	795	3.43	\$38,727	951	3.04	\$38,386	923	2.84	\$38,715
Ages 36-49	567	3.46	\$34,354	568	3.42	\$35,346	699	3.67	\$43,797	746	3.61	\$43,940	823	3.25	\$44,441
Ages 50-64	499	4.08	\$39,432	621	3.99	\$39,679	643	4.20	\$45,915	685	3.82	\$46,274	697	3.74	\$48,811
Ages 65+	547	5.18	\$45,651	609	5.27	\$49,248	575	5.42	\$57,390	616	5.08	\$58,319	694	5.16	\$61,460
<b>TOTAL</b>	<b>2,296</b>	<b>3.90</b>	<b>\$37,028</b>	<b>2,575</b>	<b>3.94</b>	<b>\$38,918</b>	<b>2,777</b>	<b>4.06</b>	<b>\$45,316</b>	<b>3,066</b>	<b>3.78</b>	<b>\$45,408</b>	<b>3,208</b>	<b>3.64</b>	<b>\$47,119</b>

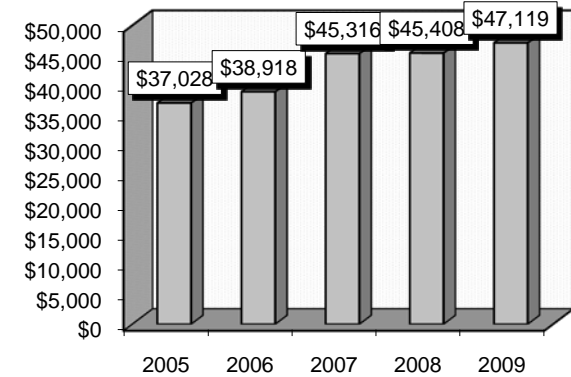
**Patient Discharges**



**Average Length of Stay**



**Average Billed Charges**



County / Hospital	2005			2006			2007			2008			2009		
	Cases	Avg LOS	Avg Bill	Cases	Avg LOS	Avg Bill	Cases	Avg LOS	Avg Bill	Cases	Avg LOS	Avg Bill	Cases	Avg LOS	Avg Bill
<b>CLARK</b>															
Centennial Hills	0	0.00	\$0	0	0.00	\$0	0	0.00	\$0	135	3.16	\$40,692	211	3.29	\$46,004
Desert Springs	131	4.78	\$43,788	194	4.28	\$40,641	230	4.55	\$54,067	203	3.94	\$52,599	180	3.88	\$59,116
Mountain View	239	3.95	\$38,149	267	3.91	\$39,616	254	4.59	\$50,242	234	4.41	\$51,970	259	4.58	\$58,088
North Vista	112	3.96	\$49,438	90	4.03	\$53,297	103	4.16	\$57,620	134	3.43	\$55,077	110	3.52	\$54,389
St. Rose-Rose de Lima	87	4.29	\$41,687	116	4.03	\$46,781	131	4.18	\$50,304	138	3.13	\$41,392	139	3.33	\$45,852
St. Rose-San Martin	0	0.00	\$0	9	4.33	\$49,246	104	3.65	\$44,550	152	3.63	\$45,531	157	3.88	\$52,301
St. Rose-Siena	168	3.95	\$43,433	216	3.64	\$43,350	220	3.52	\$47,005	208	4.06	\$48,361	206	3.59	\$49,727
Southern Hills	101	3.87	\$32,206	106	3.67	\$34,940	93	4.03	\$41,092	100	4.40	\$46,964	72	3.64	\$48,471
Spring Valley	123	3.87	\$38,700	144	3.97	\$41,428	151	4.50	\$58,529	141	3.66	\$49,075	168	3.36	\$48,416
Summerlin	145	4.36	\$46,087	131	4.95	\$49,640	174	4.48	\$55,244	162	4.14	\$57,486	190	3.83	\$53,788
Sunrise	267	3.92	\$36,710	278	4.29	\$42,681	234	4.24	\$46,433	264	4.21	\$50,984	261	3.37	\$47,847
UMC	156	4.83	\$38,392	177	4.62	\$43,477	192	4.21	\$52,941	259	3.93	\$53,794	281	3.75	\$55,821
Valley	99	4.49	\$45,137	132	4.66	\$44,058	150	5.29	\$54,176	175	4.47	\$51,857	167	3.72	\$49,104
<b>TOTAL</b>	<b>1,628</b>	<b>4.17</b>	<b>\$40,706</b>	<b>1,860</b>	<b>4.17</b>	<b>\$43,033</b>	<b>2,036</b>	<b>4.31</b>	<b>\$51,142</b>	<b>2,305</b>	<b>3.94</b>	<b>\$50,239</b>	<b>2,401</b>	<b>3.70</b>	<b>\$51,818</b>
<b>WASHOE</b>															
Carson Tahoe	130	2.94	\$30,291	138	2.88	\$32,962	110	3.15	\$37,504	121	3.06	\$36,399	121	3.17	\$39,779
Northern Nevada	46	2.85	\$35,362	51	2.75	\$35,900	67	3.15	\$36,919	67	3.15	\$38,079	66	3.09	\$38,661
Renown Regional	246	3.62	\$28,790	232	3.59	\$26,197	247	3.68	\$26,888	217	3.49	\$26,565	280	3.91	\$31,514
Renown S. Meadows	31	2.87	\$25,801	41	3.44	\$25,240	44	3.25	\$23,732	50	2.92	\$22,762	43	3.35	\$28,932
Saint Mary's	123	3.72	\$29,402	122	3.69	\$31,467	134	3.90	\$32,446	151	3.70	\$36,515	143	3.66	\$37,232
Sierra Surgery	0	0.00	\$0	11	5.18	\$9,290	4	2.75	\$19,054	3	3.00	\$23,126	0	0.00	\$0
<b>TOTAL</b>	<b>576</b>	<b>3.39</b>	<b>\$29,623</b>	<b>595</b>	<b>3.39</b>	<b>\$29,300</b>	<b>606</b>	<b>3.54</b>	<b>\$30,872</b>	<b>609</b>	<b>3.37</b>	<b>\$31,924</b>	<b>653</b>	<b>3.60</b>	<b>\$34,850</b>
<b>RURAL</b>															
Battle Mountain	0	0.00	\$0	0	0.00	\$0	0	0.00	\$0	0	0.00	\$0	0	0.00	\$0
Boulder City	7	2.29	\$13,629	9	2.89	\$14,394	14	2.50	\$13,511	12	3.17	\$22,173	9	2.00	\$10,107
Carson Valley	1	1.00	\$12,097	5	4.80	\$24,552	3	12.67	\$52,724	13	2.23	\$23,722	23	2.39	\$23,719
Churchill	43	2.79	\$21,299	52	2.52	\$21,435	61	2.70	\$22,399	41	2.88	\$25,390	26	3.46	\$31,466
Desert View	0	0.00	\$0	0	0.00	\$0	0	0.00	\$0	15	3.20	\$19,275	17	2.82	\$18,630
Grover C. Dils	0	0.00	\$0	0	0.00	\$0	0	0.00	\$0	0	0.00	\$0	0	0.00	\$0
Humboldt	12	2.08	\$12,775	10	2.50	\$21,764	15	2.60	\$24,665	27	3.00	\$28,363	36	2.78	\$25,323
Incline Village	0	0.00	\$0	0	0.00	\$0	0	0.00	\$0	0	0.00	\$0	0	0.00	\$0
Mesa View	0	0.00	\$0	6	2.17	\$22,617	7	2.14	\$25,301	9	3.22	\$26,594	5	4.00	\$33,090
Mount Grant	0	0.00	\$0	0	0.00	\$0	0	0.00	\$0	0	0.00	\$0	0	0.00	\$0
Northeastern	29	1.86	\$17,533	38	3.74	\$26,850	34	2.15	\$21,739	32	2.75	\$30,804	35	2.71	\$30,408
Nye	0	0.00	\$0	0	0.00	\$0	0	0.00	\$0	0	0.00	\$0	0	0.00	\$0
Pershing	0	0.00	\$0	0	0.00	\$0	0	0.00	\$0	0	0.00	\$0	0	0.00	\$0
South Lyon	0	0.00	\$0	0	0.00	\$0	0	0.00	\$0	0	0.00	\$0	0	0.00	\$0
William Bee Ririe	0	0.00	\$0	0	0.00	\$0	1	4.00	\$9,797	3	3.00	\$27,878	3	2.67	\$25,875
<b>TOTAL</b>	<b>92</b>	<b>2.35</b>	<b>\$18,316</b>	<b>120</b>	<b>3.01</b>	<b>\$22,838</b>	<b>135</b>	<b>2.73</b>	<b>\$22,294</b>	<b>152</b>	<b>2.89</b>	<b>\$26,178</b>	<b>154</b>	<b>2.82</b>	<b>\$25,911</b>
<b>ALL COUNTIES</b>	<b>2,296</b>	<b>3.90</b>	<b>\$37,028</b>	<b>2,575</b>	<b>3.94</b>	<b>\$38,918</b>	<b>2,777</b>	<b>4.06</b>	<b>\$45,316</b>	<b>3,066</b>	<b>3.78</b>	<b>\$45,408</b>	<b>3,208</b>	<b>3.64</b>	<b>\$47,119</b>

## BACK & NECK PROCEDURES EXCEPT SPINAL FUSION

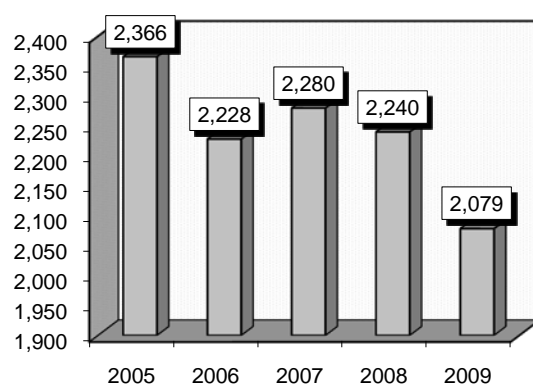
**Associated Procedures:** Procedures that frequently accompanied back and neck procedures were: 1) Excision of intervertebral disc (8051), 2) Shunt or vascular bypass (392), 3) Injection of steroid (9923), 4) Insertion of total disc prosthetic, lumbar (8465), 5) Excision of lesion from soft tissue (8339), 6) Implantation of intraspinal decompression device (8458).

**Definitions: Exploration:** Surgical intervention to find the cause of a disorder by opening a body cavity and examining the interior. **Decompression:** The removal of pressure.

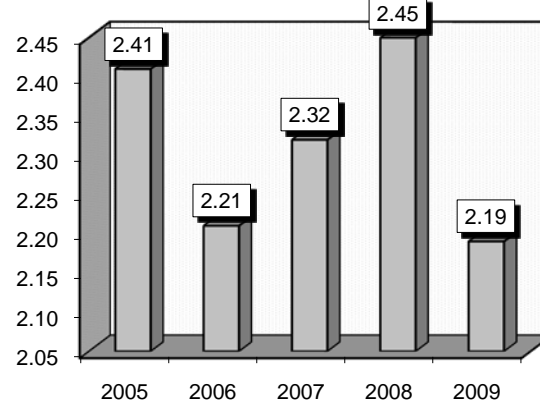
**Comments:** Additional related procedures included, but are not limited to, spinal cord exploration, excision of a spinal cord lesion, vertebral fracture repair, and insertion of a spinal stimulator. The spinal cord is an extension of the brain. It is protected by a bony structure called the vertebral or spinal column. There is a wide space that surrounds the spinal cord. This space contains the cerebrospinal fluid. All the information going from the brain to the limbs travels through the spinal cord. This then allows for movement. The spinal cord is the first relay station for sensory information (what we feel in our arms and legs) on its way to consciousness in various centers of the brain.

	2005			2006			2007			2008			2009		
Gender	Cases	Avg LOS	Avg Bill	Cases	Avg LOS	Avg Bill	Cases	Avg LOS	Avg Bill	Cases	Avg LOS	Avg Bill	Cases	Avg LOS	Avg Bill
Male	1,259	2.24	\$29,819	1,290	2.04	\$29,081	1,306	2.27	\$34,841	1,238	2.36	\$36,476	1,142	2.10	\$35,939
Female	1,107	2.61	\$32,956	938	2.44	\$31,848	974	2.38	\$37,045	1,002	2.56	\$38,203	937	2.29	\$36,976
Age Group	Cases	Avg LOS	Avg Bill	Cases	Avg LOS	Avg Bill	Cases	Avg LOS	Avg Bill	Cases	Avg LOS	Avg Bill	Cases	Avg LOS	Avg Bill
Ages 0-17	10	6.30	\$53,125	4	1.25	\$22,351	9	2.22	\$36,341	1	1.00	\$33,425	6	1.50	\$26,527
Ages 18-35	298	2.10	\$32,787	285	1.84	\$27,325	280	2.10	\$38,116	260	2.27	\$39,035	219	1.87	\$35,175
Ages 36-49	635	2.13	\$31,717	521	1.89	\$30,552	499	2.12	\$36,700	540	2.09	\$37,510	432	1.94	\$35,229
Ages 50-64	743	2.28	\$29,912	743	2.18	\$30,249	726	2.20	\$33,272	728	2.35	\$35,429	728	2.10	\$35,217
Ages 65+	680	2.90	\$31,408	675	2.64	\$31,288	766	2.65	\$36,704	711	2.90	\$38,266	694	2.54	\$38,860
<b>TOTAL</b>	<b>2,366</b>	<b>2.41</b>	<b>\$31,287</b>	<b>2,228</b>	<b>2.21</b>	<b>\$30,246</b>	<b>2,280</b>	<b>2.32</b>	<b>\$35,782</b>	<b>2,240</b>	<b>2.45</b>	<b>\$37,249</b>	<b>2,079</b>	<b>2.19</b>	<b>\$36,406</b>

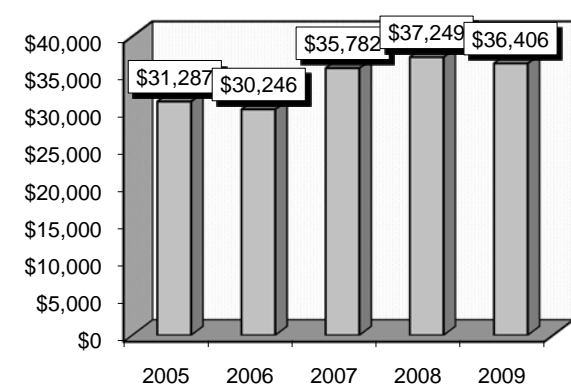
**Patient Discharges**



**Average Length of Stay**



**Average Billed Charges**



County / Hospital	2005			2006			2007			2008			2009		
	Cases	Avg LOS	Avg Bill	Cases	Avg LOS	Avg Bill	Cases	Avg LOS	Avg Bill	Cases	Avg LOS	Avg Bill	Cases	Avg LOS	Avg Bill
<b>CLARK</b>															
Centennial Hills	0	0.00	\$0	0	0.00	\$0	0	0.00	\$0	0	0.00	\$0	2	6.00	\$47,084
Desert Springs	129	2.54	\$30,320	80	2.36	\$35,503	89	2.38	\$46,329	86	3.49	\$55,099	52	2.52	\$52,234
Mountain View	56	3.20	\$27,618	44	2.36	\$23,854	72	2.10	\$27,740	113	2.66	\$40,399	135	2.50	\$34,849
North Vista	42	3.07	\$50,093	10	5.00	\$77,194	1	6.00	\$68,340	0	0.00	\$0	7	1.00	\$33,745
St. Rose-Rose de Lima	2	8.50	\$61,413	0	0.00	\$0	0	0.00	\$0	0	0.00	\$0	1	1.00	\$130,176
St. Rose-San Martin	0	0.00	\$0	7	3.14	\$34,879	135	2.11	\$45,921	150	2.99	\$49,298	107	2.50	\$51,375
St. Rose-Siena	224	2.04	\$27,134	205	1.70	\$27,509	237	1.81	\$32,617	288	1.84	\$30,286	295	1.58	\$30,501
Southern Hills	0	0.00	\$0	0	0.00	\$0	0	0.00	\$0	21	1.29	\$19,435	25	1.60	\$27,922
Spring Valley	48	2.38	\$29,758	54	2.43	\$28,135	77	3.70	\$41,691	105	3.06	\$47,854	102	2.61	\$45,253
Summerlin	1	14.00	\$58,926	1	6.00	\$52,117	1	30.00	\$472,638	1	3.00	\$23,340	17	1.53	\$37,755
Sunrise	502	2.35	\$31,220	412	1.99	\$31,276	412	2.29	\$39,934	219	2.72	\$45,194	142	2.80	\$44,856
UMC	112	2.78	\$34,879	129	2.66	\$46,884	133	2.84	\$56,704	130	2.85	\$53,971	135	2.24	\$51,987
Valley	375	2.12	\$39,322	296	2.14	\$34,244	217	2.30	\$38,272	156	2.27	\$46,315	143	2.38	\$43,133
<b>TOTAL</b>	<b>1,491</b>	<b>2.36</b>	<b>\$33,249</b>	<b>1,238</b>	<b>2.14</b>	<b>\$33,269</b>	<b>1,374</b>	<b>2.34</b>	<b>\$40,830</b>	<b>1,269</b>	<b>2.56</b>	<b>\$43,353</b>	<b>1,163</b>	<b>2.23</b>	<b>\$41,176</b>
<b>WASHOE</b>															
Carson Tahoe	77	1.99	\$27,993	57	2.14	\$35,386	77	2.25	\$40,055	70	2.33	\$38,944	87	1.83	\$37,410
Northern Nevada	34	2.24	\$46,389	33	2.24	\$41,391	57	2.53	\$44,652	24	2.58	\$53,294	25	3.08	\$58,548
Renown Regional	450	2.59	\$26,108	519	2.40	\$24,021	419	2.34	\$23,178	478	2.51	\$22,722	455	2.26	\$24,480
Renown S. Meadows	1	8.00	\$37,253	0	0.00	\$0	1	3.00	\$70,175	0	0.00	\$0	0	0.00	\$0
Saint Mary's	313	2.48	\$28,533	324	2.29	\$29,127	307	2.22	\$29,126	353	2.08	\$35,587	313	2.02	\$35,459
Sierra Surgery	0	0.00	\$0	53	1.49	\$15,348	44	1.98	\$25,180	43	1.70	\$21,648	35	1.54	\$23,637
<b>TOTAL</b>	<b>875</b>	<b>2.49</b>	<b>\$27,942</b>	<b>986</b>	<b>2.30</b>	<b>\$26,471</b>	<b>905</b>	<b>2.28</b>	<b>\$28,133</b>	<b>968</b>	<b>2.31</b>	<b>\$29,296</b>	<b>915</b>	<b>2.13</b>	<b>\$30,364</b>
<b>RURAL</b>															
Battle Mountain	0	0.00	\$0	0	0.00	\$0	0	0.00	\$0	0	0.00	\$0	0	0.00	\$0
Boulder City	0	0.00	\$0	4	1.50	\$25,260	1	4.00	\$21,802	1	1.00	\$9,695	0	0.00	\$0
Carson Valley	0	0.00	\$0	0	0.00	\$0	0	0.00	\$0	0	0.00	\$0	0	0.00	\$0
Churchill	0	0.00	\$0	0	0.00	\$0	0	0.00	\$0	0	0.00	\$0	0	0.00	\$0
Desert View	0	0.00	\$0	0	0.00	\$0	0	0.00	\$0	0	0.00	\$0	0	0.00	\$0
Grover C. Dils	0	0.00	\$0	0	0.00	\$0	0	0.00	\$0	0	0.00	\$0	0	0.00	\$0
Humboldt	0	0.00	\$0	0	0.00	\$0	0	0.00	\$0	0	0.00	\$0	0	0.00	\$0
Incline Village	0	0.00	\$0	0	0.00	\$0	0	0.00	\$0	0	0.00	\$0	0	0.00	\$0
Mesa View	0	0.00	\$0	0	0.00	\$0	0	0.00	\$0	2	2.50	\$26,538	1	1.00	\$18,271
Mount Grant	0	0.00	\$0	0	0.00	\$0	0	0.00	\$0	0	0.00	\$0	0	0.00	\$0
Northeastern	0	0.00	\$0	0	0.00	\$0	0	0.00	\$0	0	0.00	\$0	0	0.00	\$0
Nye	0	0.00	\$0	0	0.00	\$0	0	0.00	\$0	0	0.00	\$0	0	0.00	\$0
Pershing	0	0.00	\$0	0	0.00	\$0	0	0.00	\$0	0	0.00	\$0	0	0.00	\$0
South Lyon	0	0.00	\$0	0	0.00	\$0	0	0.00	\$0	0	0.00	\$0	0	0.00	\$0
William Bee Ririe	0	0.00	\$0	0	0.00	\$0	0	0.00	\$0	0	0.00	\$0	0	0.00	\$0
<b>TOTAL</b>	<b>0</b>	<b>0.00</b>	<b>\$0</b>	<b>4</b>	<b>1.50</b>	<b>\$25,260</b>	<b>1</b>	<b>4.00</b>	<b>\$21,802</b>	<b>3</b>	<b>2.00</b>	<b>\$20,923</b>	<b>1</b>	<b>1.00</b>	<b>\$18,271</b>
<b>ALL COUNTIES</b>	<b>2,366</b>	<b>2.41</b>	<b>\$31,287</b>	<b>2,228</b>	<b>2.21</b>	<b>\$30,246</b>	<b>2,280</b>	<b>2.32</b>	<b>\$35,782</b>	<b>2,240</b>	<b>2.45</b>	<b>\$37,249</b>	<b>2,079</b>	<b>2.19</b>	<b>\$36,406</b>

## ALCOHOL/DRUG ABUSE OR DEPENDENCE

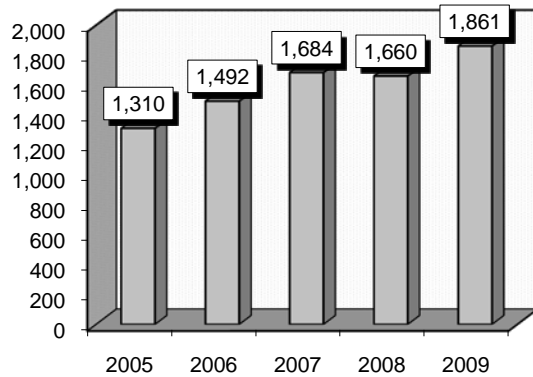
**Associated Diagnoses:** Diagnoses that frequently accompanied alcohol and drug abuse were: 1) Tobacco use disorder (3051), 2) Hypertension (4019), 3) Alcohol withdrawal (29181), 4) Convulsions (78039), 5) Hypopotassemia (2768), 6) Opioid type dependence; continuous use (30401), 7) Alcohol withdrawal (29181), 8) Drug withdrawal (2920).

**Definitions:** **Hypertension:** Elevated blood pressure persistently exceeding 140/90. Essential hypertension, the most common kind, has no single identifiable cause. **Hypopotassemia:** Disorder of fluid, electrolyte, and acid-base balance. **Depression:** An abnormal emotional state characterized by exaggerated feelings of sadness, dejection, worthlessness, and hopelessness that are out of proportion to reality.

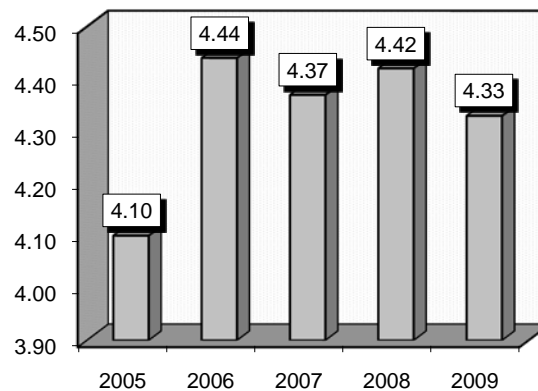
**Comments:** Alcohol and drug withdrawal symptoms vary from person to person. They will normally include one or more of the following: Severe headache, shakiness, hand tremors, anxiety, mood swings, depression, difficulty sleeping, nightmares, nausea, heart palpitations and loss of consciousness.

Gender	2005			2006			2007			2008			2009		
	Cases	Avg LOS	Avg Bill	Cases	Avg LOS	Avg Bill	Cases	Avg LOS	Avg Bill	Cases	Avg LOS	Avg Bill	Cases	Avg LOS	Avg Bill
Male	824	4.19	\$20,266	936	4.53	\$20,513	1,099	4.36	\$21,917	1,067	4.35	\$24,036	1,197	4.34	\$25,377
Female	486	3.95	\$16,387	556	4.28	\$15,754	585	4.40	\$18,294	593	4.54	\$21,409	664	4.31	\$22,584
Age Group	Cases	Avg LOS	Avg Bill	Cases	Avg LOS	Avg Bill	Cases	Avg LOS	Avg Bill	Cases	Avg LOS	Avg Bill	Cases	Avg LOS	Avg Bill
Ages 0-17	11	1.09	\$8,490	20	1.50	\$17,242	18	2.56	\$11,193	17	1.65	\$14,065	25	1.84	\$15,982
Ages 18-35	208	3.29	\$13,362	215	3.32	\$12,306	298	3.58	\$15,018	271	3.76	\$17,867	340	3.58	\$17,314
Ages 36-49	556	3.76	\$17,285	613	4.33	\$17,783	642	4.17	\$20,108	640	4.20	\$22,032	661	3.99	\$23,075
Ages 50-64	380	4.69	\$22,721	473	5.17	\$21,404	534	5.00	\$23,122	544	4.81	\$26,472	621	4.98	\$28,162
Ages 65+	155	5.17	\$22,878	171	4.55	\$23,063	192	4.71	\$25,291	188	5.22	\$25,320	214	4.94	\$29,644
<b>TOTAL</b>	<b>1,310</b>	<b>4.10</b>	<b>\$18,827</b>	<b>1,492</b>	<b>4.44</b>	<b>\$18,739</b>	<b>1,684</b>	<b>4.37</b>	<b>\$20,659</b>	<b>1,660</b>	<b>4.42</b>	<b>\$23,098</b>	<b>1,861</b>	<b>4.33</b>	<b>\$24,380</b>

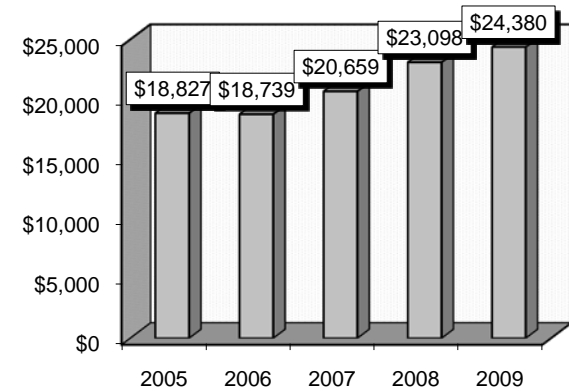
**Patient Discharges**



**Average Length of Stay**



**Average Billed Charges**



County / Hospital	2005			2006			2007			2008			2009		
	Cases	Avg LOS	Avg Bill	Cases	Avg LOS	Avg Bill	Cases	Avg LOS	Avg Bill	Cases	Avg LOS	Avg Bill	Cases	Avg LOS	Avg Bill
<b>CLARK</b>															
Centennial Hills	0	0.00	\$0	0	0.00	\$0	0	0.00	\$0	20	3.50	\$31,419	43	3.47	\$26,456
Desert Springs	42	4.76	\$34,175	47	6.09	\$31,218	57	2.91	\$19,739	49	6.06	\$38,011	69	3.09	\$23,777
Mountain View	29	4.17	\$22,359	39	2.79	\$18,871	58	3.97	\$28,640	54	4.04	\$25,179	53	3.49	\$24,842
North Vista	28	5.25	\$24,524	26	5.54	\$29,064	21	4.14	\$23,371	28	4.57	\$44,282	34	3.79	\$19,994
St. Rose-Rose de Lima	167	3.71	\$12,485	38	3.61	\$24,048	38	3.82	\$23,391	43	4.95	\$33,914	56	4.75	\$37,509
St. Rose-San Martin	0	0.00	\$0	1	5.00	\$32,043	21	3.33	\$19,441	27	3.07	\$23,731	35	4.49	\$36,180
St. Rose-Siena	47	3.32	\$22,972	42	3.67	\$25,978	57	3.95	\$27,660	25	5.04	\$29,946	39	3.38	\$29,101
Southern Hills	36	5.42	\$27,557	24	5.13	\$29,632	16	4.25	\$25,152	23	3.43	\$24,645	9	6.33	\$48,298
Spring Valley	65	3.48	\$20,849	41	3.66	\$21,587	33	4.79	\$29,484	50	4.06	\$31,806	67	3.34	\$25,630
Summerlin	40	3.33	\$23,688	37	3.41	\$22,229	29	3.69	\$30,890	34	3.76	\$31,283	48	4.52	\$42,599
Sunrise	118	4.06	\$25,831	97	4.73	\$30,209	125	4.27	\$32,181	131	3.16	\$24,595	113	4.63	\$34,018
UMC	121	3.95	\$20,830	163	4.17	\$22,679	166	4.55	\$29,701	147	4.03	\$33,744	188	4.02	\$39,431
Valley	67	4.73	\$25,376	292	3.42	\$12,300	292	3.41	\$14,121	285	3.62	\$22,056	260	3.10	\$18,452
<b>TOTAL</b>	<b>760</b>	<b>4.04</b>	<b>\$21,709</b>	<b>847</b>	<b>3.98</b>	<b>\$20,818</b>	<b>913</b>	<b>3.88</b>	<b>\$23,547</b>	<b>916</b>	<b>3.91</b>	<b>\$27,977</b>	<b>1,014</b>	<b>3.76</b>	<b>\$29,120</b>
<b>WASHOE</b>															
Carson Tahoe	229	4.74	\$11,722	320	5.49	\$13,540	279	6.13	\$16,223	272	6.67	\$15,591	349	6.21	\$15,575
Northern Nevada	21	4.29	\$20,311	18	4.06	\$19,961	160	3.98	\$13,215	136	3.39	\$12,866	115	3.57	\$15,960
Renown Regional	193	3.67	\$17,013	195	4.52	\$18,967	173	4.73	\$22,654	207	4.89	\$22,776	232	4.64	\$26,368
Renown S. Meadows	6	3.50	\$16,259	22	4.86	\$15,462	20	2.75	\$13,485	23	3.30	\$18,459	24	3.13	\$18,321
Saint Mary's	47	4.28	\$22,977	39	6.44	\$27,048	50	6.64	\$31,926	38	5.29	\$25,556	40	5.95	\$27,621
Sierra Surgery	0	0.00	\$0	0	0.00	\$0	0	0.00	\$0	0	0.00	\$0	0	0.00	\$0
<b>TOTAL</b>	<b>496</b>	<b>4.25</b>	<b>\$15,266</b>	<b>594</b>	<b>5.17</b>	<b>\$16,474</b>	<b>682</b>	<b>5.21</b>	<b>\$18,219</b>	<b>676</b>	<b>5.27</b>	<b>\$17,901</b>	<b>760</b>	<b>5.22</b>	<b>\$19,649</b>
<b>RURAL</b>															
Battle Mountain	0	0.00	\$0	0	0.00	\$0	0	0.00	\$0	0	0.00	\$0	1	3.00	\$3,378
Boulder City	5	5.60	\$9,445	2	1.50	\$7,341	6	3.50	\$7,302	4	1.75	\$4,944	11	2.55	\$6,631
Carson Valley	3	7.33	\$26,751	5	2.40	\$9,335	6	2.17	\$8,764	7	3.00	\$14,732	5	7.80	\$35,270
Churchill	12	4.17	\$14,404	7	4.71	\$20,505	18	2.78	\$15,641	7	2.43	\$11,510	15	2.20	\$11,682
Desert View	0	0.00	\$0	0	0.00	\$0	0	0.00	\$0	5	1.00	\$5,234	4	2.25	\$10,876
Grover C. Dils	1	1.00	\$677	7	5.00	\$4,181	17	4.18	\$3,591	16	3.31	\$3,159	17	4.12	\$4,250
Humboldt	1	4.00	\$11,991	0	0.00	\$0	0	0.00	\$0	2	2.50	\$5,001	4	5.00	\$14,314
Incline Village	0	0.00	\$0	0	0.00	\$0	0	0.00	\$0	0	0.00	\$0	0	0.00	\$0
Mesa View	5	4.00	\$12,754	3	1.33	\$6,251	5	2.80	\$16,246	7	2.71	\$14,849	7	2.14	\$9,723
Mount Grant	0	0.00	\$0	5	5.40	\$9,584	2	2.00	\$3,178	7	2.00	\$3,442	6	2.83	\$7,252
Northeastern	8	2.63	\$11,229	8	3.13	\$16,414	9	2.22	\$11,782	3	5.00	\$38,621	7	1.57	\$11,265
Nye	4	3.00	\$7,480	2	2.00	\$5,426	7	3.29	\$8,963	3	3.33	\$6,672	2	2.00	\$13,544
Pershing	1	1.00	\$1,838	2	2.50	\$5,138	1	1.00	\$3,319	0	0.00	\$0	0	0.00	\$0
South Lyon	4	2.00	\$3,535	4	1.50	\$2,207	6	1.50	\$3,352	1	3.00	\$4,855	0	0.00	\$0
William Bee Ririe	10	3.00	\$8,032	6	3.67	\$13,076	12	3.92	\$12,209	6	2.83	\$9,158	8	2.25	\$11,590
<b>TOTAL</b>	<b>54</b>	<b>3.65</b>	<b>\$10,978</b>	<b>51</b>	<b>3.45</b>	<b>\$10,599</b>	<b>89</b>	<b>3.07</b>	<b>\$9,722</b>	<b>68</b>	<b>2.74</b>	<b>\$9,028</b>	<b>87</b>	<b>3.07</b>	<b>\$10,473</b>
<b>ALL COUNTIES</b>	<b>1,310</b>	<b>4.10</b>	<b>\$18,827</b>	<b>1,492</b>	<b>4.44</b>	<b>\$18,739</b>	<b>1,684</b>	<b>4.37</b>	<b>\$20,659</b>	<b>1,660</b>	<b>4.42</b>	<b>\$23,098</b>	<b>1,861</b>	<b>4.33</b>	<b>\$24,380</b>

