




Personal Health Choices

University of Nevada Las Vegas
Center for Health Information Analysis
&

Nevada Division of Public and Behavioral Health
Office of Public Health Informatics and Epidemiology



BOOK 3
HOSPITAL OUTPATIENT
Twenty-Sixth Edition
Calendar Years 2009-2013

Table of Contents

<u>Foreword</u>	i
<u>Acknowledgments</u>	ii
<u>Introduction</u>	iii
<u>Factors to Consider in Reviewing this Report</u>	iv
<u>General Acute Care Hospitals</u>	v
<u>Listing of EAPG Groups (Reports)</u>	vi - viii
<u>Discussion and Graphics: 15 Outpatient Emergency (ED) Enhanced Ambulatory Patient Groups</u>	1 - 30
<u>Discussion and Graphics: 15 Outpatient Surgery (OS) Enhanced Ambulatory Patient Groups</u>	31 - 60
<u>Discussion and Graphics: 15 Other Outpatient (TH) Enhanced Ambulatory Patient Groups</u>	61 - 90

Foreword

Personal Health Choices is a joint publication of the Center for Health Information Analysis (CHIA) and the Department of Health and Human Services, Nevada Division of Public and Behavioral Health, Bureau of Health Statistics, Planning, and Response. This report presents general acute care hospital outpatient discharge billing records data for 15 common medical and surgical diagnoses per outpatient type by EAPG* (Enhanced Ambulatory Patient Grouping) as reported by 34 of Nevada's acute care hospitals that discharged patients within the period of 2009 to 2013.

These data are available through the standard Uniform Billing form, which is utilized by hospitals to bill for their hospital charges. These data include patients who were admitted to a hospital as an outpatient. The reports are categorized into 3 outpatient types: 1 - Outpatient Emergency (ED), 2 - Outpatient Surgery (OS), 3 - Other Outpatient (TH). It includes information about patients discharged from non-federal hospitals in Nevada. These data identify billed charges, not the actual payments received by the hospital.

The data were compiled by CHIA using information from outpatient hospital billing records. This information was gathered and analyzed as part of a contractual agreement between the Department of Health and Human Services and the University under the authority granted in Section 439B of the Nevada Revised Statutes. CHIA audits the data and requests corrections when errors are found. It is not possible to detect all errors. CHIA is not responsible for errors that cannot be found by an audit.

An electronic copy of this publication can be downloaded from <http://www.nevadacomparecare.net/static-choices.php>

*3M™ Enhanced Ambulatory Patient Grouping System

Below is the web address of the EAPG fact sheet.

http://multimedia.3m.com/mws/mediawebserver?mwsId=SSSSSuH8gc7nZxtUN8mvPY_1evUqe17zHvTSevTSeSSSSSS--&fn=apgs_enhanced_fs.pdf

Office of Public Health Informatics and Epidemiology (OPHIE)
Nevada Division of Public and Behavioral Health
4150 Technology Way, Suite 211
Carson City, NV 89706
Telephone: (775) 684-5911

Personal Health Choices
Twenty-Sixth Edition, 2009-2013
Published September, 2014

PERSONAL HEALTH CHOICES: 2009-2013

Book 3 - Acute Care Hospitals - Outpatient

ACKNOWLEDGMENTS

Department of Health and Human Services

Romaine Gilliland, Director

University of Nevada, Las Vegas, School of Community Health Sciences

Shawn Gerstenberger, PhD, Dean

Center for Health Information Analysis

Joseph Greenway, MPH, Director

Division of Health Care Financing and Policy

Laurie Squartsoff, Administrator

Janice Prentice, Chief of Rates & Cost Containment Unit

Nevada Division of Public and Behavioral Health

Richard Whitley, MS, Administrator

Jay Kvam, MSPH, Biostatistician

Introduction

This twenty-sixth edition, Book 3 of Personal Health Choices compares 34 of Nevada's general acute care hospitals with respect to 15 common medical diagnoses and surgical procedures per outpatient type, defined by 3M's Enhanced Ambulatory Patient Groups (EAPGs: see below). The definitions to all EAPGs can be found on the narrative page for each EAPG. Each diagnosis and procedure in this publication is based on an individual EAPG.

THE 3M™ ENHANCED AMBULATORY PATIENT GROUPING SYSTEM

Enhanced Ambulatory Patient Group (EAPG), is a classification system that developed specifically for use in today's complex ambulatory environment to develop an effective and comprehensive OPSS that includes hospitals, freestanding ambulatory surgery centers (ASCs), renal dialysis centers, and other diverse care settings.

By reflecting the care that today's facilities provide to non-Medicare beneficiaries, the 3M EAPG System captures the current changes in clinical practice and resource use and can provide a broader, more inclusive classification of outpatient care than the Centers for Medicare & Medicaid (CMS) Ambulatory Payment Classifications (APCs).

Below is the web address of the EAPG fact sheet.

http://multimedia.3m.com/mws/mediawebserver?mwsId=SSSSSuH8gc7nZxtUN8mvPY_1evUqe17zHvTSevTSeSSSSSS--&fn=apgs_enhanced_fs.pdf

INFORMATION LEVEL

Personal Health Choices is intended as a source of information regarding the billed charges of hospitals in Nevada, and should not be construed as a definitive guide for selecting a hospital in order to receive outpatient medical care. The financial information in this report is based on billed charges rather than the amount actually collected on discharged patients per EAPG. Billed charges and collected charges can differ significantly. This report provides the reader information about one component of healthcare pricing - hospital outpatient services. Inpatient hospitalization as well as professional physician and other non-hospital ancillary healthcare services are not covered in this report.

CREDIT DUE: Google Web was extensively used to obtain definitions for medical terms. This can be accessed by typing, 'define: term' in the Google search box. Also <http://medical-dictionary.thefreedictionary.com/>

Factors

The information provided in this report is formatted so as to present narrative and tabular data on the first page and detailed tabular data on the second. This report covers a five-year trend line for EAPG-related data.

The first page of each selected EAPG presents gender and age breakdowns of the overall hospital outpatient population, factored by the total number of visits and average billed charges. The age categories consist of 0-17, 18-35, 36-49, 50-64, and 65+. These age categories were selected to best illustrate the impact of the disease diagnoses and medical and surgical procedures on the populations affected. The narrative information on the first page for each EAPG is based on the available data and may contain information on specific diagnoses and surgical procedures involved in the treatment of the patient. These diagnoses and procedures may not always be directly related to the primary ailment. The second page examines specific hospitals in Clark, Washoe and the Rural counties with regard to total visits and average billed charges.

It should be noted that, when comparing hospitals to average billed charges, information based on small numbers of cases cannot provide a reliable statistical base upon which information can reflect a given hospital's experience. Further, physician charges (including those of surgeons) are normally separate from hospital charges, except in rural areas where some physician services -- such as radiology, anesthesia, and laboratory tests -- may be included in the hospital charges.

The Center for Health Information Analysis (CHIA) receives patient bill records directly from all the hospitals. These data are audited and if errors are found a resend is requested. The audit includes missing or out of range fields as well as statistical mixes of fields such as payer, gender, and race. Although CHIA does everything it can to validate the data, there are some types of errors that cannot be audited. The hospitals are typically very good at creating data and coding so these errors are a rarity.

GENERAL ACUTE CARE HOSPITALS

Hospital Name	Address	Phone	Beds	County
Battle Mountain General Hospital	535 Humboldt St., Battle Mountain, NV 89820	(775) 635-2550	25	Lander
Boulder City Hospital	901 Adams Blvd., Boulder City, NV 89005	(702) 293-4111	83	Clark
Carson Tahoe Regional Medical Center	1600 Medical Pkwy., Carson City, NV 89703	(775) 445-8000	190	Carson
Carson Valley Medical Center	1107 Highway 395, Gardnerville, NV 89410	(775) 782-1500	23	Douglas
Centennial Hills Hospital Medical Center	6900 N. Durango Dr., Las Vegas, NV 89149	(702) 835-9700	177	Clark
Churchill Community Hospital	801 E. Williams Ave., Fallon, NV 89406	(775) 423-3151	40	Churchill
Desert Springs Hospital	2075 E. Flamingo Rd., Las Vegas, NV 89119	(702) 369-7610	293	Clark
Desert View Regional Medical Center	360 S. Lola Ln., Pahrump, NV 89048	(775) 751-7500	25	Nye
Grover C. Dils Medical Center	700 N. Spring St., Caliente, NV 89008	(775) 726-3171	20	Lincoln
Humboldt General Hospital	118 E. Haskell St., Winnemucca, NV 89445	(775) 623-5222	53	Humboldt
Incline Village Community Hospital	880 Alder Ave., Incline Village, NV 89451	(775) 833-4100	4	Washoe
Mesa View Regional Hospital	1299 Bertha Howe Ave., Mesquite, NV 89027	(702) 346-8040	25	Clark
Mount Grant General Hospital	1st & A St., Hawthorne, NV 89415	(775) 945-2461	35	Mineral
Mountain View Hospital	3100 N. Tenaya Way, Las Vegas, NV 89128	(702) 255-5000	340	Clark
North Vista Hospital	1409 E. Lake Mead Blvd., North Las Vegas, NV 89030	(702) 649-7711	177	Clark
Northeastern Nevada Regional Hospital	2001 Errecart Blvd., Elko, NV 89801	(775) 738-5151	75	Elko
Northern Nevada Medical Center	2375 E. Prater Way, Sparks, NV 89434	(775) 356-4001	108	Washoe
Nye Regional Medical Center	825 Erie Main St., Tonopah, NV 89409	(775) 482-6233	44	Nye
Pershing General Hospital	855 6th St., Lovelock, NV 89419	(775) 273-2621	38	Pershing
Renown Regional Medical Center	1155 Mill St., Reno, NV 89502	(775) 982-4511	808	Washoe
Renown South Meadows Medical Center	10101 Double R Blvd., Reno, NV 89521	(775) 982-7000	76	Washoe
Saint Mary's Regional Medical Center	235 W. Sixth St., Reno, NV 89503	(775) 770-3000	380	Washoe
Saint Rose Dominican Hospitals Rose de Lima Campus	102 E. Lake Mead Dr., Henderson, NV 89015	(702) 616-5000	109	Clark
Saint Rose Dominican Hospitals San Martin Campus	8280 W. Warm Springs Rd. Las Vegas, NV 89113	(702) 616-5509	147	Clark
Saint Rose Dominican Hospitals Siena Campus	3001 St. Rose Pkwy., Henderson, NV 89052	(702) 616-5000	230	Clark
Sierra Surgery Hospital	1400 Medical Pkwy., Carson City, NV 89703	(775) 883-1700	15	Carson
South Lyon Medical Center	213 Whitacre St., Yerington, NV 89447	(775) 463-2301	63	Lyon
Southern Hills Hospital & Medical Center	9300 W. Sunset Rd., Las Vegas, NV 89148	(702) 855-1850	134	Clark
Spring Valley Hospital Medical Center	5400 S. Rainbow Blvd., Las Vegas, NV 89118	(702) 853-3333	237	Clark
Summerlin Hospital Medical Center	657 Town Center Dr., Las Vegas, NV 89144	(702) 233-7000	454	Clark
Sunrise Hospital & Medical Center	3186 S. Maryland Pkwy., Las Vegas, NV 89109	(702) 731-8000	690	Clark
University Medical Center of Southern Nevada	1800 W. Charleston Blvd., Las Vegas, NV 89102	(702) 383-2000	541	Clark
Valley Hospital Medical Center	620 Shadow Ln., Las Vegas, NV 89106	(702) 388-4000	301	Clark
William Bee Ririe Hospital	1500 Avenue H, Ely, NV 89301	(775) 289-3001	25	White Pine

Listing of Outpatient Emergency (ED) EAPG Reports

EAPGs	Group Name	Pages
00065	Respiratory Therapy	1-2
00531	Migraine	3-4
00562	Infections Of Upper Respiratory Tract	5-6
00563	Dental & Oral Diseases & Injuries	7-8
00575	Asthma	9-10
00604	Chest Pain	11-12
00628	Abdominal Pain	13-14
00652	Fractures & Dislocations Except Femur, Pelvis & Back	15-16
00656	Back & Neck Disorders Except Lumbar Disc Disease	17-18
00657	Lumbar Disc Disease	19-20
00674	Contusion, Open Wound & Other Trauma To Skin & Subcutaneous Tissue	21-22
00675	Other Skin, Subcutaneous Tissue & Breast Disorders	23-24
00808	Viral Illness	25-26
00842	Alcohol Abuse & Dependence	27-28
00850	Allergic Reactions	29-30

Listing of Outpatient Surgery (OS) EAPG Reports

EAPGs	Group Name	Pages
00021	Level II Breast Procedures	31-32
00037	Level I Arthroscopy	33-34
00038	Level II Arthroscopy	35-36
00061	Needle And Catheter Biopsy, Aspiration, Lavage And Intubation	37-38
00134	Diagnostic Upper GI Endoscopy Or Intubation	39-40
00136	Diagnostic Lower Gastrointestinal Endoscopy	41-42
00137	Therapeutic Colonoscopy	43-44
00139	Level I Hernia Repair	45-46
00146	Level II Laparoscopy	47-48
00147	Level III Laparoscopy	49-50
00163	Level I Bladder And Kidney Procedures	51-52
00233	Cataract Procedures	53-54
00252	Level I Facial And Ent Procedures	55-56
00256	Tonsil And Adenoid Procedures	57-58
00390	Level I Pathology	59-60

Listing of Other Outpatient (TH) EAPG Reports

EAPGs	Group Name	Pages
00081	Echocardiography	61-62
00134	Diagnostic Upper GI Endoscopy Or Intubation	63-64
00191	Level I Fetal Procedures	65-66
00271	Physical Therapy	67-68
00286	Mammography	69-70
00288	Diagnostic Ultrasound Except Obstetrical And Vascular Of Lower Extremities	71-72
00294	MRI - Back	73-74
00300	Cat Scan - Abdomen	75-76
00403	Organ Or Disease Oriented Panels	77-78
00410	Urinalysis	79-80
00457	Venipuncture	81-82
00562	Infections Of Upper Respiratory Tract	83-84
00599	Hypertension	85-86
00713	Diabetes Without Complications	87-88
00872	Other Aftercare & Convalescence	89-90

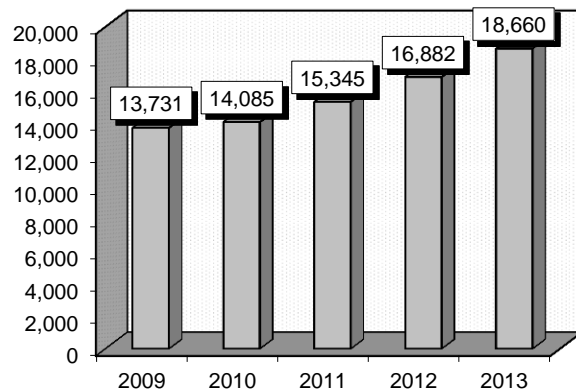
Respiratory Therapy (00065)

Diagnoses: that frequently accompanied Respiratory Therapy were: 1) Asthma, unspecified type, with (acute) exacerbation (49392), 2) Tobacco use disorder (3051), 3) Acute upper respiratory infections of unspecified site (4659), 4) Bronchitis, not specified as acute or chronic (490), 5) Unspecified essential hypertension (4019), 6) Croup (4644), 7) Acute bronchitis (4660), 8) Acute bronchiolitis due to other infectious organisms (46619), 9) Pneumonia, organism unspecified (486).

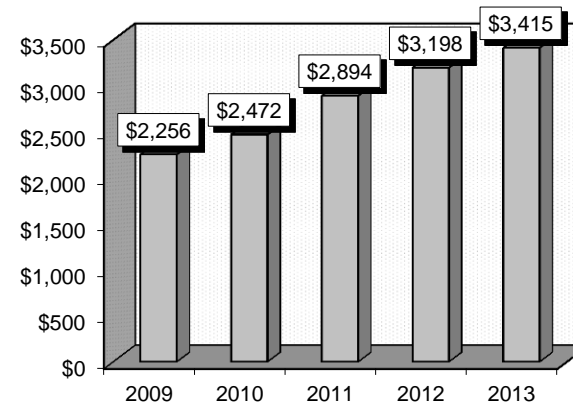
Definitions: **Asthma:** A respiratory condition marked by spasms in the bronchi of the lungs, causing difficulty in breathing. **Bronchitis:** Inflammation of the mucous membrane in the bronchial tubes. **Bronchial tubes:** The branching air tubes below the windpipe. **Croup:** Inflammation of the larynx and trachea in children, associated with infection and causing breathing difficulties. **Larynx:** The part of the trachea in which the vocal chords are located. **Trachea:** The technical name for windpipe. **Bronchiolitis:** Inflammation of the bronchioles. **Bronchioles:** The small branches into which the bronchial tubes divide. **Pneumonia:** A severe lung inflammation caused by bacterial or viral infection.

Gender	2009		2010		2011		2012		2013	
	Cases	Avg Bill	Cases	Avg Bill	Cases	Avg Bill	Cases	Avg Bill	Cases	Avg Bill
Male	6,500	\$2,174	6,861	\$2,390	7,470	\$2,789	8,263	\$3,022	9,026	\$3,248
Female	7,231	\$2,330	7,224	\$2,550	7,875	\$2,994	8,619	\$3,366	9,634	\$3,572
Age Group	Cases	Avg Bill	Cases	Avg Bill	Cases	Avg Bill	Cases	Avg Bill	Cases	Avg Bill
0-17	5,442	\$1,729	5,850	\$1,819	6,552	\$2,131	6,785	\$2,368	7,350	\$2,539
18-35	3,019	\$2,131	2,669	\$2,298	2,806	\$2,636	3,358	\$2,919	3,765	\$3,198
36-49	2,137	\$2,512	2,041	\$2,770	2,105	\$3,101	2,489	\$3,456	2,702	\$3,789
50-64	1,825	\$2,934	1,943	\$3,329	2,158	\$4,005	2,375	\$4,225	2,662	\$4,538
65+	1,308	\$3,379	1,582	\$3,744	1,724	\$4,575	1,875	\$5,054	2,181	\$4,909
Total	13,731	\$2,256	14,085	\$2,472	15,345	\$2,894	16,882	\$3,198	18,660	\$3,415

Patient Discharges



Average Billed Charges



County / Hospital	2009		2010		2011		2012		2013	
	Cases	Avg Bill	Cases	Avg Bill	Cases	Avg Bill	Cases	Avg Bill	Cases	Avg Bill
Clark										
Centennial Hills	1,132	\$2,395	0	\$0	1,114	\$3,183	1,035	\$3,680	1,023	\$3,868
Desert Springs	779	\$3,362	905	\$3,994	897	\$4,192	756	\$4,129	764	\$4,351
Mountain View	780	\$2,588	842	\$3,423	745	\$4,061	1,116	\$4,599	1,412	\$5,067
North Vista	730	\$1,584	542	\$1,697	428	\$2,120	530	\$2,197	676	\$2,382
Southern Hills	603	\$2,274	527	\$2,666	445	\$3,242	547	\$3,428	584	\$3,855
Spring Valley	426	\$3,045	1	\$5,260	272	\$4,187	465	\$4,022	610	\$4,070
St. Rose-Rose de Lima	0	\$0	562	\$2,539	535	\$3,325	651	\$3,458	672	\$3,867
St. Rose-San Martin	0	\$0	341	\$2,594	319	\$2,765	356	\$3,182	341	\$3,160
St. Rose-Siena	0	\$0	910	\$2,568	823	\$2,870	991	\$3,128	1,084	\$3,403
Summerlin	834	\$2,762	1	\$2,390	547	\$3,838	1,006	\$3,713	1,022	\$3,621
Sunrise	2,187	\$2,510	2,133	\$2,802	2,144	\$3,130	2,434	\$3,636	2,611	\$3,943
UMC	460	\$3,234	1,614	\$2,431	1,461	\$2,532	1,381	\$2,557	2,168	\$2,570
Valley	710	\$3,311	518	\$3,764	498	\$4,280	557	\$4,410	688	\$4,169
Total	8,641	\$2,639	8,896	\$2,847	10,228	\$3,274	11,825	\$3,554	13,655	\$3,704
Washoe										
Carson Tahoe	426	\$1,314	587	\$1,489	487	\$1,520	401	\$2,192	249	\$2,977
Northern Nevada	449	\$1,531	390	\$1,928	293	\$1,963	264	\$2,323	294	\$2,158
Renown Regional	1,332	\$1,676	1,333	\$1,992	1,347	\$2,563	1,550	\$2,849	1,731	\$2,991
Renown S. Meadows	334	\$1,674	327	\$2,173	264	\$2,466	311	\$2,610	361	\$2,571
Saint Mary's	771	\$1,604	880	\$1,838	904	\$2,087	1,030	\$2,086	706	\$2,325
Sierra Surgery	0	\$0	0	\$0	0	\$0	0	\$0	0	\$0
Total	3,312	\$1,593	3,517	\$1,879	3,295	\$2,217	3,556	\$2,494	3,341	\$2,730
Rural										
Battle Mountain	31	\$1,106	99	\$893	87	\$1,188	88	\$1,686	98	\$1,491
Boulder City	92	\$3,008	43	\$2,685	69	\$1,936	80	\$1,713	77	\$2,928
Carson Valley	230	\$2,268	228	\$2,043	200	\$2,775	226	\$2,623	220	\$2,814
Churchill	259	\$1,648	156	\$1,853	162	\$2,352	88	\$2,186	102	\$2,404
Desert View	31	\$2,698	125	\$1,797	122	\$1,715	196	\$1,847	466	\$2,684
Grover C. Dils	12	\$869	27	\$1,206	19	\$906	28	\$1,125	27	\$1,297
Humboldt	2	\$4,193	17	\$1,219	102	\$1,549	152	\$1,957	134	\$1,874
Incline Village	0	\$0	0	\$0	0	\$0	0	\$0	0	\$0
Mesa View	150	\$1,594	46	\$2,143	76	\$2,593	141	\$2,467	117	\$2,636
Mount Grant	15	\$2,954	56	\$1,195	68	\$1,244	64	\$1,508	40	\$1,358
Northeastern	766	\$1,264	656	\$1,739	678	\$1,943	73	\$2,668	35	\$4,517
Nye	80	\$1,391	60	\$1,633	90	\$1,660	100	\$1,607	45	\$1,798
Pershing	5	\$6,005	0	\$0	0	\$0	46	\$1,684	55	\$2,913
South Lyon	74	\$1,120	84	\$1,192	66	\$1,414	109	\$1,625	128	\$1,557
William Bee Ririe	31	\$2,074	75	\$1,905	83	\$2,699	110	\$2,476	120	\$2,420
Total	1,778	\$1,632	1,672	\$1,725	1,822	\$1,988	1,501	\$2,058	1,664	\$2,418
All Counties	13,731	\$2,256	14,085	\$2,472	15,345	\$2,894	16,882	\$3,198	18,660	\$3,415

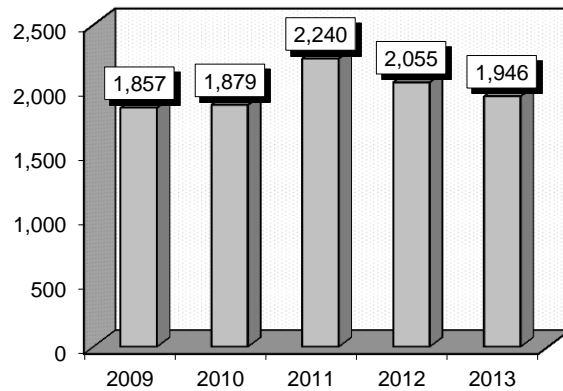
Migraine (00531)

Diagnoses: that frequently accompanied Migraine were: 1) Migraine, unspecified (34690), 2) Unspecified essential hypertension (4019), 3) Nausea with vomiting (78701), 4) Personal history of allergy to other specified medicinal agents (V148), 5) Personal history of allergy to penicillin (V140), 6) Visual discomfort (36813), 7) Diabetes mellitus (25000).

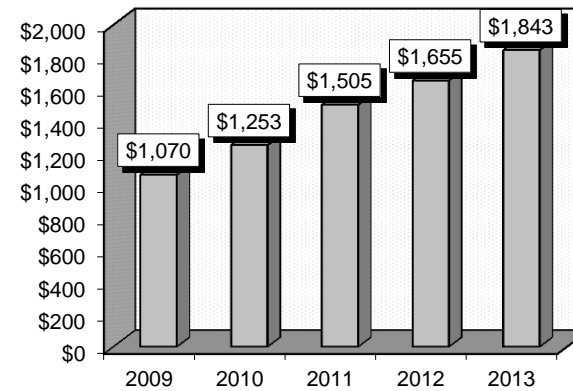
Definitions: **Migraine:** A recurrent throbbing headache that typically affects one side of the head and is often accompanied by nausea and disturbed vision. **Hypertension:** Abnormally high blood pressure. **Diabetes mellitus:** The most common form of diabetes, caused by a deficiency of the pancreatic hormone insulin, which results in a failure to metabolize sugars and starch.

	2009		2010		2011		2012		2013	
	Cases	Avg Bill	Cases	Avg Bill	Cases	Avg Bill	Cases	Avg Bill	Cases	Avg Bill
Gender										
Male	269	\$1,023	302	\$1,265	337	\$1,394	338	\$1,649	374	\$1,803
Female	1,588	\$1,078	1,577	\$1,251	1,903	\$1,524	1,717	\$1,656	1,572	\$1,853
Age Group										
0-17	75	\$922	75	\$1,374	114	\$1,567	105	\$1,798	124	\$1,956
18-35	659	\$1,087	680	\$1,305	783	\$1,536	742	\$1,695	701	\$1,833
36-49	771	\$1,099	736	\$1,235	892	\$1,484	725	\$1,704	722	\$1,880
50-64	314	\$1,001	347	\$1,179	397	\$1,467	428	\$1,471	331	\$1,825
65+	38	\$1,039	41	\$1,127	54	\$1,537	55	\$1,619	68	\$1,441
Total	1,857	\$1,070	1,879	\$1,253	2,240	\$1,505	2,055	\$1,655	1,946	\$1,843

Patient Discharges



Average Billed Charges



County / Hospital	2009		2010		2011		2012		2013	
	Cases	Avg Bill	Cases	Avg Bill	Cases	Avg Bill	Cases	Avg Bill	Cases	Avg Bill
Clark										
Centennial Hills	124	\$1,825	0	\$0	108	\$2,302	117	\$2,494	94	\$2,738
Desert Springs	86	\$1,583	60	\$1,934	72	\$2,026	62	\$1,949	80	\$2,491
Mountain View	32	\$1,261	16	\$1,530	30	\$1,671	28	\$1,777	25	\$1,636
North Vista	84	\$1,060	89	\$1,370	127	\$1,092	117	\$1,021	95	\$1,276
Southern Hills	18	\$1,114	11	\$1,261	11	\$1,368	18	\$2,007	14	\$1,585
Spring Valley	119	\$1,521	0	\$0	94	\$2,101	73	\$2,231	83	\$2,455
St. Rose-Rose de Lima	0	\$0	157	\$1,916	100	\$2,021	133	\$2,258	138	\$2,455
St. Rose-San Martin	0	\$0	64	\$2,037	52	\$2,146	111	\$2,407	78	\$2,471
St. Rose-Siena	0	\$0	95	\$1,963	130	\$1,971	149	\$2,284	119	\$2,427
Summerlin	117	\$1,887	0	\$0	94	\$2,374	95	\$2,374	93	\$3,021
Sunrise	26	\$956	32	\$1,361	35	\$1,382	39	\$1,666	39	\$1,782
UMC	30	\$587	56	\$815	41	\$865	63	\$907	53	\$967
Valley	78	\$1,444	47	\$1,653	66	\$1,801	78	\$1,956	73	\$2,641
Total	714	\$1,497	627	\$1,692	960	\$1,866	1,083	\$2,021	984	\$2,296
Washoe										
Carson Tahoe	130	\$547	218	\$634	155	\$832	121	\$1,135	119	\$1,357
Northern Nevada	68	\$831	80	\$1,111	67	\$1,229	71	\$1,399	89	\$1,795
Renown Regional	181	\$1,124	235	\$1,257	245	\$1,424	171	\$1,415	173	\$1,577
Renown S. Meadows	84	\$1,144	94	\$1,346	95	\$1,539	67	\$1,604	63	\$1,584
Saint Mary's	125	\$1,097	125	\$1,276	160	\$1,404	146	\$1,503	184	\$1,345
Sierra Surgery	0	\$0	0	\$0	0	\$0	0	\$0	0	\$0
Total	588	\$960	752	\$1,075	722	\$1,289	576	\$1,398	628	\$1,499
Rural										
Battle Mountain	12	\$331	28	\$437	47	\$616	54	\$884	37	\$937
Boulder City	22	\$882	19	\$697	23	\$582	34	\$765	22	\$1,700
Carson Valley	50	\$1,209	25	\$1,420	20	\$1,781	21	\$1,720	15	\$1,336
Churchill	75	\$779	47	\$1,000	26	\$1,185	31	\$1,144	31	\$891
Desert View	9	\$731	15	\$640	34	\$789	45	\$1,112	46	\$1,650
Grover C. Dils	12	\$622	9	\$692	8	\$719	12	\$704	11	\$530
Humboldt	0	\$0	1	\$185	4	\$1,267	6	\$1,273	11	\$1,212
Incline Village	0	\$0	0	\$0	0	\$0	0	\$0	22	\$1,578
Mesa View	46	\$682	31	\$840	17	\$975	28	\$1,043	18	\$839
Mount Grant	9	\$139	9	\$241	5	\$264	4	\$296	10	\$352
Northeastern	204	\$482	232	\$1,212	299	\$1,426	49	\$1,467	9	\$1,678
Nye	20	\$598	17	\$684	22	\$763	13	\$961	2	\$1,496
Pershing	0	\$0	0	\$0	0	\$0	22	\$748	13	\$839
South Lyon	48	\$402	33	\$390	16	\$693	28	\$724	37	\$757
William Bee Ririe	48	\$726	34	\$798	37	\$784	49	\$880	50	\$1,227
Total	555	\$637	500	\$970	558	\$1,160	396	\$1,026	334	\$1,157
All Counties	1,857	\$1,070	1,879	\$1,253	2,240	\$1,505	2,055	\$1,655	1,946	\$1,843

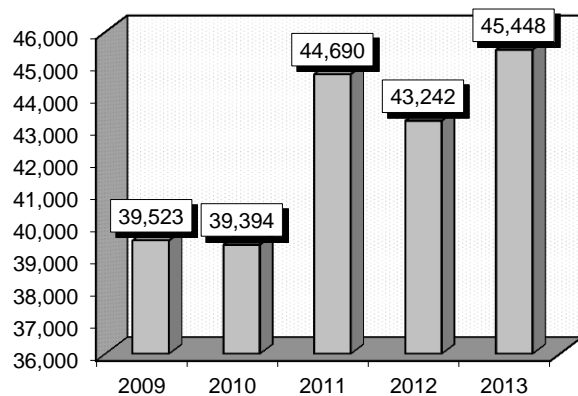
Infections Of Upper Respiratory Tract (00562)

Diagnoses: that frequently accompanied Infections Of Upper Respiratory Tract were: 1) Unspecified otitis media (3829), 2) Acute pharyngitis (462), 3) Tobacco use disorder (3051), 4) Acute bronchitis (4660), 5) Acute tonsillitis (463), 6) Croup (4644), 7) Unspecified sinusitis (chronic) (4739), 8) Streptococcal sore throat (0340), 9) Asthma, unspecified type, unspecified (49390), 10) Acute sinusitis, unspecified (4619), 11) Acute suppurative otitis media without spontaneous rupture of eardrum (38200).

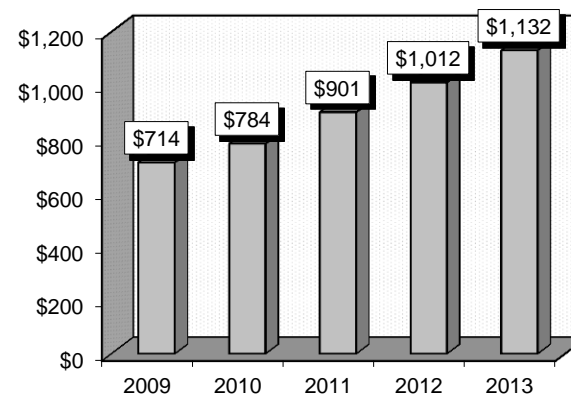
Definitions: **Otitis Media:** Inflammation of the ear, usually distinguished as otitis externa (of the passage of the outer ear), otitis media (of the middle ear), and otitis interna (of the inner ear; labyrinthitis). **Pharyngitis:** Inflammation of the pharynx, causing a sore throat. **Bronchitis:** Inflammation of the mucous membrane in the bronchial tubes. **Tonsillitis:** Inflammation of the tonsils. **Croup:** Inflammation of the larynx and trachea in children, associated with infection and causing breathing difficulties. **Sinusitis:** Inflammation of a nasal sinus. **Streptococcus:** A bacterium of a genus that includes the agents of souring of milk and dental decay, and hemolytic pathogens causing various infections such as scarlet fever and pneumonia. **Suppurative Otitis Media:** Otitis media with the presence of purulent fluid in the middle ear. **Purulent:** consisting of, containing, or discharging pus.

Gender	2009		2010		2011		2012		2013	
	Cases	Avg Bill	Cases	Avg Bill	Cases	Avg Bill	Cases	Avg Bill	Cases	Avg Bill
Male	18,973	\$722	18,573	\$796	21,255	\$910	20,713	\$1,024	21,567	\$1,149
Female	20,550	\$706	20,821	\$773	23,435	\$894	22,529	\$1,001	23,881	\$1,116
Age Group	Cases	Avg Bill	Cases	Avg Bill	Cases	Avg Bill	Cases	Avg Bill	Cases	Avg Bill
0-17	25,102	\$689	25,234	\$769	28,235	\$878	27,737	\$989	28,853	\$1,112
18-35	8,693	\$740	8,517	\$791	9,994	\$935	9,275	\$1,047	9,641	\$1,150
36-49	3,279	\$778	3,175	\$841	3,624	\$956	3,390	\$1,054	3,727	\$1,180
50-64	1,681	\$785	1,651	\$834	1,921	\$928	1,861	\$1,069	2,150	\$1,191
65+	768	\$777	817	\$837	916	\$962	979	\$1,079	1,077	\$1,229
Total	39,523	\$714	39,394	\$784	44,690	\$901	43,242	\$1,012	45,448	\$1,132

Patient Discharges



Average Billed Charges



County / Hospital	2009		2010		2011		2012		2013	
	Cases	Avg Bill	Cases	Avg Bill	Cases	Avg Bill	Cases	Avg Bill	Cases	Avg Bill
Clark										
Centennial Hills	1,724	\$755	3	\$1,075	1,601	\$1,088	1,422	\$1,244	2,008	\$1,355
Desert Springs	876	\$1,142	699	\$1,190	785	\$1,149	788	\$1,257	851	\$1,477
Mountain View	1,641	\$1,163	1,424	\$1,340	1,432	\$1,475	1,499	\$1,629	1,583	\$1,815
North Vista	1,745	\$563	1,544	\$741	1,997	\$767	2,113	\$739	2,100	\$789
Southern Hills	1,264	\$905	948	\$1,113	1,147	\$1,305	1,167	\$1,464	1,082	\$1,656
Spring Valley	1,174	\$1,038	0	\$0	1,071	\$1,378	1,146	\$1,467	1,162	\$1,562
St. Rose-Rose de Lima	0	\$0	1,729	\$793	1,502	\$805	1,431	\$887	1,562	\$992
St. Rose-San Martin	0	\$0	1,087	\$818	904	\$799	1,020	\$954	1,030	\$976
St. Rose-Siena	0	\$0	2,187	\$796	2,112	\$815	2,158	\$882	2,073	\$980
Summerlin	1,352	\$1,033	0	\$0	1,149	\$1,272	1,683	\$1,343	1,274	\$1,455
Sunrise	5,461	\$1,060	5,212	\$1,209	5,958	\$1,372	6,924	\$1,538	8,020	\$1,740
UMC	6,255	\$464	5,884	\$547	6,296	\$591	5,594	\$614	5,794	\$654
Valley	691	\$921	541	\$1,167	795	\$1,270	837	\$1,291	845	\$1,433
Total	22,183	\$824	21,258	\$898	26,749	\$1,020	27,782	\$1,142	29,384	\$1,276
Washoe										
Carson Tahoe	1,216	\$237	1,256	\$292	1,049	\$336	964	\$409	950	\$502
Northern Nevada	1,120	\$368	1,246	\$463	1,203	\$572	1,140	\$631	1,124	\$767
Renown Regional	4,183	\$707	5,702	\$744	5,880	\$805	5,962	\$869	6,713	\$923
Renown S. Meadows	1,039	\$741	1,091	\$768	1,172	\$843	1,072	\$934	1,179	\$905
Saint Mary's	2,916	\$749	2,656	\$742	2,588	\$881	2,341	\$980	1,948	\$1,129
Sierra Surgery	0	\$0	0	\$0	0	\$0	0	\$0	0	\$0
Total	10,474	\$632	11,951	\$669	11,892	\$760	11,479	\$836	11,914	\$907
Rural										
Battle Mountain	132	\$566	242	\$487	242	\$530	204	\$687	260	\$755
Boulder City	179	\$745	209	\$568	148	\$507	190	\$603	135	\$1,224
Carson Valley	822	\$691	600	\$851	240	\$867	254	\$870	428	\$938
Churchill	1,667	\$478	1,408	\$524	1,207	\$541	929	\$612	798	\$632
Desert View	129	\$335	425	\$341	493	\$323	534	\$371	536	\$751
Grover C. Dils	19	\$534	50	\$491	40	\$487	19	\$480	30	\$438
Humboldt	51	\$493	70	\$531	138	\$731	176	\$815	399	\$771
Incline Village	0	\$0	0	\$0	0	\$0	32	\$825	279	\$876
Mesa View	527	\$508	451	\$635	388	\$657	417	\$687	443	\$694
Mount Grant	114	\$192	54	\$194	74	\$205	54	\$238	50	\$291
Northeastern	2,342	\$411	1,903	\$745	2,360	\$811	147	\$1,000	3	\$1,502
Nye	190	\$395	161	\$473	210	\$485	214	\$494	82	\$641
Pershing	4	\$109	0	\$0	0	\$0	151	\$472	156	\$582
South Lyon	164	\$300	191	\$287	75	\$452	230	\$541	171	\$613
William Bee Ririe	526	\$540	421	\$598	434	\$666	430	\$669	380	\$845
Total	6,866	\$483	6,185	\$612	6,049	\$654	3,981	\$617	4,150	\$754
All Counties	39,523	\$714	39,394	\$784	44,690	\$901	43,242	\$1,012	45,448	\$1,132

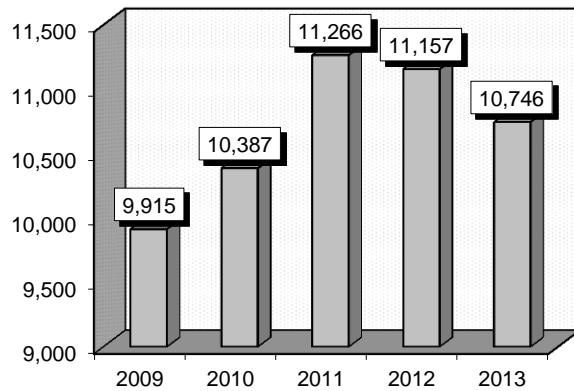
Dental & Oral Diseases & Injuries (00563)

Diagnoses: that frequently accompanied Dental & Oral Diseases & Injuries were: 1) Dental caries, unspecified (52100), 2) Periapical abscess without sinus (5225), 3) Open wound of tooth (broken) (fractured) (due to trauma) (87363), 4) Open wound of lip, without mention of complication (87343), 5) Stomatitis and mucositis, unspecified (52800), 6) Acute apical periodontitis of pulpal origin (5224), 7) Jaw pain (78492), 8) Swelling, mass, or lump in head and neck (7842), 9) Chronic gingivitis, plaque induced (52310).

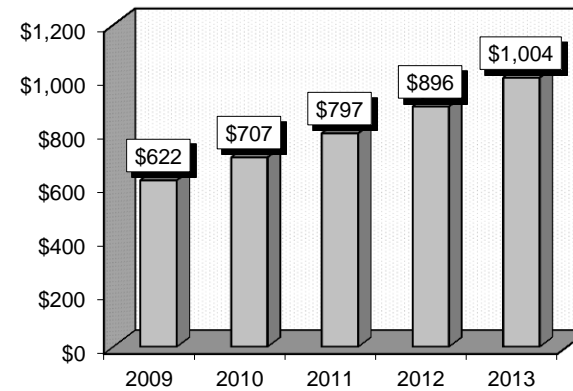
Definitions: **Carie:** Cavity. **Periapical abscess:** An abscess resulting from a chronic, localized infection located at the tip, or apex, of the root of a tooth. **Stomatitis:** Inflammation of the mucous membrane of the mouth. **Mucositis:** Inflammation and ulceration of the mucous membranes. **Apical Periodontitis:** Inflammation of the periodontal ligament surrounding the root apex of a tooth. **Gingivitis:** Gum (periodontal) disease that causes irritation, redness and swelling.

Gender	2009		2010		2011		2012		2013	
	Cases	Avg Bill	Cases	Avg Bill	Cases	Avg Bill	Cases	Avg Bill	Cases	Avg Bill
Male	5,094	\$642	5,347	\$708	5,736	\$805	5,705	\$911	5,544	\$1,013
Female	4,821	\$600	5,040	\$706	5,530	\$788	5,452	\$881	5,202	\$994
Age Group	Cases	Avg Bill	Cases	Avg Bill	Cases	Avg Bill	Cases	Avg Bill	Cases	Avg Bill
0-17	1,906	\$735	2,024	\$818	2,182	\$877	2,209	\$982	2,111	\$1,118
18-35	4,680	\$588	4,973	\$678	5,364	\$784	5,211	\$880	4,994	\$976
36-49	2,121	\$601	2,169	\$686	2,276	\$754	2,264	\$856	2,197	\$978
50-64	965	\$596	1,007	\$669	1,169	\$771	1,167	\$856	1,157	\$948
65+	243	\$657	214	\$733	275	\$869	306	\$1,007	287	\$1,063
Total	9,915	\$622	10,387	\$707	11,266	\$797	11,157	\$896	10,746	\$1,004

Patient Discharges



Average Billed Charges



County / Hospital	2009		2010		2011		2012		2013	
	Cases	Avg Bill	Cases	Avg Bill	Cases	Avg Bill	Cases	Avg Bill	Cases	Avg Bill
Clark										
Centennial Hills	353	\$685	0	\$0	198	\$977	268	\$1,155	274	\$1,123
Desert Springs	342	\$828	294	\$932	306	\$974	344	\$1,024	409	\$1,187
Mountain View	408	\$1,438	464	\$1,466	447	\$1,672	497	\$1,726	500	\$1,913
North Vista	428	\$669	392	\$852	520	\$815	611	\$700	593	\$751
Southern Hills	254	\$1,015	245	\$1,200	257	\$1,361	299	\$1,525	280	\$1,755
Spring Valley	359	\$833	0	\$0	290	\$1,167	320	\$1,237	392	\$1,228
St. Rose-Rose de Lima	0	\$0	492	\$782	470	\$841	523	\$963	583	\$990
St. Rose-San Martin	0	\$0	189	\$822	184	\$804	219	\$971	202	\$951
St. Rose-Siena	0	\$0	391	\$787	415	\$828	495	\$887	439	\$963
Summerlin	250	\$867	0	\$0	223	\$1,041	280	\$1,125	249	\$1,154
Sunrise	799	\$1,112	798	\$1,329	874	\$1,480	875	\$1,652	1,024	\$1,803
UMC	1,654	\$455	1,889	\$535	1,782	\$562	1,601	\$597	1,468	\$624
Valley	250	\$731	218	\$819	280	\$898	291	\$1,075	313	\$1,152
Total	5,097	\$784	5,372	\$871	6,246	\$963	6,623	\$1,054	6,726	\$1,155
Washoe										
Carson Tahoe	636	\$212	610	\$254	526	\$255	303	\$285	208	\$432
Northern Nevada	438	\$322	411	\$419	410	\$513	445	\$554	399	\$709
Renown Regional	1,301	\$590	1,344	\$657	1,399	\$666	1,360	\$730	1,352	\$758
Renown S. Meadows	297	\$591	319	\$550	333	\$725	333	\$815	311	\$779
Saint Mary's	910	\$477	1,075	\$569	1,087	\$671	1,073	\$786	815	\$908
Sierra Surgery	0	\$0	0	\$0	0	\$0	0	\$0	0	\$0
Total	3,582	\$461	3,759	\$531	3,755	\$598	3,514	\$694	3,085	\$771
Rural										
Battle Mountain	27	\$326	56	\$365	72	\$473	41	\$601	49	\$769
Boulder City	38	\$765	29	\$433	38	\$416	40	\$472	21	\$1,244
Carson Valley	191	\$566	151	\$727	125	\$728	126	\$657	121	\$676
Churchill	334	\$372	278	\$390	182	\$363	181	\$515	149	\$502
Desert View	24	\$299	121	\$283	134	\$246	122	\$397	119	\$716
Grover C. Dils	3	\$491	10	\$562	5	\$462	9	\$595	8	\$471
Humboldt	23	\$366	27	\$398	95	\$638	107	\$707	114	\$714
Incline Village	0	\$0	0	\$0	0	\$0	4	\$507	36	\$746
Mesa View	70	\$359	77	\$489	79	\$502	83	\$610	103	\$610
Mount Grant	20	\$165	14	\$204	9	\$180	14	\$177	18	\$391
Northeastern	315	\$369	326	\$765	321	\$806	23	\$1,091	4	\$1,774
Nye	38	\$503	49	\$499	78	\$472	58	\$489	14	\$818
Pershing	0	\$0	0	\$0	0	\$0	39	\$406	24	\$494
South Lyon	29	\$303	35	\$284	24	\$411	54	\$545	44	\$604
William Bee Ririe	124	\$446	83	\$510	103	\$606	119	\$617	111	\$828
Total	1,236	\$417	1,256	\$532	1,265	\$563	1,020	\$565	935	\$681
All Counties	9,915	\$622	10,387	\$707	11,266	\$797	11,157	\$896	10,746	\$1,004

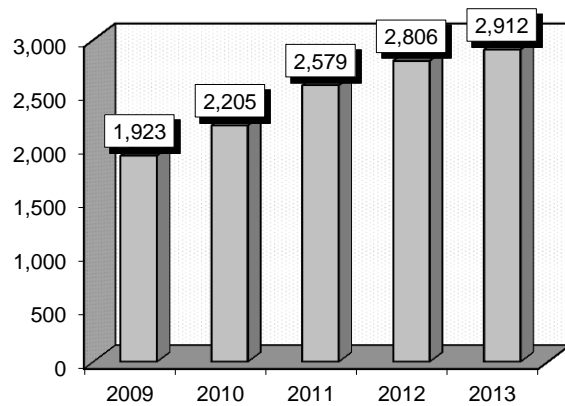
Asthma (00575)

Diagnoses: that frequently accompanied Asthma were: 1) Tobacco use disorder (3051), 2) Bronchitis, not specified as acute or chronic (490), 3) Acute pharyngitis (462), 4) Unspecified otitis media (3829), 5) Pneumonia, organism unspecified (486), 6) Acute bronchitis (4660), 7) Unspecified sinusitis (chronic) (4739), 8) Acute bronchiolitis due to other infectious organisms (46619).

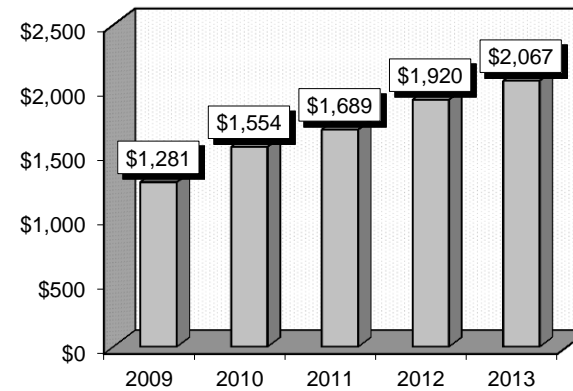
Definitions: **Bronchitis:** Inflammation of the mucous membrane in the bronchial tubes. **Pharyngitis:** Inflammation of the pharynx, causing a sore throat. **Otitis Media:** Inflammation of the ear, usually distinguished as otitis externa (of the passage of the outer ear), otitis media (of the middle ear), and otitis interna (of the inner ear; labyrinthitis). **Pneumonia:** A severe lung inflammation caused by bacterial or viral infection. **Sinusitis:** Inflammation of a nasal sinus. **Bronchiolitis:** Inflammation of the bronchioles. **Bronchioles:** The small branches into which the bronchial tubes divide.

Gender	2009		2010		2011		2012		2013	
	Cases	Avg Bill	Cases	Avg Bill	Cases	Avg Bill	Cases	Avg Bill	Cases	Avg Bill
Male	1,015	\$1,343	1,167	\$1,591	1,336	\$1,712	1,494	\$1,932	1,602	\$2,121
Female	908	\$1,210	1,038	\$1,511	1,243	\$1,664	1,312	\$1,906	1,310	\$2,001
Age Group	Cases	Avg Bill	Cases	Avg Bill	Cases	Avg Bill	Cases	Avg Bill	Cases	Avg Bill
0-17	1,074	\$1,337	1,308	\$1,603	1,392	\$1,724	1,560	\$2,024	1,733	\$2,194
18-35	491	\$1,236	495	\$1,466	675	\$1,645	647	\$1,712	638	\$1,832
36-49	213	\$1,243	272	\$1,484	344	\$1,652	404	\$1,837	362	\$1,924
50-64	117	\$1,101	109	\$1,553	133	\$1,613	150	\$2,003	143	\$1,894
65+	28	\$930	21	\$1,454	35	\$1,784	45	\$1,771	36	\$2,279
Total	1,923	\$1,281	2,205	\$1,554	2,579	\$1,689	2,806	\$1,920	2,912	\$2,067

Patient Discharges



Average Billed Charges



County / Hospital	2009		2010		2011		2012		2013	
	Cases	Avg Bill	Cases	Avg Bill	Cases	Avg Bill	Cases	Avg Bill	Cases	Avg Bill
Clark										
Centennial Hills	71	\$1,393	0	\$0	99	\$1,577	87	\$2,019	89	\$2,105
Desert Springs	40	\$1,588	27	\$1,286	56	\$1,452	72	\$1,494	65	\$1,934
Mountain View	52	\$1,267	49	\$1,582	57	\$1,721	68	\$1,985	49	\$2,024
North Vista	127	\$1,145	100	\$1,407	128	\$1,286	203	\$1,330	231	\$1,474
Southern Hills	9	\$1,344	8	\$1,558	10	\$1,876	23	\$1,729	25	\$2,810
Spring Valley	135	\$1,516	0	\$0	152	\$2,058	153	\$2,088	137	\$2,108
St. Rose-Rose de Lima	0	\$0	130	\$1,967	142	\$1,866	139	\$2,267	141	\$2,345
St. Rose-San Martin	0	\$0	58	\$2,050	55	\$2,027	56	\$2,293	58	\$2,438
St. Rose-Siena	0	\$0	269	\$2,098	206	\$2,122	275	\$2,305	272	\$2,523
Summerlin	149	\$1,711	0	\$0	150	\$2,181	270	\$2,404	237	\$3,092
Sunrise	502	\$1,703	568	\$1,931	550	\$2,180	616	\$2,466	626	\$2,710
UMC	195	\$868	363	\$1,243	290	\$1,143	355	\$1,420	536	\$1,496
Valley	67	\$2,065	57	\$2,490	116	\$2,540	71	\$2,089	43	\$1,666
Total	1,347	\$1,491	1,629	\$1,777	2,011	\$1,888	2,388	\$2,071	2,509	\$2,221
Washoe										
Carson Tahoe	49	\$509	57	\$762	48	\$725	29	\$727	28	\$781
Northern Nevada	71	\$699	79	\$833	64	\$1,082	72	\$990	27	\$1,227
Renown Regional	103	\$972	123	\$1,058	104	\$1,013	111	\$1,205	122	\$1,143
Renown S. Meadows	21	\$1,119	24	\$1,217	25	\$1,319	21	\$1,463	31	\$969
Saint Mary's	40	\$804	44	\$1,181	27	\$1,132	34	\$1,239	50	\$1,274
Sierra Surgery	0	\$0	0	\$0	0	\$0	0	\$0	0	\$0
Total	284	\$811	327	\$980	268	\$1,019	267	\$1,120	258	\$1,117
Rural										
Battle Mountain	2	\$516	12	\$472	5	\$697	12	\$1,046	9	\$770
Boulder City	8	\$882	8	\$1,373	2	\$425	13	\$876	9	\$1,688
Carson Valley	29	\$1,021	12	\$1,044	17	\$956	4	\$1,286	7	\$753
Churchill	78	\$951	35	\$869	19	\$905	27	\$849	19	\$694
Desert View	20	\$851	57	\$778	66	\$770	53	\$936	28	\$1,405
Grover C. Dils	1	\$574	1	\$524	1	\$1,335	2	\$626	2	\$501
Humboldt	5	\$520	1	\$812	3	\$879	1	\$1,455	26	\$1,078
Incline Village	1	\$2,423	0	\$0	0	\$0	1	\$1,090	21	\$1,501
Mesa View	12	\$643	8	\$593	5	\$828	1	\$761	5	\$1,082
Mount Grant	5	\$504	0	\$0	2	\$301	2	\$263	1	\$145
Northeastern	68	\$577	77	\$994	147	\$1,097	16	\$1,440	0	\$0
Nye	9	\$532	3	\$790	3	\$804	1	\$595	1	\$661
Pershing	0	\$0	0	\$0	0	\$0	1	\$969	0	\$0
South Lyon	14	\$465	11	\$440	7	\$438	11	\$609	10	\$681
William Bee Ririe	40	\$728	24	\$699	23	\$902	6	\$683	7	\$800
Total	292	\$769	249	\$846	300	\$949	151	\$941	145	\$1,097
All Counties	1,923	\$1,281	2,205	\$1,554	2,579	\$1,689	2,806	\$1,920	2,912	\$2,067

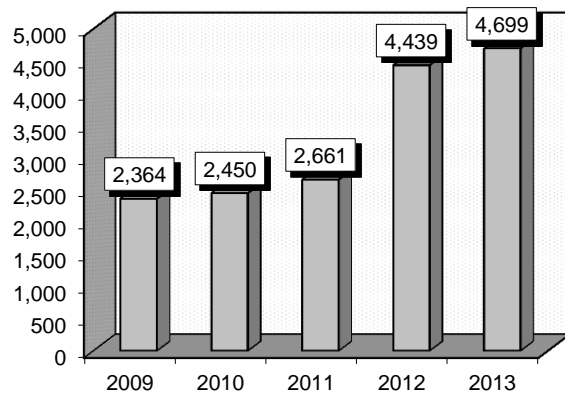
Chest Pain (00604)

Diagnoses: that frequently accompanied Chest Pain were: 1) Tobacco use disorder (3051), 2) Tietze's disease (7336), 3) Anxiety state, unspecified (30000), 4) Shortness of breath (78605), 5) Esophageal reflux (53081), 6) Other and unspecified hyperlipidemia (2724), 7) Precordial pain (78651).

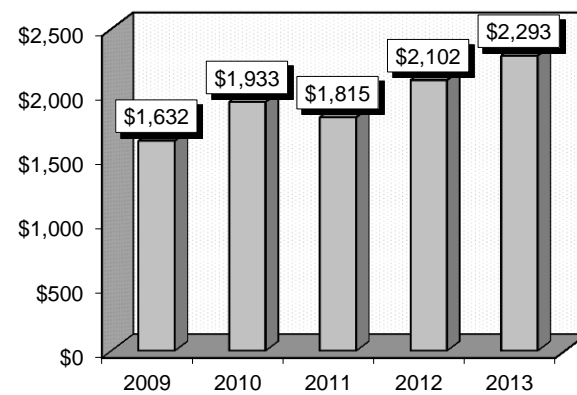
Definitions: **Tietze's disease:** A benign inflammation of one or more of the costal cartilages. **Costal Cartilages:** The cartilages that connect the sternum and the ends of the ribs; its elasticity allows the chest to move in respiration. **Esophageal Reflux:** Reflux of stomach contents into the esophagus. Also known as acid reflux. **Hyperlipidemia:** An abnormally high concentration of fats or lipids in the blood. **Precordial Pain:** Pain in the chest wall over the heart.

Gender	2009		2010		2011		2012		2013	
	Cases	Avg Bill	Cases	Avg Bill	Cases	Avg Bill	Cases	Avg Bill	Cases	Avg Bill
Male	1,252	\$1,634	1,346	\$1,974	1,367	\$1,876	2,304	\$2,167	2,415	\$2,356
Female	1,112	\$1,630	1,104	\$1,883	1,294	\$1,749	2,135	\$2,033	2,284	\$2,227
Age Group	Cases	Avg Bill	Cases	Avg Bill	Cases	Avg Bill	Cases	Avg Bill	Cases	Avg Bill
0-17	441	\$1,460	495	\$1,553	581	\$1,773	944	\$1,963	972	\$2,260
18-35	903	\$1,616	960	\$1,978	1,109	\$1,886	1,978	\$2,126	2,187	\$2,333
36-49	532	\$1,694	479	\$2,104	460	\$1,791	731	\$2,108	718	\$2,288
50-64	352	\$1,747	357	\$1,975	381	\$1,801	534	\$2,126	578	\$2,149
65+	136	\$1,760	159	\$2,233	130	\$1,512	252	\$2,369	244	\$2,416
Total	2,364	\$1,632	2,450	\$1,933	2,661	\$1,815	4,439	\$2,102	4,699	\$2,293

Patient Discharges



Average Billed Charges



County / Hospital	2009		2010		2011		2012		2013	
	Cases	Avg Bill	Cases	Avg Bill	Cases	Avg Bill	Cases	Avg Bill	Cases	Avg Bill
Clark										
Centennial Hills	105	\$1,528	0	\$0	89	\$2,056	185	\$2,488	252	\$2,522
Desert Springs	390	\$3,221	295	\$3,817	107	\$2,073	179	\$2,084	185	\$2,544
Mountain View	92	\$1,957	96	\$2,724	90	\$2,453	146	\$2,675	195	\$3,073
North Vista	130	\$754	131	\$967	123	\$1,060	254	\$1,123	327	\$1,401
Southern Hills	48	\$1,409	36	\$1,872	54	\$2,125	89	\$2,508	114	\$2,582
Spring Valley	123	\$1,439	0	\$0	89	\$2,378	174	\$2,529	201	\$2,910
St. Rose-Rose de Lima	0	\$0	136	\$2,160	115	\$2,464	192	\$2,533	236	\$3,033
St. Rose-San Martin	0	\$0	77	\$2,063	90	\$2,230	122	\$2,442	155	\$2,797
St. Rose-Siena	0	\$0	187	\$2,257	221	\$2,252	386	\$2,658	352	\$3,026
Summerlin	84	\$1,508	0	\$0	62	\$2,355	255	\$3,547	251	\$3,213
Sunrise	155	\$1,860	217	\$2,632	173	\$2,702	371	\$2,773	365	\$3,339
UMC	257	\$1,296	411	\$1,204	433	\$1,311	523	\$1,494	616	\$1,527
Valley	84	\$1,290	87	\$1,700	131	\$2,005	203	\$2,205	242	\$2,335
Total	1,468	\$1,904	1,673	\$2,194	1,777	\$1,974	3,079	\$2,320	3,491	\$2,517
Washoe										
Carson Tahoe	73	\$630	88	\$928	76	\$1,091	109	\$1,141	91	\$1,477
Northern Nevada	65	\$1,078	46	\$1,304	59	\$1,159	120	\$1,444	128	\$1,689
Renown Regional	153	\$1,663	135	\$1,839	197	\$1,848	369	\$1,880	337	\$1,838
Renown S. Meadows	35	\$1,476	50	\$1,700	35	\$1,901	63	\$1,916	107	\$1,841
Saint Mary's	321	\$1,185	217	\$1,543	274	\$1,757	411	\$1,825	280	\$1,703
Sierra Surgery	0	\$0	0	\$0	0	\$0	0	\$0	0	\$0
Total	647	\$1,240	536	\$1,511	641	\$1,659	1,072	\$1,737	943	\$1,744
Rural										
Battle Mountain	4	\$797	3	\$518	4	\$1,057	8	\$1,069	4	\$1,068
Boulder City	11	\$1,027	10	\$1,308	12	\$763	10	\$1,174	14	\$1,650
Carson Valley	28	\$1,696	23	\$1,770	33	\$1,830	45	\$1,567	37	\$1,764
Churchill	61	\$933	54	\$1,083	29	\$1,244	26	\$1,113	33	\$1,062
Desert View	23	\$584	28	\$498	52	\$470	58	\$791	59	\$1,247
Grover C. Dils	0	\$0	1	\$681	0	\$0	4	\$1,094	2	\$876
Humboldt	11	\$1,000	6	\$1,036	15	\$1,160	36	\$1,258	17	\$1,352
Incline Village	0	\$0	0	\$0	0	\$0	2	\$756	18	\$1,172
Mesa View	5	\$1,107	7	\$1,295	13	\$1,189	22	\$1,462	27	\$1,302
Mount Grant	8	\$545	7	\$521	8	\$549	10	\$540	7	\$538
Northeastern	69	\$1,031	55	\$1,254	47	\$1,261	12	\$1,720	2	\$3,014
Nye	7	\$643	16	\$961	4	\$963	17	\$968	4	\$1,087
Pershing	1	\$11,686	0	\$0	0	\$0	4	\$531	5	\$729
South Lyon	2	\$589	12	\$474	4	\$869	7	\$967	11	\$810
William Bee Ririe	19	\$966	19	\$971	22	\$859	27	\$903	25	\$1,320
Total	249	\$1,045	241	\$1,062	243	\$1,058	288	\$1,128	265	\$1,290
All Counties	2,364	\$1,632	2,450	\$1,933	2,661	\$1,815	4,439	\$2,102	4,699	\$2,293

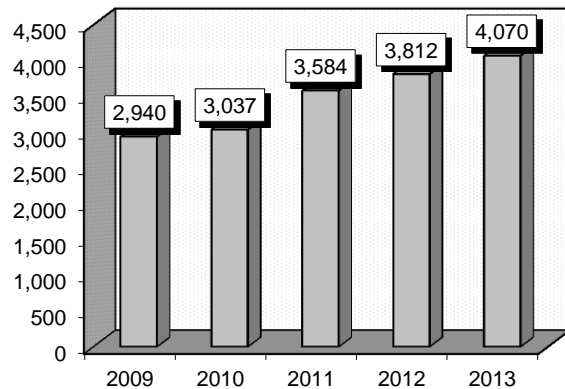
Abdominal Pain (00628)

Diagnoses: that frequently accompanied Abdominal Pain were: 1) Constipation, unspecified (56400), 2) Abdominal pain, epigastric (78906), 3) Diarrhea (78791), 4) Nausea with vomiting (78701), 5) Abdominal pain, periumbilic (78905), 6) Colic (7897), 7) Esophageal reflux (53081).

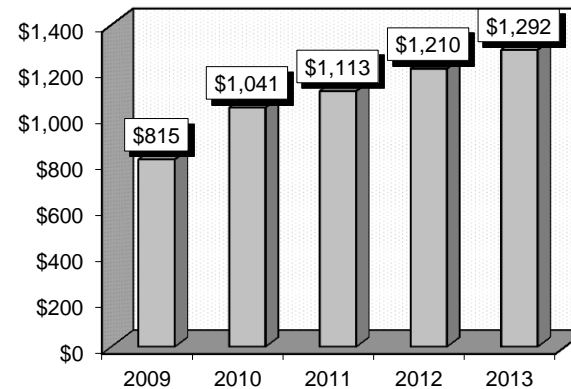
Definitions: **Epigastric:** Of or relating to the anterior (near the front) walls of the abdomen. **Periumbilic:** Around the umbilicus. **Umbilicus:** The navel (belly button). **Colic:** Severe, often fluctuating pain in the abdomen caused by intestinal gas or obstruction in the intestines. **Esophageal Reflux:** Reflux of stomach contents into the esophagus. Also known as acid reflux.

Gender	2009		2010		2011		2012		2013	
	Cases	Avg Bill	Cases	Avg Bill	Cases	Avg Bill	Cases	Avg Bill	Cases	Avg Bill
Male	1,271	\$805	1,334	\$1,032	1,596	\$1,123	1,774	\$1,200	1,965	\$1,310
Female	1,669	\$824	1,703	\$1,049	1,988	\$1,105	2,038	\$1,219	2,105	\$1,274
Age Group	Cases	Avg Bill	Cases	Avg Bill	Cases	Avg Bill	Cases	Avg Bill	Cases	Avg Bill
0-17	979	\$829	1,228	\$1,002	1,592	\$1,146	1,785	\$1,260	2,054	\$1,340
18-35	1,018	\$819	935	\$1,049	1,023	\$1,099	1,047	\$1,179	962	\$1,233
36-49	452	\$785	427	\$1,080	449	\$1,093	467	\$1,156	517	\$1,236
50-64	324	\$811	274	\$1,024	335	\$1,073	320	\$1,129	346	\$1,249
65+	167	\$804	173	\$1,212	185	\$1,018	193	\$1,189	191	\$1,292
Total	2,940	\$815	3,037	\$1,041	3,584	\$1,113	3,812	\$1,210	4,070	\$1,292

Patient Discharges



Average Billed Charges



County / Hospital	2009		2010		2011		2012		2013	
	Cases	Avg Bill	Cases	Avg Bill	Cases	Avg Bill	Cases	Avg Bill	Cases	Avg Bill
Clark										
Centennial Hills	133	\$751	0	\$0	117	\$1,196	97	\$1,362	156	\$1,323
Desert Springs	284	\$1,289	153	\$1,774	125	\$1,155	119	\$1,147	116	\$1,203
Mountain View	50	\$1,066	58	\$1,752	51	\$1,668	55	\$1,613	67	\$1,845
North Vista	182	\$666	239	\$882	192	\$869	166	\$849	204	\$864
Southern Hills	49	\$922	43	\$1,250	15	\$1,532	15	\$1,333	43	\$1,714
Spring Valley	150	\$667	0	\$0	117	\$1,410	124	\$1,299	139	\$1,445
St. Rose-Rose de Lima	0	\$0	116	\$1,295	146	\$1,327	136	\$1,479	133	\$1,635
St. Rose-San Martin	0	\$0	108	\$1,360	74	\$1,350	106	\$1,492	130	\$1,742
St. Rose-Siena	0	\$0	184	\$1,377	250	\$1,484	276	\$1,546	323	\$1,721
Summerlin	117	\$724	0	\$0	128	\$1,448	221	\$1,740	269	\$1,753
Sunrise	149	\$1,280	214	\$1,518	215	\$1,705	327	\$1,872	273	\$2,024
UMC	276	\$705	527	\$875	465	\$947	565	\$958	710	\$966
Valley	125	\$628	96	\$961	136	\$1,077	136	\$1,145	142	\$1,206
Total	1,515	\$881	1,738	\$1,189	2,031	\$1,245	2,343	\$1,348	2,705	\$1,405
Washoe										
Carson Tahoe	58	\$547	72	\$504	61	\$595	79	\$562	80	\$777
Northern Nevada	176	\$544	115	\$703	117	\$823	163	\$889	180	\$1,090
Renown Regional	360	\$1,052	387	\$1,002	484	\$999	509	\$1,054	489	\$1,217
Renown S. Meadows	84	\$1,004	84	\$1,154	89	\$1,042	111	\$1,268	106	\$1,253
Saint Mary's	375	\$652	185	\$974	265	\$1,027	222	\$1,134	208	\$1,071
Sierra Surgery	0	\$0	0	\$0	0	\$0	0	\$0	0	\$0
Total	1,053	\$793	843	\$928	1,016	\$966	1,084	\$1,032	1,063	\$1,137
Rural										
Battle Mountain	5	\$465	11	\$447	15	\$549	9	\$418	5	\$870
Boulder City	12	\$883	16	\$925	25	\$684	24	\$787	11	\$1,675
Carson Valley	82	\$941	109	\$1,025	159	\$1,202	122	\$1,147	75	\$780
Churchill	75	\$468	76	\$638	61	\$697	35	\$651	44	\$742
Desert View	11	\$268	63	\$206	59	\$271	42	\$527	52	\$795
Grover C. Dils	2	\$591	3	\$719	1	\$250	4	\$558	4	\$638
Humboldt	10	\$619	24	\$602	33	\$856	51	\$859	32	\$842
Incline Village	0	\$0	0	\$0	0	\$0	1	\$489	10	\$844
Mesa View	10	\$593	9	\$528	12	\$601	9	\$715	23	\$882
Mount Grant	8	\$366	5	\$243	3	\$298	12	\$293	7	\$290
Northeastern	114	\$545	91	\$819	137	\$1,072	23	\$1,432	1	\$1,438
Nye	3	\$408	2	\$186	6	\$550	12	\$739	2	\$403
Pershing	0	\$0	0	\$0	0	\$0	5	\$652	6	\$1,164
South Lyon	13	\$313	17	\$295	7	\$462	8	\$558	12	\$524
William Bee Ririe	27	\$611	30	\$620	19	\$755	28	\$801	18	\$857
Total	372	\$613	456	\$689	537	\$893	385	\$873	302	\$816
All Counties	2,940	\$815	3,037	\$1,041	3,584	\$1,113	3,812	\$1,210	4,070	\$1,292

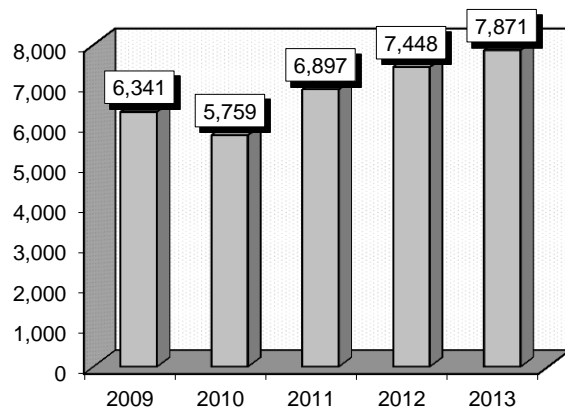
Fractures & Dislocations Except Femur, Pelvis & Back (00652)

Diagnoses: that frequently accompanied Fractures & Dislocations Except Femur, Pelvis & Back were: 1) Closed fracture of one or more phalanges of foot (8260), 2) Closed fracture of metatarsal bone(s) (82525), 3) Closed dislocation of acromioclavicular (joint) (83104), 4) Closed fracture of shaft of clavicle (81002), 5) Closed fracture of lower end of radius with ulna (81344), 6) Other tear of cartilage or meniscus of knee, current (8362), 7) Closed supracondylar fracture of humerus (81241).

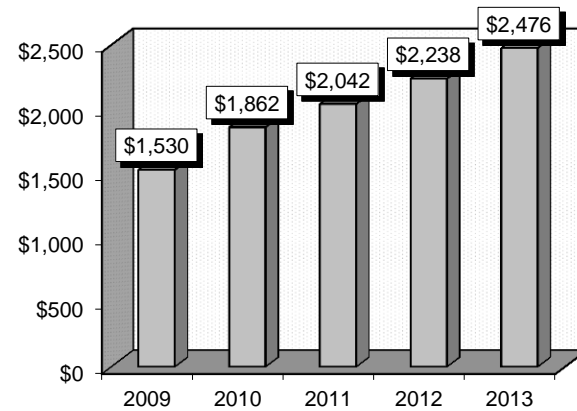
Definitions: **Phalanges:** The bones of the fingers or toes. **Metatarsal:** Any of the bones of the foot. **Acromioclavicular:** A joint at the top of the shoulder. It is the junction between the acromion and the clavicle. **Acromion:** The outer end of the scapula to which the collarbone is attached. **Meniscus:** The meniscus is a rubbery, C-shaped disc that cushions your knee. **Supracondylar:** The part of a bone situated above a condyle. **Condyle:** A rounded protuberance at the end of some bones, forming an articulation with another bone.

	2009		2010		2011		2012		2013	
	Cases	Avg Bill	Cases	Avg Bill	Cases	Avg Bill	Cases	Avg Bill	Cases	Avg Bill
Gender										
Male	3,624	\$1,541	3,170	\$1,884	3,726	\$2,033	3,934	\$2,234	4,115	\$2,448
Female	2,717	\$1,516	2,589	\$1,835	3,171	\$2,053	3,514	\$2,242	3,756	\$2,506
Age Group										
0-17	2,244	\$1,448	1,911	\$1,854	2,296	\$1,990	2,519	\$2,158	2,649	\$2,405
18-35	1,593	\$1,574	1,479	\$1,806	1,770	\$1,959	1,877	\$2,223	1,950	\$2,415
36-49	1,017	\$1,560	900	\$1,780	1,043	\$2,021	1,083	\$2,233	1,154	\$2,429
50-64	932	\$1,524	867	\$1,925	1,010	\$2,104	1,129	\$2,255	1,126	\$2,536
65+	555	\$1,694	602	\$2,057	778	\$2,335	840	\$2,489	992	\$2,773
Total	6,341	\$1,530	5,759	\$1,862	6,897	\$2,042	7,448	\$2,238	7,871	\$2,476

Patient Discharges



Average Billed Charges



County / Hospital	2009		2010		2011		2012		2013	
	Cases	Avg Bill	Cases	Avg Bill	Cases	Avg Bill	Cases	Avg Bill	Cases	Avg Bill
Clark										
Centennial Hills	100	\$1,403	0	\$0	262	\$1,882	377	\$2,160	451	\$2,563
Desert Springs	116	\$1,964	316	\$1,672	301	\$1,867	317	\$1,997	296	\$2,423
Mountain View	490	\$2,008	485	\$2,316	659	\$2,762	694	\$3,078	661	\$3,351
North Vista	509	\$2,440	471	\$2,081	542	\$2,163	645	\$2,241	623	\$2,192
Southern Hills	359	\$1,678	365	\$2,178	356	\$2,317	422	\$2,675	394	\$3,323
Spring Valley	289	\$1,509	0	\$0	466	\$2,061	524	\$2,287	385	\$2,740
St. Rose-Rose de Lima	0	\$0	125	\$2,295	120	\$2,598	128	\$2,762	202	\$2,905
St. Rose-San Martin	0	\$0	109	\$2,223	22	\$2,604	47	\$3,413	107	\$2,658
St. Rose-Siena	0	\$0	200	\$2,484	203	\$2,489	199	\$2,709	272	\$2,956
Summerlin	185	\$2,044	0	\$0	300	\$2,191	379	\$2,376	389	\$2,654
Sunrise	1,083	\$2,174	1,191	\$2,386	1,229	\$2,581	1,396	\$2,788	1,501	\$3,138
UMC	1,030	\$683	542	\$1,138	587	\$1,104	454	\$1,148	532	\$1,377
Valley	132	\$1,346	118	\$1,648	147	\$1,778	155	\$1,895	187	\$2,381
Total	4,293	\$1,688	3,922	\$2,067	5,194	\$2,204	5,737	\$2,443	6,000	\$2,736
Washoe										
Carson Tahoe	76	\$2,745	124	\$2,148	125	\$2,139	141	\$1,489	124	\$1,737
Northern Nevada	462	\$784	213	\$905	118	\$1,192	102	\$1,298	151	\$1,366
Renown Regional	264	\$1,876	286	\$2,580	359	\$2,307	339	\$2,175	369	\$2,182
Renown S. Meadows	122	\$1,441	105	\$1,604	129	\$1,691	134	\$1,710	157	\$1,730
Saint Mary's	341	\$1,168	299	\$1,396	250	\$1,591	335	\$1,671	390	\$1,708
Sierra Surgery	0	\$0	0	\$0	0	\$0	0	\$0	0	\$0
Total	1,265	\$1,297	1,027	\$1,736	981	\$1,888	1,051	\$1,778	1,191	\$1,818
Rural										
Battle Mountain	23	\$680	82	\$718	47	\$826	48	\$1,007	48	\$1,063
Boulder City	105	\$1,375	68	\$1,322	66	\$982	48	\$1,139	18	\$1,326
Carson Valley	118	\$1,356	69	\$1,570	70	\$1,564	72	\$1,449	69	\$1,469
Churchill	117	\$1,002	134	\$1,061	100	\$1,148	70	\$1,133	79	\$1,296
Desert View	40	\$665	112	\$732	106	\$712	114	\$945	103	\$1,355
Grover C. Dils	8	\$953	12	\$873	14	\$801	8	\$946	12	\$749
Humboldt	0	\$0	4	\$863	8	\$1,126	10	\$1,249	26	\$1,524
Incline Village	0	\$0	0	\$0	0	\$0	17	\$1,231	90	\$1,262
Mesa View	56	\$1,362	28	\$1,613	14	\$1,844	18	\$2,728	28	\$2,190
Mount Grant	61	\$579	34	\$957	30	\$658	31	\$714	19	\$1,007
Northeastern	58	\$846	65	\$1,076	71	\$1,116	13	\$2,312	4	\$2,784
Nye	47	\$987	27	\$794	42	\$943	34	\$884	15	\$1,223
Pershing	0	\$0	0	\$0	0	\$0	4	\$685	3	\$1,527
South Lyon	59	\$664	61	\$723	44	\$851	54	\$963	82	\$1,059
William Bee Ririe	91	\$1,084	114	\$1,113	110	\$1,466	119	\$1,334	84	\$1,546
Total	783	\$1,043	810	\$1,031	722	\$1,090	660	\$1,182	680	\$1,341
All Counties	6,341	\$1,530	5,759	\$1,862	6,897	\$2,042	7,448	\$2,238	7,871	\$2,476

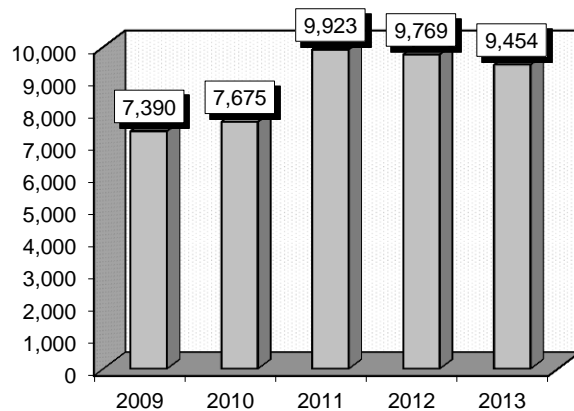
Back & Neck Disorders Except Lumbar Disc Disease (00656)

Diagnoses: that frequently accompanied Back & Neck Disorders Except Lumbar Disc Disease were: 1) Cervicalgia (7231), 2) Sprain of thoracic (8471), 3) Sprain of lumbosacral (joint) (ligament) (8460), 4) Sprain of lumbar (8472), 5) Lumbago (7242), 6) Torticollis, unspecified (7235).

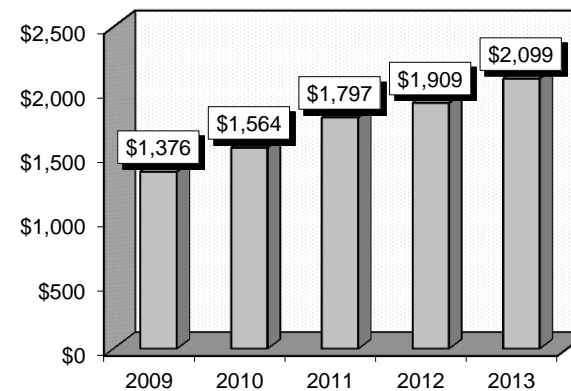
Definitions: **Cervicalgia:** Neck pain. **Thoracic:** Pertaining to the thorax (chest). **Lumbosacral:** Of or relating to or near the small of the back and the back part of the pelvis between the hips. **Lumbago:** A painful condition of the lower back, as one resulting from muscle strain or a slipped disk. **Torticollis:** A condition in which the head becomes persistently turned to one side, often associated with painful muscle spasms.

Gender	2009		2010		2011		2012		2013	
	Cases	Avg Bill	Cases	Avg Bill	Cases	Avg Bill	Cases	Avg Bill	Cases	Avg Bill
Male	3,201	\$1,376	3,430	\$1,560	4,400	\$1,814	4,337	\$1,870	4,221	\$2,093
Female	4,189	\$1,375	4,245	\$1,567	5,523	\$1,783	5,432	\$1,940	5,233	\$2,104
Age Group	Cases	Avg Bill	Cases	Avg Bill	Cases	Avg Bill	Cases	Avg Bill	Cases	Avg Bill
0-17	606	\$1,132	655	\$1,331	830	\$1,442	887	\$1,586	809	\$1,727
18-35	2,908	\$1,398	2,967	\$1,574	3,971	\$1,800	3,776	\$1,896	3,686	\$2,088
36-49	2,052	\$1,380	2,114	\$1,535	2,610	\$1,820	2,496	\$1,952	2,377	\$2,096
50-64	1,270	\$1,431	1,380	\$1,652	1,775	\$1,904	1,850	\$1,989	1,758	\$2,235
65+	554	\$1,384	559	\$1,673	737	\$1,841	760	\$2,015	824	\$2,233
Total	7,390	\$1,376	7,675	\$1,564	9,923	\$1,797	9,769	\$1,909	9,454	\$2,099

Patient Discharges



Average Billed Charges



County / Hospital	2009		2010		2011		2012		2013	
	Cases	Avg Bill	Cases	Avg Bill	Cases	Avg Bill	Cases	Avg Bill	Cases	Avg Bill
Clark										
Centennial Hills	553	\$1,588	0	\$0	657	\$2,144	638	\$2,201	662	\$2,229
Desert Springs	295	\$1,579	416	\$1,935	466	\$1,986	412	\$2,077	410	\$2,285
Mountain View	354	\$1,677	360	\$1,970	391	\$2,081	456	\$2,349	442	\$2,744
North Vista	335	\$1,090	391	\$1,416	414	\$1,567	492	\$1,539	506	\$1,568
Southern Hills	217	\$1,671	182	\$2,111	233	\$2,082	229	\$2,342	268	\$2,738
Spring Valley	629	\$1,699	0	\$0	678	\$2,297	681	\$2,294	620	\$2,497
St. Rose-Rose de Lima	0	\$0	354	\$1,743	356	\$1,890	350	\$1,939	408	\$2,133
St. Rose-San Martin	0	\$0	307	\$1,758	156	\$1,662	224	\$1,852	332	\$2,292
St. Rose-Siena	0	\$0	526	\$2,121	493	\$2,449	546	\$2,564	509	\$2,927
Summerlin	382	\$1,630	0	\$0	421	\$2,326	534	\$2,178	432	\$2,243
Sunrise	536	\$2,415	503	\$2,725	670	\$2,873	725	\$2,903	739	\$3,264
UMC	547	\$1,344	890	\$1,518	921	\$1,899	785	\$2,030	871	\$1,953
Valley	461	\$1,514	393	\$1,681	510	\$1,743	528	\$1,799	464	\$2,007
Total	4,309	\$1,644	4,322	\$1,876	6,366	\$2,124	6,600	\$2,196	6,663	\$2,377
Washoe										
Carson Tahoe	393	\$473	398	\$548	456	\$599	298	\$617	206	\$837
Northern Nevada	236	\$762	328	\$995	371	\$1,147	378	\$1,242	317	\$1,502
Renown Regional	507	\$1,704	567	\$1,792	583	\$1,536	645	\$1,682	683	\$1,689
Renown S. Meadows	186	\$1,278	204	\$1,283	204	\$1,414	208	\$1,355	257	\$1,306
Saint Mary's	615	\$1,265	694	\$1,463	660	\$1,708	639	\$1,787	500	\$1,869
Sierra Surgery	0	\$0	0	\$0	0	\$0	0	\$0	0	\$0
Total	1,937	\$1,159	2,191	\$1,295	2,274	\$1,324	2,168	\$1,458	1,963	\$1,565
Rural										
Battle Mountain	21	\$674	55	\$551	51	\$759	46	\$996	46	\$1,042
Boulder City	44	\$1,015	40	\$1,177	68	\$944	76	\$1,104	47	\$1,858
Carson Valley	166	\$1,103	140	\$1,121	166	\$1,279	168	\$1,179	122	\$1,163
Churchill	218	\$765	131	\$781	137	\$855	117	\$921	108	\$1,017
Desert View	47	\$558	125	\$511	135	\$541	177	\$678	146	\$1,098
Grover C. Dils	3	\$617	9	\$711	4	\$754	14	\$738	10	\$706
Humboldt	22	\$669	35	\$828	68	\$1,049	109	\$1,185	99	\$1,224
Incline Village	0	\$0	0	\$0	0	\$0	2	\$766	49	\$1,028
Mesa View	63	\$745	85	\$855	53	\$1,069	67	\$1,035	69	\$1,074
Mount Grant	16	\$580	12	\$436	21	\$560	14	\$513	11	\$565
Northeastern	400	\$570	415	\$1,101	479	\$1,187	65	\$1,429	6	\$2,258
Nye	28	\$737	18	\$802	18	\$995	21	\$1,024	7	\$1,317
Pershing	1	\$468	0	\$0	0	\$0	22	\$634	20	\$771
South Lyon	35	\$498	33	\$605	18	\$546	31	\$756	37	\$780
William Bee Ririe	80	\$770	64	\$838	65	\$870	72	\$948	51	\$1,243
Total	1,144	\$731	1,162	\$911	1,283	\$1,014	1,001	\$992	828	\$1,131
All Counties	7,390	\$1,376	7,675	\$1,564	9,923	\$1,797	9,769	\$1,909	9,454	\$2,099

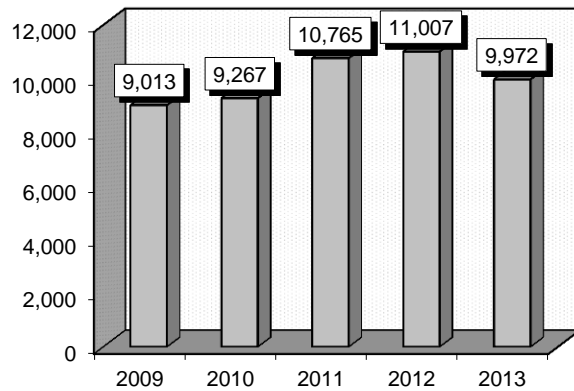
Lumbar Disc Disease (00657)

Diagnoses: that frequently accompanied Lumbar Disc Disease were: 1) Lumbago (7242), 2) Sprain of lumbar (8472), 3) Sciatica (7243), 4) Spasm of muscle (72885), 5) Degeneration of lumbar or lumbosacral intervertebral disc (72252), 6) Thoracic or lumbosacral neuritis or radiculitis, unspecified (7244), 7) Cervicalgia (7231), 8) Lumbosacral spondylosis without myelopathy (7213).

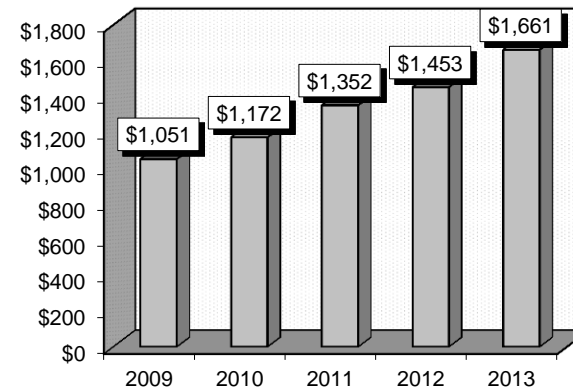
Definitions: **Lumbago:** A painful condition of the lower back, as one resulting from muscle strain or a slipped disk. **Sciatica:** Pain affecting the back, hip, and outer side of the leg, caused by compression of a spinal nerve root in the lower back. **Lumbosacral:** Of or relating to or near the small of the back and the back part of the pelvis between the hips. **Cervicalgia:** Neck pain. **Spondylosis:** A general term for age-related wear and tear affecting the spinal disks in your neck. **Myelopathy:** Pathology of the spinal cord. When due to trauma, it is known as spinal cord injury. When inflammatory, it is known as myelitis.

Gender	2009		2010		2011		2012		2013	
	Cases	Avg Bill	Cases	Avg Bill	Cases	Avg Bill	Cases	Avg Bill	Cases	Avg Bill
Male	4,499	\$1,030	4,748	\$1,163	5,456	\$1,342	5,807	\$1,449	5,368	\$1,658
Female	4,514	\$1,072	4,519	\$1,181	5,309	\$1,362	5,200	\$1,458	4,604	\$1,664
Age Group	Cases	Avg Bill	Cases	Avg Bill	Cases	Avg Bill	Cases	Avg Bill	Cases	Avg Bill
0-17	248	\$1,066	235	\$1,389	308	\$1,462	308	\$1,619	325	\$1,804
18-35	3,097	\$1,000	3,301	\$1,140	3,779	\$1,296	3,722	\$1,405	3,378	\$1,617
36-49	2,923	\$1,063	2,960	\$1,136	3,428	\$1,339	3,267	\$1,421	2,910	\$1,638
50-64	2,060	\$1,036	2,071	\$1,171	2,421	\$1,362	2,748	\$1,451	2,467	\$1,643
65+	685	\$1,270	700	\$1,404	829	\$1,589	962	\$1,699	892	\$1,901
Total	9,013	\$1,051	9,267	\$1,172	10,765	\$1,352	11,007	\$1,453	9,972	\$1,661

Patient Discharges



Average Billed Charges



County / Hospital	2009		2010		2011		2012		2013	
	Cases	Avg Bill	Cases	Avg Bill	Cases	Avg Bill	Cases	Avg Bill	Cases	Avg Bill
Clark										
Centennial Hills	615	\$1,425	0	\$0	664	\$1,826	602	\$2,050	541	\$2,130
Desert Springs	609	\$1,428	459	\$1,612	464	\$1,691	471	\$1,646	489	\$1,897
Mountain View	369	\$1,440	284	\$1,725	204	\$1,866	342	\$1,909	236	\$2,345
North Vista	383	\$773	397	\$945	407	\$1,063	542	\$923	506	\$1,091
Southern Hills	190	\$1,187	159	\$1,492	125	\$1,733	166	\$1,835	136	\$2,347
Spring Valley	615	\$1,330	0	\$0	568	\$1,747	561	\$1,747	552	\$2,027
St. Rose-Rose de Lima	0	\$0	458	\$1,386	509	\$1,425	515	\$1,639	576	\$1,789
St. Rose-San Martin	0	\$0	264	\$1,429	276	\$1,379	314	\$1,635	277	\$1,959
St. Rose-Siena	0	\$0	464	\$1,622	404	\$1,814	528	\$1,821	596	\$2,146
Summerlin	218	\$1,530	0	\$0	153	\$1,875	362	\$2,110	389	\$2,244
Sunrise	483	\$1,860	476	\$1,912	595	\$2,061	662	\$2,305	473	\$2,973
UMC	688	\$765	1,443	\$1,033	1,291	\$1,108	1,183	\$1,121	1,034	\$1,133
Valley	472	\$1,147	385	\$1,196	522	\$1,280	610	\$1,455	585	\$1,694
Total	4,642	\$1,275	4,789	\$1,351	6,182	\$1,532	6,858	\$1,643	6,390	\$1,865
Washoe										
Carson Tahoe	547	\$434	555	\$497	421	\$544	299	\$665	181	\$842
Northern Nevada	583	\$638	398	\$822	437	\$937	393	\$986	412	\$1,375
Renown Regional	787	\$1,165	878	\$1,271	926	\$1,302	842	\$1,298	840	\$1,362
Renown S. Meadows	340	\$1,084	305	\$1,184	315	\$1,234	372	\$1,272	314	\$1,346
Saint Mary's	876	\$984	929	\$1,252	1,072	\$1,419	974	\$1,476	687	\$1,644
Sierra Surgery	0	\$0	0	\$0	0	\$0	0	\$0	0	\$0
Total	3,133	\$880	3,065	\$1,058	3,171	\$1,184	2,880	\$1,246	2,434	\$1,403
Rural										
Battle Mountain	14	\$545	30	\$381	42	\$640	59	\$837	36	\$893
Boulder City	61	\$904	55	\$893	61	\$846	53	\$894	49	\$1,743
Carson Valley	195	\$947	222	\$1,139	188	\$1,298	170	\$1,054	182	\$1,097
Churchill	212	\$590	151	\$570	117	\$569	104	\$700	110	\$793
Desert View	44	\$515	153	\$409	174	\$434	208	\$729	184	\$1,058
Grover C. Dils	2	\$867	9	\$714	6	\$797	12	\$649	13	\$633
Humboldt	21	\$517	46	\$681	123	\$837	165	\$1,046	137	\$1,070
Incline Village	0	\$0	0	\$0	0	\$0	4	\$1,022	66	\$1,147
Mesa View	105	\$705	139	\$731	121	\$889	133	\$909	126	\$1,047
Mount Grant	49	\$380	28	\$425	29	\$472	34	\$533	50	\$674
Northeastern	332	\$502	403	\$1,057	400	\$1,286	72	\$1,480	21	\$2,322
Nye	48	\$849	34	\$792	30	\$781	64	\$825	14	\$994
Pershing	0	\$0	0	\$0	0	\$0	37	\$588	31	\$770
South Lyon	31	\$437	39	\$378	28	\$636	47	\$700	36	\$790
William Bee Ririe	124	\$617	104	\$652	93	\$828	107	\$874	93	\$1,296
Total	1,238	\$644	1,413	\$813	1,412	\$939	1,269	\$891	1,148	\$1,072
All Counties	9,013	\$1,051	9,267	\$1,172	10,765	\$1,352	11,007	\$1,453	9,972	\$1,661

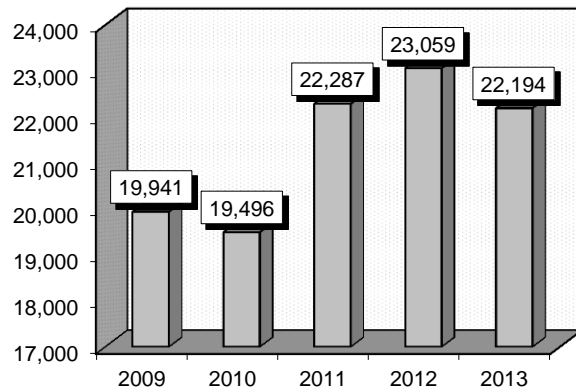
Contusion, Open Wound & Other Trauma To Skin & Subcutaneous Tissue (00674)

Diagnoses: that frequently accompanied Contusion, Open Wound & Other Trauma To Skin & Subcutaneous Tissue were: 1) Contusion of face, scalp, and neck except eye(s) (920), 2) Contusion of chest wall (9221), 3) Contusion of knee (92411), 4) Contusion of foot (92420), 5) Contusion of hand(s) (92320), 6) Contusion of shoulder region (92300), 7) Abrasion or friction burn of face, neck, and scalp except eye, without mention of infection (9100), 8) Contusion of hip (92401), 9) Open wound of forehead, without mention of complication (87342), 10) Contusion of back (92231).

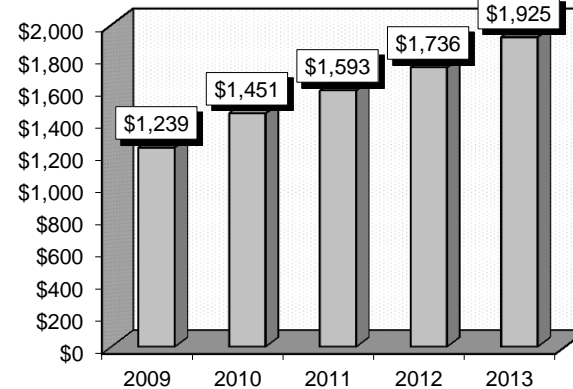
Definitions: Contusion: A region of injured tissue or skin in which blood capillaries have been ruptured; a bruise. **Abrasion:** An injury caused by something that rubs or scrapes against the skin.

Gender	2009		2010		2011		2012		2013	
	Cases	Avg Bill	Cases	Avg Bill	Cases	Avg Bill	Cases	Avg Bill	Cases	Avg Bill
Male	10,579	\$1,217	10,201	\$1,448	11,451	\$1,572	11,788	\$1,697	11,202	\$1,896
Female	9,362	\$1,263	9,295	\$1,455	10,836	\$1,616	11,271	\$1,777	10,992	\$1,954
Age Group	Cases	Avg Bill	Cases	Avg Bill	Cases	Avg Bill	Cases	Avg Bill	Cases	Avg Bill
0-17	6,986	\$1,029	6,821	\$1,262	7,736	\$1,300	8,130	\$1,438	7,775	\$1,579
18-35	5,379	\$1,337	5,422	\$1,556	6,310	\$1,735	6,512	\$1,911	6,149	\$2,160
36-49	3,170	\$1,396	2,926	\$1,584	3,288	\$1,733	3,252	\$1,906	3,301	\$2,095
50-64	2,399	\$1,335	2,406	\$1,581	2,664	\$1,819	2,680	\$1,931	2,695	\$2,089
65+	2,007	\$1,341	1,921	\$1,460	2,289	\$1,728	2,485	\$1,820	2,274	\$2,031
Total	19,941	\$1,239	19,496	\$1,451	22,287	\$1,593	23,059	\$1,736	22,194	\$1,925

Patient Discharges



Average Billed Charges



County / Hospital	2009		2010		2011		2012		2013	
	Cases	Avg Bill	Cases	Avg Bill	Cases	Avg Bill	Cases	Avg Bill	Cases	Avg Bill
Clark										
Centennial Hills	852	\$1,086	1	\$728	1,089	\$1,527	1,047	\$1,726	1,024	\$1,905
Desert Springs	691	\$1,309	753	\$1,528	779	\$1,680	697	\$1,800	698	\$2,135
Mountain View	1,649	\$1,655	1,639	\$1,956	1,497	\$2,188	1,710	\$2,433	1,214	\$2,817
North Vista	1,866	\$1,099	1,737	\$1,327	1,717	\$1,449	1,896	\$1,481	1,505	\$1,466
Southern Hills	750	\$1,428	771	\$1,692	701	\$1,873	721	\$2,150	769	\$2,397
Spring Valley	762	\$1,299	0	\$0	937	\$1,756	900	\$1,831	1,014	\$2,059
St. Rose-Rose de Lima	0	\$0	709	\$1,535	722	\$1,687	793	\$1,972	762	\$2,159
St. Rose-San Martin	0	\$0	466	\$1,616	268	\$1,438	369	\$1,830	425	\$2,024
St. Rose-Siena	0	\$0	930	\$1,998	894	\$2,077	1,017	\$2,041	908	\$2,489
Summerlin	1,003	\$1,363	1	\$2,373	914	\$1,658	1,178	\$1,700	855	\$1,926
Sunrise	2,371	\$1,942	2,598	\$2,029	2,672	\$2,224	2,781	\$2,568	2,995	\$2,889
UMC	2,014	\$1,204	2,016	\$1,403	2,025	\$1,597	1,915	\$1,684	2,341	\$1,752
Valley	489	\$1,250	543	\$1,373	792	\$1,606	712	\$1,715	690	\$2,010
Total	12,447	\$1,420	12,164	\$1,687	15,007	\$1,807	15,736	\$1,979	15,200	\$2,207
Washoe										
Carson Tahoe	566	\$608	617	\$589	587	\$676	700	\$620	583	\$857
Northern Nevada	863	\$744	558	\$808	562	\$911	574	\$1,023	573	\$1,194
Renown Regional	1,259	\$1,742	1,395	\$2,006	1,610	\$1,912	1,770	\$1,923	1,655	\$1,874
Renown S. Meadows	470	\$1,134	474	\$1,231	403	\$1,308	479	\$1,352	499	\$1,376
Saint Mary's	1,139	\$932	1,109	\$1,101	1,177	\$1,315	1,061	\$1,391	1,024	\$1,520
Sierra Surgery	0	\$0	0	\$0	0	\$0	0	\$0	0	\$0
Total	4,297	\$1,111	4,153	\$1,304	4,339	\$1,397	4,584	\$1,428	4,334	\$1,506
Rural										
Battle Mountain	73	\$532	145	\$547	157	\$654	182	\$752	172	\$774
Boulder City	228	\$948	158	\$848	136	\$730	180	\$897	89	\$1,443
Carson Valley	521	\$967	382	\$1,068	267	\$1,114	248	\$1,087	263	\$1,211
Churchill	605	\$700	594	\$745	561	\$787	526	\$905	500	\$971
Desert View	149	\$521	470	\$519	507	\$517	498	\$722	354	\$1,055
Grover C. Dils	33	\$534	28	\$748	38	\$696	42	\$704	27	\$702
Humboldt	30	\$678	27	\$581	69	\$1,107	166	\$1,279	356	\$1,140
Incline Village	0	\$0	0	\$0	0	\$0	9	\$1,041	160	\$909
Mesa View	299	\$701	235	\$847	179	\$977	202	\$974	236	\$1,000
Mount Grant	160	\$448	131	\$421	129	\$465	139	\$485	93	\$490
Northeastern	493	\$552	440	\$861	465	\$999	45	\$1,381	2	\$2,581
Nye	108	\$682	112	\$630	116	\$680	108	\$669	28	\$1,070
Pershing	0	\$0	0	\$0	0	\$0	54	\$515	61	\$537
South Lyon	174	\$453	177	\$498	127	\$577	170	\$677	168	\$770
William Bee Ririe	324	\$756	280	\$781	190	\$901	170	\$894	151	\$999
Total	3,197	\$703	3,179	\$741	2,941	\$792	2,739	\$857	2,660	\$992
All Counties	19,941	\$1,239	19,496	\$1,451	22,287	\$1,593	23,059	\$1,736	22,194	\$1,925

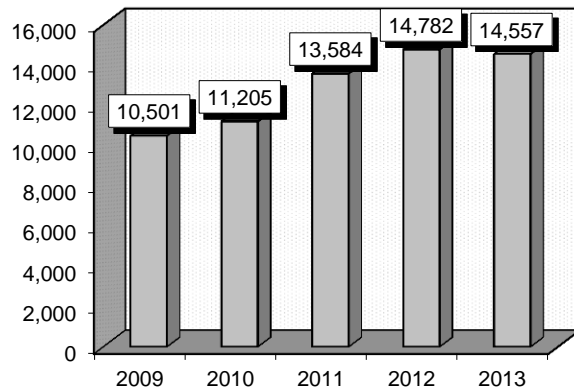
Other Skin, Subcutaneous Tissue & Breast Disorders (00675)

Diagnoses: that frequently accompanied Other Skin, Subcutaneous Tissue & Breast Disorders were: 1) Allergic urticaria (7080), 2) Scabies (1330), 3) Dermatitis due to drugs and medicines taken internally (6930), 4) Dermatophytosis of the body (1105), 5) Candidiasis of skin and nails (1123), 6) Sebaceous cyst (7062), 7) Lump or mass in breast (61172), 8) Mastodynia (61171).

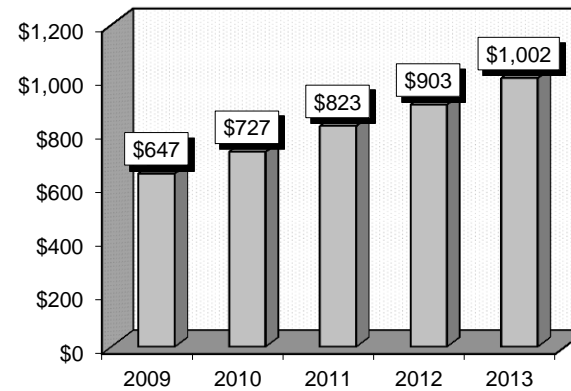
Definitions: **Urticaria:** Hives. **Scabies:** A contagious skin disease marked by itching and small raised red spots, caused by the itch mite. **Dermatitis:** A condition of the skin in which it becomes red, swollen, and sore, sometimes with small blisters. **Dermatophytosis:** Ringworm. **Candidiasis:** An infection caused by a species of the yeast Candida, usually Candida albicans. **Sebaceous Cyst:** A common cyst of the skin; filled with fatty matter (sebum) that is secreted by a sebaceous gland that has been blocked. **Mastodynia:** The medical symptom of breast pain.

Gender	2009		2010		2011		2012		2013	
	Cases	Avg Bill	Cases	Avg Bill	Cases	Avg Bill	Cases	Avg Bill	Cases	Avg Bill
Male	4,801	\$624	5,045	\$706	5,949	\$797	6,558	\$888	6,584	\$975
Female	5,700	\$666	6,160	\$744	7,635	\$844	8,224	\$915	7,973	\$1,025
Age Group	Cases	Avg Bill	Cases	Avg Bill	Cases	Avg Bill	Cases	Avg Bill	Cases	Avg Bill
0-17	4,386	\$597	4,654	\$687	5,776	\$764	6,297	\$844	6,178	\$945
18-35	2,870	\$669	3,070	\$738	3,807	\$855	4,018	\$931	3,885	\$1,040
36-49	1,562	\$704	1,614	\$768	1,827	\$903	2,058	\$970	2,077	\$1,049
50-64	1,076	\$685	1,284	\$755	1,452	\$856	1,472	\$949	1,559	\$1,042
65+	607	\$684	583	\$809	722	\$866	937	\$960	858	\$1,056
Total	10,501	\$647	11,205	\$727	13,584	\$823	14,782	\$903	14,557	\$1,002

Patient Discharges



Average Billed Charges



County / Hospital	2009		2010		2011		2012		2013	
	Cases	Avg Bill	Cases	Avg Bill	Cases	Avg Bill	Cases	Avg Bill	Cases	Avg Bill
Clark										
Centennial Hills	598	\$741	0	\$0	594	\$1,023	659	\$1,146	647	\$1,191
Desert Springs	526	\$957	469	\$1,095	515	\$1,121	478	\$1,118	499	\$1,321
Mountain View	441	\$1,017	468	\$1,174	442	\$1,272	628	\$1,426	546	\$1,617
North Vista	389	\$482	425	\$591	461	\$599	650	\$582	693	\$610
Southern Hills	274	\$826	247	\$990	297	\$1,162	296	\$1,279	339	\$1,454
Spring Valley	459	\$850	0	\$0	492	\$1,150	497	\$1,176	590	\$1,301
St. Rose-Rose de Lima	0	\$0	587	\$817	600	\$833	608	\$907	612	\$930
St. Rose-San Martin	0	\$0	337	\$796	303	\$814	341	\$968	380	\$936
St. Rose-Siena	0	\$0	666	\$845	710	\$849	885	\$941	781	\$1,000
Summerlin	466	\$913	0	\$0	478	\$1,197	626	\$1,260	541	\$1,248
Sunrise	1,136	\$962	1,276	\$1,132	1,399	\$1,256	1,646	\$1,388	1,874	\$1,562
UMC	1,800	\$442	2,055	\$486	2,123	\$520	2,177	\$541	2,173	\$595
Valley	420	\$835	349	\$951	435	\$993	469	\$1,049	460	\$1,177
Total	6,509	\$747	6,879	\$821	8,849	\$921	9,960	\$1,002	10,135	\$1,099
Washoe										
Carson Tahoe	404	\$297	390	\$313	297	\$331	362	\$379	305	\$512
Northern Nevada	371	\$331	323	\$468	355	\$469	371	\$542	382	\$671
Renown Regional	883	\$663	1,221	\$705	1,456	\$755	1,629	\$783	1,582	\$834
Renown S. Meadows	267	\$700	270	\$810	308	\$842	328	\$934	312	\$908
Saint Mary's	787	\$500	806	\$584	854	\$709	841	\$814	655	\$910
Sierra Surgery	0	\$0	0	\$0	0	\$0	0	\$0	0	\$0
Total	2,712	\$520	3,010	\$606	3,270	\$682	3,531	\$737	3,236	\$807
Rural										
Battle Mountain	24	\$386	54	\$402	50	\$409	57	\$652	45	\$712
Boulder City	45	\$715	38	\$539	90	\$494	72	\$508	45	\$1,215
Carson Valley	187	\$596	182	\$739	115	\$781	198	\$719	157	\$763
Churchill	299	\$386	252	\$369	237	\$402	258	\$510	234	\$480
Desert View	44	\$299	124	\$287	174	\$297	164	\$439	216	\$850
Grover C. Dils	4	\$391	9	\$445	9	\$558	14	\$481	11	\$505
Humboldt	25	\$439	41	\$450	153	\$627	135	\$686	98	\$727
Incline Village	0	\$0	0	\$0	0	\$0	7	\$518	50	\$770
Mesa View	103	\$391	102	\$546	89	\$602	98	\$707	106	\$616
Mount Grant	25	\$194	32	\$223	26	\$182	23	\$195	14	\$299
Northeastern	352	\$326	311	\$680	328	\$755	41	\$1,465	12	\$1,742
Nye	40	\$339	33	\$404	55	\$417	32	\$481	12	\$625
Pershing	0	\$0	0	\$0	0	\$0	45	\$326	26	\$394
South Lyon	51	\$263	46	\$320	43	\$449	53	\$522	63	\$615
William Bee Ririe	81	\$443	92	\$506	96	\$607	94	\$517	97	\$741
Total	1,280	\$404	1,316	\$514	1,465	\$552	1,291	\$591	1,186	\$705
All Counties	10,501	\$647	11,205	\$727	13,584	\$823	14,782	\$903	14,557	\$1,002

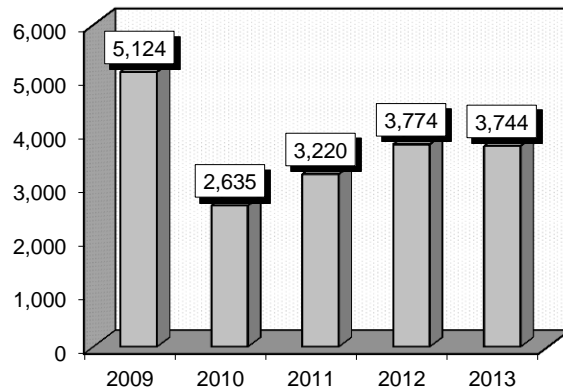
Viral Illness (00808)

Diagnoses: that frequently accompanied Viral Illness were: 1) Hand, foot, and mouth disease (0743), 2) Viral exanthem, unspecified (0579), 3) Acute pharyngitis (462), 4) Varicella without mention of complication (0529), 5) Coxsackie virus infection in conditions classified elsewhere (0792), 6) Tobacco use disorder (3051), 7) Unspecified otitis media (3829), 8) Influenza with other manifestations (4878), 9) Diarrhea (78791).

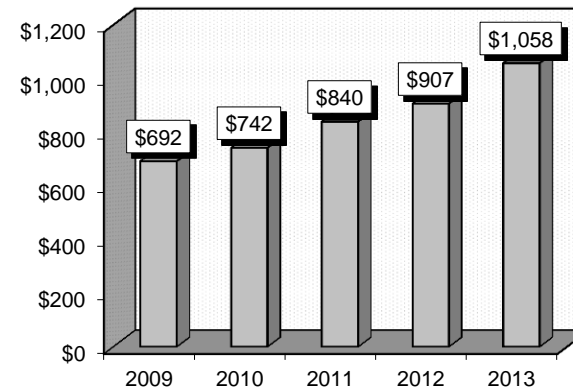
Definitions: **Exanthem:** An exanthem is a widespread rash usually occurring in children. **Pharyngitis:** Inflammation of the pharynx, causing a sore throat. **Varicella:** Chickenpox. **Coxsackie Virus:** Any of a group of enteroviruses that cause various respiratory, neurological, and muscular diseases in humans. **Enterovirus:** Any of a group of RNA viruses (including those causing polio and hepatitis A) that typically occur in the gastrointestinal tract, sometimes spreading to the central nervous system or other parts of the body.

Gender	2009		2010		2011		2012		2013	
	Cases	Avg Bill	Cases	Avg Bill	Cases	Avg Bill	Cases	Avg Bill	Cases	Avg Bill
Male	2,640	\$703	1,374	\$753	1,625	\$852	1,990	\$910	1,936	\$1,075
Female	2,484	\$681	1,261	\$730	1,595	\$828	1,784	\$903	1,808	\$1,040
Age Group	Cases	Avg Bill	Cases	Avg Bill	Cases	Avg Bill	Cases	Avg Bill	Cases	Avg Bill
0-17	3,987	\$675	2,152	\$724	2,529	\$822	3,135	\$889	3,055	\$1,063
18-35	753	\$748	299	\$818	434	\$872	394	\$983	400	\$1,017
36-49	234	\$709	108	\$806	150	\$998	147	\$996	176	\$1,054
50-64	104	\$886	59	\$900	70	\$870	76	\$1,075	83	\$1,089
65+	46	\$736	17	\$761	37	\$984	22	\$977	30	\$1,083
Total	5,124	\$692	2,635	\$742	3,220	\$840	3,774	\$907	3,744	\$1,058

Patient Discharges



Average Billed Charges



County / Hospital	2009		2010		2011		2012		2013	
	Cases	Avg Bill	Cases	Avg Bill	Cases	Avg Bill	Cases	Avg Bill	Cases	Avg Bill
Clark										
Centennial Hills	252	\$662	1	\$639	135	\$861	96	\$1,066	87	\$1,016
Desert Springs	77	\$1,205	23	\$1,257	27	\$1,044	19	\$828	23	\$970
Mountain View	250	\$1,036	141	\$1,111	124	\$1,239	180	\$1,487	148	\$1,644
North Vista	244	\$485	163	\$546	164	\$601	334	\$671	495	\$697
Southern Hills	108	\$925	44	\$906	51	\$1,171	36	\$1,311	86	\$1,454
Spring Valley	119	\$776	0	\$0	92	\$1,017	76	\$1,051	79	\$1,385
St. Rose-Rose de Lima	0	\$0	102	\$735	125	\$757	116	\$792	165	\$970
St. Rose-San Martin	0	\$0	90	\$764	90	\$716	114	\$861	85	\$886
St. Rose-Siena	0	\$0	151	\$802	145	\$839	133	\$906	180	\$955
Summerlin	190	\$802	0	\$0	50	\$974	69	\$1,176	78	\$1,032
Sunrise	939	\$1,067	556	\$1,091	559	\$1,312	763	\$1,353	803	\$1,741
UMC	1,262	\$474	621	\$523	704	\$611	792	\$595	582	\$649
Valley	52	\$542	23	\$594	37	\$899	8	\$1,677	19	\$977
Total	3,493	\$747	1,915	\$796	2,303	\$902	2,736	\$967	2,830	\$1,136
Washoe										
Carson Tahoe	175	\$169	29	\$255	53	\$386	108	\$356	100	\$638
Northern Nevada	7	\$386	56	\$462	76	\$580	50	\$650	10	\$728
Renown Regional	405	\$749	228	\$705	311	\$780	446	\$786	337	\$853
Renown S. Meadows	127	\$842	20	\$812	61	\$807	67	\$1,051	37	\$1,001
Saint Mary's	147	\$728	86	\$720	141	\$920	159	\$1,001	75	\$1,198
Sierra Surgery	0	\$0	0	\$0	0	\$0	0	\$0	0	\$0
Total	861	\$638	419	\$649	642	\$757	830	\$785	559	\$869
Rural										
Battle Mountain	4	\$570	10	\$466	17	\$381	20	\$574	17	\$725
Boulder City	18	\$669	7	\$762	2	\$417	9	\$602	1	\$289
Carson Valley	102	\$737	31	\$941	12	\$720	7	\$961	20	\$1,121
Churchill	377	\$502	60	\$558	48	\$509	44	\$547	90	\$616
Desert View	31	\$209	55	\$317	51	\$298	31	\$538	46	\$784
Grover C. Dils	2	\$494	2	\$398	1	\$203	1	\$250	3	\$494
Humboldt	2	\$536	4	\$727	7	\$617	21	\$724	77	\$808
Incline Village	0	\$0	0	\$0	0	\$0	2	\$755	24	\$675
Mesa View	60	\$578	34	\$596	23	\$660	13	\$796	26	\$647
Mount Grant	14	\$131	6	\$115	8	\$107	3	\$207	3	\$350
Northeastern	86	\$418	34	\$452	35	\$594	6	\$834	0	\$0
Nye	1	\$359	10	\$417	10	\$461	2	\$674	6	\$517
Pershing	0	\$0	0	\$0	0	\$0	1	\$1,090	2	\$275
South Lyon	28	\$201	12	\$271	6	\$302	16	\$568	13	\$643
William Bee Ririe	45	\$520	36	\$583	55	\$712	32	\$553	27	\$914
Total	770	\$505	301	\$527	275	\$518	208	\$608	355	\$735
All Counties	5,124	\$692	2,635	\$742	3,220	\$840	3,774	\$907	3,744	\$1,058

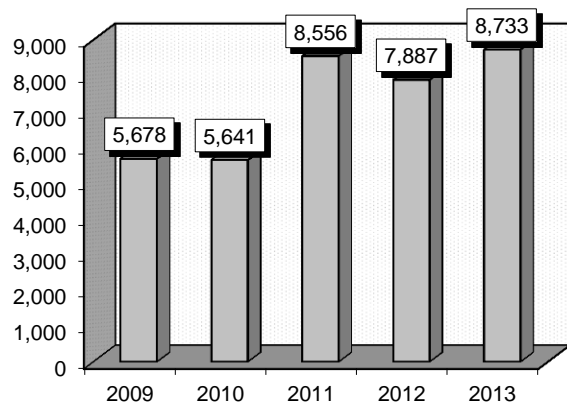
Alcohol Abuse & Dependence (00842)

Diagnoses: that frequently accompanied Alcohol Abuse & Dependence were: 1) Unspecified essential hypertension (4019), 2) Alcohol withdrawal (29181), 3) Depressive disorder, not elsewhere classified (311), 4) Anxiety state, unspecified (30000), 5) Dehydration (27651), 6) Bipolar disorder, unspecified (29680), 7) Suicidal ideation (V6284), 8) Hypopotassemia (2768).

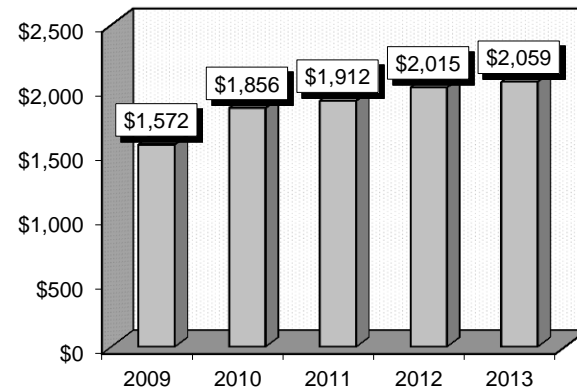
Definitions: **Hypertension:** Abnormally high blood pressure. **Hypopotassemia:** Low blood potassium level. A potassium level less than 3.5 mEq/L.

Gender	2009		2010		2011		2012		2013	
	Cases	Avg Bill	Cases	Avg Bill	Cases	Avg Bill	Cases	Avg Bill	Cases	Avg Bill
Male	3,841	\$1,514	4,048	\$1,808	5,716	\$1,859	5,170	\$1,883	5,907	\$2,010
Female	1,837	\$1,692	1,593	\$1,977	2,840	\$2,019	2,717	\$2,266	2,826	\$2,161
Age Group	Cases	Avg Bill	Cases	Avg Bill	Cases	Avg Bill	Cases	Avg Bill	Cases	Avg Bill
0-17	168	\$1,698	126	\$1,433	162	\$1,813	171	\$1,843	160	\$2,448
18-35	2,234	\$1,534	1,905	\$1,882	3,502	\$1,856	3,373	\$2,087	3,639	\$2,015
36-49	1,885	\$1,584	1,966	\$1,882	2,337	\$1,972	2,096	\$1,984	2,186	\$2,144
50-64	1,189	\$1,597	1,483	\$1,823	2,304	\$1,936	1,962	\$1,947	2,446	\$2,026
65+	202	\$1,617	161	\$1,860	251	\$1,979	285	\$1,954	302	\$2,043
Total	5,678	\$1,572	5,641	\$1,856	8,556	\$1,912	7,887	\$2,015	8,733	\$2,059

Patient Discharges



Average Billed Charges



County / Hospital	2009		2010		2011		2012		2013	
	Cases	Avg Bill	Cases	Avg Bill	Cases	Avg Bill	Cases	Avg Bill	Cases	Avg Bill
Clark										
Centennial Hills	163	\$2,072	0	\$0	156	\$2,489	127	\$2,433	136	\$2,547
Desert Springs	698	\$1,791	919	\$1,919	1,306	\$1,653	1,280	\$1,569	1,483	\$1,762
Mountain View	88	\$2,951	148	\$3,472	153	\$3,645	221	\$4,098	196	\$4,311
North Vista	210	\$1,072	234	\$997	166	\$1,136	275	\$3,414	406	\$1,234
Southern Hills	64	\$1,979	47	\$2,654	80	\$2,564	58	\$2,975	118	\$3,129
Spring Valley	1,086	\$1,429	3	\$1,894	1,628	\$1,664	1,364	\$1,734	1,455	\$1,810
St. Rose-Rose de Lima	0	\$0	95	\$3,252	107	\$3,550	116	\$3,532	134	\$4,471
St. Rose-San Martin	0	\$0	72	\$3,734	70	\$3,683	102	\$3,888	122	\$4,455
St. Rose-Siena	0	\$0	127	\$3,425	144	\$3,388	128	\$3,442	157	\$4,211
Summerlin	152	\$2,307	0	\$0	153	\$2,835	150	\$2,811	144	\$3,156
Sunrise	579	\$2,337	1,046	\$2,755	1,325	\$2,932	1,099	\$2,898	1,183	\$2,953
UMC	321	\$926	455	\$940	446	\$940	384	\$894	449	\$1,127
Valley	906	\$1,618	1,064	\$1,559	1,395	\$1,613	1,336	\$1,663	1,397	\$1,743
Total	4,267	\$1,692	4,210	\$2,048	7,129	\$2,009	6,640	\$2,126	7,380	\$2,168
Washoe										
Carson Tahoe	67	\$633	108	\$943	88	\$1,143	159	\$1,254	139	\$1,620
Northern Nevada	89	\$810	70	\$1,141	59	\$957	83	\$1,190	61	\$1,777
Renown Regional	384	\$1,402	433	\$1,382	493	\$1,483	477	\$1,557	463	\$1,649
Renown S. Meadows	36	\$1,462	28	\$1,403	37	\$1,569	37	\$1,586	26	\$1,381
Saint Mary's	601	\$1,282	576	\$1,356	534	\$1,549	304	\$1,424	407	\$1,183
Sierra Surgery	0	\$0	0	\$0	0	\$0	0	\$0	0	\$0
Total	1,177	\$1,254	1,215	\$1,317	1,211	\$1,464	1,060	\$1,445	1,096	\$1,473
Rural										
Battle Mountain	5	\$503	15	\$702	15	\$922	23	\$1,019	19	\$889
Boulder City	11	\$2,238	15	\$1,990	8	\$1,688	4	\$1,870	3	\$1,696
Carson Valley	23	\$1,894	22	\$1,450	16	\$751	10	\$883	31	\$1,489
Churchill	89	\$751	44	\$663	30	\$1,303	54	\$997	37	\$814
Desert View	6	\$1,497	25	\$989	21	\$1,154	26	\$1,388	36	\$2,176
Grover C. Dils	0	\$0	1	\$643	2	\$752	5	\$655	4	\$659
Humboldt	3	\$1,128	3	\$1,861	10	\$1,212	17	\$1,429	60	\$1,495
Incline Village	0	\$0	0	\$0	0	\$0	0	\$0	9	\$1,152
Mesa View	8	\$1,418	9	\$1,356	11	\$1,219	18	\$2,009	10	\$1,314
Mount Grant	4	\$1,038	2	\$384	5	\$1,161	2	\$632	1	\$1,525
Northeastern	61	\$769	50	\$1,250	60	\$1,307	6	\$1,698	7	\$3,313
Nye	3	\$1,056	8	\$719	15	\$1,024	1	\$4,173	0	\$0
Pershing	0	\$0	0	\$0	0	\$0	4	\$912	6	\$1,163
South Lyon	13	\$635	14	\$1,463	13	\$1,013	16	\$1,181	22	\$982
William Bee Ririe	8	\$954	8	\$1,473	10	\$2,163	1	\$8,335	12	\$1,635
Total	234	\$989	216	\$1,138	216	\$1,223	187	\$1,283	257	\$1,422
All Counties	5,678	\$1,572	5,641	\$1,856	8,556	\$1,912	7,887	\$2,015	8,733	\$2,059

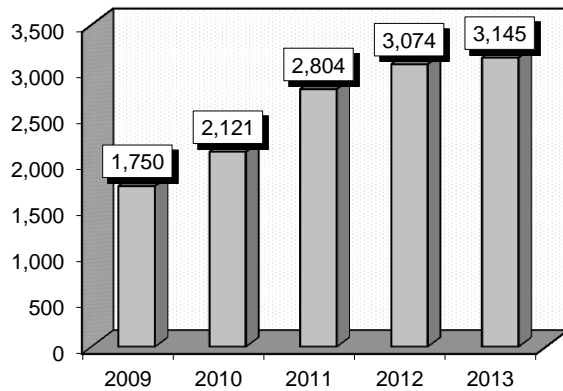
Allergic Reactions (00850)

Diagnoses: that frequently accompanied Allergic Reactions were: 1) Angioneurotic edema, not elsewhere classified (9951), 2) Rash and other nonspecific skin eruption (7821), 3) Urticaria, unspecified (7089), 4) Allergic urticaria (7080), 5) Unspecified pruritic disorder (6989), 6) Other anaphylactic shock, not elsewhere classified (9950), 7) Anxiety state, unspecified (30000), 8) Unspecified acquired hypothyroidism (2449), 9) Pure hypercholesterolemia (2720), 10) Allergy to seafood (V1504).

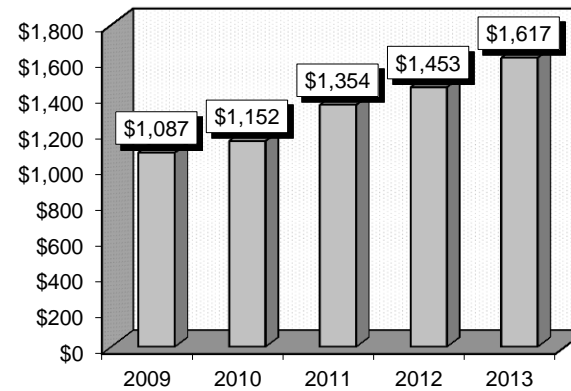
Definitions: **Angioneurotic edema:** The rapid swelling of the dermis, subcutaneous tissue, mucosa and submucosal tissues. **Urticaria:** Hives. **Pruritic Disorder:** A sensation that causes the desire or reflex to scratch. **Anaphylactic Shock:** A sudden, severe allergic reaction characterized by a sharp drop in blood pressure, urticaria, and breathing difficulties. **Hypothyroidism:** Abnormally low activity of the thyroid gland, resulting in retardation of growth and mental development in children and adults. **Hypercholesterolemia:** An excess of cholesterol in the bloodstream.

Gender	2009		2010		2011		2012		2013	
	Cases	Avg Bill	Cases	Avg Bill	Cases	Avg Bill	Cases	Avg Bill	Cases	Avg Bill
Male	692	\$1,057	844	\$1,137	1,117	\$1,313	1,207	\$1,422	1,219	\$1,581
Female	1,058	\$1,106	1,277	\$1,161	1,687	\$1,380	1,867	\$1,473	1,926	\$1,640
Age Group	Cases	Avg Bill	Cases	Avg Bill	Cases	Avg Bill	Cases	Avg Bill	Cases	Avg Bill
0-17	492	\$794	633	\$925	833	\$1,047	966	\$1,139	986	\$1,296
18-35	490	\$1,112	597	\$1,116	796	\$1,307	867	\$1,411	906	\$1,661
36-49	319	\$1,227	384	\$1,278	516	\$1,567	537	\$1,596	511	\$1,727
50-64	287	\$1,261	304	\$1,412	386	\$1,570	413	\$1,743	420	\$1,900
65+	162	\$1,311	203	\$1,334	273	\$1,716	291	\$1,944	322	\$1,932
Total	1,750	\$1,087	2,121	\$1,152	2,804	\$1,354	3,074	\$1,453	3,145	\$1,617

Patient Discharges



Average Billed Charges



County / Hospital	2009		2010		2011		2012		2013	
	Cases	Avg Bill	Cases	Avg Bill	Cases	Avg Bill	Cases	Avg Bill	Cases	Avg Bill
Clark										
Centennial Hills	178	\$1,322	0	\$0	192	\$1,855	201	\$1,904	234	\$1,971
Desert Springs	72	\$1,541	87	\$1,639	99	\$1,822	116	\$1,781	160	\$2,233
Mountain View	37	\$1,204	42	\$1,376	84	\$1,608	85	\$1,699	81	\$2,099
North Vista	111	\$850	128	\$1,189	180	\$982	189	\$966	192	\$1,081
Southern Hills	24	\$944	24	\$1,243	27	\$1,540	72	\$1,342	50	\$1,628
Spring Valley	143	\$1,500	0	\$0	164	\$1,941	224	\$2,030	216	\$2,152
St. Rose-Rose de Lima	0	\$0	143	\$1,442	138	\$1,347	112	\$1,280	118	\$1,532
St. Rose-San Martin	0	\$0	83	\$1,278	110	\$1,200	107	\$1,432	129	\$1,267
St. Rose-Siena	0	\$0	262	\$1,349	263	\$1,500	318	\$1,600	336	\$1,584
Summerlin	112	\$1,456	0	\$0	109	\$1,862	200	\$1,917	219	\$2,039
Sunrise	185	\$1,129	225	\$1,239	257	\$1,407	241	\$1,513	253	\$1,775
UMC	118	\$659	241	\$836	271	\$799	294	\$937	235	\$1,141
Valley	85	\$1,550	69	\$1,604	84	\$1,783	81	\$2,056	130	\$2,049
Total	1,065	\$1,224	1,304	\$1,257	1,978	\$1,442	2,240	\$1,546	2,353	\$1,721
Washoe										
Carson Tahoe	59	\$806	64	\$810	66	\$1,055	63	\$1,326	53	\$1,493
Northern Nevada	79	\$703	58	\$1,035	40	\$1,004	67	\$886	54	\$952
Renown Regional	124	\$1,182	164	\$1,208	190	\$1,408	229	\$1,309	230	\$1,427
Renown S. Meadows	52	\$1,293	59	\$1,363	48	\$1,545	84	\$1,522	86	\$1,500
Saint Mary's	166	\$730	201	\$853	215	\$987	170	\$1,113	146	\$1,134
Sierra Surgery	0	\$0	0	\$0	0	\$0	0	\$0	0	\$0
Total	480	\$913	546	\$1,029	559	\$1,187	613	\$1,239	569	\$1,324
Rural										
Battle Mountain	1	\$413	7	\$606	3	\$796	14	\$1,223	8	\$809
Boulder City	25	\$811	21	\$1,048	10	\$770	24	\$847	24	\$1,828
Carson Valley	23	\$1,294	32	\$1,212	36	\$1,437	8	\$813	20	\$1,049
Churchill	31	\$742	16	\$502	25	\$627	23	\$752	26	\$777
Desert View	16	\$850	69	\$666	44	\$636	34	\$756	20	\$1,392
Grover C. Dils	0	\$0	1	\$761	3	\$745	0	\$0	5	\$703
Humboldt	0	\$0	4	\$303	4	\$661	6	\$983	8	\$1,718
Incline Village	0	\$0	0	\$0	0	\$0	0	\$0	22	\$1,035
Mesa View	11	\$695	18	\$915	21	\$1,036	34	\$1,026	32	\$1,077
Mount Grant	2	\$1,028	4	\$566	3	\$366	2	\$570	6	\$476
Northeastern	73	\$657	80	\$1,138	86	\$1,429	33	\$2,429	28	\$2,156
Nye	6	\$1,130	3	\$1,172	6	\$711	10	\$1,144	3	\$1,379
Pershing	0	\$0	0	\$0	0	\$0	5	\$806	5	\$571
South Lyon	10	\$410	9	\$312	10	\$587	17	\$579	5	\$823
William Bee Ririe	7	\$568	7	\$592	16	\$868	11	\$736	11	\$1,400
Total	205	\$778	271	\$890	267	\$1,049	221	\$1,097	223	\$1,272
All Counties	1,750	\$1,087	2,121	\$1,152	2,804	\$1,354	3,074	\$1,453	3,145	\$1,617

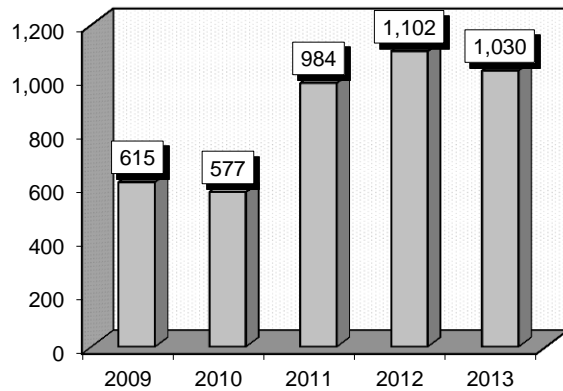
Level II Breast Procedures (00021)

Diagnoses: that frequently accompanied Level II Breast Procedures were: 1) Malignant neoplasm of breast (female), unspecified (1749), 2) Personal history of malignant neoplasm of breast (V103), 3) Tobacco use disorder (3051), 4) Diffuse cystic mastopathy (6101), 5) Benign neoplasm of breast (217), 6) Ptosis of breast (61181), 7) Family history of malignant neoplasm of breast (V163), 8) Fibroadenosis of breast (6102), 9) Fibrosclerosis of breast (6103).

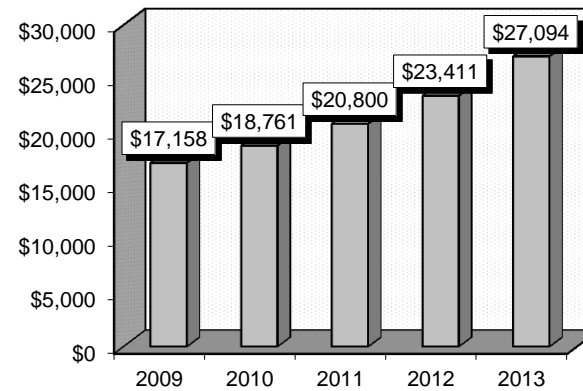
Definitions: **LEVEL:** Type of evidence used in the selection of certain courses of treatment. I - Randomized controlled trials, II - case-control studies, III - opinions of expert panels. **Neoplasm:** A new and abnormal growth of tissue in some part of the body, especially as a characteristic of cancer. **Malignant:** Very serious and dangerous : tending or likely to grow and spread in a rapid and uncontrolled way that can cause death. **Cystic Mastopathy:** Benign breast changes, manifested by swelling, indurated nodules or cysts. **Ptosis of Breast:** Drooping or sagging female breasts. **Fibroadenosis:** Lumps composed of fibrous and glandular tissue. **Fibrosclerosis of Breast:** Sclerosing lobular adenosis of the breast. **Sclerosing Lobular Adenosis:** A benign (non-cancerous) condition of the breast in which extra tissue develops within the breast lobules.

Gender	2009		2010		2011		2012		2013	
	Cases	Avg Bill	Cases	Avg Bill	Cases	Avg Bill	Cases	Avg Bill	Cases	Avg Bill
Male	33	\$11,460	20	\$15,561	32	\$13,494	24	\$16,482	24	\$16,913
Female	582	\$17,481	557	\$18,876	952	\$21,046	1,078	\$23,565	1,006	\$27,337
Age Group	Cases	Avg Bill	Cases	Avg Bill	Cases	Avg Bill	Cases	Avg Bill	Cases	Avg Bill
0-17	3	\$11,183	3	\$11,373	1	\$15,551	1	\$10,857	5	\$18,622
18-35	24	\$10,905	29	\$16,168	68	\$16,190	67	\$15,541	64	\$21,616
36-49	113	\$18,375	107	\$19,606	224	\$19,561	225	\$23,312	239	\$26,268
50-64	224	\$18,407	221	\$19,992	362	\$21,750	390	\$23,159	364	\$27,783
65+	251	\$16,166	217	\$17,538	329	\$21,567	419	\$24,987	358	\$28,044
Total	615	\$17,158	577	\$18,761	984	\$20,800	1,102	\$23,411	1,030	\$27,094

Patient Discharges



Average Billed Charges



County / Hospital	2009		2010		2011		2012		2013	
	Cases	Avg Bill	Cases	Avg Bill	Cases	Avg Bill	Cases	Avg Bill	Cases	Avg Bill
Clark										
Centennial Hills	3	\$19,067	0	\$0	34	\$26,986	53	\$33,566	54	\$33,627
Desert Springs	14	\$22,841	21	\$30,004	46	\$34,652	44	\$39,420	40	\$41,805
Mountain View	0	\$0	0	\$0	0	\$0	0	\$0	0	\$0
North Vista	0	\$0	0	\$0	0	\$0	0	\$0	0	\$0
Southern Hills	0	\$0	0	\$0	0	\$0	0	\$0	0	\$0
Spring Valley	43	\$22,158	0	\$0	59	\$29,573	71	\$33,037	131	\$34,406
St. Rose-Rose de Lima	0	\$0	13	\$21,202	13	\$23,826	15	\$22,437	24	\$24,046
St. Rose-San Martin	0	\$0	35	\$18,624	22	\$19,889	43	\$26,914	71	\$31,126
St. Rose-Siena	0	\$0	31	\$19,466	38	\$20,226	65	\$23,271	65	\$25,961
Summerlin	48	\$22,281	0	\$0	112	\$27,262	155	\$29,033	149	\$33,033
Sunrise	0	\$0	0	\$0	0	\$0	0	\$0	0	\$0
UMC	34	\$13,113	20	\$16,440	14	\$16,354	19	\$13,696	34	\$20,980
Valley	83	\$19,721	107	\$21,969	95	\$24,508	181	\$25,117	210	\$26,165
Total	225	\$19,919	227	\$21,324	433	\$26,288	646	\$28,130	778	\$30,334
Washoe										
Carson Tahoe	0	\$0	0	\$0	0	\$0	0	\$0	0	\$0
Northern Nevada	0	\$0	1	\$12,280	0	\$0	9	\$18,853	3	\$23,854
Renown Regional	72	\$13,560	56	\$14,862	85	\$13,362	54	\$13,991	37	\$14,726
Renown S. Meadows	21	\$10,063	35	\$14,559	203	\$10,925	174	\$12,814	132	\$14,154
Saint Mary's	172	\$21,820	143	\$23,918	173	\$26,976	131	\$26,824	68	\$24,532
Sierra Surgery	105	\$9,143	90	\$10,769	73	\$11,730	75	\$11,012	0	\$0
Total	370	\$15,948	325	\$17,673	534	\$16,623	443	\$16,918	240	\$17,304
Rural										
Battle Mountain	0	\$0	0	\$0	0	\$0	0	\$0	0	\$0
Boulder City	0	\$0	0	\$0	0	\$0	0	\$0	0	\$0
Carson Valley	18	\$8,047	24	\$9,375	13	\$11,693	6	\$12,534	3	\$20,121
Churchill	1	\$17,721	1	\$15,808	3	\$15,463	7	\$8,113	4	\$12,035
Desert View	0	\$0	0	\$0	0	\$0	0	\$0	0	\$0
Grover C. Dils	0	\$0	0	\$0	0	\$0	0	\$0	0	\$0
Humboldt	0	\$0	0	\$0	1	\$9,432	0	\$0	3	\$8,049
Incline Village	0	\$0	0	\$0	0	\$0	0	\$0	0	\$0
Mesa View	0	\$0	0	\$0	0	\$0	0	\$0	0	\$0
Mount Grant	0	\$0	0	\$0	0	\$0	0	\$0	0	\$0
Northeastern	1	\$7,237	0	\$0	0	\$0	0	\$0	2	\$10,914
Nye	0	\$0	0	\$0	0	\$0	0	\$0	0	\$0
Pershing	0	\$0	0	\$0	0	\$0	0	\$0	0	\$0
South Lyon	0	\$0	0	\$0	0	\$0	0	\$0	0	\$0
William Bee Ririe	0	\$0	0	\$0	0	\$0	0	\$0	0	\$0
Total	20	\$8,491	25	\$9,632	17	\$12,226	13	\$10,154	12	\$12,873
All Counties	615	\$17,158	577	\$18,761	984	\$20,800	1,102	\$23,411	1,030	\$27,094

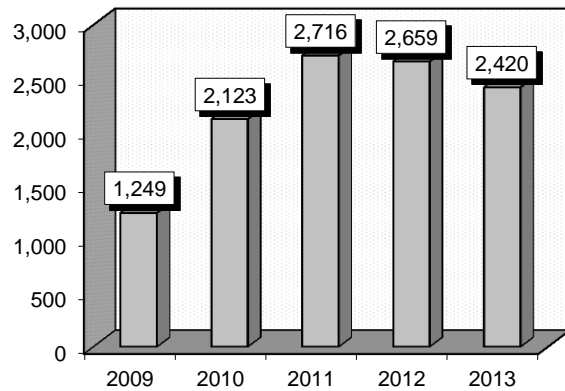
Level I Arthroscopy (00037)

Diagnoses: that frequently accompanied Level I Arthroscopy were: 1) Chondromalacia of patella (7177), 2) Tear of medial cartilage or meniscus of knee, current (8360), 3) Synovitis and tenosynovitis, unspecified (72700), 4) Chondromalacia (73392), 5) Carpal tunnel syndrome (3540), 6) Osteoarthritis, localized, not specified whether primary or secondary, lower leg (71536), 7) Derangement of lateral meniscus, unspecified (71740), 8) Disorders of bursae and tendons in shoulder region, unspecified (72610).

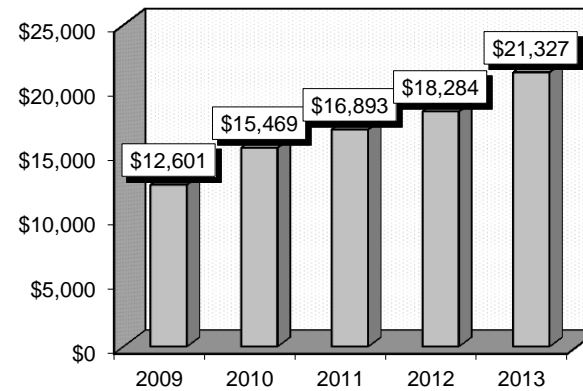
Definitions: **Arthroscopy:** Repair of a damaged joint. **Synovitis:** Inflammation of a synovial (joint-lining) membrane, usually painful, particularly on motion, and characterized by swelling. **Tenosynovitis:** Inflammation and swelling of a tendon, typically in the wrist, often caused by repetitive movements such as typing. **Chondromalacia of Patella:** inflammation of the underside of the patella. **Patella:** Kneecap. **Meniscus:** A rubbery, C-shaped disc that cushions your knee. **Chondromalacia:** Inflammation of the underside of the patella. **Osteoarthritis:** Degenerative arthritis or degenerative joint disease.

Gender	2009		2010		2011		2012		2013	
	Cases	Avg Bill	Cases	Avg Bill	Cases	Avg Bill	Cases	Avg Bill	Cases	Avg Bill
Male	653	\$12,382	1,026	\$15,017	1,316	\$16,512	1,264	\$18,110	1,131	\$20,802
Female	596	\$12,840	1,097	\$15,892	1,400	\$17,251	1,395	\$18,443	1,289	\$21,787
Age Group	Cases	Avg Bill	Cases	Avg Bill	Cases	Avg Bill	Cases	Avg Bill	Cases	Avg Bill
0-17	34	\$10,706	70	\$15,733	81	\$17,204	58	\$19,749	66	\$20,747
18-35	198	\$13,369	298	\$15,715	348	\$17,663	304	\$18,890	297	\$21,882
36-49	328	\$13,381	559	\$15,871	678	\$17,496	654	\$18,405	564	\$22,047
50-64	451	\$12,747	751	\$15,160	1,013	\$16,527	1,048	\$18,073	909	\$21,426
65+	238	\$10,877	445	\$15,281	596	\$16,337	595	\$18,072	584	\$20,259
Total	1,249	\$12,601	2,123	\$15,469	2,716	\$16,893	2,659	\$18,284	2,420	\$21,327

Patient Discharges



Average Billed Charges



County / Hospital	2009		2010		2011		2012		2013	
	Cases	Avg Bill	Cases	Avg Bill	Cases	Avg Bill	Cases	Avg Bill	Cases	Avg Bill
Clark										
Centennial Hills	85	\$16,924	0	\$0	179	\$20,370	242	\$23,203	238	\$27,997
Desert Springs	69	\$21,661	160	\$23,326	187	\$26,030	218	\$30,874	145	\$38,457
Mountain View	0	\$0	0	\$0	0	\$0	0	\$0	0	\$0
North Vista	0	\$0	0	\$0	0	\$0	0	\$0	0	\$0
Southern Hills	0	\$0	0	\$0	0	\$0	0	\$0	0	\$0
Spring Valley	55	\$17,722	0	\$0	231	\$21,986	229	\$22,947	149	\$26,524
St. Rose-Rose de Lima	0	\$0	194	\$24,435	196	\$23,511	134	\$27,265	145	\$29,854
St. Rose-San Martin	0	\$0	117	\$16,131	128	\$13,531	129	\$17,322	102	\$20,283
St. Rose-Siena	0	\$0	263	\$20,898	382	\$19,131	411	\$20,462	459	\$22,829
Summerlin	34	\$16,469	0	\$0	71	\$20,960	50	\$24,810	50	\$26,962
Sunrise	0	\$0	0	\$0	0	\$0	0	\$0	0	\$0
UMC	13	\$10,498	15	\$11,686	13	\$11,351	9	\$11,728	55	\$14,613
Valley	87	\$17,271	156	\$21,408	144	\$24,594	113	\$25,702	160	\$27,486
Total	343	\$17,804	905	\$21,404	1,531	\$21,175	1,535	\$23,550	1,503	\$26,359
Washoe										
Carson Tahoe	0	\$0	0	\$0	0	\$0	1	\$34,230	0	\$0
Northern Nevada	131	\$15,111	292	\$16,219	227	\$16,800	146	\$16,667	156	\$19,222
Renown Regional	181	\$8,286	181	\$8,341	186	\$7,646	174	\$7,893	174	\$9,469
Renown S. Meadows	140	\$9,443	233	\$8,982	329	\$8,760	237	\$8,960	180	\$9,496
Saint Mary's	81	\$19,963	55	\$18,990	57	\$19,534	55	\$18,176	43	\$18,640
Sierra Surgery	187	\$8,296	182	\$8,395	92	\$8,887	193	\$8,857	0	\$0
Total	720	\$11,069	943	\$11,570	891	\$11,278	806	\$10,761	553	\$12,942
Rural										
Battle Mountain	0	\$0	0	\$0	0	\$0	0	\$0	0	\$0
Boulder City	0	\$0	0	\$0	0	\$0	0	\$0	0	\$0
Carson Valley	147	\$7,963	196	\$8,276	160	\$11,130	130	\$12,824	116	\$11,683
Churchill	4	\$17,887	4	\$10,845	21	\$13,886	41	\$12,693	102	\$13,675
Desert View	3	\$5,140	9	\$7,378	5	\$7,853	29	\$9,239	59	\$11,488
Grover C. Dils	0	\$0	0	\$0	0	\$0	0	\$0	0	\$0
Humboldt	3	\$7,460	12	\$7,990	14	\$11,516	15	\$8,850	12	\$10,167
Incline Village	13	\$13,920	40	\$14,230	45	\$12,658	39	\$10,851	50	\$19,450
Mesa View	0	\$0	0	\$0	0	\$0	0	\$0	0	\$0
Mount Grant	0	\$0	0	\$0	0	\$0	0	\$0	0	\$0
Northeastern	15	\$12,727	14	\$11,631	49	\$11,665	64	\$12,264	25	\$12,546
Nye	0	\$0	0	\$0	0	\$0	0	\$0	0	\$0
Pershing	0	\$0	0	\$0	0	\$0	0	\$0	0	\$0
South Lyon	0	\$0	0	\$0	0	\$0	0	\$0	0	\$0
William Bee Ririe	1	\$9,782	0	\$0	0	\$0	0	\$0	0	\$0
Total	186	\$8,933	275	\$9,308	294	\$11,613	318	\$11,938	364	\$13,286
All Counties	1,249	\$12,601	2,123	\$15,469	2,716	\$16,893	2,659	\$18,284	2,420	\$21,327

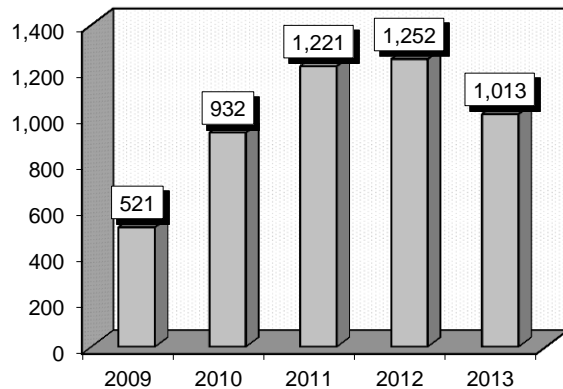
Level II Arthroscopy (00038)

Diagnoses: that frequently accompanied Level II Arthroscopy were: 1) Disorders of bursae and tendons in shoulder region, unspecified (72610), 2) Superior glenoid labrum lesion (8407), 3) Rotator cuff (capsule) sprain (8404), 4) Sprain of cruciate ligament of knee (8442), 5) Synovitis and tenosynovitis, unspecified (72700), 6) Complete rupture of rotator cuff (72761), 7) Tear of medial cartilage or meniscus of knee, current (8360), 8) Tear of lateral cartilage or meniscus of knee, current (8361), 9) Chondromalacia (73392).

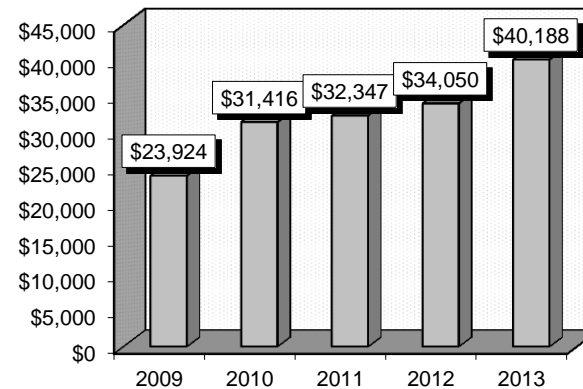
Definitions: **Arthroscopy:** Repair of a damaged joint. **Bursae:** A fluid-filled sac or saclike cavity, esp. one countering friction at a joint. **Glenoid Labrum:** The glenoid labrum is a ring of fibrocartilage that runs around the cavity of the scapula (wingbone). **Synovitis:** Inflammation of a synovial (joint-lining) membrane, usually painful, particularly on motion, and characterized by swelling. **Tenosynovitis:** Inflammation and swelling of a tendon, typically in the wrist, often caused by repetitive movements such as typing. **Chondromalacia:** Degeneration and inflammation of joint cartilage.

Gender	2009		2010		2011		2012		2013	
	Cases	Avg Bill	Cases	Avg Bill	Cases	Avg Bill	Cases	Avg Bill	Cases	Avg Bill
Male	325	\$24,615	540	\$31,388	678	\$32,298	675	\$33,987	589	\$39,741
Female	196	\$22,779	392	\$31,455	543	\$32,407	577	\$34,124	424	\$40,809
Age Group	Cases	Avg Bill	Cases	Avg Bill	Cases	Avg Bill	Cases	Avg Bill	Cases	Avg Bill
0-17	33	\$24,476	38	\$30,697	66	\$33,257	75	\$34,882	66	\$39,906
18-35	143	\$25,085	197	\$28,494	240	\$31,925	244	\$33,724	203	\$38,916
36-49	118	\$24,948	191	\$33,696	285	\$30,945	295	\$32,442	222	\$40,419
50-64	126	\$25,044	266	\$32,023	327	\$31,011	359	\$33,462	321	\$40,484
65+	101	\$19,507	240	\$31,442	303	\$35,243	279	\$36,571	201	\$40,838
Total	521	\$23,924	932	\$31,416	1,221	\$32,347	1,252	\$34,050	1,013	\$40,188

Patient Discharges



Average Billed Charges



County / Hospital	2009		2010		2011		2012		2013	
	Cases	Avg Bill	Cases	Avg Bill	Cases	Avg Bill	Cases	Avg Bill	Cases	Avg Bill
Clark										
Centennial Hills	60	\$24,230	0	\$0	93	\$34,572	113	\$35,254	74	\$44,217
Desert Springs	47	\$30,363	65	\$35,605	86	\$39,348	106	\$41,710	67	\$48,109
Mountain View	0	\$0	0	\$0	0	\$0	0	\$0	0	\$0
North Vista	0	\$0	0	\$0	0	\$0	0	\$0	0	\$0
Southern Hills	0	\$0	0	\$0	0	\$0	0	\$0	0	\$0
Spring Valley	28	\$29,624	0	\$0	92	\$34,181	74	\$36,154	31	\$40,513
St. Rose-Rose de Lima	0	\$0	104	\$50,618	81	\$48,156	64	\$50,086	54	\$55,477
St. Rose-San Martin	0	\$0	44	\$40,927	40	\$37,125	49	\$38,914	58	\$45,793
St. Rose-Siena	0	\$0	221	\$39,334	263	\$40,338	243	\$44,946	257	\$48,258
Summerlin	22	\$30,855	0	\$0	25	\$35,883	31	\$38,856	28	\$46,619
Sunrise	0	\$0	0	\$0	0	\$0	0	\$0	0	\$0
UMC	0	\$0	5	\$18,031	0	\$0	1	\$24,517	14	\$31,896
Valley	28	\$37,346	34	\$37,974	29	\$45,636	34	\$45,138	55	\$48,059
Total	185	\$29,377	473	\$41,128	709	\$39,434	715	\$41,788	638	\$47,336
Washoe										
Carson Tahoe	0	\$0	0	\$0	0	\$0	0	\$0	0	\$0
Northern Nevada	38	\$26,394	82	\$28,546	95	\$31,796	99	\$29,219	70	\$36,821
Renown Regional	51	\$19,342	64	\$20,290	57	\$18,966	59	\$23,117	42	\$24,972
Renown S. Meadows	87	\$17,231	133	\$17,569	202	\$15,531	190	\$18,039	136	\$22,725
Saint Mary's	28	\$40,635	12	\$40,148	12	\$35,611	14	\$33,919	17	\$33,752
Sierra Surgery	55	\$16,047	55	\$19,373	34	\$23,479	68	\$23,344	0	\$0
Total	259	\$21,270	346	\$21,744	400	\$21,161	430	\$22,666	265	\$27,512
Rural										
Battle Mountain	0	\$0	0	\$0	0	\$0	0	\$0	0	\$0
Boulder City	0	\$0	0	\$0	0	\$0	0	\$0	0	\$0
Carson Valley	59	\$19,298	77	\$20,410	61	\$29,535	51	\$30,048	74	\$30,239
Churchill	1	\$27,667	4	\$20,405	6	\$29,788	2	\$31,462	14	\$29,271
Desert View	3	\$12,600	5	\$10,548	1	\$8,741	6	\$19,695	5	\$20,080
Grover C. Dils	0	\$0	0	\$0	0	\$0	0	\$0	0	\$0
Humboldt	0	\$0	2	\$19,690	6	\$24,484	2	\$28,797	2	\$23,920
Incline Village	11	\$23,421	20	\$23,062	32	\$25,128	30	\$27,852	8	\$28,037
Mesa View	0	\$0	0	\$0	0	\$0	0	\$0	0	\$0
Mount Grant	0	\$0	0	\$0	0	\$0	0	\$0	0	\$0
Northeastern	3	\$19,741	5	\$19,302	6	\$21,972	16	\$25,000	7	\$28,472
Nye	0	\$0	0	\$0	0	\$0	0	\$0	0	\$0
Pershing	0	\$0	0	\$0	0	\$0	0	\$0	0	\$0
South Lyon	0	\$0	0	\$0	0	\$0	0	\$0	0	\$0
William Bee Ririe	0	\$0	0	\$0	0	\$0	0	\$0	0	\$0
Total	77	\$19,752	113	\$20,381	112	\$27,428	107	\$28,100	110	\$29,266
All Counties	521	\$23,924	932	\$31,416	1,221	\$32,347	1,252	\$34,050	1,013	\$40,188

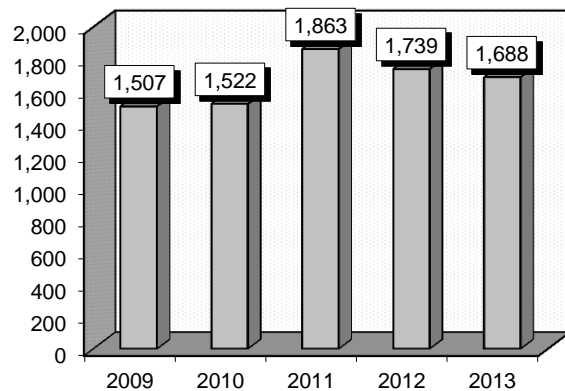
Needle And Catheter Biopsy, Aspiration, Lavage And Intubation (00061)

Diagnoses: that frequently accompanied Needle And Catheter Biopsy, Aspiration, Lavage And Intubation were: 1) Other ascites (78959), 2) Cirrhosis of liver without mention of alcohol (5715), 3) Malignant neoplasm of upper lobe, bronchus or lung (1623), 4) Tobacco use disorder (3051), 5) Swelling, mass, or lump in chest (7866), 6) Benign neoplasm of breast (217), 7) Malignant neoplasm of bronchus and lung, unspecified (1629), 8) Iatrogenic pneumothorax (5121), 9) Lump or mass in breast (61172).

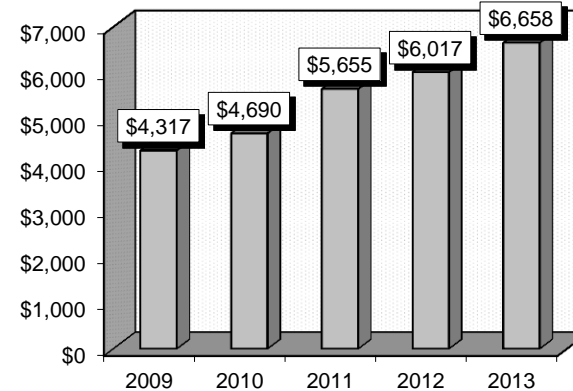
Definitions: **Biopsy:** An examination of tissue removed from a living body to discover the presence, cause, or extent of a disease. **Aspiration:** Removal by suction, as the removal of fluid or gas from a body cavity or the procurement of biopsy specimens. **Ascites:** The accumulation of fluid in the peritoneal cavity, causing abdominal swelling. **Cirrhosis:** A chronic disease of the liver marked by degeneration of cells, inflammation, and fibrous thickening of tissue. **Neoplasm:** Tumor; any new and abnormal growth, specifically one in which cell multiplication is uncontrolled and progressive. **Iatrogenic Pneumothorax:** Pneumothorax caused by a medical procedure, most often central venous catheter insertion, thoracentesis, or transbronchial and transthoracic lung biopsy. **Pneumothorax:** The presence of air or gas in the cavity between the lungs and the chest wall, causing collapse of the lung.

Gender	2009		2010		2011		2012		2013	
	Cases	Avg Bill	Cases	Avg Bill	Cases	Avg Bill	Cases	Avg Bill	Cases	Avg Bill
Male	726	\$4,245	684	\$4,842	830	\$5,719	783	\$6,154	842	\$6,351
Female	781	\$4,384	838	\$4,566	1,033	\$5,604	956	\$5,905	846	\$6,964
Age Group	Cases	Avg Bill	Cases	Avg Bill	Cases	Avg Bill	Cases	Avg Bill	Cases	Avg Bill
0-17	6	\$7,404	5	\$6,161	11	\$7,376	8	\$14,172	8	\$13,074
18-35	62	\$3,473	75	\$4,589	92	\$5,776	75	\$5,004	50	\$4,823
36-49	235	\$4,348	237	\$4,294	269	\$5,363	193	\$5,220	249	\$6,244
50-64	584	\$4,096	539	\$4,525	679	\$5,133	632	\$5,418	548	\$5,450
65+	620	\$4,568	666	\$4,966	812	\$6,151	831	\$6,670	833	\$7,626
Total	1,507	\$4,317	1,522	\$4,690	1,863	\$5,655	1,739	\$6,017	1,688	\$6,658

Patient Discharges



Average Billed Charges



County / Hospital	2009		2010		2011		2012		2013	
	Cases	Avg Bill	Cases	Avg Bill	Cases	Avg Bill	Cases	Avg Bill	Cases	Avg Bill
Clark										
Centennial Hills	33	\$5,455	0	\$0	45	\$5,941	53	\$8,850	80	\$7,718
Desert Springs	124	\$6,281	125	\$7,550	133	\$8,763	169	\$9,936	159	\$9,545
Mountain View	0	\$0	0	\$0	0	\$0	0	\$0	0	\$0
North Vista	41	\$5,217	42	\$5,728	11	\$7,742	49	\$4,900	34	\$3,669
Southern Hills	0	\$0	0	\$0	0	\$0	0	\$0	0	\$0
Spring Valley	49	\$4,554	0	\$0	74	\$7,605	41	\$9,006	83	\$9,358
St. Rose-Rose de Lima	0	\$0	83	\$4,212	62	\$5,341	47	\$7,204	100	\$8,210
St. Rose-San Martin	0	\$0	110	\$3,935	132	\$5,785	75	\$5,152	61	\$7,202
St. Rose-Siena	0	\$0	79	\$5,163	121	\$7,272	117	\$7,033	130	\$9,503
Summerlin	144	\$5,536	0	\$0	133	\$6,698	163	\$8,671	224	\$7,984
Sunrise	0	\$0	0	\$0	0	\$0	0	\$0	0	\$0
UMC	45	\$4,489	31	\$5,282	37	\$6,200	34	\$4,654	46	\$5,258
Valley	32	\$5,178	50	\$6,931	57	\$7,682	35	\$10,862	51	\$8,013
Total	468	\$5,472	520	\$5,548	805	\$6,973	783	\$7,991	968	\$8,235
Washoe										
Carson Tahoe	147	\$3,774	116	\$4,121	209	\$4,322	195	\$3,943	262	\$4,142
Northern Nevada	28	\$3,356	41	\$3,162	23	\$3,491	27	\$3,674	21	\$3,649
Renown Regional	20	\$7,326	16	\$8,173	13	\$7,043	6	\$8,886	5	\$7,800
Renown S. Meadows	1	\$10,635	0	\$0	2	\$8,504	1	\$10,843	2	\$5,979
Saint Mary's	585	\$3,878	589	\$4,371	597	\$5,038	535	\$4,776	329	\$4,907
Sierra Surgery	109	\$3,108	120	\$3,111	96	\$3,423	96	\$3,244	7	\$5,345
Total	890	\$3,835	882	\$4,179	940	\$4,711	860	\$4,417	626	\$4,576
Rural										
Battle Mountain	0	\$0	0	\$0	0	\$0	0	\$0	0	\$0
Boulder City	0	\$0	0	\$0	0	\$0	0	\$0	0	\$0
Carson Valley	115	\$3,962	77	\$6,151	92	\$4,418	74	\$4,790	45	\$5,632
Churchill	0	\$0	1	\$2,725	8	\$4,329	0	\$0	0	\$0
Desert View	1	\$2,541	2	\$3,084	0	\$0	0	\$0	1	\$20,064
Grover C. Dils	0	\$0	0	\$0	0	\$0	0	\$0	0	\$0
Humboldt	0	\$0	0	\$0	1	\$2,817	5	\$4,068	6	\$4,871
Incline Village	0	\$0	0	\$0	0	\$0	0	\$0	0	\$0
Mesa View	2	\$1,971	0	\$0	0	\$0	0	\$0	0	\$0
Mount Grant	5	\$1,729	1	\$1,501	3	\$1,761	3	\$1,282	4	\$1,828
Northeastern	20	\$2,071	39	\$2,137	12	\$3,423	9	\$2,438	15	\$3,435
Nye	0	\$0	0	\$0	0	\$0	2	\$1,585	0	\$0
Pershing	0	\$0	0	\$0	0	\$0	0	\$0	0	\$0
South Lyon	0	\$0	0	\$0	0	\$0	0	\$0	0	\$0
William Bee Ririe	6	\$3,219	0	\$0	2	\$1,583	3	\$1,326	23	\$1,819
Total	149	\$3,567	120	\$4,728	118	\$4,181	96	\$4,247	94	\$4,291
All Counties	1,507	\$4,317	1,522	\$4,690	1,863	\$5,655	1,739	\$6,017	1,688	\$6,658

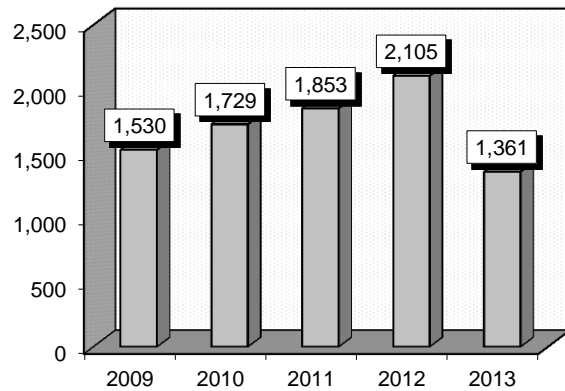
Diagnostic Upper GI Endoscopy Or Intubation (00134)

Diagnoses: that frequently accompanied Diagnostic Upper GI Endoscopy Or Intubation were: 1) Esophageal reflux (53081), 2) Internal hemorrhoids without mention of complication (4550), 3) Diverticulosis of colon (without mention of hemorrhage) (56210), 4) Atrophic gastritis, without mention of hemorrhage (53510), 5) Dyspepsia and other specified disorders of function of stomach (5368), 6) Dysphagia, unspecified (78720), 7) Esophagitis, unspecified (53010), 8) Helicobacter pylori [H. pylori] (04186), 9) Duodenitis, without mention of hemorrhage (53560), 10) Benign neoplasm of stomach (2111).

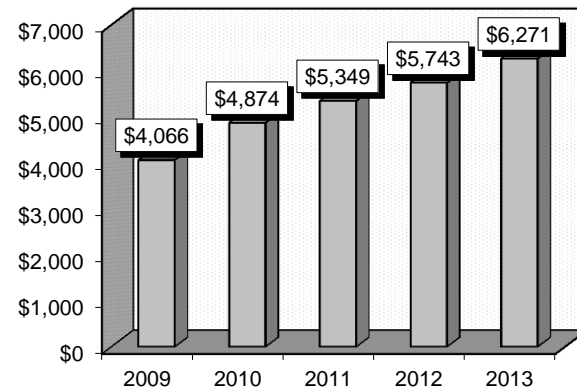
Definitions: **Endoscopy:** Visual examination of the interior of a hollow body organ by use of an endoscope. **Intubation:** The insertion of a cannula or tube into a hollow body organ. **Diverticulosis:** A condition in which diverticula are present in the intestine without signs of inflammation. **Diverticula:** Small bulging pouches that can form in the digestive tract. **Dyspepsia:** Indigestion. **Dysphagia:** Difficulty in swallowing. **Esophagitis:** Inflammation of the esophagus. **Duodenitis:** Inflammation of the duodenum. **Duodenum:** The first part of the small intestine immediately beyond the stomach.

Gender	2009		2010		2011		2012		2013	
	Cases	Avg Bill	Cases	Avg Bill	Cases	Avg Bill	Cases	Avg Bill	Cases	Avg Bill
Male	681	\$4,171	770	\$4,838	857	\$5,346	889	\$5,568	583	\$6,751
Female	849	\$3,981	959	\$4,903	996	\$5,351	1,216	\$5,870	778	\$5,912
Age Group	Cases	Avg Bill	Cases	Avg Bill	Cases	Avg Bill	Cases	Avg Bill	Cases	Avg Bill
0-17	124	\$5,299	111	\$5,898	99	\$6,470	84	\$6,495	74	\$6,575
18-35	165	\$3,738	170	\$5,074	190	\$5,145	195	\$5,665	136	\$5,078
36-49	362	\$3,996	367	\$5,020	376	\$5,400	365	\$5,652	246	\$5,893
50-64	472	\$4,295	598	\$4,987	693	\$5,534	799	\$5,909	472	\$6,176
65+	407	\$3,620	483	\$4,318	495	\$4,905	662	\$5,520	433	\$6,913
Total	1,530	\$4,066	1,729	\$4,874	1,853	\$5,349	2,105	\$5,743	1,361	\$6,271

Patient Discharges



Average Billed Charges



County / Hospital	2009		2010		2011		2012		2013	
	Cases	Avg Bill	Cases	Avg Bill	Cases	Avg Bill	Cases	Avg Bill	Cases	Avg Bill
Clark										
Centennial Hills	1	\$2,712	0	\$0	6	\$6,097	5	\$11,063	1	\$7,314
Desert Springs	5	\$4,224	16	\$14,055	19	\$8,892	8	\$11,861	12	\$19,675
Mountain View	0	\$0	0	\$0	0	\$0	0	\$0	0	\$0
North Vista	0	\$0	0	\$0	0	\$0	0	\$0	0	\$0
Southern Hills	0	\$0	0	\$0	0	\$0	0	\$0	0	\$0
Spring Valley	3	\$17,767	0	\$0	2	\$17,254	7	\$11,723	6	\$9,324
St. Rose-Rose de Lima	0	\$0	4	\$6,905	8	\$4,444	45	\$8,834	35	\$8,017
St. Rose-San Martin	0	\$0	7	\$6,571	6	\$8,772	9	\$6,812	5	\$11,870
St. Rose-Siena	0	\$0	8	\$6,761	17	\$6,904	16	\$7,995	11	\$9,397
Summerlin	0	\$0	0	\$0	7	\$11,360	5	\$15,432	13	\$11,766
Sunrise	0	\$0	0	\$0	0	\$0	0	\$0	0	\$0
UMC	1,140	\$4,235	1,273	\$5,116	1,411	\$5,615	1,447	\$5,905	761	\$6,591
Valley	2	\$642	7	\$870	1	\$132	4	\$3,659	5	\$6,936
Total	1,151	\$4,263	1,315	\$5,226	1,477	\$5,719	1,546	\$6,116	849	\$7,003
Washoe										
Carson Tahoe	2	\$13,271	3	\$7,670	3	\$8,689	3	\$8,266	2	\$5,833
Northern Nevada	1	\$11,275	4	\$10,718	4	\$8,139	89	\$8,856	89	\$9,752
Renown Regional	93	\$5,219	74	\$5,468	64	\$5,325	64	\$5,865	65	\$5,809
Renown S. Meadows	4	\$8,198	2	\$4,140	7	\$6,227	2	\$4,586	2	\$7,927
Saint Mary's	14	\$10,801	16	\$11,875	8	\$13,396	10	\$11,985	6	\$13,358
Sierra Surgery	3	\$6,120	0	\$0	1	\$7,139	0	\$0	0	\$0
Total	117	\$6,201	99	\$6,755	87	\$6,406	168	\$7,841	164	\$8,251
Rural										
Battle Mountain	0	\$0	0	\$0	0	\$0	0	\$0	0	\$0
Boulder City	0	\$0	0	\$0	0	\$0	0	\$0	0	\$0
Carson Valley	88	\$2,447	95	\$3,507	69	\$3,918	55	\$4,232	48	\$5,194
Churchill	1	\$3,113	26	\$3,038	24	\$4,142	165	\$3,924	160	\$3,603
Desert View	13	\$4,739	45	\$4,407	45	\$4,887	19	\$4,899	9	\$10,499
Grover C. Dils	0	\$0	0	\$0	0	\$0	0	\$0	0	\$0
Humboldt	13	\$2,088	36	\$2,284	80	\$2,271	67	\$2,342	72	\$2,399
Incline Village	0	\$0	0	\$0	0	\$0	0	\$0	0	\$0
Mesa View	0	\$0	0	\$0	0	\$0	0	\$0	0	\$0
Mount Grant	42	\$2,041	5	\$1,870	1	\$3,596	0	\$0	0	\$0
Northeastern	105	\$1,862	108	\$1,712	70	\$1,879	85	\$2,176	59	\$2,422
Nye	0	\$0	0	\$0	0	\$0	0	\$0	0	\$0
Pershing	0	\$0	0	\$0	0	\$0	0	\$0	0	\$0
South Lyon	0	\$0	0	\$0	0	\$0	0	\$0	0	\$0
William Bee Ririe	0	\$0	0	\$0	0	\$0	0	\$0	0	\$0
Total	262	\$2,246	315	\$2,816	289	\$3,136	391	\$3,364	348	\$3,552
All Counties	1,530	\$4,066	1,729	\$4,874	1,853	\$5,349	2,105	\$5,743	1,361	\$6,271

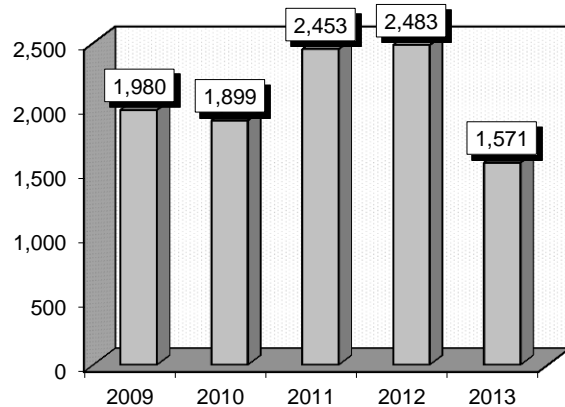
Diagnostic Lower Gastrointestinal Endoscopy (00136)

Diagnoses: that frequently accompanied Diagnostic Lower Gastrointestinal Endoscopy were: 1) Internal hemorrhoids without mention of complication (4550), 2) Diverticulosis of colon (without mention of hemorrhage) (56210), 3) Benign neoplasm of colon (2113), 4) Personal history of colonic polyps (V1272), 5) Benign neoplasm of rectum and anal canal (2114), 6) Blood in stool (5781), 7) Pure hypercholesterolemia (2720).

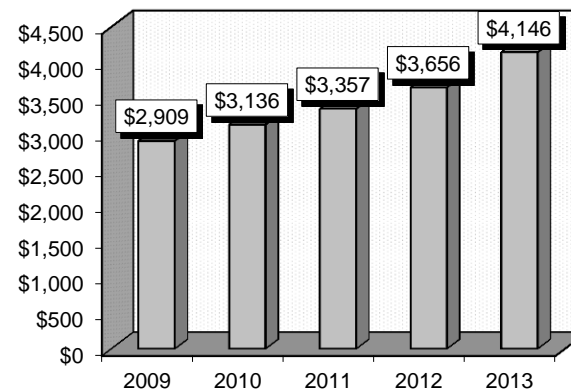
Definitions: Endoscopy: Visual examination of the interior of a hollow body organ by use of an endoscope. **Diverticulosis:** A condition in which diverticula are present in the intestine without signs of inflammation. **Polyps:** A small growth, typically benign and with a stalk, protruding from a mucous membrane. **Hypercholesterolemia:** An excess of cholesterol in the bloodstream.

Gender	2009		2010		2011		2012		2013	
	Cases	Avg Bill	Cases	Avg Bill	Cases	Avg Bill	Cases	Avg Bill	Cases	Avg Bill
Male	946	\$2,920	859	\$3,091	1,206	\$3,393	1,199	\$3,641	744	\$4,213
Female	1,034	\$2,899	1,040	\$3,173	1,247	\$3,322	1,284	\$3,670	827	\$4,087
Age Group	Cases	Avg Bill	Cases	Avg Bill	Cases	Avg Bill	Cases	Avg Bill	Cases	Avg Bill
0-17	22	\$4,285	14	\$5,435	20	\$5,414	16	\$6,258	16	\$9,624
18-35	94	\$3,210	93	\$3,198	115	\$3,277	95	\$4,068	87	\$4,240
36-49	299	\$2,961	236	\$3,155	273	\$3,416	212	\$3,677	157	\$4,062
50-64	901	\$2,835	899	\$3,053	1,221	\$3,304	1,176	\$3,413	720	\$3,863
65+	664	\$2,897	657	\$3,185	824	\$3,376	984	\$3,860	591	\$4,351
Total	1,980	\$2,909	1,899	\$3,136	2,453	\$3,357	2,483	\$3,656	1,571	\$4,146

Patient Discharges



Average Billed Charges



County / Hospital	2009		2010		2011		2012		2013	
	Cases	Avg Bill	Cases	Avg Bill	Cases	Avg Bill	Cases	Avg Bill	Cases	Avg Bill
Clark										
Centennial Hills	0	\$0	0	\$0	5	\$5,457	3	\$5,919	2	\$7,884
Desert Springs	2	\$3,386	37	\$3,750	43	\$4,621	47	\$5,220	36	\$7,802
Mountain View	0	\$0	0	\$0	0	\$0	0	\$0	0	\$0
North Vista	0	\$0	0	\$0	0	\$0	0	\$0	0	\$0
Southern Hills	0	\$0	0	\$0	0	\$0	0	\$0	0	\$0
Spring Valley	3	\$5,925	0	\$0	10	\$3,943	13	\$8,576	12	\$10,683
St. Rose-Rose de Lima	0	\$0	18	\$4,850	37	\$4,276	49	\$4,891	44	\$5,512
St. Rose-San Martin	0	\$0	16	\$3,803	17	\$3,822	33	\$5,418	22	\$5,743
St. Rose-Siena	0	\$0	20	\$3,288	86	\$3,478	81	\$3,840	94	\$4,800
Summerlin	9	\$4,616	0	\$0	24	\$5,392	20	\$7,986	19	\$9,797
Sunrise	0	\$0	0	\$0	0	\$0	0	\$0	0	\$0
UMC	1,452	\$3,147	1,289	\$3,348	1,636	\$3,503	1,337	\$3,613	489	\$3,827
Valley	0	\$0	0	\$0	4	\$7,135	24	\$5,478	12	\$8,243
Total	1,466	\$3,162	1,380	\$3,383	1,862	\$3,586	1,607	\$3,874	730	\$4,659
Washoe										
Carson Tahoe	0	\$0	0	\$0	0	\$0	0	\$0	0	\$0
Northern Nevada	1	\$5,248	2	\$3,492	4	\$7,151	35	\$8,838	71	\$9,305
Renown Regional	38	\$4,476	27	\$4,750	18	\$5,336	18	\$5,024	23	\$5,998
Renown S. Meadows	0	\$0	0	\$0	1	\$5,293	0	\$0	0	\$0
Saint Mary's	0	\$0	0	\$0	0	\$0	0	\$0	0	\$0
Sierra Surgery	0	\$0	0	\$0	0	\$0	0	\$0	0	\$0
Total	39	\$4,496	29	\$4,663	23	\$5,650	53	\$7,543	94	\$8,496
Rural										
Battle Mountain	0	\$0	0	\$0	0	\$0	0	\$0	0	\$0
Boulder City	0	\$0	0	\$0	0	\$0	0	\$0	0	\$0
Carson Valley	158	\$2,266	103	\$3,283	95	\$3,504	82	\$3,910	117	\$4,145
Churchill	0	\$0	27	\$2,978	49	\$3,493	286	\$3,391	239	\$3,153
Desert View	2	\$3,519	23	\$3,232	24	\$3,374	51	\$4,241	14	\$9,869
Grover C. Dils	0	\$0	0	\$0	0	\$0	0	\$0	0	\$0
Humboldt	34	\$2,399	58	\$2,161	124	\$2,086	129	\$2,277	152	\$2,216
Incline Village	0	\$0	0	\$0	0	\$0	0	\$0	0	\$0
Mesa View	0	\$0	0	\$0	0	\$0	0	\$0	0	\$0
Mount Grant	37	\$1,551	10	\$1,510	0	\$0	1	\$6,068	0	\$0
Northeastern	244	\$1,823	269	\$1,927	276	\$2,115	274	\$2,354	223	\$2,661
Nye	0	\$0	0	\$0	0	\$0	0	\$0	0	\$0
Pershing	0	\$0	0	\$0	0	\$0	0	\$0	0	\$0
South Lyon	0	\$0	0	\$0	0	\$0	0	\$0	0	\$0
William Bee Ririe	0	\$0	0	\$0	0	\$0	0	\$0	2	\$3,732
Total	475	\$1,998	490	\$2,350	568	\$2,513	823	\$2,979	747	\$3,098
All Counties	1,980	\$2,909	1,899	\$3,136	2,453	\$3,357	2,483	\$3,656	1,571	\$4,146

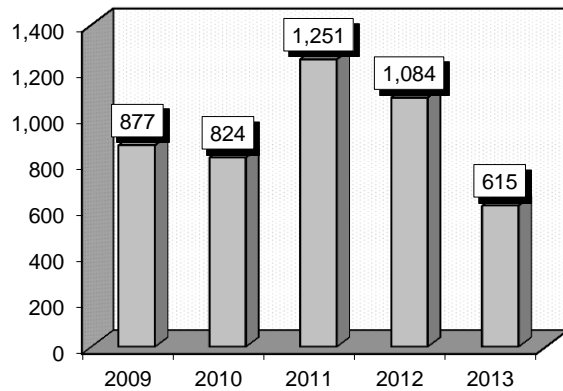
Therapeutic Colonoscopy (00137)

Diagnoses: that frequently accompanied Therapeutic Colonoscopy were: 1) Benign neoplasm of colon (2113), 2) Internal hemorrhoids without mention of complication (4550), 3) Diverticulosis of colon (without mention of hemorrhage) (56210), 4) Benign neoplasm of rectum and anal canal (2114), 5) Personal history of colonic polyps (V1272), 6) Family history of malignant neoplasm of gastrointestinal tract (V160), 7) External hemorrhoids without mention of complication (4553), 8) Diaphragmatic hernia without mention of obstruction or gangrene (5533), 9) Hemorrhage of rectum and anus (5693).

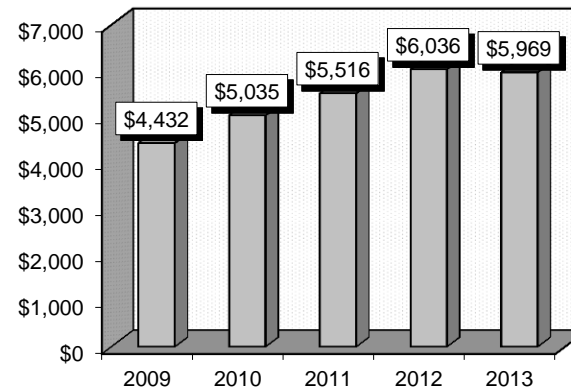
Definitions: Colonoscopy: Visual examination of the colon (with a colonoscope) from the cecum to the rectum. **Neoplasm:** Tumor; any new and abnormal growth, specifically one in which cell multiplication is uncontrolled and progressive. **Diverticulosis:** A condition in which diverticula are present in the intestine without signs of inflammation. **Polyps:** A small growth, typically benign and with a stalk, protruding from a mucous membrane. **Hemorrhage:** An escape of blood from a ruptured blood vessel.

	2009		2010		2011		2012		2013	
	Cases	Avg Bill	Cases	Avg Bill	Cases	Avg Bill	Cases	Avg Bill	Cases	Avg Bill
Gender										
Male	534	\$4,231	481	\$4,985	789	\$5,452	647	\$6,089	342	\$5,554
Female	343	\$4,745	343	\$5,105	462	\$5,626	437	\$5,957	273	\$6,488
Age Group										
0-17	1	\$6,034	0	\$0	2	\$8,614	1	\$4,685	2	\$12,036
18-35	16	\$5,227	8	\$5,305	21	\$6,078	11	\$6,906	8	\$5,814
36-49	104	\$4,783	83	\$5,652	103	\$5,776	87	\$6,548	44	\$6,528
50-64	431	\$4,459	429	\$4,725	628	\$5,429	519	\$5,933	284	\$5,909
65+	325	\$4,239	304	\$5,297	497	\$5,536	466	\$6,037	277	\$5,903
Total	877	\$4,432	824	\$5,035	1,251	\$5,516	1,084	\$6,036	615	\$5,969

Patient Discharges



Average Billed Charges



County / Hospital	2009		2010		2011		2012		2013	
	Cases	Avg Bill	Cases	Avg Bill	Cases	Avg Bill	Cases	Avg Bill	Cases	Avg Bill
Clark										
Centennial Hills	0	\$0	0	\$0	0	\$0	0	\$0	0	\$0
Desert Springs	3	\$7,441	0	\$0	2	\$4,135	2	\$900	2	\$18,104
Mountain View	0	\$0	0	\$0	0	\$0	0	\$0	0	\$0
North Vista	0	\$0	0	\$0	0	\$0	1	\$28,540	0	\$0
Southern Hills	0	\$0	0	\$0	0	\$0	0	\$0	0	\$0
Spring Valley	1	\$391	0	\$0	0	\$0	0	\$0	0	\$0
St. Rose-Rose de Lima	0	\$0	2	\$9,892	0	\$0	0	\$0	0	\$0
St. Rose-San Martin	0	\$0	0	\$0	1	\$21,616	2	\$13,698	2	\$8,822
St. Rose-Siena	0	\$0	2	\$5,951	0	\$0	1	\$13,507	2	\$14,508
Summerlin	1	\$16,777	0	\$0	0	\$0	1	\$711	1	\$15,827
Sunrise	0	\$0	0	\$0	0	\$0	0	\$0	0	\$0
UMC	657	\$4,990	566	\$5,938	959	\$6,157	749	\$6,662	316	\$6,593
Valley	1	\$844	1	\$1,578	0	\$0	2	\$16,541	0	\$0
Total	663	\$5,006	571	\$5,944	962	\$6,169	758	\$6,722	323	\$6,756
Washoe										
Carson Tahoe	0	\$0	0	\$0	0	\$0	0	\$0	0	\$0
Northern Nevada	1	\$1,032	0	\$0	0	\$0	18	\$10,128	28	\$10,490
Renown Regional	18	\$6,011	17	\$5,657	16	\$5,857	21	\$5,313	19	\$7,027
Renown S. Meadows	0	\$0	0	\$0	0	\$0	0	\$0	0	\$0
Saint Mary's	1	\$20,053	1	\$15,856	1	\$21,049	1	\$24,926	0	\$0
Sierra Surgery	0	\$0	0	\$0	0	\$0	0	\$0	0	\$0
Total	20	\$6,464	18	\$6,223	17	\$6,750	40	\$7,970	47	\$9,090
Rural										
Battle Mountain	0	\$0	0	\$0	0	\$0	0	\$0	0	\$0
Boulder City	0	\$0	0	\$0	0	\$0	0	\$0	0	\$0
Carson Valley	52	\$2,834	59	\$3,578	43	\$5,144	35	\$6,022	44	\$5,988
Churchill	1	\$2,906	11	\$3,319	27	\$4,326	98	\$4,101	72	\$4,594
Desert View	4	\$3,127	17	\$4,375	7	\$3,530	29	\$5,697	5	\$14,261
Grover C. Dils	0	\$0	0	\$0	0	\$0	0	\$0	0	\$0
Humboldt	7	\$2,949	21	\$2,384	58	\$2,685	46	\$2,399	55	\$2,509
Incline Village	0	\$0	0	\$0	0	\$0	0	\$0	0	\$0
Mesa View	0	\$0	0	\$0	0	\$0	0	\$0	0	\$0
Mount Grant	33	\$2,090	9	\$1,793	0	\$0	0	\$0	0	\$0
Northeastern	97	\$1,920	118	\$2,155	137	\$2,430	78	\$3,084	69	\$3,738
Nye	0	\$0	0	\$0	0	\$0	0	\$0	0	\$0
Pershing	0	\$0	0	\$0	0	\$0	0	\$0	0	\$0
South Lyon	0	\$0	0	\$0	0	\$0	0	\$0	0	\$0
William Bee Ririe	0	\$0	0	\$0	0	\$0	0	\$0	0	\$0
Total	194	\$2,261	235	\$2,734	272	\$3,130	286	\$3,947	245	\$4,332
All Counties	877	\$4,432	824	\$5,035	1,251	\$5,516	1,084	\$6,036	615	\$5,969

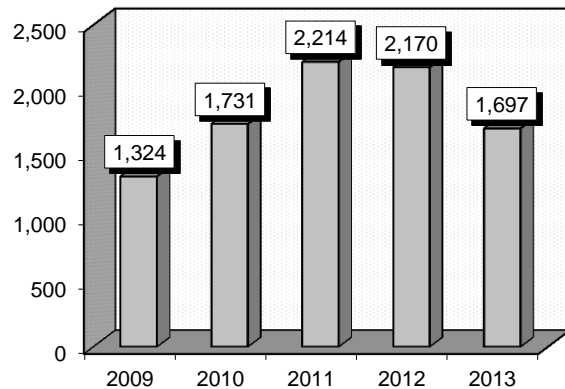
Level I Hernia Repair (00139)

Diagnoses: that frequently accompanied Level I Hernia Repair were: 1) Inguinal hernia, without mention of obstruction or gangrene, unilateral or unspecified (not specified as recurrent) (55090), 2) Umbilical hernia without mention of obstruction or gangrene (5531), 3) Umbilical hernia with obstruction (5521), 4) Hydrocele, unspecified (6039), 5) Pure hypercholesterolemia (2720), 6) Obesity, unspecified (27800), 7) Coronary atherosclerosis of native coronary artery (41401), 8) Long-term (current) use of other medications (V5869).

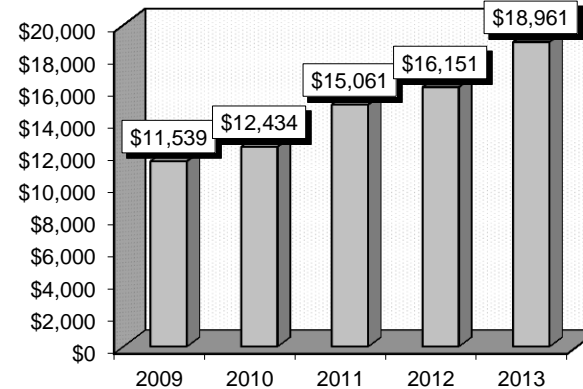
Definitions: LEVEL: Type of evidence used in the selection of certain courses of treatment. I - Randomized controlled trials, II - case-control studies, III - opinions of expert panels. **Inguinal hernia:** Hernia in which a loop of intestine enters the inguinal canal; the most common type of hernia in males. **Inguinal Canal:** In males it is the passage through which the testes descend into the scrotum and it contains the spermatic cord; in females it transmits the round ligament of the uterus. **Hydrocele:** Accumulation of serous fluid in a body sac. **Serous Fluid:** Bodily fluids that are typically pale yellow and transparent, and of a benign nature, that fill the inside of body cavities.

Gender	2009		2010		2011		2012		2013	
	Cases	Avg Bill	Cases	Avg Bill	Cases	Avg Bill	Cases	Avg Bill	Cases	Avg Bill
Male	1,077	\$11,650	1,437	\$12,694	1,864	\$15,324	1,844	\$16,430	1,398	\$19,338
Female	247	\$11,057	294	\$11,161	350	\$13,658	326	\$14,577	299	\$17,198
Age Group	Cases	Avg Bill	Cases	Avg Bill	Cases	Avg Bill	Cases	Avg Bill	Cases	Avg Bill
0-17	298	\$9,115	308	\$9,935	377	\$11,349	372	\$13,353	317	\$16,091
18-35	158	\$11,924	183	\$12,716	256	\$15,635	236	\$15,720	168	\$18,792
36-49	235	\$12,184	292	\$13,535	478	\$16,201	409	\$16,781	343	\$19,271
50-64	320	\$12,730	460	\$12,907	560	\$15,993	565	\$17,480	420	\$19,965
65+	313	\$11,952	488	\$12,800	543	\$15,401	588	\$16,380	449	\$19,875
Total	1,324	\$11,539	1,731	\$12,434	2,214	\$15,061	2,170	\$16,151	1,697	\$18,961

Patient Discharges



Average Billed Charges



County / Hospital	2009		2010		2011		2012		2013	
	Cases	Avg Bill	Cases	Avg Bill	Cases	Avg Bill	Cases	Avg Bill	Cases	Avg Bill
Clark										
Centennial Hills	27	\$17,435	0	\$0	57	\$23,523	35	\$26,305	17	\$31,028
Desert Springs	62	\$21,891	105	\$24,424	99	\$28,138	87	\$31,429	46	\$36,828
Mountain View	0	\$0	0	\$0	0	\$0	0	\$0	0	\$0
North Vista	0	\$0	0	\$0	0	\$0	0	\$0	1	\$16,567
Southern Hills	0	\$0	0	\$0	0	\$0	0	\$0	0	\$0
Spring Valley	74	\$17,625	0	\$0	105	\$23,337	86	\$25,434	79	\$28,607
St. Rose-Rose de Lima	0	\$0	89	\$14,360	100	\$15,341	112	\$16,466	89	\$17,957
St. Rose-San Martin	0	\$0	80	\$13,013	76	\$14,457	77	\$16,057	101	\$19,529
St. Rose-Siena	0	\$0	349	\$12,822	402	\$13,501	401	\$15,230	297	\$17,787
Summerlin	164	\$12,980	0	\$0	270	\$19,266	365	\$20,836	358	\$23,815
Sunrise	0	\$0	0	\$0	0	\$0	0	\$0	0	\$0
UMC	58	\$5,809	62	\$6,822	52	\$7,064	32	\$7,886	43	\$9,837
Valley	79	\$16,839	92	\$18,505	122	\$21,860	84	\$24,132	124	\$26,097
Total	464	\$14,931	777	\$14,780	1,283	\$17,828	1,279	\$19,480	1,155	\$22,109
Washoe										
Carson Tahoe	0	\$0	0	\$0	0	\$0	0	\$0	0	\$0
Northern Nevada	16	\$15,260	26	\$15,394	23	\$14,493	40	\$16,340	46	\$18,949
Renown Regional	226	\$7,967	210	\$8,489	231	\$8,474	177	\$8,616	199	\$9,751
Renown S. Meadows	15	\$7,462	18	\$8,172	7	\$8,851	10	\$11,670	12	\$10,135
Saint Mary's	332	\$12,836	343	\$14,307	374	\$15,039	277	\$16,180	126	\$15,759
Sierra Surgery	193	\$6,844	239	\$7,359	175	\$7,525	249	\$7,821	0	\$0
Total	782	\$9,897	836	\$10,761	810	\$11,475	753	\$11,586	383	\$12,844
Rural										
Battle Mountain	0	\$0	0	\$0	0	\$0	0	\$0	0	\$0
Boulder City	0	\$0	0	\$0	0	\$0	0	\$0	0	\$0
Carson Valley	30	\$6,906	22	\$8,116	11	\$11,744	11	\$12,172	9	\$17,953
Churchill	1	\$9,795	12	\$9,674	14	\$10,738	42	\$9,880	35	\$10,695
Desert View	4	\$6,002	22	\$7,146	19	\$6,402	8	\$7,670	17	\$12,982
Grover C. Dils	0	\$0	0	\$0	0	\$0	0	\$0	0	\$0
Humboldt	7	\$11,737	14	\$10,907	18	\$12,790	11	\$12,967	30	\$9,662
Incline Village	0	\$0	0	\$0	0	\$0	0	\$0	0	\$0
Mesa View	0	\$0	0	\$0	0	\$0	0	\$0	0	\$0
Mount Grant	0	\$0	0	\$0	0	\$0	0	\$0	0	\$0
Northeastern	33	\$8,160	47	\$9,187	53	\$9,409	66	\$9,946	67	\$9,935
Nye	0	\$0	0	\$0	0	\$0	0	\$0	0	\$0
Pershing	0	\$0	0	\$0	0	\$0	0	\$0	0	\$0
South Lyon	0	\$0	0	\$0	0	\$0	0	\$0	0	\$0
William Bee Ririe	3	\$6,154	1	\$6,570	6	\$7,694	0	\$0	1	\$9,567
Total	78	\$7,832	118	\$8,838	121	\$9,721	138	\$10,212	159	\$10,828
All Counties	1,324	\$11,539	1,731	\$12,434	2,214	\$15,061	2,170	\$16,151	1,697	\$18,961

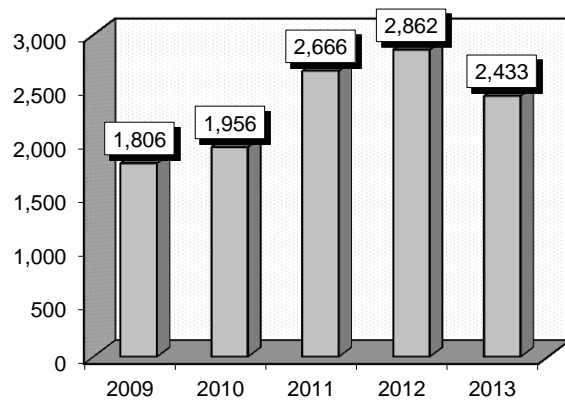
Level II Laparoscopy (00146)

Diagnoses: that frequently accompanied Level II Laparoscopy were: 1) Calculus of gallbladder with other cholecystitis, without mention of obstruction (57410), 2) Chronic cholecystitis (57511), 3) Sterilization (V252), 4) Pelvic peritoneal adhesions, female (postoperative) (postinfection) (6146), 5) Peritoneal adhesions (postoperative) (postinfection) (5680), 6) Morbid obesity (27801), 7) Umbilical hernia without mention of obstruction or gangrene (5531), 8) Incisional hernia without mention of obstruction or gangrene (55321), 9) Benign neoplasm of ovary (220).

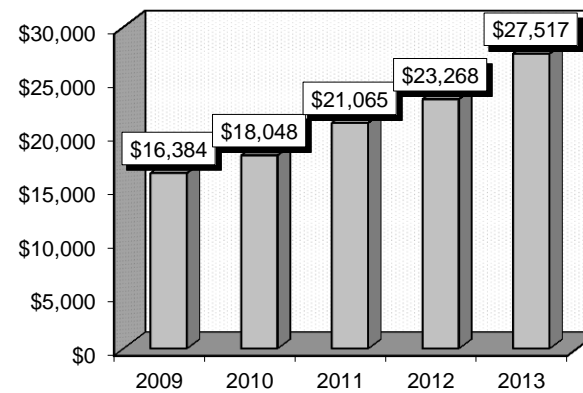
Definitions: LEVEL: Type of evidence used in the selection of certain courses of treatment. I - Randomized controlled trials, II - case-control studies, III - opinions of expert panels. **Cholecystitis:** Inflammation of the gallbladder. **Peritoneal Adhesions:** Condition in which bodily tissues that are normally separate grow together. A fibrous band of scar tissue that binds together normally separate anatomical structures. **Gangrene:** Localized death and decomposition of body tissue, resulting from either obstructed circulation or bacterial infection.

Gender	2009		2010		2011		2012		2013	
	Cases	Avg Bill	Cases	Avg Bill	Cases	Avg Bill	Cases	Avg Bill	Cases	Avg Bill
Male	518	\$16,251	534	\$18,714	741	\$21,144	848	\$23,120	716	\$27,254
Female	1,288	\$16,437	1,422	\$17,798	1,925	\$21,035	2,014	\$23,331	1,717	\$27,627
Age Group	Cases	Avg Bill	Cases	Avg Bill	Cases	Avg Bill	Cases	Avg Bill	Cases	Avg Bill
0-17	83	\$13,147	86	\$15,015	110	\$15,902	136	\$20,407	92	\$22,550
18-35	473	\$15,288	524	\$16,495	724	\$19,361	713	\$21,153	654	\$24,736
36-49	521	\$17,164	523	\$18,593	744	\$21,693	805	\$24,454	726	\$27,910
50-64	419	\$17,542	469	\$19,208	611	\$22,490	698	\$24,131	565	\$29,606
65+	310	\$16,046	354	\$18,743	477	\$22,038	510	\$23,936	396	\$29,566
Total	1,806	\$16,384	1,956	\$18,048	2,666	\$21,065	2,862	\$23,268	2,433	\$27,517

Patient Discharges



Average Billed Charges



County / Hospital	2009		2010		2011		2012		2013	
	Cases	Avg Bill	Cases	Avg Bill	Cases	Avg Bill	Cases	Avg Bill	Cases	Avg Bill
Clark										
Centennial Hills	38	\$18,661	0	\$0	107	\$27,121	97	\$29,316	118	\$38,210
Desert Springs	35	\$24,939	37	\$30,675	45	\$35,198	85	\$33,735	91	\$35,632
Mountain View	0	\$0	0	\$0	0	\$0	0	\$0	0	\$0
North Vista	0	\$0	0	\$0	0	\$0	0	\$0	0	\$0
Southern Hills	0	\$0	0	\$0	0	\$0	0	\$0	0	\$0
Spring Valley	95	\$19,103	0	\$0	197	\$25,273	170	\$28,334	161	\$34,351
St. Rose-Rose de Lima	0	\$0	100	\$21,754	72	\$23,082	77	\$23,888	78	\$26,101
St. Rose-San Martin	0	\$0	52	\$22,225	49	\$28,333	69	\$28,034	75	\$35,925
St. Rose-Siena	0	\$0	125	\$21,177	178	\$23,875	161	\$25,233	185	\$30,113
Summerlin	163	\$20,250	0	\$0	273	\$26,174	454	\$30,880	482	\$36,272
Sunrise	0	\$0	0	\$0	0	\$0	0	\$0	0	\$0
UMC	25	\$14,905	28	\$16,185	23	\$20,489	23	\$18,001	83	\$21,344
Valley	58	\$19,880	123	\$22,673	143	\$26,848	162	\$27,121	183	\$28,382
Total	414	\$19,863	465	\$22,269	1,087	\$25,962	1,298	\$28,653	1,456	\$32,989
Washoe										
Carson Tahoe	0	\$0	0	\$0	0	\$0	0	\$0	0	\$0
Northern Nevada	6	\$15,961	24	\$15,823	42	\$19,869	82	\$20,977	80	\$23,359
Renown Regional	209	\$10,936	241	\$11,591	329	\$10,845	242	\$12,908	249	\$14,432
Renown S. Meadows	64	\$10,530	71	\$10,600	69	\$11,191	75	\$11,290	66	\$12,377
Saint Mary's	581	\$20,857	620	\$22,730	655	\$24,205	575	\$26,434	374	\$25,335
Sierra Surgery	383	\$12,171	407	\$13,502	291	\$14,311	370	\$14,135	0	\$0
Total	1,243	\$15,957	1,363	\$17,251	1,386	\$18,177	1,344	\$19,434	769	\$20,487
Rural										
Battle Mountain	0	\$0	0	\$0	0	\$0	0	\$0	0	\$0
Boulder City	0	\$0	0	\$0	0	\$0	0	\$0	0	\$0
Carson Valley	108	\$9,203	79	\$9,536	83	\$13,819	56	\$15,573	54	\$18,555
Churchill	12	\$16,646	22	\$14,263	51	\$16,018	107	\$14,580	94	\$14,691
Desert View	3	\$6,561	4	\$9,777	6	\$9,354	1	\$12,833	0	\$0
Grover C. Dils	0	\$0	0	\$0	0	\$0	0	\$0	0	\$0
Humboldt	10	\$13,531	10	\$16,196	39	\$14,569	30	\$15,664	29	\$14,447
Incline Village	0	\$0	0	\$0	0	\$0	0	\$0	0	\$0
Mesa View	0	\$0	0	\$0	0	\$0	0	\$0	0	\$0
Mount Grant	0	\$0	0	\$0	0	\$0	0	\$0	0	\$0
Northeastern	16	\$11,396	13	\$12,715	14	\$11,246	26	\$14,138	31	\$11,682
Nye	0	\$0	0	\$0	0	\$0	0	\$0	0	\$0
Pershing	0	\$0	0	\$0	0	\$0	0	\$0	0	\$0
South Lyon	0	\$0	0	\$0	0	\$0	0	\$0	0	\$0
William Bee Ririe	0	\$0	0	\$0	0	\$0	0	\$0	0	\$0
Total	149	\$10,275	128	\$11,199	193	\$14,226	220	\$14,920	208	\$15,212
All Counties	1,806	\$16,384	1,956	\$18,048	2,666	\$21,065	2,862	\$23,268	2,433	\$27,517

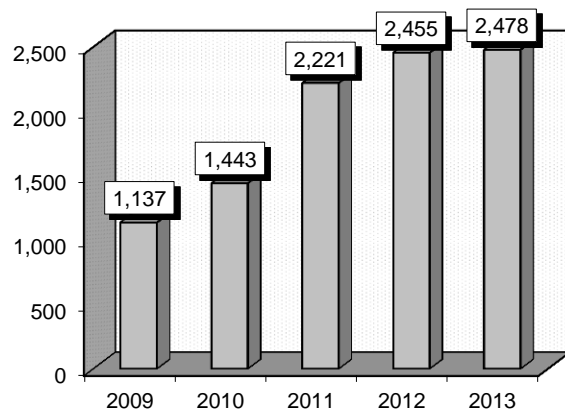
Level III Laparoscopy (00147)

Diagnoses: that frequently accompanied Level III Laparoscopy were: 1) Calculus of gallbladder with other cholecystitis, without mention of obstruction (57410), 2) Endometriosis of uterus (6170), 3) Morbid obesity (27801), 4) Leiomyoma of uterus, unspecified (2189), 5) Cervicitis and endocervicitis (6160), 6) Dysmenorrhea (6253), 7) Subserous leiomyoma of uterus (2182), 8) Dyspareunia (6250).

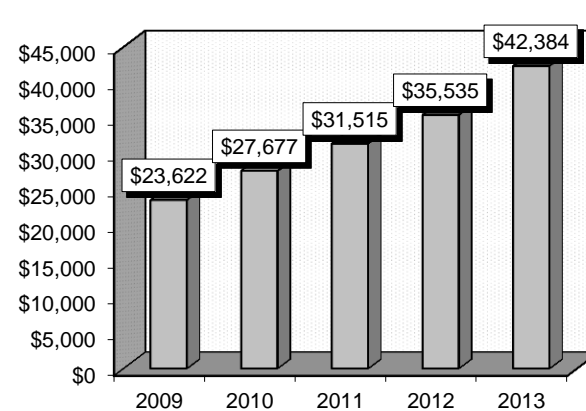
Definitions: **Endometriosis:** Condition resulting from the appearance of endometrial tissue outside the uterus and causing pelvic pain. **Endometrial Tissue:** The glandular mucous membrane that lines the uterus. **Leiomyoma:** Benign tumor of smooth muscle (usually in the uterus or digestive tract). **Cervicitis:** Inflammation of the cervix. **Endocervicitis:** Inflammation of the mucous lining of the uterine cervix. **Dysmenorrhea:** Painful menstruation, typically involving abdominal cramps. **Dyspareunia:** Difficult or painful sexual intercourse.

Gender	2009		2010		2011		2012		2013	
	Cases	Avg Bill	Cases	Avg Bill	Cases	Avg Bill	Cases	Avg Bill	Cases	Avg Bill
Male	88	\$22,097	168	\$27,668	241	\$32,193	230	\$35,103	191	\$42,484
Female	1,049	\$23,750	1,275	\$27,679	1,980	\$31,432	2,225	\$35,580	2,287	\$42,375
Age Group	Cases	Avg Bill	Cases	Avg Bill	Cases	Avg Bill	Cases	Avg Bill	Cases	Avg Bill
0-17	11	\$20,849	28	\$23,896	15	\$23,560	24	\$31,560	20	\$33,259
18-35	396	\$21,019	431	\$25,350	685	\$28,656	704	\$31,461	690	\$36,548
36-49	469	\$25,154	535	\$29,466	903	\$33,054	1,003	\$37,223	1,052	\$43,990
50-64	192	\$25,721	314	\$28,682	446	\$33,555	500	\$37,459	470	\$44,961
65+	69	\$22,755	135	\$26,468	172	\$30,225	224	\$36,916	246	\$47,701
Total	1,137	\$23,622	1,443	\$27,677	2,221	\$31,515	2,455	\$35,535	2,478	\$42,384

Patient Discharges



Average Billed Charges



County / Hospital	2009		2010		2011		2012		2013	
	Cases	Avg Bill	Cases	Avg Bill	Cases	Avg Bill	Cases	Avg Bill	Cases	Avg Bill
Clark										
Centennial Hills	50	\$20,819	0	\$0	234	\$29,107	203	\$31,382	216	\$39,370
Desert Springs	72	\$29,064	188	\$38,349	226	\$43,641	237	\$50,164	228	\$59,076
Mountain View	0	\$0	0	\$0	0	\$0	0	\$0	0	\$0
North Vista	0	\$0	0	\$0	0	\$0	2	\$43,273	0	\$0
Southern Hills	0	\$0	0	\$0	0	\$0	0	\$0	0	\$0
Spring Valley	97	\$20,415	0	\$0	235	\$29,524	217	\$35,490	427	\$48,582
St. Rose-Rose de Lima	0	\$0	64	\$25,533	31	\$30,206	107	\$38,902	92	\$39,397
St. Rose-San Martin	0	\$0	105	\$23,434	75	\$27,499	78	\$33,252	117	\$39,573
St. Rose-Siena	0	\$0	192	\$24,231	354	\$29,267	336	\$35,842	378	\$41,288
Summerlin	136	\$23,820	0	\$0	272	\$32,604	401	\$38,345	511	\$45,396
Sunrise	0	\$0	0	\$0	0	\$0	0	\$0	0	\$0
UMC	2	\$20,520	2	\$17,415	0	\$0	1	\$18,331	14	\$26,553
Valley	37	\$21,133	60	\$25,829	76	\$35,094	99	\$34,508	72	\$37,960
Total	394	\$23,290	611	\$28,709	1,503	\$32,273	1,681	\$37,869	2,055	\$45,198
Washoe										
Carson Tahoe	0	\$0	0	\$0	0	\$0	0	\$0	0	\$0
Northern Nevada	0	\$0	2	\$21,516	5	\$29,049	19	\$28,918	23	\$45,336
Renown Regional	52	\$15,116	55	\$17,731	58	\$20,265	53	\$20,337	82	\$22,148
Renown S. Meadows	14	\$17,194	19	\$16,520	16	\$17,551	11	\$16,582	17	\$23,255
Saint Mary's	366	\$32,385	434	\$36,159	378	\$40,532	395	\$40,557	148	\$37,807
Sierra Surgery	195	\$15,944	204	\$17,263	133	\$17,881	162	\$18,887	0	\$0
Total	627	\$25,500	714	\$28,777	590	\$32,713	640	\$32,640	270	\$32,776
Rural										
Battle Mountain	0	\$0	0	\$0	0	\$0	0	\$0	0	\$0
Boulder City	0	\$0	0	\$0	0	\$0	0	\$0	0	\$0
Carson Valley	9	\$10,787	7	\$11,889	11	\$16,789	4	\$20,315	7	\$18,593
Churchill	1	\$16,418	1	\$9,175	3	\$17,215	13	\$20,896	24	\$21,938
Desert View	4	\$6,851	19	\$8,735	13	\$10,005	6	\$12,676	5	\$24,519
Grover C. Dils	0	\$0	0	\$0	0	\$0	0	\$0	0	\$0
Humboldt	1	\$15,905	3	\$17,846	8	\$16,515	6	\$20,445	1	\$18,921
Incline Village	0	\$0	0	\$0	0	\$0	0	\$0	0	\$0
Mesa View	0	\$0	0	\$0	0	\$0	0	\$0	0	\$0
Mount Grant	0	\$0	0	\$0	0	\$0	0	\$0	0	\$0
Northeastern	101	\$15,215	88	\$17,488	93	\$18,156	105	\$20,392	116	\$21,535
Nye	0	\$0	0	\$0	0	\$0	0	\$0	0	\$0
Pershing	0	\$0	0	\$0	0	\$0	0	\$0	0	\$0
South Lyon	0	\$0	0	\$0	0	\$0	0	\$0	0	\$0
William Bee Ririe	0	\$0	0	\$0	0	\$0	0	\$0	0	\$0
Total	116	\$14,599	118	\$15,685	128	\$17,086	134	\$20,095	153	\$21,544
All Counties	1,137	\$23,622	1,443	\$27,677	2,221	\$31,515	2,455	\$35,535	2,478	\$42,384

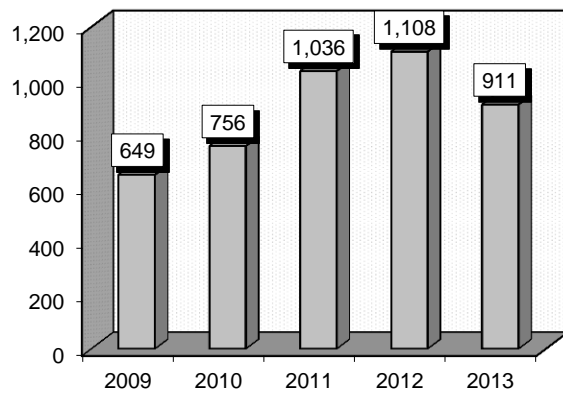
Level I Bladder And Kidney Procedures (00163)

Diagnoses: that frequently accompanied Level I Bladder And Kidney Procedures were: 1) Diabetes mellitus without mention of complication, type II or unspecified type, not stated as uncontrolled (25000), 2) Hydronephrosis (591), 3) Malignant neoplasm of bladder, part unspecified (1889), 4) Malignant neoplasm of lateral wall of urinary bladder (1882), 5) Calculus of ureter (5921), 6) Urethral stricture, unspecified (5989), 7) Personal history of malignant neoplasm of prostate (V1046), 8) Gross hematuria (59971), 9) Calculus of kidney (5920).

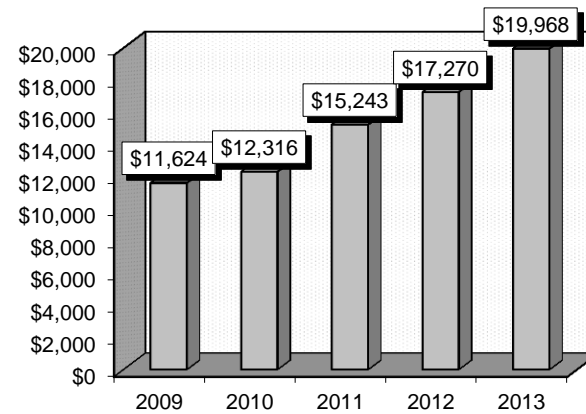
Definitions: LEVEL: Type of evidence used in the selection of certain courses of treatment. I - Randomized controlled trials, II - case-control studies, III - opinions of expert panels. **Hydronephrosis:** Accumulation of urine in the kidney because of an obstruction in the ureter. **Neoplasm:** Tumor; any new and abnormal growth, specifically one in which cell multiplication is uncontrolled and progressive. **Hematuria:** The presence of blood in urine. **Calculus of Kidney:** Kidney stones.

Gender	2009		2010		2011		2012		2013	
	Cases	Avg Bill	Cases	Avg Bill	Cases	Avg Bill	Cases	Avg Bill	Cases	Avg Bill
Male	423	\$11,993	470	\$12,531	644	\$15,241	658	\$17,393	547	\$20,285
Female	226	\$10,934	286	\$11,964	392	\$15,245	450	\$17,090	364	\$19,491
Age Group	Cases	Avg Bill	Cases	Avg Bill	Cases	Avg Bill	Cases	Avg Bill	Cases	Avg Bill
0-17	27	\$8,852	37	\$9,333	54	\$14,560	64	\$14,732	36	\$18,743
18-35	28	\$9,885	59	\$12,189	49	\$15,588	57	\$18,237	41	\$18,351
36-49	66	\$11,393	57	\$12,764	99	\$15,499	110	\$17,620	79	\$19,643
50-64	173	\$12,671	176	\$13,038	215	\$15,406	235	\$18,434	198	\$19,211
65+	355	\$11,504	427	\$12,235	619	\$15,177	642	\$16,951	557	\$20,481
Total	649	\$11,624	756	\$12,316	1,036	\$15,243	1,108	\$17,270	911	\$19,968

Patient Discharges



Average Billed Charges



County / Hospital	2009		2010		2011		2012		2013	
	Cases	Avg Bill	Cases	Avg Bill	Cases	Avg Bill	Cases	Avg Bill	Cases	Avg Bill
Clark										
Centennial Hills	3	\$17,220	0	\$0	8	\$24,282	4	\$21,985	5	\$29,387
Desert Springs	33	\$18,395	40	\$21,133	43	\$24,509	39	\$25,735	25	\$33,023
Mountain View	0	\$0	0	\$0	0	\$0	0	\$0	0	\$0
North Vista	0	\$0	0	\$0	0	\$0	0	\$0	0	\$0
Southern Hills	0	\$0	0	\$0	0	\$0	0	\$0	0	\$0
Spring Valley	52	\$16,825	0	\$0	102	\$19,799	89	\$21,632	91	\$25,403
St. Rose-Rose de Lima	0	\$0	1	\$7,390	3	\$17,927	4	\$17,651	0	\$0
St. Rose-San Martin	0	\$0	63	\$12,828	38	\$14,294	38	\$15,931	51	\$16,092
St. Rose-Siena	0	\$0	150	\$13,134	156	\$13,859	205	\$14,680	223	\$15,907
Summerlin	73	\$15,296	0	\$0	154	\$20,031	265	\$22,565	259	\$24,651
Sunrise	0	\$0	0	\$0	0	\$0	0	\$0	0	\$0
UMC	85	\$5,510	69	\$6,805	114	\$7,667	95	\$8,499	38	\$9,317
Valley	60	\$15,262	78	\$15,505	94	\$19,007	74	\$22,187	87	\$24,092
Total	306	\$13,184	401	\$13,242	712	\$16,534	813	\$18,611	779	\$21,164
Washoe										
Carson Tahoe	1	\$7,786	1	\$11,308	5	\$23,773	5	\$23,781	2	\$20,461
Northern Nevada	4	\$13,839	1	\$11,469	1	\$14,133	0	\$0	0	\$0
Renown Regional	89	\$8,748	100	\$8,797	77	\$8,738	45	\$8,934	39	\$10,249
Renown S. Meadows	0	\$0	1	\$6,195	7	\$6,900	2	\$14,358	2	\$7,833
Saint Mary's	159	\$12,765	158	\$14,590	175	\$15,669	165	\$17,319	60	\$15,880
Sierra Surgery	72	\$6,703	75	\$7,419	52	\$7,363	63	\$7,669	0	\$0
Total	325	\$10,320	336	\$11,221	317	\$12,553	280	\$13,894	103	\$13,681
Rural										
Battle Mountain	0	\$0	0	\$0	0	\$0	0	\$0	0	\$0
Boulder City	0	\$0	0	\$0	0	\$0	0	\$0	0	\$0
Carson Valley	0	\$0	0	\$0	0	\$0	0	\$0	0	\$0
Churchill	0	\$0	5	\$8,273	2	\$8,160	0	\$0	1	\$7,725
Desert View	0	\$0	0	\$0	0	\$0	0	\$0	0	\$0
Grover C. Dils	0	\$0	0	\$0	0	\$0	0	\$0	0	\$0
Humboldt	0	\$0	0	\$0	0	\$0	0	\$0	0	\$0
Incline Village	0	\$0	0	\$0	3	\$5,280	1	\$3,243	0	\$0
Mesa View	0	\$0	1	\$15,902	0	\$0	0	\$0	0	\$0
Mount Grant	0	\$0	0	\$0	0	\$0	0	\$0	0	\$0
Northeastern	14	\$10,483	12	\$14,200	0	\$0	8	\$12,479	20	\$13,005
Nye	0	\$0	0	\$0	0	\$0	0	\$0	0	\$0
Pershing	0	\$0	0	\$0	0	\$0	0	\$0	0	\$0
South Lyon	0	\$0	0	\$0	0	\$0	0	\$0	0	\$0
William Bee Ririe	4	\$2,229	1	\$3,403	2	\$3,898	6	\$1,782	8	\$3,349
Total	18	\$8,649	19	\$12,162	7	\$5,708	15	\$7,584	29	\$10,159
All Counties	649	\$11,624	756	\$12,316	1,036	\$15,243	1,108	\$17,270	911	\$19,968

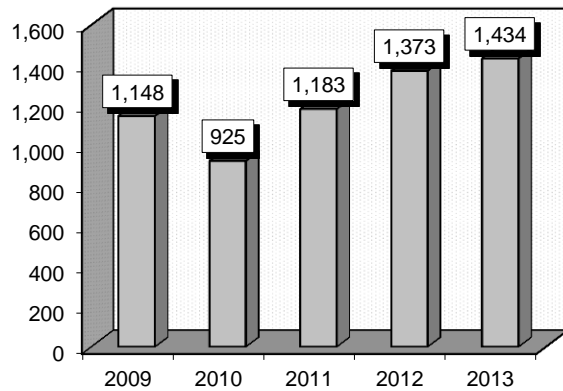
Cataract Procedures (00233)

Diagnoses: that frequently accompanied Cataract Procedures were: 1) Other and combined forms of senile cataract (36619), 2) Senile nuclear sclerosis (36616), 3) Unspecified cataract (3669), 4) Senile cataract, unspecified (36610), 5) Diabetes mellitus without mention of complication, type II or unspecified type, not stated as uncontrolled (25000), 6) Other cataract (3668), 7) Other and unspecified hyperlipidemia (2724), 8) Posterior subcapsular polar senile cataract (36614).

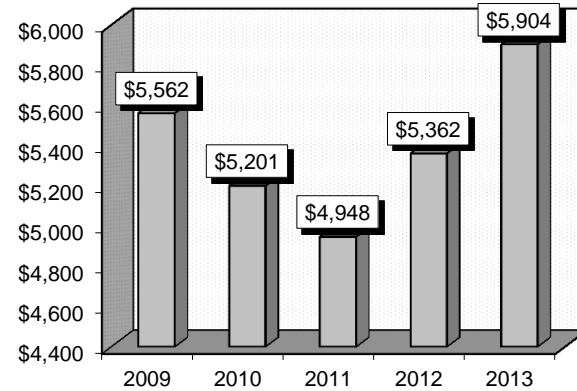
Definitions: **Senile Cataract:** Age-related, vision-impairing disease characterized by gradual, progressive thickening of the lens of the eye. **Nuclear Sclerosis:** Nuclear sclerosis is an age-related change in the density of the crystalline lens nucleus. **Sclerosis:** Abnormal hardening of body tissue. **Hyperlipidemia:** An abnormally high concentration of fats or lipids in the blood.

Gender	2009		2010		2011		2012		2013	
	Cases	Avg Bill	Cases	Avg Bill	Cases	Avg Bill	Cases	Avg Bill	Cases	Avg Bill
Male	481	\$5,578	404	\$5,224	473	\$4,996	573	\$5,407	559	\$5,968
Female	667	\$5,550	521	\$5,184	710	\$4,916	800	\$5,330	875	\$5,863
Age Group	Cases	Avg Bill	Cases	Avg Bill	Cases	Avg Bill	Cases	Avg Bill	Cases	Avg Bill
0-17	5	\$9,450	1	\$12,313	8	\$11,147	5	\$13,289	8	\$15,858
18-35	7	\$5,800	1	\$5,834	3	\$3,935	6	\$6,708	2	\$5,563
36-49	23	\$5,653	26	\$5,147	23	\$5,068	25	\$5,037	17	\$7,219
50-64	177	\$5,435	234	\$5,030	294	\$4,669	294	\$5,156	308	\$5,696
65+	936	\$5,561	663	\$5,252	855	\$4,986	1,043	\$5,382	1,099	\$5,870
Total	1,148	\$5,562	925	\$5,201	1,183	\$4,948	1,373	\$5,362	1,434	\$5,904

Patient Discharges



Average Billed Charges



County / Hospital	2009		2010		2011		2012		2013	
	Cases	Avg Bill	Cases	Avg Bill	Cases	Avg Bill	Cases	Avg Bill	Cases	Avg Bill
Clark										
Centennial Hills	0	\$0	0	\$0	0	\$0	0	\$0	0	\$0
Desert Springs	0	\$0	0	\$0	0	\$0	0	\$0	0	\$0
Mountain View	0	\$0	0	\$0	0	\$0	0	\$0	0	\$0
North Vista	0	\$0	0	\$0	0	\$0	0	\$0	0	\$0
Southern Hills	0	\$0	0	\$0	0	\$0	0	\$0	0	\$0
Spring Valley	0	\$0	0	\$0	0	\$0	0	\$0	0	\$0
St. Rose-Rose de Lima	0	\$0	0	\$0	0	\$0	0	\$0	0	\$0
St. Rose-San Martin	0	\$0	0	\$0	0	\$0	0	\$0	0	\$0
St. Rose-Siena	0	\$0	1	\$14,949	0	\$0	0	\$0	0	\$0
Summerlin	2	\$22,612	0	\$0	1	\$19,905	1	\$21,283	2	\$28,147
Sunrise	0	\$0	0	\$0	0	\$0	0	\$0	0	\$0
UMC	0	\$0	0	\$0	0	\$0	0	\$0	0	\$0
Valley	0	\$0	0	\$0	0	\$0	0	\$0	0	\$0
Total	2	\$22,612	1	\$14,949	1	\$19,905	1	\$21,283	2	\$28,147
Washoe										
Carson Tahoe	0	\$0	0	\$0	0	\$0	0	\$0	0	\$0
Northern Nevada	0	\$0	1	\$13,963	0	\$0	0	\$0	0	\$0
Renown Regional	390	\$4,654	620	\$4,602	402	\$4,915	267	\$5,467	243	\$6,536
Renown S. Meadows	0	\$0	0	\$0	508	\$4,090	770	\$4,812	989	\$5,481
Saint Mary's	0	\$0	0	\$0	0	\$0	0	\$0	0	\$0
Sierra Surgery	596	\$5,962	178	\$6,286	82	\$6,590	10	\$7,011	0	\$0
Total	986	\$5,445	799	\$4,989	992	\$4,631	1,047	\$5,000	1,232	\$5,689
Rural										
Battle Mountain	0	\$0	0	\$0	0	\$0	0	\$0	0	\$0
Boulder City	0	\$0	0	\$0	0	\$0	0	\$0	0	\$0
Carson Valley	67	\$4,098	27	\$4,217	7	\$6,131	0	\$0	0	\$0
Churchill	0	\$0	0	\$0	0	\$0	0	\$0	0	\$0
Desert View	0	\$0	0	\$0	49	\$4,637	184	\$6,404	23	\$8,066
Grover C. Dils	0	\$0	0	\$0	0	\$0	0	\$0	0	\$0
Humboldt	6	\$5,212	52	\$5,451	66	\$5,609	66	\$5,307	61	\$5,474
Incline Village	0	\$0	0	\$0	0	\$0	0	\$0	0	\$0
Mesa View	0	\$0	0	\$0	0	\$0	0	\$0	0	\$0
Mount Grant	0	\$0	0	\$0	0	\$0	5	\$3,767	49	\$4,672
Northeastern	22	\$7,172	7	\$6,251	22	\$6,873	53	\$7,190	20	\$8,573
Nye	0	\$0	0	\$0	0	\$0	0	\$0	0	\$0
Pershing	0	\$0	0	\$0	0	\$0	0	\$0	0	\$0
South Lyon	0	\$0	0	\$0	0	\$0	0	\$0	0	\$0
William Bee Ririe	65	\$7,804	39	\$9,464	46	\$9,738	17	\$10,411	47	\$10,259
Total	160	\$6,068	125	\$6,481	190	\$6,524	325	\$6,479	200	\$7,010
All Counties	1,148	\$5,562	925	\$5,201	1,183	\$4,948	1,373	\$5,362	1,434	\$5,904

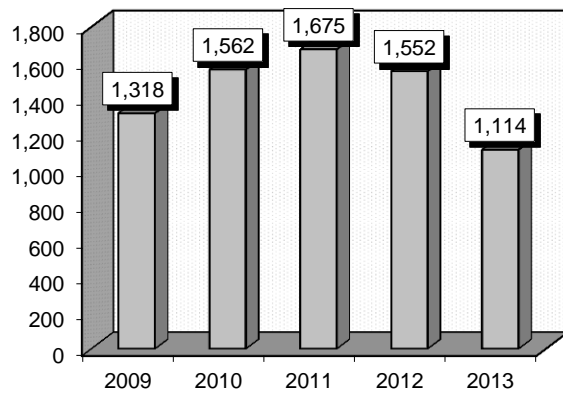
Level I Facial And Ent Procedures (00252)

Diagnoses: that frequently accompanied Level I Facial And Ent Procedures were: 1) Dental caries, unspecified (52100), 2) Periapical abscess without sinus (5225), 3) Unspecified otitis media (3829), 4) Dysfunction of Eustachian tube (38181), 5) Closed fracture of nasal bones (8020), 6) Asthma, unspecified type, unspecified (49390), 7) Conductive hearing loss, unspecified (38900), 8) Hypertrophy of nasal turbinates (4780), 9) Deviated nasal septum (470).

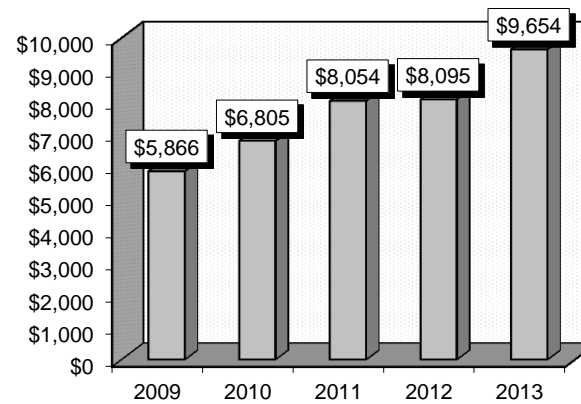
Definitions: **ENT:** Ear, Nose, Throat. **Carie:** Cavity. **Periapical Abscess:** A periapical abscess is the result of a chronic, localized infection located at the tip, or apex, of the root of a tooth. **Otitis Media:** Inflammation of the ear, usually distinguished as otitis externa (of the passage of the outer ear), otitis media (of the middle ear), and otitis interna (of the inner ear; labyrinthitis). **Eustachian Tube:** A narrow passage leading from the pharynx to the cavity of the middle ear, permitting the equalization of pressure on each side of the eardrum. **Pharynx:** The membrane-lined cavity behind the nose and mouth, connecting them to the esophagus.

Gender	2009		2010		2011		2012		2013	
	Cases	Avg Bill	Cases	Avg Bill	Cases	Avg Bill	Cases	Avg Bill	Cases	Avg Bill
Male	772	\$5,807	905	\$6,661	933	\$8,075	858	\$7,942	625	\$9,601
Female	546	\$5,950	657	\$7,003	742	\$8,028	694	\$8,285	489	\$9,721
Age Group	Cases	Avg Bill	Cases	Avg Bill	Cases	Avg Bill	Cases	Avg Bill	Cases	Avg Bill
0-17	1,133	\$5,384	1,324	\$6,135	1,388	\$7,203	1,257	\$7,300	912	\$8,735
18-35	62	\$8,786	69	\$9,476	84	\$11,009	74	\$10,184	56	\$11,594
36-49	26	\$9,195	50	\$9,863	47	\$13,073	47	\$12,538	45	\$13,556
50-64	46	\$9,048	57	\$11,682	77	\$12,527	90	\$11,964	48	\$14,416
65+	51	\$8,457	62	\$11,181	79	\$12,525	84	\$11,526	53	\$15,780
Total	1,318	\$5,866	1,562	\$6,805	1,675	\$8,054	1,552	\$8,095	1,114	\$9,654

Patient Discharges



Average Billed Charges



County / Hospital	2009		2010		2011		2012		2013	
	Cases	Avg Bill	Cases	Avg Bill	Cases	Avg Bill	Cases	Avg Bill	Cases	Avg Bill
Clark										
Centennial Hills	9	\$11,757	0	\$0	46	\$16,366	47	\$18,809	41	\$22,161
Desert Springs	23	\$14,078	24	\$16,550	54	\$18,829	17	\$21,893	5	\$27,186
Mountain View	0	\$0	0	\$0	0	\$0	0	\$0	0	\$0
North Vista	0	\$0	0	\$0	0	\$0	0	\$0	0	\$0
Southern Hills	0	\$0	0	\$0	0	\$0	0	\$0	0	\$0
Spring Valley	6	\$15,358	0	\$0	12	\$17,974	8	\$17,462	16	\$21,134
St. Rose-Rose de Lima	0	\$0	6	\$9,160	1	\$43,837	3	\$19,556	2	\$17,880
St. Rose-San Martin	0	\$0	50	\$9,401	60	\$10,372	48	\$11,128	45	\$13,840
St. Rose-Siena	0	\$0	264	\$9,169	207	\$9,483	139	\$10,982	151	\$12,358
Summerlin	13	\$13,647	0	\$0	43	\$16,858	70	\$16,128	51	\$19,416
Sunrise	0	\$0	0	\$0	0	\$0	0	\$0	0	\$0
UMC	122	\$5,559	76	\$6,491	59	\$5,958	58	\$7,022	39	\$7,400
Valley	1	\$12,474	3	\$14,938	0	\$0	1	\$16,914	1	\$20,786
Total	174	\$7,987	423	\$9,175	482	\$11,806	391	\$12,963	351	\$14,834
Washoe										
Carson Tahoe	0	\$0	0	\$0	0	\$0	0	\$0	0	\$0
Northern Nevada	14	\$8,063	34	\$7,997	11	\$8,483	16	\$10,197	18	\$11,447
Renown Regional	547	\$4,888	551	\$4,938	416	\$5,287	365	\$5,634	323	\$6,752
Renown S. Meadows	37	\$3,116	34	\$4,544	217	\$5,540	231	\$6,718	131	\$7,949
Saint Mary's	144	\$8,755	122	\$10,432	137	\$11,185	69	\$11,586	44	\$11,330
Sierra Surgery	192	\$4,351	174	\$4,736	179	\$5,002	231	\$5,227	0	\$0
Total	934	\$5,351	915	\$5,731	960	\$6,169	912	\$6,336	516	\$7,610
Rural										
Battle Mountain	0	\$0	0	\$0	0	\$0	0	\$0	0	\$0
Boulder City	0	\$0	0	\$0	0	\$0	0	\$0	0	\$0
Carson Valley	21	\$4,227	13	\$4,464	21	\$9,962	10	\$9,513	7	\$7,886
Churchill	0	\$0	6	\$5,146	8	\$5,407	10	\$5,605	10	\$6,037
Desert View	0	\$0	1	\$6,091	0	\$0	0	\$0	0	\$0
Grover C. Dils	0	\$0	0	\$0	0	\$0	0	\$0	0	\$0
Humboldt	0	\$0	0	\$0	0	\$0	2	\$5,488	0	\$0
Incline Village	0	\$0	0	\$0	0	\$0	0	\$0	0	\$0
Mesa View	0	\$0	0	\$0	0	\$0	0	\$0	0	\$0
Mount Grant	0	\$0	0	\$0	0	\$0	0	\$0	0	\$0
Northeastern	187	\$6,641	204	\$6,908	204	\$7,965	227	\$6,852	229	\$6,535
Nye	0	\$0	0	\$0	0	\$0	0	\$0	0	\$0
Pershing	0	\$0	0	\$0	0	\$0	0	\$0	0	\$0
South Lyon	0	\$0	0	\$0	0	\$0	0	\$0	0	\$0
William Bee Ririe	2	\$6,405	0	\$0	0	\$0	0	\$0	1	\$8,590
Total	210	\$6,398	224	\$6,715	233	\$8,057	249	\$6,898	247	\$6,561
All Counties	1,318	\$5,866	1,562	\$6,805	1,675	\$8,054	1,552	\$8,095	1,114	\$9,654

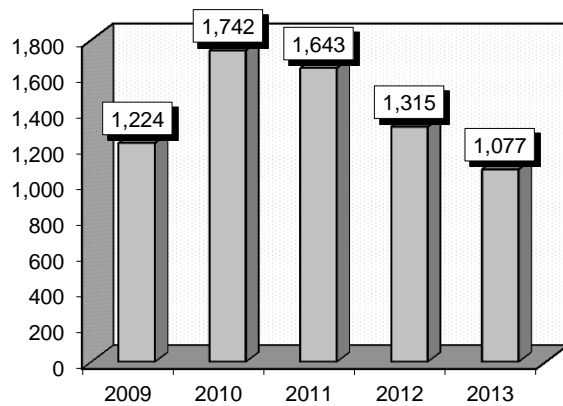
Tonsil And Adenoid Procedures (00256)

Diagnoses: that frequently accompanied Tonsil And Adenoid Procedures were: 1) Hypertrophy of tonsil with adenoids (47410), 2) Chronic tonsillitis (47400), 3) Obstructive sleep apnea (adult)(pediatric) (32723), 4) Hypertrophy of adenoids alone (47412), 5) Unspecified otitis media (3829), 6) Acute tonsillitis (463), 7) Hypertrophy of nasal turbinates (4780), 8) Chronic serous otitis media, simple or unspecified (38110), 9) Chronic adenoiditis (47401), 10) Hypertrophy of tonsils alone (47411).

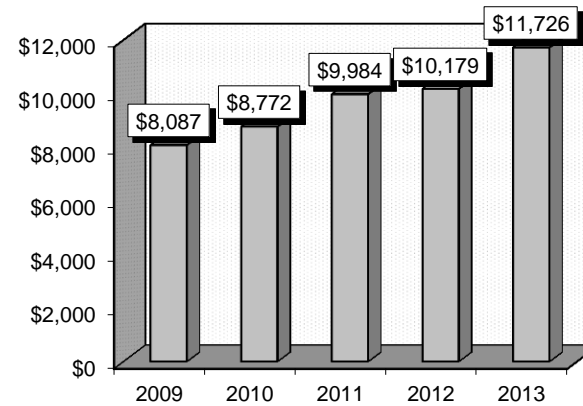
Definitions: **Adenoid:** Pharyngeal (nasal) tonsil. Tonsils are at the back of the tongue on either side of the throat. Adenoids are behind the nasal passage. **Hypertrophy:** The enlargement of an organ or tissue from the increase in size of its cells. **Otitis Media:** Inflammation of the ear, usually distinguished as otitis externa (of the passage of the outer ear), otitis media (of the middle ear), and otitis interna (of the inner ear; labyrinthitis). **Eustachian Tube:** A narrow passage leading from the pharynx to the cavity of the middle ear, permitting the equalization of pressure on each side of the eardrum.

Gender	2009		2010		2011		2012		2013	
	Cases	Avg Bill	Cases	Avg Bill	Cases	Avg Bill	Cases	Avg Bill	Cases	Avg Bill
Male	622	\$8,146	824	\$8,845	803	\$9,971	655	\$10,376	543	\$11,908
Female	602	\$8,027	918	\$8,707	840	\$9,995	660	\$9,983	534	\$11,541
Age Group	Cases	Avg Bill	Cases	Avg Bill	Cases	Avg Bill	Cases	Avg Bill	Cases	Avg Bill
0-17	955	\$7,806	1,380	\$8,505	1,300	\$9,662	1,016	\$10,073	837	\$11,670
18-35	199	\$8,993	278	\$9,484	257	\$10,974	224	\$10,621	180	\$11,472
36-49	53	\$9,171	53	\$10,142	62	\$12,625	50	\$9,834	39	\$12,926
50-64	16	\$9,968	20	\$13,121	12	\$10,359	19	\$10,551	17	\$15,018
65+	1	\$8,350	11	\$9,800	12	\$9,545	6	\$13,206	4	\$9,266
Total	1,224	\$8,087	1,742	\$8,772	1,643	\$9,984	1,315	\$10,179	1,077	\$11,726

Patient Discharges



Average Billed Charges



County / Hospital	2009		2010		2011		2012		2013	
	Cases	Avg Bill	Cases	Avg Bill	Cases	Avg Bill	Cases	Avg Bill	Cases	Avg Bill
Clark										
Centennial Hills	5	\$14,408	0	\$0	67	\$18,849	44	\$20,704	34	\$24,877
Desert Springs	40	\$17,064	40	\$17,955	33	\$20,739	10	\$25,517	6	\$28,743
Mountain View	0	\$0	0	\$0	0	\$0	0	\$0	0	\$0
North Vista	0	\$0	0	\$0	0	\$0	0	\$0	0	\$0
Southern Hills	0	\$0	0	\$0	0	\$0	0	\$0	0	\$0
Spring Valley	4	\$15,569	0	\$0	9	\$18,419	6	\$18,823	14	\$22,314
St. Rose-Rose de Lima	0	\$0	1	\$13,818	0	\$0	0	\$0	0	\$0
St. Rose-San Martin	0	\$0	56	\$9,489	50	\$9,885	35	\$10,228	24	\$10,891
St. Rose-Siena	0	\$0	351	\$9,222	278	\$10,254	200	\$10,727	208	\$12,282
Summerlin	30	\$13,907	1	\$13,232	84	\$16,989	98	\$17,920	117	\$21,731
Sunrise	0	\$0	0	\$0	0	\$0	0	\$0	0	\$0
UMC	134	\$8,961	138	\$8,638	95	\$8,021	77	\$9,895	50	\$8,347
Valley	2	\$12,755	1	\$13,093	0	\$0	0	\$0	0	\$0
Total	215	\$11,444	588	\$9,726	616	\$12,414	470	\$13,406	453	\$15,688
Washoe										
Carson Tahoe	0	\$0	0	\$0	0	\$0	0	\$0	0	\$0
Northern Nevada	44	\$8,865	67	\$9,285	21	\$10,207	29	\$11,004	30	\$12,428
Renown Regional	356	\$6,407	426	\$6,782	368	\$7,136	366	\$7,930	348	\$9,131
Renown S. Meadows	38	\$5,814	32	\$6,204	42	\$6,544	24	\$6,942	24	\$6,899
Saint Mary's	282	\$10,212	298	\$12,279	253	\$12,515	115	\$13,514	56	\$12,754
Sierra Surgery	146	\$6,175	156	\$6,695	133	\$6,874	132	\$7,348	0	\$0
Total	866	\$7,706	979	\$8,594	817	\$8,808	666	\$8,877	458	\$9,673
Rural										
Battle Mountain	0	\$0	0	\$0	0	\$0	0	\$0	0	\$0
Boulder City	0	\$0	0	\$0	0	\$0	0	\$0	0	\$0
Carson Valley	27	\$3,953	26	\$4,319	11	\$6,360	12	\$7,196	2	\$6,664
Churchill	3	\$8,283	11	\$9,150	17	\$9,290	16	\$9,132	18	\$9,780
Desert View	0	\$0	0	\$0	0	\$0	0	\$0	0	\$0
Grover C. Dils	0	\$0	0	\$0	0	\$0	0	\$0	0	\$0
Humboldt	0	\$0	0	\$0	0	\$0	0	\$0	0	\$0
Incline Village	0	\$0	0	\$0	0	\$0	0	\$0	0	\$0
Mesa View	0	\$0	0	\$0	0	\$0	0	\$0	0	\$0
Mount Grant	0	\$0	0	\$0	0	\$0	0	\$0	0	\$0
Northeastern	112	\$5,600	137	\$6,766	181	\$7,304	151	\$6,226	146	\$6,183
Nye	0	\$0	0	\$0	0	\$0	0	\$0	0	\$0
Pershing	0	\$0	0	\$0	0	\$0	0	\$0	0	\$0
South Lyon	0	\$0	0	\$0	0	\$0	0	\$0	0	\$0
William Bee Ririe	1	\$6,262	1	\$9,021	1	\$9,953	0	\$0	0	\$0
Total	143	\$5,350	175	\$6,565	210	\$7,428	179	\$6,551	166	\$6,579
All Counties	1,224	\$8,087	1,742	\$8,772	1,643	\$9,984	1,315	\$10,179	1,077	\$11,726

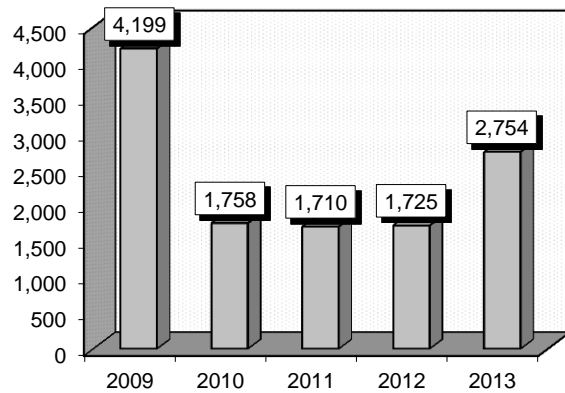
Level I Pathology (00390)

Diagnoses: that frequently accompanied Level I Pathology were: 1) Diabetes mellitus without mention of complication, type II or unspecified type, not stated as uncontrolled (25000), 2) Tobacco use disorder (3051), 3) Calculus of gallbladder with other cholecystitis, without mention of obstruction (57410), 4) Diffuse cystic mastopathy (6101), 5) Unspecified acquired hypothyroidism (2449), 6) Carcinoma in situ of breast (2330), 7) Benign neoplasm of breast (217), 8) Malignant neoplasm of breast (female), unspecified (1749).

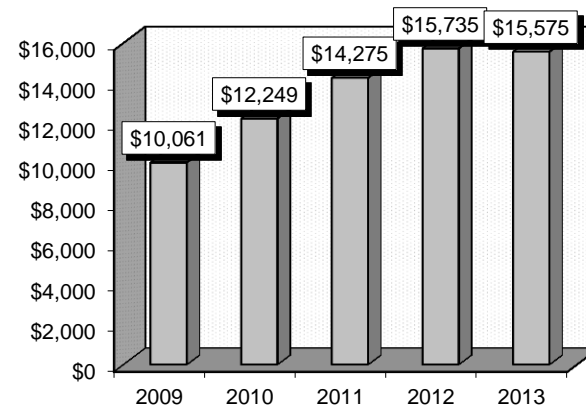
Definitions: **LEVEL:** Type of evidence used in the selection of certain courses of treatment. I - Randomized controlled trials, II - case-control studies, III - opinions of expert panels. **Cholecystitis:** Inflammation of the gallbladder. **Cystic Mastopathy:** Fibrocystic breast disease. **Hypothyroidism:** Abnormally low activity of the thyroid gland. **Carcinoma:** A cancer arising in the epithelial tissue of the skin or of the lining of the internal organs. **Epithelial Tissue:** Tissue covering internal organs and other internal surfaces of the body.

Gender	2009		2010		2011		2012		2013	
	Cases	Avg Bill	Cases	Avg Bill	Cases	Avg Bill	Cases	Avg Bill	Cases	Avg Bill
Male	1,905	\$10,510	774	\$12,546	763	\$14,911	812	\$15,979	1,176	\$16,214
Female	2,294	\$9,688	984	\$12,016	947	\$13,763	913	\$15,518	1,578	\$15,098
Age Group	Cases	Avg Bill	Cases	Avg Bill	Cases	Avg Bill	Cases	Avg Bill	Cases	Avg Bill
0-17	659	\$10,255	468	\$10,890	419	\$11,772	401	\$12,631	405	\$12,987
18-35	379	\$11,592	180	\$12,664	146	\$14,233	139	\$15,977	333	\$14,595
36-49	644	\$10,859	252	\$12,178	215	\$14,161	230	\$16,171	365	\$16,291
50-64	1,143	\$9,864	408	\$12,594	417	\$14,733	403	\$17,305	663	\$15,526
65+	1,374	\$9,335	450	\$13,224	513	\$16,007	552	\$16,602	988	\$16,733
Total	4,199	\$10,061	1,758	\$12,249	1,710	\$14,275	1,725	\$15,735	2,754	\$15,575

Patient Discharges



Average Billed Charges



County / Hospital	2009		2010		2011		2012		2013	
	Cases	Avg Bill	Cases	Avg Bill	Cases	Avg Bill	Cases	Avg Bill	Cases	Avg Bill
Clark										
Centennial Hills	8	\$16,603	0	\$0	0	\$0	0	\$0	0	\$0
Desert Springs	86	\$18,332	1	\$18,235	0	\$0	0	\$0	0	\$0
Mountain View	1,829	\$7,764	329	\$12,112	323	\$14,974	352	\$17,064	418	\$20,166
North Vista	81	\$17,649	50	\$17,020	18	\$15,916	0	\$0	1	\$6,046
Southern Hills	201	\$11,271	241	\$12,094	287	\$13,400	290	\$14,650	300	\$16,199
Spring Valley	35	\$17,556	0	\$0	0	\$0	0	\$0	0	\$0
St. Rose-Rose de Lima	0	\$0	0	\$0	0	\$0	4	\$10,415	2	\$14,970
St. Rose-San Martin	0	\$0	0	\$0	1	\$44,697	2	\$29,878	3	\$17,485
St. Rose-Siena	0	\$0	0	\$0	2	\$9,807	5	\$11,542	8	\$17,728
Summerlin	407	\$14,790	0	\$0	0	\$0	2	\$22,036	0	\$0
Sunrise	1,054	\$11,538	1,018	\$12,503	1,003	\$14,450	959	\$16,223	873	\$18,425
UMC	1	\$22,004	5	\$5,067	28	\$8,585	39	\$7,720	19	\$5,077
Valley	51	\$17,004	0	\$0	1	\$16,669	0	\$0	1	\$34,560
Total	3,753	\$10,469	1,644	\$12,483	1,663	\$14,302	1,653	\$15,921	1,625	\$18,299
Washoe										
Carson Tahoe	14	\$16,830	14	\$21,288	16	\$20,334	7	\$21,961	1	\$19,600
Northern Nevada	1	\$12,696	0	\$0	0	\$0	0	\$0	0	\$0
Renown Regional	4	\$11,573	5	\$9,167	2	\$10,040	0	\$0	0	\$0
Renown S. Meadows	1	\$6,207	3	\$10,505	1	\$6,420	0	\$0	0	\$0
Saint Mary's	1	\$23,437	0	\$0	0	\$0	2	\$18,923	53	\$16,446
Sierra Surgery	15	\$7,742	21	\$8,239	22	\$9,758	27	\$10,260	1,045	\$11,400
Total	36	\$12,233	43	\$12,754	41	\$13,818	36	\$13,017	1,099	\$11,651
Rural										
Battle Mountain	0	\$0	0	\$0	0	\$0	0	\$0	0	\$0
Boulder City	0	\$0	0	\$0	0	\$0	0	\$0	0	\$0
Carson Valley	1	\$7,438	0	\$0	0	\$0	0	\$0	0	\$0
Churchill	0	\$0	0	\$0	0	\$0	0	\$0	0	\$0
Desert View	0	\$0	0	\$0	0	\$0	0	\$0	0	\$0
Grover C. Dils	0	\$0	0	\$0	0	\$0	0	\$0	0	\$0
Humboldt	0	\$0	0	\$0	0	\$0	0	\$0	0	\$0
Incline Village	0	\$0	0	\$0	0	\$0	0	\$0	0	\$0
Mesa View	409	\$6,131	68	\$6,407	0	\$0	34	\$10,155	28	\$12,252
Mount Grant	0	\$0	0	\$0	0	\$0	0	\$0	0	\$0
Northeastern	0	\$0	0	\$0	0	\$0	0	\$0	0	\$0
Nye	0	\$0	0	\$0	0	\$0	0	\$0	0	\$0
Pershing	0	\$0	0	\$0	0	\$0	0	\$0	0	\$0
South Lyon	0	\$0	0	\$0	0	\$0	0	\$0	0	\$0
William Bee Ririe	0	\$0	3	\$9,250	6	\$10,068	2	\$6,117	2	\$4,399
Total	410	\$6,134	71	\$6,527	6	\$10,068	36	\$9,931	30	\$11,728
All Counties	4,199	\$10,061	1,758	\$12,249	1,710	\$14,275	1,725	\$15,735	2,754	\$15,575

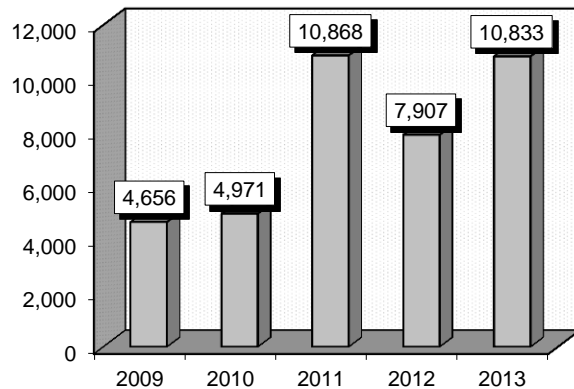
Echocardiography (00081)

Diagnoses: that frequently accompanied Echocardiography were: 1) Unspecified essential hypertension (4019), 2) Mitral valve disorders (4240), 3) Cardiomegaly (4293), 4) Diseases of tricuspid valve (3970), 5) Atrial fibrillation (42731), 6) Chest pain, unspecified (78650), 7) Aortic valve disorders (4241), 8) Shortness of breath (78605), 9) Palpitations (7851), 10) Atherosclerosis of aorta (4400), 11) Congestive heart failure, unspecified (4280).

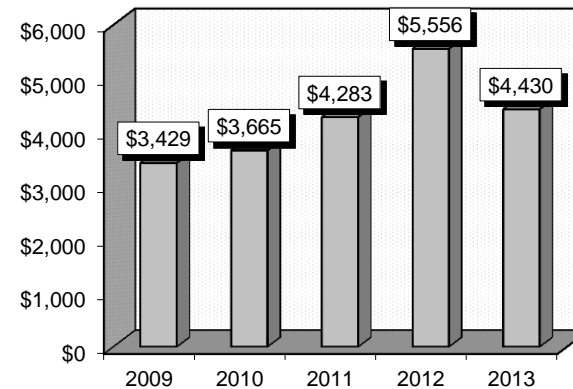
Definitions: **Hypertension:** High blood pressure. **Mitral Valve:** A valve of the heart, composed of two triangular flaps, that is located between the left atrium and left ventricle and regulates blood flow between these chambers. **Cardiomegaly:** Enlarged heart. **Tricuspid Valve:** The three-segmented valve of the heart that keeps blood in the right ventricle from flowing back into the right atrium. **Aortic Valve:** One of the four valves in the heart, this valve is situated at exit of the left ventricle of the heart where the aorta (the largest of all arteries) begins. **Palpitations:** A noticeably rapid, strong, or irregular heartbeat due to agitation, exertion, or illness. **Atherosclerosis:** The build up of a waxy plaque on the inside of blood vessels.

Gender	2009		2010		2011		2012		2013	
	Cases	Avg Bill	Cases	Avg Bill	Cases	Avg Bill	Cases	Avg Bill	Cases	Avg Bill
Male	2,080	\$3,651	2,235	\$3,927	5,224	\$4,615	3,870	\$5,855	5,358	\$4,392
Female	2,576	\$3,250	2,736	\$3,451	5,644	\$3,976	4,037	\$5,269	5,475	\$4,467
Age Group	Cases	Avg Bill	Cases	Avg Bill	Cases	Avg Bill	Cases	Avg Bill	Cases	Avg Bill
0-17	139	\$12,377	146	\$9,295	174	\$20,711	229	\$25,228	210	\$30,514
18-35	386	\$3,418	339	\$3,416	646	\$4,469	514	\$4,964	694	\$3,918
36-49	803	\$3,136	762	\$3,342	1,230	\$3,908	1,047	\$4,344	1,269	\$4,206
50-64	1,548	\$3,116	1,685	\$3,323	2,931	\$4,030	2,438	\$4,722	3,266	\$3,787
65+	1,780	\$3,137	2,039	\$3,706	5,887	\$3,982	3,679	\$5,311	5,394	\$3,923
Total	4,656	\$3,429	4,971	\$3,665	10,868	\$4,283	7,907	\$5,556	10,833	\$4,430

Patient Discharges



Average Billed Charges



County / Hospital	2009		2010		2011		2012		2013	
	Cases	Avg Bill	Cases	Avg Bill	Cases	Avg Bill	Cases	Avg Bill	Cases	Avg Bill
Clark										
Centennial Hills	69	\$4,849	0	\$0	70	\$6,385	43	\$6,795	38	\$7,176
Desert Springs	110	\$5,045	141	\$5,590	137	\$8,109	94	\$6,786	90	\$7,131
Mountain View	39	\$2,955	48	\$5,783	60	\$11,660	88	\$13,440	124	\$13,942
North Vista	15	\$3,111	23	\$8,686	17	\$8,908	26	\$6,835	14	\$7,483
Southern Hills	32	\$7,384	30	\$3,829	30	\$2,896	44	\$2,495	58	\$4,682
Spring Valley	27	\$5,502	0	\$0	39	\$7,404	32	\$7,720	56	\$7,092
St. Rose-Rose de Lima	0	\$0	29	\$5,594	33	\$8,384	44	\$7,168	38	\$9,504
St. Rose-San Martin	0	\$0	93	\$6,454	157	\$13,392	178	\$14,594	98	\$15,444
St. Rose-Siena	0	\$0	210	\$6,010	269	\$10,215	286	\$13,650	263	\$19,097
Summerlin	81	\$4,942	0	\$0	134	\$6,307	154	\$6,753	115	\$7,007
Sunrise	149	\$15,627	153	\$16,411	250	\$26,130	371	\$28,815	302	\$32,055
UMC	763	\$3,068	759	\$3,301	906	\$3,594	778	\$3,943	1,144	\$4,397
Valley	61	\$6,508	22	\$5,014	56	\$7,881	58	\$7,887	31	\$8,842
Total	1,346	\$5,128	1,508	\$5,657	2,158	\$8,798	2,196	\$11,257	2,371	\$11,010
Washoe										
Carson Tahoe	31	\$2,521	26	\$3,593	85	\$3,358	130	\$2,510	74	\$6,037
Northern Nevada	195	\$2,367	129	\$2,172	594	\$2,422	255	\$2,690	1,017	\$1,888
Renown Regional	563	\$3,661	428	\$3,918	3,372	\$3,609	1,251	\$3,907	3,343	\$1,984
Renown S. Meadows	337	\$3,043	364	\$3,234	701	\$3,512	60	\$3,861	347	\$1,724
Saint Mary's	955	\$2,605	1,002	\$2,861	1,798	\$2,539	1,967	\$2,586	2,003	\$2,172
Sierra Surgery	0	\$0	0	\$0	0	\$0	0	\$0	0	\$0
Total	2,081	\$2,938	1,949	\$3,127	6,550	\$3,194	3,663	\$3,063	6,784	\$2,056
Rural										
Battle Mountain	0	\$0	0	\$0	0	\$0	0	\$0	0	\$0
Boulder City	64	\$1,308	76	\$1,157	23	\$1,465	11	\$1,515	14	\$4,191
Carson Valley	238	\$3,086	241	\$3,602	215	\$3,047	154	\$2,762	183	\$2,868
Churchill	371	\$2,243	340	\$2,450	338	\$2,543	394	\$2,559	366	\$2,663
Desert View	28	\$4,043	135	\$1,706	473	\$5,403	605	\$7,279	450	\$10,182
Grover C. Dils	4	\$813	11	\$1,220	9	\$1,583	16	\$1,602	21	\$2,062
Humboldt	56	\$2,211	86	\$2,305	266	\$2,445	265	\$2,831	240	\$2,599
Incline Village	0	\$0	0	\$0	0	\$0	0	\$0	0	\$0
Mesa View	32	\$1,775	100	\$1,374	174	\$1,533	165	\$1,748	129	\$1,742
Mount Grant	0	\$0	0	\$0	0	\$0	0	\$0	0	\$0
Northeastern	233	\$2,051	244	\$2,300	280	\$2,604	196	\$2,662	178	\$2,787
Nye	163	\$2,902	256	\$2,448	356	\$2,375	242	\$2,276	95	\$4,278
Pershing	40	\$1,272	25	\$1,439	26	\$1,134	0	\$0	2	\$796
South Lyon	0	\$0	0	\$0	0	\$0	0	\$0	0	\$0
William Bee Ririe	0	\$0	0	\$0	0	\$0	0	\$0	0	\$0
Total	1,229	\$2,400	1,514	\$2,373	2,160	\$3,074	2,048	\$3,902	1,678	\$4,729
All Counties	4,656	\$3,429	4,971	\$3,665	10,868	\$4,283	7,907	\$5,556	10,833	\$4,430

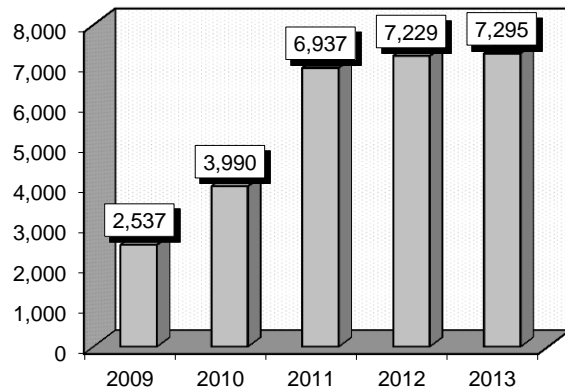
Diagnostic Upper GI Endoscopy Or Intubation (00134)

Diagnoses: that frequently accompanied Diagnostic Upper GI Endoscopy Or Intubation were: 1) Atrophic gastritis, without mention of hemorrhage (53510), 2) Internal hemorrhoids without mention of complication (4550), 3) Diaphragmatic hernia without mention of obstruction or gangrene (5533), 4) Esophageal reflux (53081), 5) Diverticulosis of colon (without mention of hemorrhage) (56210), 6) Other esophagitis (53019), 7) Benign neoplasm of colon (2113), 8) Helicobacter pylori [H. pylori] (04186).

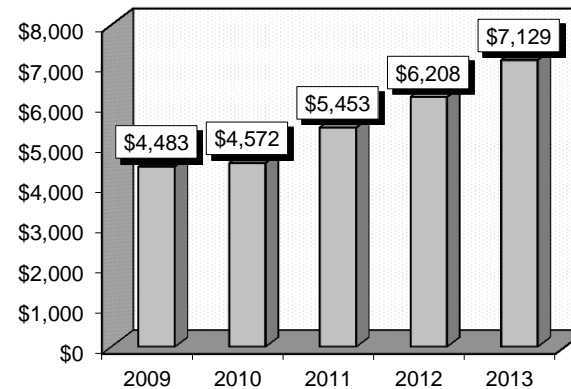
Definitions: **Atrophic Gastritis:** A process of chronic inflammation of the stomach mucosa, leading to loss of gastric glandular cells and their eventual replacement by intestinal and fibrous tissues. **Diaphragmatic Hernia:** A congenital defect in which an opening is present in the diaphragm (the partition separating the chest and abdominal cavities) at birth. **Diverticulosis:** The condition of having diverticula in the colon, which are outpocketings of the colonic mucosa. **Esophagitis:** Inflammation of the esophagus.

Gender	2009		2010		2011		2012		2013	
	Cases	Avg Bill	Cases	Avg Bill	Cases	Avg Bill	Cases	Avg Bill	Cases	Avg Bill
Male	988	\$4,465	1,603	\$4,621	2,846	\$5,446	2,901	\$6,276	2,867	\$7,142
Female	1,549	\$4,494	2,387	\$4,539	4,091	\$5,459	4,328	\$6,162	4,428	\$7,121
Age Group	Cases	Avg Bill	Cases	Avg Bill	Cases	Avg Bill	Cases	Avg Bill	Cases	Avg Bill
0-17	257	\$5,754	63	\$6,437	389	\$7,052	543	\$7,273	527	\$8,241
18-35	289	\$4,321	419	\$4,500	720	\$5,390	772	\$6,140	682	\$6,895
36-49	500	\$4,263	779	\$4,598	1,321	\$5,298	1,258	\$6,038	1,318	\$7,175
50-64	772	\$4,335	1,266	\$4,525	2,174	\$5,349	2,212	\$6,113	2,257	\$7,070
65+	719	\$4,405	1,463	\$4,540	2,333	\$5,392	2,444	\$6,166	2,511	\$6,988
Total	2,537	\$4,483	3,990	\$4,572	6,937	\$5,453	7,229	\$6,208	7,295	\$7,129

Patient Discharges



Average Billed Charges



County / Hospital	2009		2010		2011		2012		2013	
	Cases	Avg Bill	Cases	Avg Bill	Cases	Avg Bill	Cases	Avg Bill	Cases	Avg Bill
Clark										
Centennial Hills	50	\$4,655	0	\$0	419	\$6,039	471	\$7,558	388	\$9,500
Desert Springs	570	\$4,073	896	\$4,807	1,123	\$5,320	876	\$6,277	1,359	\$7,810
Mountain View	0	\$0	0	\$0	0	\$0	0	\$0	0	\$0
North Vista	0	\$0	0	\$0	0	\$0	1	\$11,575	4	\$9,805
Southern Hills	0	\$0	0	\$0	0	\$0	0	\$0	0	\$0
Spring Valley	253	\$4,373	0	\$0	746	\$5,391	643	\$8,022	605	\$10,048
St. Rose-Rose de Lima	0	\$0	408	\$4,688	391	\$5,366	354	\$5,802	277	\$6,233
St. Rose-San Martin	0	\$0	753	\$4,145	729	\$5,254	823	\$5,651	615	\$5,933
St. Rose-Siena	0	\$0	648	\$3,626	642	\$4,063	630	\$4,526	676	\$5,273
Summerlin	743	\$4,609	3	\$4,634	1,491	\$5,940	2,191	\$6,155	1,839	\$7,068
Sunrise	0	\$0	0	\$0	0	\$0	0	\$0	0	\$0
UMC	1	\$4,262	0	\$0	2	\$7,831	2	\$3,663	655	\$5,549
Valley	365	\$4,196	605	\$4,777	731	\$5,062	628	\$5,371	484	\$6,522
Total	1,982	\$4,350	3,313	\$4,405	6,274	\$5,361	6,619	\$6,141	6,902	\$7,121
Washoe										
Carson Tahoe	97	\$5,777	74	\$6,799	56	\$6,916	38	\$7,623	31	\$9,595
Northern Nevada	12	\$3,893	46	\$4,266	58	\$4,142	16	\$5,451	0	\$0
Renown Regional	32	\$4,111	27	\$4,039	26	\$4,261	29	\$4,873	17	\$5,656
Renown S. Meadows	108	\$6,491	128	\$6,668	144	\$7,672	120	\$7,889	107	\$7,554
Saint Mary's	148	\$6,048	215	\$6,874	239	\$8,300	245	\$9,003	126	\$9,403
Sierra Surgery	0	\$0	0	\$0	0	\$0	0	\$0	0	\$0
Total	397	\$5,881	490	\$6,408	523	\$7,317	448	\$8,193	281	\$8,493
Rural										
Battle Mountain	0	\$0	0	\$0	9	\$1,821	5	\$1,923	0	\$0
Boulder City	70	\$2,327	76	\$2,862	0	\$0	0	\$0	0	\$0
Carson Valley	0	\$0	0	\$0	0	\$0	0	\$0	1	\$2,780
Churchill	1	\$2,018	0	\$0	1	\$152	7	\$1,154	0	\$0
Desert View	0	\$0	0	\$0	0	\$0	1	\$8,764	0	\$0
Grover C. Dils	0	\$0	0	\$0	0	\$0	0	\$0	0	\$0
Humboldt	3	\$1,587	3	\$917	44	\$1,841	28	\$1,664	0	\$0
Incline Village	0	\$0	0	\$0	0	\$0	0	\$0	0	\$0
Mesa View	0	\$0	0	\$0	0	\$0	51	\$5,188	39	\$5,383
Mount Grant	2	\$1,050	25	\$2,691	48	\$2,880	50	\$2,863	42	\$2,948
Northeastern	0	\$0	0	\$0	0	\$0	0	\$0	0	\$0
Nye	0	\$0	0	\$0	7	\$2,581	8	\$3,406	0	\$0
Pershing	80	\$3,037	79	\$2,664	0	\$0	0	\$0	0	\$0
South Lyon	0	\$0	0	\$0	0	\$0	0	\$0	0	\$0
William Bee Ririe	2	\$1,257	4	\$2,652	31	\$3,647	12	\$4,060	30	\$4,561
Total	158	\$2,641	187	\$2,720	140	\$2,621	162	\$3,437	112	\$4,227
All Counties	2,537	\$4,483	3,990	\$4,572	6,937	\$5,453	7,229	\$6,208	7,295	\$7,129

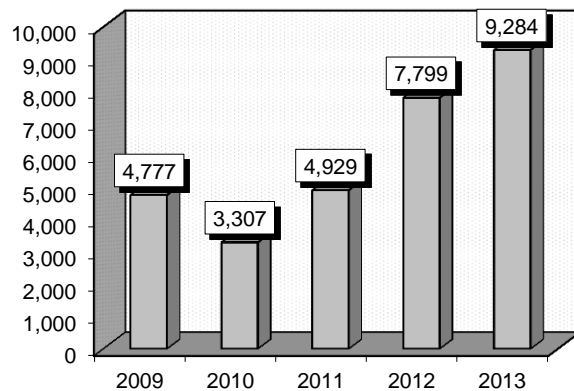
Level I Fetal Procedures (00191)

Diagnoses: that frequently accompanied Level I Fetal Procedures were: 1) Threatened premature labor, antepartum condition or complication (64403), 2) Decreased fetal movements, affecting management of mother, antepartum condition or complication (65573), 3) Abdominal pain, unspecified site (78900), 4) Premature rupture of membranes, antepartum condition or complication (65813), 5) Spotting complicating pregnancy, antepartum condition or complication (64953), 6) Abnormal glucose tolerance of mother, antepartum condition or complication (64883), 7) Leukorrhea, not specified as infective (6235), 8) Unspecified antepartum hemorrhage, antepartum condition or complication (64193).

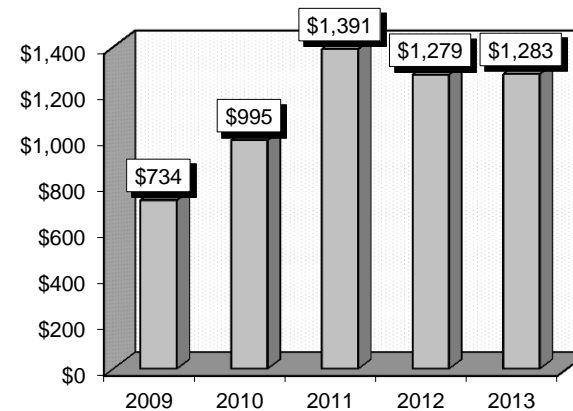
Definitions: **LEVEL:** Type of evidence used in the selection of certain courses of treatment. I - Randomized controlled trials, II - case-control studies, III - opinions of expert panels. **Antepartum:** occurring not long before childbirth. **Leukorrhea:** A whitish or yellowish discharge of mucus from the vagina. **Hemorrhage:** An escape of blood from a ruptured blood vessel.

Gender	2009		2010		2011		2012		2013	
	Cases	Avg Bill	Cases	Avg Bill	Cases	Avg Bill	Cases	Avg Bill	Cases	Avg Bill
Male	0	\$0	0	\$0	0	\$0	0	\$0	1	\$443
Female	4,777	\$734	3,307	\$995	4,929	\$1,391	7,799	\$1,279	9,283	\$1,283
Age Group	Cases	Avg Bill	Cases	Avg Bill	Cases	Avg Bill	Cases	Avg Bill	Cases	Avg Bill
0-17	211	\$628	148	\$908	189	\$1,532	241	\$1,415	258	\$1,309
18-35	4,165	\$726	2,872	\$989	4,266	\$1,383	6,801	\$1,267	8,191	\$1,283
36-49	401	\$878	286	\$1,084	474	\$1,405	757	\$1,349	834	\$1,272
50-64	0	\$0	1	\$3,614	0	\$0	0	\$0	1	\$443
65+	0	\$0	0	\$0	0	\$0	0	\$0	0	\$0
Total	4,777	\$734	3,307	\$995	4,929	\$1,391	7,799	\$1,279	9,284	\$1,283

Patient Discharges



Average Billed Charges



County / Hospital	2009		2010		2011		2012		2013	
	Cases	Avg Bill	Cases	Avg Bill	Cases	Avg Bill	Cases	Avg Bill	Cases	Avg Bill
Clark										
Centennial Hills	10	\$1,548	0	\$0	66	\$1,558	57	\$1,610	34	\$1,543
Desert Springs	0	\$0	0	\$0	0	\$0	0	\$0	0	\$0
Mountain View	0	\$0	0	\$0	25	\$656	63	\$685	69	\$774
North Vista	106	\$554	0	\$0	0	\$0	0	\$0	0	\$0
Southern Hills	0	\$0	21	\$560	78	\$550	57	\$724	53	\$816
Spring Valley	50	\$1,197	0	\$0	56	\$1,164	650	\$1,769	1,396	\$1,765
St. Rose-Rose de Lima	0	\$0	0	\$0	0	\$0	0	\$0	0	\$0
St. Rose-San Martin	0	\$0	0	\$0	0	\$0	3	\$3,169	0	\$0
St. Rose-Siena	0	\$0	0	\$0	0	\$0	0	\$0	2	\$4,353
Summerlin	123	\$762	0	\$0	58	\$1,236	87	\$1,190	136	\$1,491
Sunrise	19	\$1,829	12	\$5,324	17	\$2,689	23	\$613	18	\$399
UMC	1,890	\$473	1,954	\$911	1,781	\$1,061	1,689	\$1,157	1,933	\$1,082
Valley	116	\$1,561	148	\$1,507	2,050	\$1,847	1,617	\$2,019	1,549	\$2,126
Total	2,314	\$578	2,135	\$973	4,131	\$1,457	4,246	\$1,572	5,190	\$1,583
Washoe										
Carson Tahoe	104	\$1,030	114	\$1,077	151	\$1,194	135	\$1,432	304	\$594
Northern Nevada	0	\$0	0	\$0	0	\$0	0	\$0	0	\$0
Renown Regional	537	\$1,187	467	\$1,229	130	\$1,012	2,867	\$830	3,354	\$851
Renown S. Meadows	0	\$0	0	\$0	0	\$0	0	\$0	0	\$0
Saint Mary's	1,557	\$706	291	\$729	97	\$948	75	\$1,563	67	\$1,404
Sierra Surgery	0	\$0	0	\$0	0	\$0	0	\$0	0	\$0
Total	2,198	\$839	872	\$1,042	378	\$1,068	3,077	\$874	3,725	\$840
Rural										
Battle Mountain	0	\$0	0	\$0	0	\$0	0	\$0	0	\$0
Boulder City	0	\$0	0	\$0	0	\$0	0	\$0	0	\$0
Carson Valley	0	\$0	0	\$0	0	\$0	0	\$0	0	\$0
Churchill	136	\$433	160	\$408	226	\$454	218	\$389	125	\$441
Desert View	0	\$0	0	\$0	0	\$0	0	\$0	0	\$0
Grover C. Dils	0	\$0	0	\$0	0	\$0	0	\$0	0	\$0
Humboldt	0	\$0	0	\$0	37	\$192	15	\$301	2	\$168
Incline Village	0	\$0	0	\$0	0	\$0	0	\$0	0	\$0
Mesa View	17	\$1,248	64	\$1,184	73	\$1,705	111	\$1,564	61	\$1,389
Mount Grant	0	\$0	0	\$0	0	\$0	0	\$0	0	\$0
Northeastern	108	\$2,259	75	\$2,136	84	\$2,351	110	\$2,885	101	\$2,943
Nye	0	\$0	0	\$0	0	\$0	0	\$0	0	\$0
Pershing	0	\$0	0	\$0	0	\$0	0	\$0	0	\$0
South Lyon	0	\$0	0	\$0	0	\$0	0	\$0	0	\$0
William Bee Ririe	4	\$644	1	\$553	0	\$0	22	\$1,615	80	\$1,590
Total	265	\$1,233	300	\$1,006	420	\$1,028	476	\$1,294	369	\$1,530
All Counties	4,777	\$734	3,307	\$995	4,929	\$1,391	7,799	\$1,279	9,284	\$1,283

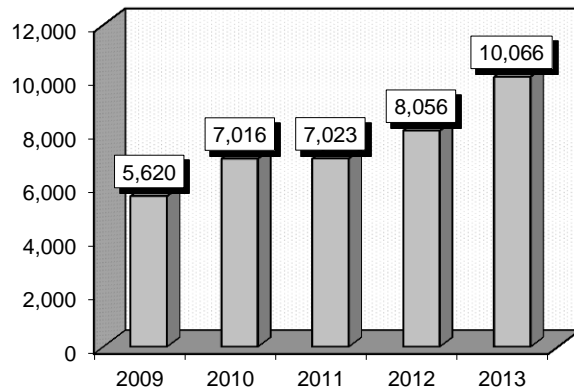
Physical Therapy (00271)

Diagnoses: that frequently accompanied Physical Therapy were: 1) Lumbago (7242), 2) Pain in joint, shoulder region (71941), 3) Backache, unspecified (7245), 4) Cervicalgia (7231), 5) Pain in joint, lower leg (71946), 6) Pain in joint, pelvic region and thigh (71945), 7) Knee joint replacement (V4365), 8) Sciatica (7243), 9) Rotator cuff (capsule) sprain (8404), 10) Degeneration of lumbar or lumbosacral intervertebral disc (72252).

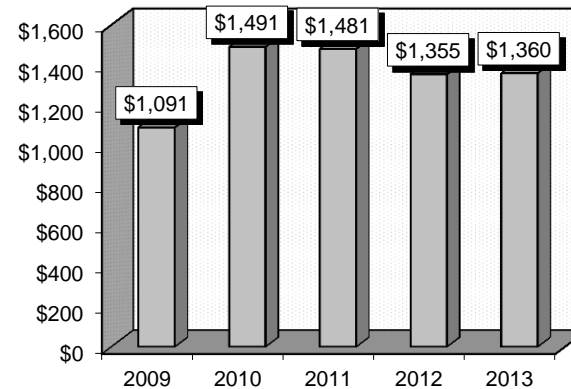
Definitions: **Lumbago:** Pain in the muscles and joints of the lower back. **Cervicalgia:** Pain in the neck. **Sciatica:** Pain affecting the back, hip, and outer side of the leg, caused by compression of a spinal nerve root in the lower back, often owing to degeneration of an intervertebral disk. **Lumbosacral:** Lower back.

Gender	2009		2010		2011		2012		2013	
	Cases	Avg Bill	Cases	Avg Bill	Cases	Avg Bill	Cases	Avg Bill	Cases	Avg Bill
Male	2,383	\$1,089	2,764	\$1,440	2,778	\$1,404	3,330	\$1,394	4,054	\$1,467
Female	3,237	\$1,092	4,252	\$1,525	4,245	\$1,532	4,726	\$1,327	6,012	\$1,288
Age Group	Cases	Avg Bill	Cases	Avg Bill	Cases	Avg Bill	Cases	Avg Bill	Cases	Avg Bill
0-17	642	\$1,257	712	\$1,478	803	\$1,358	857	\$1,308	1,116	\$1,809
18-35	592	\$925	655	\$1,412	709	\$1,352	796	\$1,138	721	\$1,374
36-49	974	\$1,003	1,254	\$1,431	1,156	\$1,495	1,028	\$1,246	1,423	\$1,164
50-64	1,540	\$1,144	1,996	\$1,545	2,013	\$1,551	2,168	\$1,328	2,709	\$1,349
65+	1,872	\$1,088	2,399	\$1,504	2,342	\$1,496	3,207	\$1,474	4,097	\$1,310
Total	5,620	\$1,091	7,016	\$1,491	7,023	\$1,481	8,056	\$1,355	10,066	\$1,360

Patient Discharges



Average Billed Charges



County / Hospital	2009		2010		2011		2012		2013	
	Cases	Avg Bill	Cases	Avg Bill	Cases	Avg Bill	Cases	Avg Bill	Cases	Avg Bill
Clark										
Centennial Hills	0	\$0	0	\$0	0	\$0	0	\$0	1	\$11,536
Desert Springs	0	\$0	1	\$10,224	2	\$16,660	0	\$0	1	\$6,884
Mountain View	395	\$2,180	329	\$2,717	359	\$2,749	464	\$2,851	538	\$3,180
North Vista	1	\$2,709	1	\$6,601	0	\$0	1	\$15,643	0	\$0
Southern Hills	48	\$2,329	90	\$2,036	66	\$1,934	69	\$1,633	57	\$3,513
Spring Valley	1	\$572	0	\$0	1	\$7,307	1	\$14,113	0	\$0
St. Rose-Rose de Lima	0	\$0	830	\$2,731	531	\$2,552	14	\$4,723	2	\$14,571
St. Rose-San Martin	0	\$0	263	\$3,559	212	\$3,517	4	\$6,255	6	\$9,697
St. Rose-Siena	0	\$0	3	\$12,105	1	\$741	8	\$1,822	0	\$0
Summerlin	8	\$1,688	0	\$0	38	\$12,530	28	\$11,730	24	\$12,886
Sunrise	397	\$1,915	407	\$2,214	497	\$2,311	507	\$2,729	751	\$2,283
UMC	4	\$885	0	\$0	30	\$1,339	0	\$0	2	\$20,588
Valley	0	\$0	0	\$0	1	\$2,351	3	\$17,734	0	\$0
Total	854	\$2,053	1,924	\$2,720	1,738	\$2,833	1,099	\$3,036	1,382	\$2,954
Washoe										
Carson Tahoe	3	\$1,674	2	\$2,063	9	\$3,970	18	\$2,028	16	\$3,079
Northern Nevada	0	\$0	0	\$0	1	\$2,375	7	\$2,125	31	\$2,592
Renown Regional	74	\$836	226	\$1,027	327	\$1,280	775	\$1,335	720	\$1,206
Renown S. Meadows	790	\$1,408	923	\$1,505	981	\$1,621	1,489	\$1,730	1,515	\$1,734
Saint Mary's	22	\$1,540	20	\$2,085	17	\$2,834	14	\$5,627	11	\$1,679
Sierra Surgery	0	\$0	0	\$0	0	\$0	0	\$0	1	\$1,464
Total	889	\$1,364	1,171	\$1,423	1,335	\$1,569	2,303	\$1,624	2,294	\$1,589
Rural										
Battle Mountain	473	\$617	571	\$600	468	\$740	532	\$815	354	\$761
Boulder City	576	\$925	597	\$1,320	429	\$1,431	524	\$1,821	430	\$2,381
Carson Valley	0	\$0	1	\$2,760	3	\$421	3	\$349	1,124	\$725
Churchill	0	\$0	7	\$559	10	\$1,151	3	\$796	1	\$1,544
Desert View	88	\$1,038	260	\$1,049	84	\$2,564	64	\$2,879	35	\$4,298
Grover C. Dils	3	\$4,607	3	\$3,404	2	\$3,437	1	\$1,682	1	\$306
Humboldt	0	\$0	0	\$0	10	\$229	2	\$3,642	0	\$0
Incline Village	489	\$277	587	\$317	765	\$563	918	\$593	1,596	\$1,283
Mesa View	1	\$1,051	0	\$0	0	\$0	1	\$2,237	0	\$0
Mount Grant	87	\$653	52	\$844	10	\$1,797	24	\$1,860	3	\$764
Northeastern	296	\$1,357	363	\$1,447	341	\$1,456	40	\$2,350	6	\$3,660
Nye	0	\$0	0	\$0	1	\$649	79	\$1,046	15	\$37
Pershing	339	\$1,526	361	\$1,304	843	\$405	1,389	\$287	2,032	\$309
South Lyon	765	\$581	478	\$540	217	\$563	260	\$597	155	\$934
William Bee Ririe	760	\$890	641	\$1,028	767	\$1,013	814	\$1,142	638	\$1,343
Total	3,877	\$816	3,921	\$909	3,950	\$857	4,654	\$824	6,390	\$933
All Counties	5,620	\$1,091	7,016	\$1,491	7,023	\$1,481	8,056	\$1,355	10,066	\$1,360

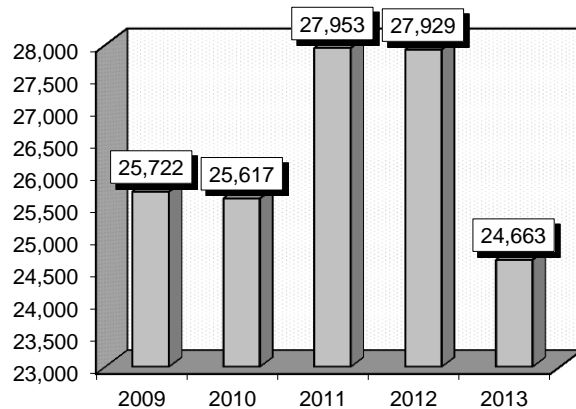
Mammography (00286)

Diagnoses: that frequently accompanied Mammography were: 1) Other (abnormal) findings on radiological examination of breast (79389), 2) Personal history of malignant neoplasm of breast (V103), 3) Lump or mass in breast (61172), 4) Mammographic microcalcification (79381), 5) Breast replacement (V4382), 6) Malignant neoplasm of breast (female), unspecified (1749), 7) Mastodynia (61171), 8) Diffuse cystic mastopathy (6101).

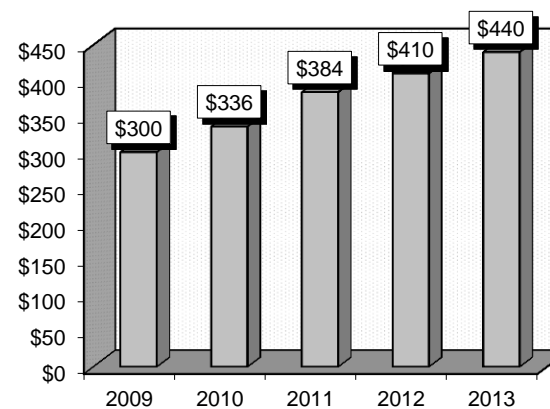
Definitions: Neoplasm: Tumor; any new and abnormal growth, specifically one in which cell multiplication is uncontrolled and progressive. **Microcalcification:** Tiny specks of mineral deposits, that can be scattered throughout the mammary gland, or occur in clusters. **Mastodynia:** Breast pain. **Mastopathy:** Benign breast changes, manifested by swelling, indurated nodules or cysts.

Gender	2009		2010		2011		2012		2013	
	Cases	Avg Bill	Cases	Avg Bill	Cases	Avg Bill	Cases	Avg Bill	Cases	Avg Bill
Male	55	\$270	66	\$329	79	\$336	53	\$462	55	\$466
Female	25,667	\$301	25,551	\$336	27,874	\$384	27,876	\$410	24,608	\$440
Age Group	Cases	Avg Bill	Cases	Avg Bill	Cases	Avg Bill	Cases	Avg Bill	Cases	Avg Bill
0-17	2	\$227	1	\$118	0	\$0	0	\$0	0	\$0
18-35	203	\$311	191	\$322	150	\$381	143	\$421	128	\$503
36-49	6,866	\$296	6,195	\$328	6,398	\$377	6,281	\$404	5,085	\$426
50-64	11,018	\$316	11,158	\$353	12,076	\$398	11,795	\$421	10,453	\$445
65+	7,633	\$282	8,072	\$320	9,329	\$371	9,710	\$401	8,997	\$441
Total	25,722	\$300	25,617	\$336	27,953	\$384	27,929	\$410	24,663	\$440

Patient Discharges



Average Billed Charges



County / Hospital	2009		2010		2011		2012		2013	
	Cases	Avg Bill	Cases	Avg Bill	Cases	Avg Bill	Cases	Avg Bill	Cases	Avg Bill
Clark										
Centennial Hills	210	\$488	1	\$428	402	\$596	324	\$669	306	\$692
Desert Springs	129	\$388	66	\$420	0	\$0	0	\$0	0	\$0
Mountain View	1,706	\$383	1,683	\$437	1,528	\$456	1,386	\$514	1,284	\$557
North Vista	157	\$351	98	\$349	97	\$403	47	\$737	0	\$0
Southern Hills	282	\$219	264	\$270	294	\$328	284	\$342	295	\$345
Spring Valley	50	\$416	0	\$0	148	\$1,408	144	\$1,588	125	\$1,601
St. Rose-Rose de Lima	0	\$0	446	\$533	448	\$587	351	\$648	402	\$688
St. Rose-San Martin	0	\$0	155	\$464	198	\$561	195	\$647	312	\$671
St. Rose-Siena	0	\$0	458	\$417	490	\$460	388	\$500	457	\$530
Summerlin	412	\$495	0	\$0	590	\$677	716	\$924	792	\$940
Sunrise	3,189	\$416	3,066	\$474	3,075	\$532	2,937	\$580	3,003	\$641
UMC	6	\$404	0	\$0	0	\$0	0	\$0	0	\$0
Valley	55	\$387	102	\$420	79	\$460	47	\$578	0	\$0
Total	6,196	\$403	6,339	\$452	7,349	\$538	6,819	\$620	6,976	\$663
Washoe										
Carson Tahoe	1,666	\$255	1,598	\$265	1,833	\$256	2,026	\$266	2,067	\$288
Northern Nevada	2,505	\$135	2,450	\$150	2,634	\$243	2,392	\$265	2,196	\$263
Renown Regional	0	\$0	0	\$0	0	\$0	0	\$0	0	\$0
Renown S. Meadows	0	\$0	0	\$0	0	\$0	0	\$0	0	\$0
Saint Mary's	6,459	\$368	6,506	\$441	7,155	\$492	6,597	\$504	4,691	\$498
Sierra Surgery	2,220	\$315	2,277	\$278	2,167	\$199	2,561	\$232	1	\$203
Total	12,850	\$299	12,831	\$335	13,789	\$367	13,576	\$375	8,955	\$392
Rural										
Battle Mountain	0	\$0	0	\$0	0	\$0	0	\$0	0	\$0
Boulder City	168	\$235	132	\$243	126	\$286	66	\$239	0	\$0
Carson Valley	1,246	\$235	949	\$393	880	\$326	888	\$326	1,015	\$321
Churchill	2,210	\$228	1,921	\$234	1,983	\$236	1,911	\$242	1,575	\$250
Desert View	350	\$128	1,091	\$133	1,098	\$201	1,121	\$256	1,176	\$373
Grover C. Dils	0	\$0	0	\$0	0	\$0	0	\$0	0	\$0
Humboldt	82	\$263	118	\$286	327	\$219	523	\$343	594	\$345
Incline Village	0	\$0	0	\$0	0	\$0	0	\$0	0	\$0
Mesa View	1,188	\$270	959	\$244	1,207	\$357	1,363	\$374	1,247	\$390
Mount Grant	0	\$0	0	\$0	0	\$0	0	\$0	0	\$0
Northeastern	425	\$197	417	\$269	438	\$319	870	\$359	2,413	\$323
Nye	0	\$0	0	\$0	0	\$0	0	\$0	0	\$0
Pershing	0	\$0	0	\$0	0	\$0	0	\$0	0	\$0
South Lyon	523	\$66	438	\$65	321	\$65	438	\$75	345	\$73
William Bee Ririe	484	\$102	422	\$103	435	\$115	354	\$151	367	\$177
Total	6,676	\$208	6,447	\$225	6,815	\$253	7,534	\$284	8,732	\$312
All Counties	25,722	\$300	25,617	\$336	27,953	\$384	27,929	\$410	24,663	\$440

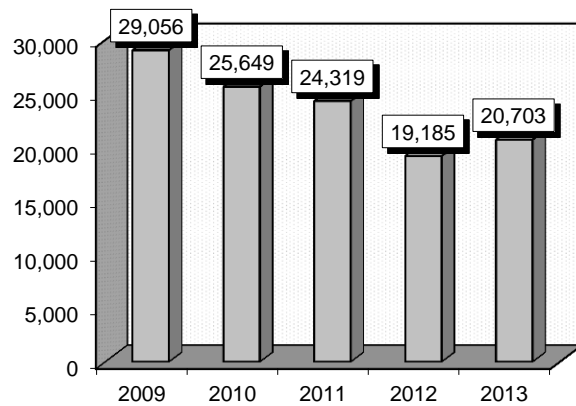
Diagnostic Ultrasound Except Obstetrical And Vascular Of Lower Extremities (00288)

Diagnoses: that frequently accompanied Diagnostic Ultrasound Except Obstetrical And Vascular Of Lower Extremities were: 1) Other and unspecified ovarian cyst (6202), 2) Nontoxic uninodular goiter (2410), 3) Occlusion and stenosis of carotid artery without mention of cerebral infarction (43310), 4) Hydronephrosis (591), 5) Calculus of gallbladder without mention of cholecystitis, without mention of obstruction (57420), 6) Leiomyoma of uterus, unspecified (2189), 7) Chronic kidney disease, Stage III (moderate) (5853), 8) Cirrhosis of liver without mention of alcohol (5715).

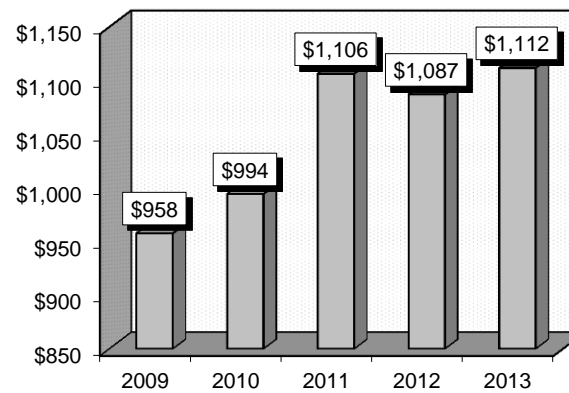
Definitions: **Goiter:** Enlargement of the thyroid. **Occlusion:** The blockage or closing of a blood vessel or hollow organ. **Stenosis:** The abnormal narrowing of a passage in the body. **Hydronephrosis:** Accumulation of urine in the kidney because of an obstruction in the ureter. **Leiomyoma:** A benign tumor of smooth muscle (usually in the uterus or digestive tract). **Cirrhosis:** A chronic disease of the liver marked by degeneration of cells, inflammation, and fibrous thickening of tissue. It is typically a result of alcoholism or hepatitis.

Gender	2009		2010		2011		2012		2013	
	Cases	Avg Bill	Cases	Avg Bill	Cases	Avg Bill	Cases	Avg Bill	Cases	Avg Bill
Male	9,365	\$989	8,612	\$1,022	8,492	\$1,150	6,199	\$1,107	6,916	\$1,143
Female	19,691	\$943	17,037	\$980	15,827	\$1,083	12,986	\$1,077	13,787	\$1,096
Age Group	Cases	Avg Bill	Cases	Avg Bill	Cases	Avg Bill	Cases	Avg Bill	Cases	Avg Bill
0-17	2,733	\$1,046	2,399	\$1,124	2,333	\$1,247	1,966	\$1,352	1,962	\$1,363
18-35	4,175	\$897	3,506	\$959	3,058	\$1,020	2,647	\$1,025	2,839	\$1,012
36-49	6,186	\$911	4,913	\$954	4,236	\$1,039	3,773	\$1,072	3,936	\$1,094
50-64	7,969	\$950	6,824	\$991	6,238	\$1,104	5,124	\$1,092	5,727	\$1,114
65+	7,993	\$1,003	8,007	\$999	8,454	\$1,135	5,675	\$1,030	6,239	\$1,087
Total	29,056	\$958	25,649	\$994	24,319	\$1,106	19,185	\$1,087	20,703	\$1,112

Patient Discharges



Average Billed Charges



County / Hospital	2009		2010		2011		2012		2013	
	Cases	Avg Bill	Cases	Avg Bill	Cases	Avg Bill	Cases	Avg Bill	Cases	Avg Bill
Clark										
Centennial Hills	198	\$1,716	0	\$0	181	\$1,932	111	\$2,032	67	\$2,164
Desert Springs	117	\$1,259	89	\$1,381	84	\$1,850	28	\$1,797	20	\$2,383
Mountain View	1,498	\$1,327	1,472	\$1,492	1,354	\$1,723	917	\$1,826	713	\$2,008
North Vista	223	\$922	156	\$1,121	118	\$1,208	146	\$2,123	83	\$1,523
Southern Hills	298	\$756	272	\$868	242	\$1,001	123	\$1,215	120	\$1,439
Spring Valley	85	\$1,726	0	\$0	60	\$1,692	45	\$2,127	43	\$2,289
St. Rose-Rose de Lima	0	\$0	219	\$1,294	125	\$1,812	104	\$1,492	110	\$1,472
St. Rose-San Martin	0	\$0	74	\$1,356	108	\$1,985	130	\$2,079	129	\$1,801
St. Rose-Siena	0	\$0	172	\$1,305	156	\$1,646	176	\$1,544	156	\$2,351
Summerlin	406	\$1,362	0	\$0	297	\$1,392	270	\$1,773	316	\$1,924
Sunrise	1,673	\$1,003	1,643	\$1,156	1,615	\$1,266	1,416	\$1,460	1,356	\$1,568
UMC	1,444	\$1,176	1,426	\$1,247	1,406	\$1,323	1,317	\$1,478	1,571	\$1,453
Valley	53	\$2,455	29	\$1,763	29	\$2,278	21	\$1,517	6	\$1,840
Total	5,995	\$1,186	5,552	\$1,273	5,775	\$1,456	4,804	\$1,608	4,690	\$1,665
Washoe										
Carson Tahoe	1,755	\$801	1,701	\$858	1,418	\$959	1,231	\$887	1,279	\$755
Northern Nevada	1,099	\$1,139	957	\$1,169	877	\$1,384	737	\$1,467	844	\$1,442
Renown Regional	4,366	\$1,127	2,622	\$1,206	2,253	\$1,374	489	\$1,414	2,554	\$1,067
Renown S. Meadows	2,136	\$1,130	1,034	\$1,171	855	\$1,345	81	\$1,166	845	\$985
Saint Mary's	6,012	\$827	5,883	\$987	5,502	\$1,114	4,187	\$1,104	3,192	\$1,089
Sierra Surgery	1,802	\$612	1,720	\$598	1,056	\$297	1,359	\$339	751	\$307
Total	17,170	\$936	13,917	\$991	11,961	\$1,109	8,084	\$995	9,465	\$998
Rural										
Battle Mountain	0	\$0	0	\$0	0	\$0	0	\$0	0	\$0
Boulder City	495	\$682	406	\$836	179	\$884	95	\$947	31	\$1,602
Carson Valley	1,053	\$1,142	907	\$1,065	704	\$1,284	486	\$1,278	642	\$1,158
Churchill	1,367	\$831	1,185	\$888	1,152	\$942	1,059	\$931	728	\$920
Desert View	375	\$349	1,221	\$358	1,551	\$407	1,227	\$428	1,069	\$639
Grover C. Dils	25	\$392	48	\$404	69	\$429	46	\$425	47	\$409
Humboldt	93	\$701	162	\$677	517	\$957	634	\$1,049	543	\$1,073
Incline Village	1	\$177	0	\$0	0	\$0	0	\$0	0	\$0
Mesa View	733	\$751	619	\$805	665	\$911	614	\$1,010	638	\$1,073
Mount Grant	240	\$525	196	\$553	191	\$524	188	\$513	150	\$575
Northeastern	755	\$748	719	\$815	644	\$912	1,083	\$837	2,059	\$854
Nye	194	\$829	193	\$883	295	\$916	225	\$713	69	\$1,209
Pershing	126	\$331	109	\$334	66	\$350	55	\$416	102	\$606
South Lyon	0	\$0	0	\$0	159	\$349	254	\$343	158	\$289
William Bee Ririe	434	\$741	415	\$783	391	\$746	331	\$870	312	\$951
Total	5,891	\$789	6,180	\$752	6,583	\$796	6,297	\$808	6,548	\$880
All Counties	29,056	\$958	25,649	\$994	24,319	\$1,106	19,185	\$1,087	20,703	\$1,112

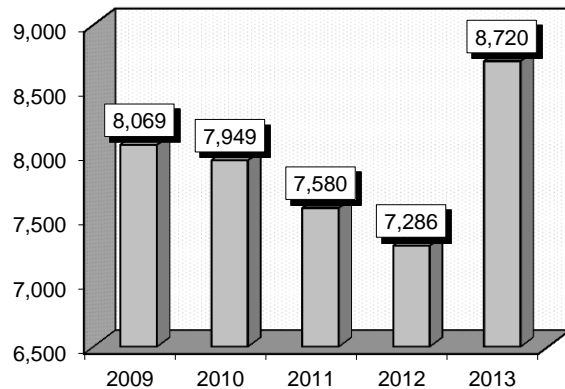
MRI - Back (00294)

Diagnoses: that frequently accompanied MRI - Back were: 1) Lumbago (7242), 2) Cervicalgia (7231), 3) Lumbosacral spondylosis without myelopathy (7213), 4) Spinal stenosis, lumbar region (72402), 5) Cervical spondylosis without myelopathy (7210), 6) Disturbance of skin sensation (7820), 7) Spinal stenosis in cervical region (7230), 8) Sciatica (7243), 9) Scoliosis [and kyphoscoliosis], idiopathic (73730), 10) Spondylolisthesis (75612), 11) Neuralgia, neuritis, and radiculitis, unspecified (7292).

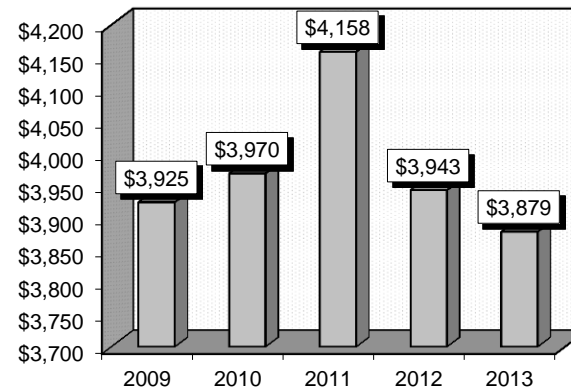
Definitions: **Lumbago:** Lumbago. **Cervicalgia:** Pain in the neck. **Lumbosacral:** Lower back. **Stenosis:** The abnormal narrowing of a passage in the body. **Sciatica:** Pain affecting the back, hip, and outer side of the leg, caused by compression of a spinal nerve root in the lower back, often owing to degeneration of an intervertebral disk. **Scoliosis:** Abnormal lateral curvature of the spine. **Spondylolisthesis:** A forward dislocation of one vertebra over the one beneath it producing pressure on spinal nerves.

Gender	2009		2010		2011		2012		2013	
	Cases	Avg Bill	Cases	Avg Bill	Cases	Avg Bill	Cases	Avg Bill	Cases	Avg Bill
Male	3,317	\$3,829	3,262	\$3,883	3,111	\$4,081	2,978	\$3,818	3,667	\$3,786
Female	4,752	\$3,992	4,687	\$4,030	4,469	\$4,212	4,308	\$4,030	5,053	\$3,946
Age Group	Cases	Avg Bill	Cases	Avg Bill	Cases	Avg Bill	Cases	Avg Bill	Cases	Avg Bill
0-17	171	\$5,392	145	\$6,167	145	\$6,193	162	\$6,308	186	\$6,181
18-35	890	\$3,742	809	\$3,969	722	\$4,184	731	\$4,019	839	\$3,598
36-49	1,828	\$3,868	1,752	\$3,970	1,515	\$4,150	1,465	\$3,893	1,699	\$3,816
50-64	2,746	\$4,033	2,661	\$4,020	2,417	\$4,239	2,460	\$3,978	2,941	\$3,944
65+	2,434	\$3,809	2,582	\$3,793	2,781	\$3,980	2,468	\$3,761	3,055	\$3,788
Total	8,069	\$3,925	7,949	\$3,970	7,580	\$4,158	7,286	\$3,943	8,720	\$3,879

Patient Discharges



Average Billed Charges



County / Hospital	2009		2010		2011		2012		2013	
	Cases	Avg Bill	Cases	Avg Bill	Cases	Avg Bill	Cases	Avg Bill	Cases	Avg Bill
Clark										
Centennial Hills	42	\$4,713	0	\$0	50	\$5,819	56	\$6,117	54	\$5,778
Desert Springs	16	\$3,997	17	\$5,888	15	\$4,607	23	\$7,614	13	\$7,499
Mountain View	258	\$3,298	203	\$3,694	195	\$4,289	190	\$4,508	190	\$5,396
North Vista	61	\$3,706	45	\$4,408	30	\$4,691	52	\$4,511	76	\$5,385
Southern Hills	38	\$3,039	50	\$3,541	55	\$4,446	33	\$4,281	25	\$6,860
Spring Valley	24	\$6,092	0	\$0	24	\$5,705	22	\$6,792	19	\$5,984
St. Rose-Rose de Lima	0	\$0	39	\$4,408	53	\$5,006	30	\$5,882	58	\$5,735
St. Rose-San Martin	0	\$0	13	\$4,600	25	\$5,523	30	\$5,522	24	\$7,565
St. Rose-Siena	0	\$0	59	\$4,994	72	\$4,996	69	\$6,118	50	\$6,397
Summerlin	85	\$5,163	0	\$0	56	\$5,730	55	\$6,767	57	\$7,472
Sunrise	195	\$3,505	200	\$4,124	206	\$4,412	192	\$5,330	210	\$5,065
UMC	0	\$0	464	\$4,066	459	\$4,309	412	\$4,825	463	\$5,189
Valley	17	\$4,000	8	\$5,041	9	\$5,825	12	\$8,042	11	\$5,115
Total	736	\$3,792	1,098	\$4,101	1,249	\$4,597	1,176	\$5,224	1,250	\$5,529
Washoe										
Carson Tahoe	361	\$3,394	352	\$3,689	363	\$3,934	364	\$3,515	342	\$3,042
Northern Nevada	391	\$3,855	360	\$4,124	316	\$4,633	311	\$5,253	308	\$5,111
Renown Regional	1,267	\$5,405	930	\$5,419	857	\$5,537	458	\$5,781	1,079	\$4,959
Renown S. Meadows	712	\$5,068	434	\$5,140	389	\$5,422	130	\$5,433	784	\$4,311
Saint Mary's	1,873	\$4,367	1,713	\$5,283	1,461	\$6,047	1,322	\$6,306	1,023	\$6,621
Sierra Surgery	739	\$2,170	860	\$2,351	634	\$837	980	\$970	1,103	\$1,110
Total	5,343	\$4,299	4,649	\$4,544	4,020	\$4,754	3,565	\$4,363	4,639	\$4,170
Rural										
Battle Mountain	22	\$1,746	29	\$1,747	26	\$1,997	23	\$2,160	31	\$2,341
Boulder City	48	\$2,356	37	\$2,304	42	\$2,744	45	\$2,752	18	\$4,347
Carson Valley	383	\$4,537	347	\$3,934	302	\$4,326	299	\$3,615	331	\$3,231
Churchill	519	\$2,995	401	\$3,295	425	\$3,409	384	\$3,421	284	\$3,569
Desert View	132	\$1,464	543	\$1,501	582	\$1,584	388	\$1,884	345	\$2,816
Grover C. Dils	8	\$1,534	4	\$1,438	0	\$0	0	\$0	0	\$0
Humboldt	39	\$2,825	51	\$2,522	169	\$3,593	266	\$3,597	219	\$3,895
Incline Village	0	\$0	0	\$0	0	\$0	0	\$0	0	\$0
Mesa View	288	\$2,575	221	\$2,706	202	\$2,951	209	\$3,116	221	\$3,200
Mount Grant	80	\$1,709	79	\$2,033	76	\$2,026	82	\$2,126	95	\$2,564
Northeastern	271	\$2,836	235	\$3,211	238	\$3,584	468	\$2,421	960	\$1,914
Nye	5	\$2,783	36	\$3,104	58	\$3,397	58	\$2,993	19	\$3,973
Pershing	47	\$2,996	54	\$2,602	14	\$3,218	40	\$3,054	26	\$2,580
South Lyon	0	\$0	0	\$0	34	\$1,109	143	\$1,100	133	\$1,112
William Bee Ririe	148	\$2,336	165	\$2,351	143	\$2,319	140	\$2,613	149	\$2,898
Total	1,990	\$2,968	2,202	\$2,691	2,311	\$2,885	2,545	\$2,764	2,831	\$2,674
All Counties	8,069	\$3,925	7,949	\$3,970	7,580	\$4,158	7,286	\$3,943	8,720	\$3,879

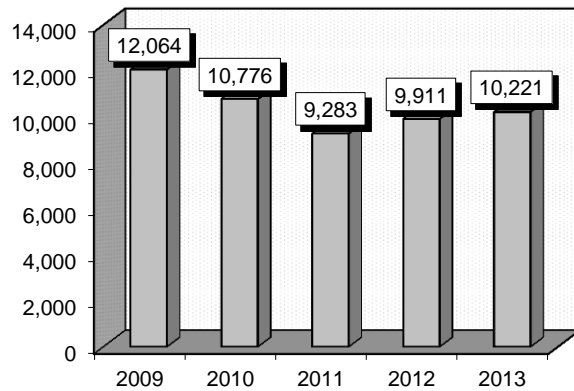
Cat Scan - Abdomen (00300)

Diagnoses: that frequently accompanied Cat Scan - Abdomen were: 1) Calculus of kidney (5920), 2) Diverticulosis of colon (without mention of hemorrhage) (56210), 3) Hematuria, unspecified (59970), 4) Cyst of kidney, acquired (5932), 5) Calculus of gallbladder without mention of cholecystitis, without mention of obstruction (57420), 6) Enlargement of lymph nodes (7856), 7) Gross hematuria (59971), 8) Malignant neoplasm of colon, unspecified site (1539), 9) Hydronephrosis (591).

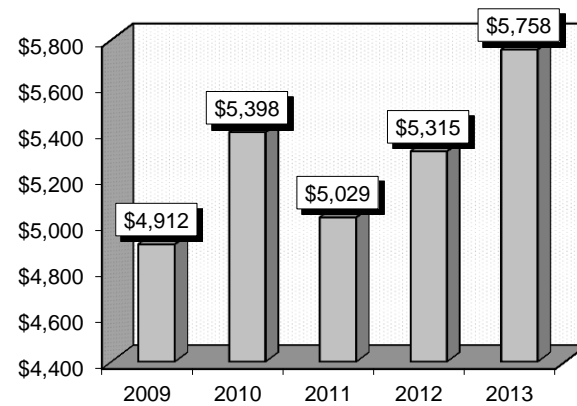
Definitions: **Calculus of Kidney:** Kidney stones. **Diverticulosis:** The condition of having diverticula in the colon, which are outpocketings of the colonic mucosa. **Hematuria:** The presence of blood in urine. **Cholecystitis:** Inflammation of the gallbladder. **Hydronephrosis:** Accumulation of urine in the kidney because of an obstruction in the ureter.

Gender	2009		2010		2011		2012		2013	
	Cases	Avg Bill	Cases	Avg Bill	Cases	Avg Bill	Cases	Avg Bill	Cases	Avg Bill
Male	5,283	\$4,918	4,766	\$5,287	4,142	\$4,981	4,408	\$5,272	4,667	\$5,656
Female	6,781	\$4,907	6,010	\$5,487	5,141	\$5,067	5,503	\$5,350	5,554	\$5,845
Age Group	Cases	Avg Bill	Cases	Avg Bill	Cases	Avg Bill	Cases	Avg Bill	Cases	Avg Bill
0-17	317	\$5,006	270	\$5,516	234	\$5,132	229	\$5,783	225	\$5,958
18-35	1,263	\$4,650	1,116	\$6,093	863	\$4,667	947	\$5,099	889	\$5,648
36-49	2,230	\$4,837	1,903	\$5,421	1,426	\$4,830	1,544	\$5,124	1,541	\$5,681
50-64	3,943	\$4,928	3,471	\$5,406	2,775	\$4,848	3,117	\$5,254	3,193	\$5,550
65+	4,311	\$5,005	4,016	\$5,180	3,985	\$5,298	4,074	\$5,459	4,373	\$5,950
Total	12,064	\$4,912	10,776	\$5,398	9,283	\$5,029	9,911	\$5,315	10,221	\$5,758

Patient Discharges



Average Billed Charges



County / Hospital	2009		2010		2011		2012		2013	
	Cases	Avg Bill	Cases	Avg Bill	Cases	Avg Bill	Cases	Avg Bill	Cases	Avg Bill
Clark										
Centennial Hills	105	\$6,590	0	\$0	95	\$7,705	109	\$8,833	101	\$9,702
Desert Springs	81	\$7,059	68	\$7,838	84	\$8,551	49	\$10,455	49	\$9,811
Mountain View	106	\$4,025	79	\$4,454	364	\$7,331	411	\$7,614	416	\$9,522
North Vista	160	\$7,957	124	\$9,532	78	\$6,524	94	\$5,593	93	\$6,339
Southern Hills	7	\$2,829	6	\$3,776	79	\$5,278	73	\$7,538	103	\$9,399
Spring Valley	101	\$7,502	0	\$0	109	\$8,455	107	\$8,689	81	\$9,197
St. Rose-Rose de Lima	0	\$0	155	\$12,729	71	\$10,358	90	\$8,865	76	\$9,420
St. Rose-San Martin	0	\$0	124	\$12,696	66	\$11,127	48	\$12,084	66	\$12,108
St. Rose-Siena	0	\$0	285	\$12,406	128	\$10,974	154	\$13,300	177	\$14,062
Summerlin	224	\$6,680	0	\$0	156	\$8,603	181	\$9,031	154	\$10,446
Sunrise	32	\$3,447	37	\$4,080	327	\$7,857	332	\$9,500	200	\$9,370
UMC	787	\$5,419	713	\$5,884	677	\$4,964	808	\$5,735	938	\$5,566
Valley	56	\$7,105	29	\$8,008	27	\$11,286	28	\$9,920	24	\$9,107
Total	1,659	\$6,034	1,620	\$8,488	2,261	\$7,261	2,484	\$7,945	2,478	\$8,334
Washoe										
Carson Tahoe	714	\$4,499	626	\$4,846	533	\$4,417	576	\$4,623	604	\$3,780
Northern Nevada	412	\$5,527	328	\$6,283	294	\$7,223	276	\$7,749	319	\$7,959
Renown Regional	1,876	\$6,578	1,439	\$6,657	552	\$7,118	765	\$7,574	1,151	\$7,636
Renown S. Meadows	1,044	\$6,634	742	\$6,954	440	\$7,601	520	\$7,405	889	\$7,483
Saint Mary's	2,665	\$4,101	2,380	\$4,825	2,216	\$3,955	2,020	\$4,006	1,507	\$4,230
Sierra Surgery	975	\$2,633	908	\$2,744	542	\$826	783	\$935	824	\$1,549
Total	7,686	\$4,977	6,423	\$5,264	4,577	\$4,580	4,940	\$4,711	5,294	\$5,273
Rural										
Battle Mountain	24	\$3,687	42	\$3,458	39	\$2,598	58	\$2,040	57	\$2,007
Boulder City	193	\$4,797	107	\$5,254	25	\$2,752	20	\$4,424	16	\$5,568
Carson Valley	372	\$4,659	294	\$5,394	216	\$4,368	184	\$4,221	204	\$4,063
Churchill	616	\$3,920	513	\$4,158	397	\$4,343	484	\$4,454	348	\$4,580
Desert View	164	\$2,310	566	\$2,120	544	\$2,633	401	\$2,841	341	\$4,049
Grover C. Dils	22	\$2,123	43	\$2,026	40	\$1,795	44	\$1,773	59	\$1,553
Humboldt	29	\$4,622	52	\$4,146	168	\$3,761	203	\$3,795	189	\$3,978
Incline Village	33	\$3,808	46	\$3,541	41	\$2,300	32	\$1,971	49	\$2,326
Mesa View	306	\$5,296	275	\$5,795	217	\$6,214	262	\$6,426	238	\$7,132
Mount Grant	121	\$3,621	111	\$3,807	91	\$4,082	92	\$3,885	94	\$4,068
Northeastern	350	\$3,878	252	\$4,299	225	\$4,807	289	\$4,291	504	\$4,477
Nye	89	\$5,432	65	\$4,438	106	\$4,791	70	\$3,732	21	\$4,489
Pershing	49	\$4,246	36	\$4,000	29	\$3,270	32	\$1,978	7	\$2,213
South Lyon	166	\$2,567	144	\$2,495	87	\$1,878	118	\$1,875	129	\$1,705
William Bee Ririe	185	\$3,301	187	\$3,375	220	\$3,032	198	\$3,324	193	\$3,434
Total	2,719	\$4,043	2,733	\$3,884	2,445	\$3,805	2,487	\$3,890	2,449	\$4,203
All Counties	12,064	\$4,912	10,776	\$5,398	9,283	\$5,029	9,911	\$5,315	10,221	\$5,758

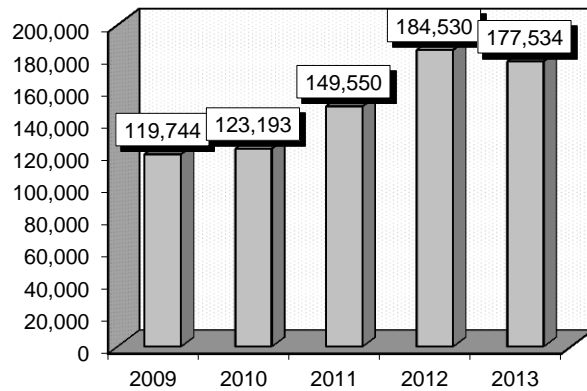
Organ Or Disease Oriented Panels (00403)

Diagnoses: that frequently accompanied Organ Or Disease Oriented Panels were: 1) Other and unspecified hyperlipidemia (2724), 2) Unspecified essential hypertension (4019), 3) Unspecified acquired hypothyroidism (2449), 4) Pure hypercholesterolemia (2720), 5) Anemia, unspecified (2859), 6) Chronic kidney disease, Stage III (moderate) (5853), 7) Atrial fibrillation (42731), 8) Coronary atherosclerosis of unspecified type of vessel, native or graft (41400), 9) Congestive heart failure, unspecified (4280).

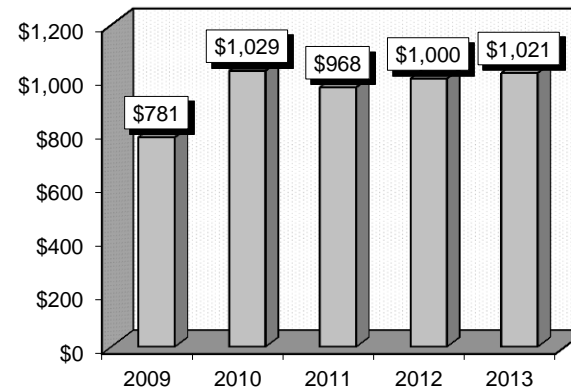
Definitions: **Hyperlipidemia:** An abnormally high concentration of fats or lipids in the blood. **Hypertension:** High blood pressure. **Hypothyroidism:** Underactive thyroid gland. **Hypercholesterolemia:** An excess of cholesterol in the bloodstream. **Anemia:** A condition marked by a deficiency of red blood cells or of hemoglobin in the blood, resulting in pallor and weariness. **Atrial Fibrillation:** Irregular heartbeat. **Atherosclerosis:** Hardening of the arteries.

Gender	2009		2010		2011		2012		2013	
	Cases	Avg Bill	Cases	Avg Bill	Cases	Avg Bill	Cases	Avg Bill	Cases	Avg Bill
Male	52,932	\$812	55,497	\$1,080	66,145	\$1,032	80,419	\$1,059	77,170	\$1,084
Female	66,812	\$757	67,696	\$988	83,405	\$917	104,111	\$955	100,364	\$972
Age Group	Cases	Avg Bill	Cases	Avg Bill	Cases	Avg Bill	Cases	Avg Bill	Cases	Avg Bill
0-17	2,751	\$773	2,765	\$923	3,210	\$942	4,783	\$1,110	4,161	\$1,062
18-35	9,226	\$965	9,049	\$1,208	11,968	\$1,147	16,219	\$1,074	14,899	\$1,137
36-49	16,793	\$888	16,497	\$1,130	20,461	\$1,034	26,076	\$1,020	23,109	\$1,037
50-64	34,663	\$752	35,280	\$1,035	42,759	\$1,026	53,257	\$1,017	49,045	\$1,042
65+	56,311	\$738	59,602	\$976	71,152	\$885	84,195	\$964	86,320	\$983
Total	119,744	\$781	123,193	\$1,029	149,550	\$968	184,530	\$1,000	177,534	\$1,021

Patient Discharges



Average Billed Charges



County / Hospital	2009		2010		2011		2012		2013	
	Cases	Avg Bill	Cases	Avg Bill	Cases	Avg Bill	Cases	Avg Bill	Cases	Avg Bill
Clark										
Centennial Hills	156	\$2,806	1	\$2,610	271	\$2,163	324	\$2,709	154	\$2,849
Desert Springs	112	\$8,436	100	\$5,068	132	\$4,425	168	\$3,046	120	\$2,678
Mountain View	1,713	\$5,426	1,423	\$6,519	1,324	\$6,129	1,453	\$7,316	1,445	\$7,701
North Vista	178	\$2,464	182	\$3,349	188	\$3,381	204	\$3,361	157	\$2,669
Southern Hills	350	\$4,306	315	\$1,969	331	\$2,456	412	\$3,380	562	\$2,989
Spring Valley	141	\$2,312	0	\$0	177	\$4,327	106	\$5,440	90	\$5,125
St. Rose-Rose de Lima	0	\$0	329	\$10,795	179	\$12,707	186	\$8,144	156	\$9,155
St. Rose-San Martin	0	\$0	825	\$13,868	572	\$7,391	605	\$7,995	579	\$7,477
St. Rose-Siena	0	\$0	978	\$10,760	1,090	\$9,956	1,195	\$12,861	1,232	\$12,854
Summerlin	403	\$2,537	0	\$0	339	\$2,591	451	\$3,707	609	\$3,127
Sunrise	1,463	\$3,067	976	\$4,290	1,133	\$5,804	1,617	\$7,831	1,501	\$8,303
UMC	10,305	\$1,186	11,357	\$1,454	11,364	\$1,555	11,253	\$1,757	6,244	\$2,199
Valley	319	\$2,191	214	\$2,737	198	\$5,629	176	\$4,142	142	\$10,866
Total	15,140	\$2,073	16,700	\$3,462	17,298	\$3,185	18,150	\$3,925	12,991	\$5,056
Washoe										
Carson Tahoe	23,280	\$609	23,520	\$647	22,520	\$685	21,232	\$697	20,730	\$753
Northern Nevada	1,657	\$558	1,635	\$665	1,754	\$673	4,768	\$1,107	3,150	\$935
Renown Regional	20,516	\$600	22,001	\$576	48,989	\$573	79,116	\$619	84,411	\$637
Renown S. Meadows	2,716	\$879	2,814	\$1,580	4,358	\$1,475	4,935	\$848	5,110	\$716
Saint Mary's	6,118	\$964	5,883	\$1,085	4,415	\$1,022	3,601	\$978	2,653	\$1,094
Sierra Surgery	0	\$0	1	\$531	4	\$303	0	\$0	1,384	\$582
Total	54,287	\$658	55,854	\$712	82,040	\$678	113,652	\$675	117,438	\$679
Rural										
Battle Mountain	636	\$527	1,290	\$517	1,323	\$587	1,433	\$575	1,381	\$537
Boulder City	1,288	\$822	1,010	\$941	757	\$1,072	596	\$949	378	\$1,593
Carson Valley	9,314	\$707	9,342	\$823	8,327	\$965	7,250	\$944	8,207	\$905
Churchill	11,878	\$398	10,303	\$432	10,039	\$451	10,680	\$434	8,861	\$446
Desert View	242	\$1,000	826	\$487	984	\$1,660	946	\$2,036	974	\$3,796
Grover C. Dils	808	\$312	1,615	\$346	1,593	\$340	1,577	\$344	1,318	\$275
Humboldt	691	\$563	1,156	\$559	3,759	\$900	5,197	\$1,066	4,512	\$1,059
Incline Village	742	\$303	1,295	\$326	1,342	\$394	1,209	\$392	1,660	\$495
Mesa View	1,474	\$653	1,538	\$609	1,539	\$712	1,860	\$724	1,851	\$769
Mount Grant	3,370	\$450	2,897	\$450	2,733	\$452	2,861	\$471	2,827	\$544
Northeastern	8,132	\$478	7,196	\$568	7,497	\$633	7,399	\$704	5,658	\$737
Nye	1,189	\$693	1,973	\$774	2,055	\$956	1,690	\$959	506	\$1,257
Pershing	1,671	\$565	1,503	\$660	1,403	\$662	1,565	\$738	1,563	\$614
South Lyon	4,118	\$337	4,136	\$342	2,562	\$349	3,995	\$362	3,448	\$366
William Bee Ririe	4,764	\$660	4,559	\$696	4,299	\$674	4,470	\$705	3,961	\$880
Total	50,317	\$526	50,639	\$577	50,212	\$677	52,728	\$695	47,105	\$761
All Counties	119,744	\$781	123,193	\$1,029	149,550	\$968	184,530	\$1,000	177,534	\$1,021

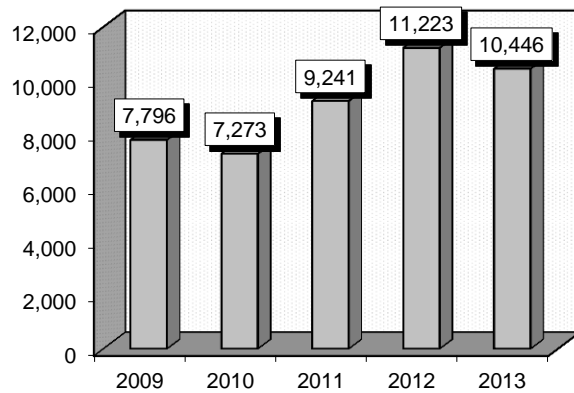
Urinalysis (00410)

Diagnoses: that frequently accompanied Urinalysis were: 1) Diabetes mellitus without mention of complication, type II or unspecified type, not stated as uncontrolled (25000), 2) Dysuria (7881), 3) Abdominal pain, unspecified site (78900), 4) Hematuria, unspecified (59970), 5) Other specified complications of pregnancy, antepartum condition or complication (64683), 6) Threatened premature labor, antepartum condition or complication (64403), 7) Unspecified acquired hypothyroidism (2449), 8) Unspecified vitamin D deficiency (2689), 9) Long-term (current) use of other medications (V5869).

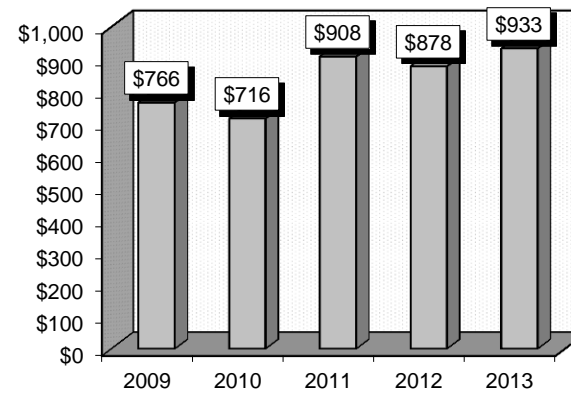
Definitions: **Dysuria:** Painful or difficult urination. **Hematuria:** The presence of blood in urine. **Hypothyroidism:** Underactive thyroid gland.

Gender	2009		2010		2011		2012		2013	
	Cases	Avg Bill	Cases	Avg Bill	Cases	Avg Bill	Cases	Avg Bill	Cases	Avg Bill
Male	1,944	\$357	1,857	\$399	1,931	\$385	2,329	\$446	2,118	\$387
Female	5,852	\$901	5,416	\$825	7,310	\$1,047	8,894	\$991	8,328	\$1,072
Age Group	Cases	Avg Bill	Cases	Avg Bill	Cases	Avg Bill	Cases	Avg Bill	Cases	Avg Bill
0-17	362	\$984	331	\$575	483	\$499	637	\$574	471	\$521
18-35	2,477	\$1,021	2,249	\$1,078	3,023	\$1,240	3,672	\$1,160	3,454	\$1,258
36-49	1,342	\$1,244	1,109	\$954	1,426	\$1,537	1,596	\$1,437	1,390	\$1,753
50-64	1,736	\$501	1,639	\$570	1,736	\$826	2,059	\$875	1,629	\$930
65+	1,879	\$289	1,945	\$308	2,573	\$303	3,259	\$347	3,502	\$344
Total	7,796	\$766	7,273	\$716	9,241	\$908	11,223	\$878	10,446	\$933

Patient Discharges



Average Billed Charges



County / Hospital	2009		2010		2011		2012		2013	
	Cases	Avg Bill	Cases	Avg Bill	Cases	Avg Bill	Cases	Avg Bill	Cases	Avg Bill
Clark										
Centennial Hills	63	\$1,385	0	\$0	91	\$1,079	129	\$1,137	130	\$1,425
Desert Springs	0	\$0	4	\$402	0	\$0	48	\$211	21	\$308
Mountain View	322	\$1,011	407	\$1,140	627	\$2,753	642	\$3,143	578	\$3,739
North Vista	106	\$6,602	82	\$7,262	104	\$7,717	65	\$7,242	57	\$6,281
Southern Hills	178	\$3,310	146	\$3,853	278	\$4,931	265	\$5,663	304	\$5,889
Spring Valley	35	\$1,251	0	\$0	41	\$1,437	51	\$1,173	32	\$1,528
St. Rose-Rose de Lima	0	\$0	24	\$1,786	8	\$1,517	9	\$1,826	15	\$2,429
St. Rose-San Martin	0	\$0	58	\$1,646	40	\$1,895	79	\$1,399	77	\$1,432
St. Rose-Siena	0	\$0	114	\$2,054	159	\$2,086	177	\$2,021	242	\$1,646
Summerlin	293	\$3,457	0	\$0	42	\$1,629	70	\$1,155	56	\$1,458
Sunrise	219	\$1,673	174	\$2,071	130	\$2,506	163	\$2,050	101	\$1,285
UMC	1,828	\$459	1,522	\$560	945	\$583	799	\$684	210	\$900
Valley	83	\$1,471	134	\$1,379	39	\$1,297	45	\$1,562	35	\$1,505
Total	3,127	\$1,307	2,665	\$1,273	2,504	\$2,185	2,542	\$2,251	1,858	\$2,986
Washoe										
Carson Tahoe	370	\$466	184	\$349	288	\$581	221	\$474	247	\$507
Northern Nevada	13	\$335	15	\$444	35	\$229	546	\$438	261	\$392
Renown Regional	1,221	\$484	1,122	\$512	2,502	\$442	3,757	\$466	4,322	\$455
Renown S. Meadows	57	\$356	78	\$307	119	\$369	171	\$411	177	\$458
Saint Mary's	201	\$563	244	\$573	197	\$574	160	\$568	111	\$584
Sierra Surgery	0	\$0	0	\$0	1	\$182	0	\$0	1	\$76
Total	1,862	\$484	1,643	\$492	3,142	\$457	4,855	\$465	5,119	\$457
Rural										
Battle Mountain	94	\$218	179	\$192	132	\$254	132	\$291	154	\$279
Boulder City	3	\$188	0	\$0	2	\$1,349	1	\$191	0	\$0
Carson Valley	97	\$337	74	\$306	53	\$453	48	\$473	116	\$352
Churchill	476	\$327	541	\$293	691	\$333	644	\$288	514	\$337
Desert View	3	\$262	25	\$263	25	\$768	16	\$2,207	37	\$858
Grover C. Dils	35	\$115	49	\$120	34	\$119	33	\$95	36	\$182
Humboldt	96	\$424	177	\$410	910	\$488	1,029	\$702	939	\$744
Incline Village	53	\$210	60	\$218	58	\$182	59	\$210	57	\$236
Mesa View	110	\$305	92	\$302	76	\$497	70	\$388	56	\$438
Mount Grant	42	\$168	6	\$242	12	\$268	3	\$218	7	\$183
Northeastern	628	\$671	628	\$684	560	\$793	609	\$922	631	\$969
Nye	121	\$184	160	\$215	148	\$221	134	\$217	10	\$195
Pershing	110	\$224	108	\$225	170	\$212	164	\$214	152	\$192
South Lyon	600	\$157	564	\$153	391	\$138	540	\$139	445	\$150
William Bee Ririe	339	\$331	302	\$286	333	\$325	344	\$360	315	\$383
Total	2,807	\$350	2,965	\$338	3,595	\$413	3,826	\$489	3,469	\$537
All Counties	7,796	\$766	7,273	\$716	9,241	\$908	11,223	\$878	10,446	\$933

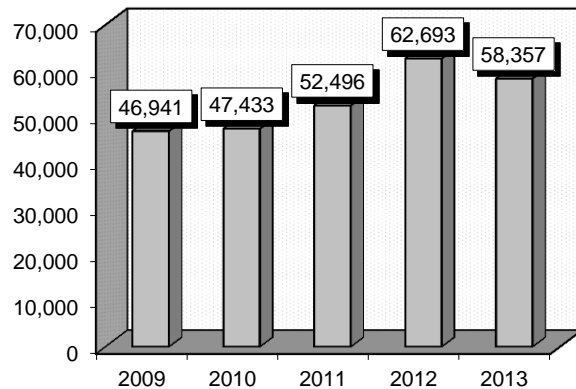
Venipuncture (00457)

Diagnoses: that frequently accompanied Venipuncture were: 1) Long-term (current) use of anticoagulants (V5861), 2) Atrial fibrillation (42731), 3) Unspecified acquired hypothyroidism (2449), 4) Encounter for therapeutic drug monitoring (V5883), 5) Other malaise and fatigue (78079), 6) Long-term (current) use of other medications (V5869), 7) Anemia, unspecified (2859), 8) Other and unspecified hyperlipidemia (2724), 9) Mitral valve disorders (4240).

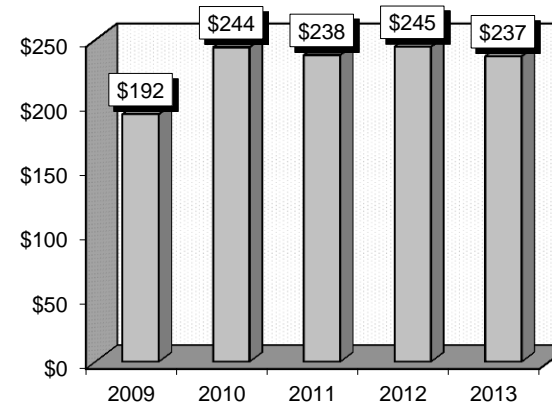
Definitions: Venipuncture: The puncture of a vein as part of a medical procedure, typically to withdraw a blood sample or for an intravenous injection. **Atrial Fibrillation:** An irregular heartbeat that increases the risk of stroke and heart disease. **Hypothyroidism:** Underactive thyroid gland. **Anemia:** A condition marked by a deficiency of red blood cells or of hemoglobin in the blood, resulting in pallor and weariness. **Hyperlipidemia:** An abnormally high concentration of fats or lipids in the blood.

Gender	2009		2010		2011		2012		2013	
	Cases	Avg Bill	Cases	Avg Bill	Cases	Avg Bill	Cases	Avg Bill	Cases	Avg Bill
Male	20,041	\$183	20,083	\$256	21,208	\$218	25,005	\$231	23,006	\$207
Female	26,900	\$200	27,350	\$235	31,288	\$252	37,688	\$254	35,351	\$257
Age Group	Cases	Avg Bill	Cases	Avg Bill	Cases	Avg Bill	Cases	Avg Bill	Cases	Avg Bill
0-17	1,916	\$260	1,779	\$293	2,080	\$702	2,476	\$602	2,346	\$333
18-35	6,210	\$227	5,940	\$257	6,795	\$272	8,590	\$279	8,604	\$289
36-49	5,097	\$240	4,949	\$291	5,898	\$302	6,814	\$299	6,380	\$315
50-64	9,544	\$214	9,421	\$360	10,351	\$248	11,920	\$277	11,015	\$272
65+	24,174	\$160	25,344	\$186	27,372	\$178	32,893	\$186	30,012	\$186
Total	46,941	\$192	47,433	\$244	52,496	\$238	62,693	\$245	58,357	\$237

Patient Discharges



Average Billed Charges



County / Hospital	2009		2010		2011		2012		2013	
	Cases	Avg Bill	Cases	Avg Bill	Cases	Avg Bill	Cases	Avg Bill	Cases	Avg Bill
Clark										
Centennial Hills	8	\$547	0	\$0	4	\$298	9	\$549	13	\$583
Desert Springs	49	\$1,233	34	\$1,010	28	\$807	38	\$1,403	16	\$1,120
Mountain View	0	\$0	296	\$1,662	112	\$1,997	58	\$4,563	0	\$0
North Vista	43	\$782	38	\$382	31	\$1,436	32	\$851	39	\$576
Southern Hills	192	\$767	150	\$1,052	69	\$1,190	60	\$1,744	50	\$2,014
Spring Valley	7	\$1,176	0	\$0	8	\$839	9	\$903	7	\$1,165
St. Rose-Rose de Lima	0	\$0	71	\$7,402	45	\$2,059	28	\$3,431	25	\$3,357
St. Rose-San Martin	0	\$0	88	\$11,403	52	\$1,777	45	\$4,448	56	\$3,617
St. Rose-Siena	0	\$0	91	\$7,143	92	\$1,865	87	\$4,696	91	\$3,885
Summerlin	34	\$2,418	0	\$0	28	\$881	33	\$2,600	26	\$1,513
Sunrise	183	\$1,687	131	\$2,294	162	\$8,742	147	\$7,800	82	\$1,920
UMC	1,338	\$257	1,347	\$291	1,132	\$336	935	\$328	602	\$407
Valley	32	\$1,161	14	\$924	7	\$1,305	25	\$922	16	\$973
Total	1,886	\$544	2,260	\$1,585	1,770	\$1,451	1,506	\$1,812	1,023	\$1,226
Washoe										
Carson Tahoe	10,583	\$199	11,097	\$208	10,918	\$202	12,918	\$196	11,584	\$195
Northern Nevada	560	\$166	558	\$127	451	\$157	877	\$318	804	\$194
Renown Regional	7,030	\$182	7,594	\$179	13,859	\$210	20,637	\$230	20,973	\$250
Renown S. Meadows	1,018	\$182	1,038	\$168	1,318	\$191	1,266	\$234	1,468	\$267
Saint Mary's	1,790	\$381	1,589	\$372	1,453	\$342	1,085	\$361	639	\$475
Sierra Surgery	1	\$333	0	\$0	0	\$0	0	\$0	186	\$280
Total	20,982	\$207	21,876	\$206	27,999	\$212	36,783	\$224	35,654	\$236
Rural										
Battle Mountain	545	\$120	223	\$137	0	\$0	0	\$0	0	\$0
Boulder City	330	\$193	357	\$223	273	\$279	313	\$246	94	\$652
Carson Valley	4,250	\$227	3,954	\$211	4,030	\$263	3,440	\$255	3,409	\$269
Churchill	5,532	\$141	5,150	\$146	4,787	\$154	5,170	\$161	3,946	\$166
Desert View	123	\$100	509	\$91	430	\$150	458	\$209	305	\$577
Grover C. Dils	165	\$121	317	\$124	366	\$118	298	\$115	416	\$94
Humboldt	380	\$112	777	\$109	2,136	\$192	2,870	\$231	2,542	\$229
Incline Village	316	\$107	591	\$107	556	\$95	468	\$94	872	\$127
Mesa View	511	\$150	442	\$151	426	\$175	770	\$151	761	\$174
Mount Grant	1,661	\$102	1,494	\$112	1,315	\$114	1,390	\$118	1,210	\$134
Northeastern	3,085	\$174	2,729	\$184	2,550	\$223	2,558	\$224	2,394	\$251
Nye	643	\$180	667	\$175	758	\$193	664	\$228	178	\$223
Pershing	986	\$152	815	\$133	873	\$148	808	\$167	752	\$164
South Lyon	3,043	\$73	3,046	\$69	2,230	\$70	3,196	\$73	2,953	\$69
William Bee Ririe	2,503	\$163	2,226	\$181	1,997	\$172	2,001	\$184	1,848	\$207
Total	24,073	\$152	23,297	\$151	22,727	\$176	24,404	\$179	21,680	\$193
All Counties	46,941	\$192	47,433	\$244	52,496	\$238	62,693	\$245	58,357	\$237

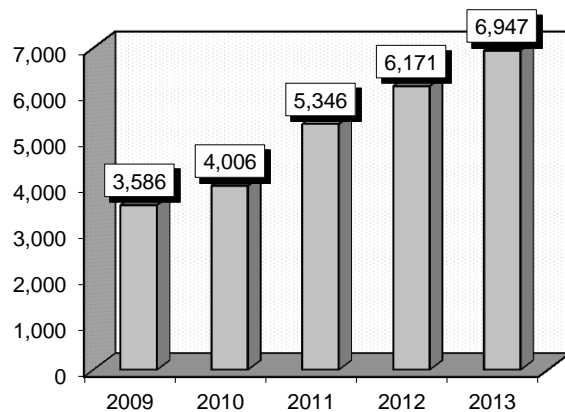
Infections Of Upper Respiratory Tract (00562)

Diagnoses: that frequently accompanied Infections Of Upper Respiratory Tract were: 1) Acute pharyngitis (462), 2) Allergic rhinitis, cause unspecified (4779), 3) Acute sinusitis, unspecified (4619), 4) Acute bronchitis (4660), 5) Streptococcal sore throat (0340), 6) Tobacco use disorder (3051), 7) Acute tonsillitis (463).

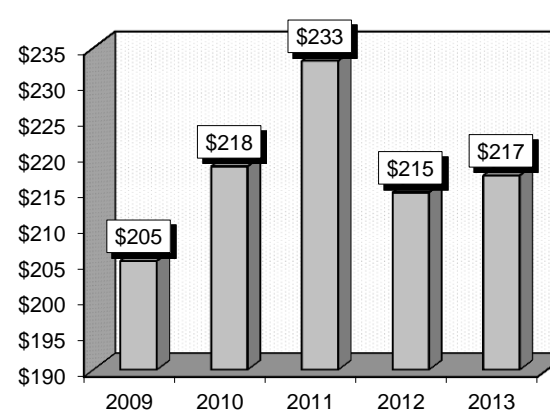
Definitions: **Pharyngitis:** Inflammation of the pharynx, causing a sore throat. **Rhinitis:** Inflammation of the mucous membrane of the nose, caused by a virus infection (e.g., the common cold) or by an allergic reaction (e.g., hay fever). **Sinusitis:** Inflammation of a nasal sinus. **Bronchitis:** Inflammation of the mucous membrane in the bronchial tubes. It typically causes bronchospasm and coughing. **Tonsillitis:** Inflammation of the tonsils.

Gender	2009		2010		2011		2012		2013	
	Cases	Avg Bill	Cases	Avg Bill	Cases	Avg Bill	Cases	Avg Bill	Cases	Avg Bill
Male	1,486	\$206	1,663	\$220	2,317	\$235	2,674	\$215	3,002	\$217
Female	2,100	\$204	2,343	\$217	3,029	\$232	3,497	\$215	3,945	\$217
Age Group	Cases	Avg Bill	Cases	Avg Bill	Cases	Avg Bill	Cases	Avg Bill	Cases	Avg Bill
0-17	1,163	\$221	1,289	\$224	1,844	\$223	2,309	\$199	2,535	\$207
18-35	645	\$211	692	\$221	1,035	\$231	1,130	\$227	1,338	\$216
36-49	712	\$201	729	\$228	919	\$230	962	\$215	1,044	\$212
50-64	692	\$195	726	\$206	857	\$242	996	\$224	1,087	\$218
65+	374	\$173	570	\$206	691	\$258	774	\$232	943	\$253
Total	3,586	\$205	4,006	\$218	5,346	\$233	6,171	\$215	6,947	\$217

Patient Discharges



Average Billed Charges



County / Hospital	2009		2010		2011		2012		2013	
	Cases	Avg Bill	Cases	Avg Bill	Cases	Avg Bill	Cases	Avg Bill	Cases	Avg Bill
Clark										
Centennial Hills	0	\$0	0	\$0	0	\$0	1	\$301	0	\$0
Desert Springs	0	\$0	0	\$0	0	\$0	0	\$0	0	\$0
Mountain View	0	\$0	0	\$0	0	\$0	0	\$0	0	\$0
North Vista	0	\$0	0	\$0	0	\$0	0	\$0	0	\$0
Southern Hills	0	\$0	0	\$0	1	\$502	2	\$842	0	\$0
Spring Valley	0	\$0	0	\$0	0	\$0	0	\$0	0	\$0
St. Rose-Rose de Lima	0	\$0	0	\$0	0	\$0	0	\$0	0	\$0
St. Rose-San Martin	0	\$0	0	\$0	0	\$0	0	\$0	0	\$0
St. Rose-Siena	0	\$0	0	\$0	0	\$0	0	\$0	0	\$0
Summerlin	1	\$1,662	0	\$0	0	\$0	1	\$213	0	\$0
Sunrise	1	\$184	0	\$0	0	\$0	0	\$0	0	\$0
UMC	238	\$186	310	\$255	371	\$284	222	\$285	25	\$387
Valley	0	\$0	0	\$0	0	\$0	0	\$0	0	\$0
Total	240	\$192	310	\$255	372	\$284	226	\$290	25	\$387
Washoe										
Carson Tahoe	2,016	\$270	2,258	\$274	1,999	\$357	1,792	\$323	1,813	\$369
Northern Nevada	0	\$0	0	\$0	0	\$0	0	\$0	0	\$0
Renown Regional	3	\$320	0	\$0	0	\$0	77	\$274	171	\$282
Renown S. Meadows	0	\$0	0	\$0	0	\$0	0	\$0	0	\$0
Saint Mary's	0	\$0	0	\$0	0	\$0	0	\$0	0	\$0
Sierra Surgery	0	\$0	0	\$0	0	\$0	0	\$0	0	\$0
Total	2,019	\$270	2,258	\$274	1,999	\$357	1,869	\$321	1,984	\$361
Rural										
Battle Mountain	0	\$0	1	\$172	2	\$219	0	\$0	1	\$315
Boulder City	0	\$0	0	\$0	0	\$0	0	\$0	0	\$0
Carson Valley	179	\$65	250	\$168	163	\$295	153	\$291	261	\$294
Churchill	0	\$0	0	\$0	0	\$0	0	\$0	0	\$0
Desert View	0	\$0	0	\$0	0	\$0	0	\$0	0	\$0
Grover C. Dils	0	\$0	4	\$155	0	\$0	0	\$0	0	\$0
Humboldt	122	\$157	204	\$128	1,966	\$132	3,070	\$164	3,530	\$146
Incline Village	0	\$0	0	\$0	34	\$168	21	\$183	0	\$0
Mesa View	1	\$198	0	\$0	0	\$0	0	\$0	0	\$0
Mount Grant	2	\$136	0	\$0	0	\$0	0	\$0	0	\$0
Northeastern	0	\$0	0	\$0	0	\$0	1	\$102	0	\$0
Nye	0	\$0	0	\$0	0	\$0	1	\$254	366	\$253
Pershing	1,019	\$108	977	\$111	803	\$138	809	\$130	778	\$124
South Lyon	2	\$1,094	1	\$568	6	\$143	21	\$140	2	\$222
William Bee Ririe	2	\$405	1	\$557	1	\$507	0	\$0	0	\$0
Total	1,327	\$109	1,438	\$124	2,975	\$143	4,076	\$162	4,938	\$158
All Counties	3,586	\$205	4,006	\$218	5,346	\$233	6,171	\$215	6,947	\$217

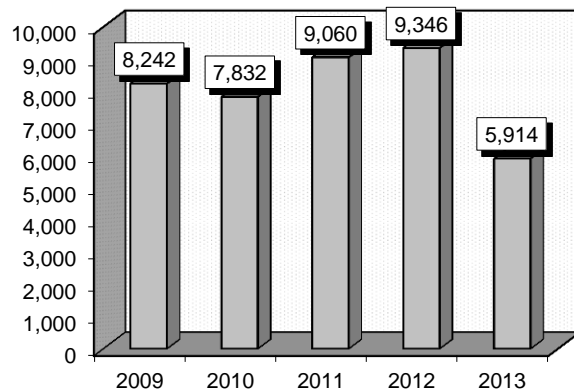
Hypertension (00599)

Diagnoses: that frequently accompanied Hypertension were: 1) Unspecified essential hypertension (4019), 2) Other and unspecified hyperlipidemia (2724), 3) Diabetes mellitus without mention of complication, type II or unspecified type, not stated as uncontrolled (25000), 4) Unspecified acquired hypothyroidism (2449), 5) Tobacco use disorder (3051), 6) Obesity, unspecified (27800), 7) Pure hypercholesterolemia (2720), 8) Coronary atherosclerosis of native coronary artery (41401), 9) Long-term (current) use of other medications (V5869), 10) Personal history of transient ischemic attack (TIA), and cerebral infarction without residual deficits (V1254).

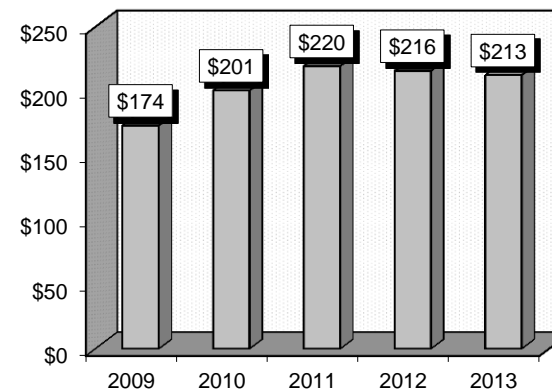
Definitions: **Hypertension:** Abnormally high blood pressure. **Hyperlipidemia:** An abnormally high concentration of fats or lipids in the blood. **Hypothyroidism:** Underactive thyroid gland. **Hypercholesterolemia:** An excess of cholesterol in the bloodstream. **Atherosclerosis:** Hardening of the arteries. **Cerebral Infarction:** Stroke.

Gender	2009		2010		2011		2012		2013	
	Cases	Avg Bill	Cases	Avg Bill	Cases	Avg Bill	Cases	Avg Bill	Cases	Avg Bill
Male	3,755	\$176	3,522	\$205	4,071	\$219	4,331	\$216	2,805	\$211
Female	4,487	\$172	4,310	\$197	4,989	\$220	5,015	\$216	3,109	\$214
Age Group	Cases	Avg Bill	Cases	Avg Bill	Cases	Avg Bill	Cases	Avg Bill	Cases	Avg Bill
0-17	1	\$221	0	\$0	0	\$0	0	\$0	2	\$80
18-35	200	\$177	204	\$195	259	\$207	250	\$203	154	\$191
36-49	1,711	\$183	1,368	\$203	1,493	\$212	1,487	\$210	839	\$206
50-64	4,511	\$176	3,901	\$203	4,433	\$212	4,707	\$215	2,584	\$204
65+	1,819	\$158	2,359	\$196	2,875	\$237	2,902	\$222	2,335	\$226
Total	8,242	\$174	7,832	\$201	9,060	\$220	9,346	\$216	5,914	\$213

Patient Discharges



Average Billed Charges



County / Hospital	2009		2010		2011		2012		2013	
	Cases	Avg Bill	Cases	Avg Bill	Cases	Avg Bill	Cases	Avg Bill	Cases	Avg Bill
Clark										
Centennial Hills	0	\$0	0	\$0	0	\$0	0	\$0	0	\$0
Desert Springs	0	\$0	0	\$0	0	\$0	0	\$0	0	\$0
Mountain View	0	\$0	0	\$0	0	\$0	0	\$0	0	\$0
North Vista	0	\$0	0	\$0	0	\$0	0	\$0	0	\$0
Southern Hills	0	\$0	0	\$0	0	\$0	0	\$0	0	\$0
Spring Valley	0	\$0	0	\$0	0	\$0	0	\$0	0	\$0
St. Rose-Rose de Lima	0	\$0	0	\$0	0	\$0	0	\$0	0	\$0
St. Rose-San Martin	0	\$0	0	\$0	0	\$0	0	\$0	0	\$0
St. Rose-Siena	0	\$0	0	\$0	0	\$0	0	\$0	0	\$0
Summerlin	0	\$0	0	\$0	0	\$0	0	\$0	0	\$0
Sunrise	5	\$184	0	\$0	0	\$0	0	\$0	0	\$0
UMC	6,880	\$180	5,772	\$209	6,276	\$217	5,871	\$222	637	\$229
Valley	0	\$0	0	\$0	0	\$0	0	\$0	0	\$0
Total	6,885	\$180	5,772	\$209	6,276	\$217	5,871	\$222	637	\$229
Washoe										
Carson Tahoe	13	\$288	22	\$372	12	\$555	24	\$507	24	\$445
Northern Nevada	0	\$0	0	\$0	0	\$0	0	\$0	0	\$0
Renown Regional	50	\$340	1	\$893	0	\$0	517	\$227	2,211	\$220
Renown S. Meadows	0	\$0	0	\$0	0	\$0	0	\$0	0	\$0
Saint Mary's	301	\$220	348	\$194	656	\$220	0	\$0	0	\$0
Sierra Surgery	0	\$0	0	\$0	0	\$0	0	\$0	0	\$0
Total	364	\$239	371	\$207	668	\$226	541	\$240	2,235	\$222
Rural										
Battle Mountain	0	\$0	0	\$0	0	\$0	0	\$0	0	\$0
Boulder City	0	\$0	0	\$0	0	\$0	0	\$0	0	\$0
Carson Valley	422	\$59	1,067	\$200	1,088	\$303	1,084	\$287	1,065	\$293
Churchill	0	\$0	0	\$0	0	\$0	0	\$0	0	\$0
Desert View	0	\$0	0	\$0	0	\$0	0	\$0	0	\$0
Grover C. Dils	1	\$112	0	\$0	0	\$0	0	\$0	0	\$0
Humboldt	200	\$185	201	\$139	780	\$150	1,499	\$155	1,519	\$149
Incline Village	0	\$0	0	\$0	0	\$0	3	\$133	0	\$0
Mesa View	1	\$112	0	\$0	0	\$0	0	\$0	0	\$0
Mount Grant	0	\$0	0	\$0	0	\$0	0	\$0	0	\$0
Northeastern	0	\$0	0	\$0	0	\$0	0	\$0	0	\$0
Nye	0	\$0	0	\$0	0	\$0	0	\$0	126	\$260
Pershing	369	\$106	421	\$114	248	\$123	343	\$128	332	\$135
South Lyon	0	\$0	0	\$0	0	\$0	5	\$108	0	\$0
William Bee Ririe	0	\$0	0	\$0	0	\$0	0	\$0	0	\$0
Total	993	\$102	1,689	\$172	2,116	\$225	2,934	\$201	3,042	\$202
All Counties	8,242	\$174	7,832	\$201	9,060	\$220	9,346	\$216	5,914	\$213

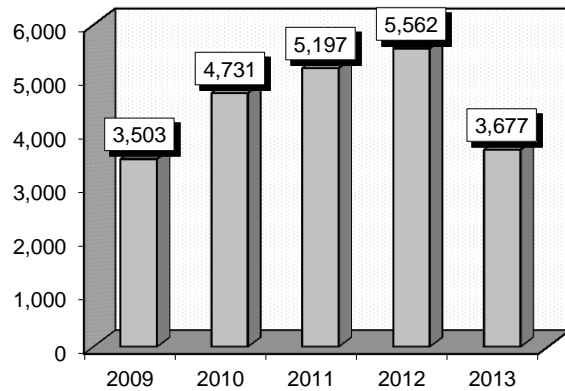
Diabetes Without Complications (00713)

Diagnoses: that frequently accompanied Diabetes Without Complications were: 1) Unspecified essential hypertension (4019), 2) Other and unspecified hyperlipidemia (2724), 3) Long-term (current) use of insulin (V5867), 4) Unspecified acquired hypothyroidism (2449), 5) Pure hypercholesterolemia (2720), 6) Obesity, unspecified (27800), 7) Chronic kidney disease, unspecified (5859), 8) Unspecified vitamin D deficiency (2689), 9) Tobacco use disorder (3051), 10) Coronary atherosclerosis of native coronary artery (41401), 11) Asthma, unspecified type, unspecified (49390).

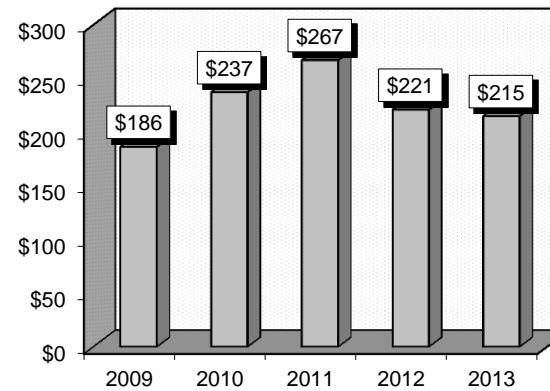
Definitions: **Hyperlipidemia:** An abnormally high concentration of fats or lipids in the blood. **Hypothyroidism:** Underactive thyroid gland. **Hypercholesterolemia:** An excess of cholesterol in the bloodstream. **Atherosclerosis:** Hardening of the arteries.

Gender	2009		2010		2011		2012		2013	
	Cases	Avg Bill	Cases	Avg Bill	Cases	Avg Bill	Cases	Avg Bill	Cases	Avg Bill
Male	1,748	\$186	2,393	\$257	2,665	\$287	2,749	\$221	1,720	\$212
Female	1,755	\$186	2,338	\$217	2,532	\$247	2,813	\$221	1,957	\$217
Age Group	Cases	Avg Bill	Cases	Avg Bill	Cases	Avg Bill	Cases	Avg Bill	Cases	Avg Bill
0-17	21	\$192	4	\$244	6	\$233	3	\$195	4	\$187
18-35	270	\$188	305	\$214	257	\$256	227	\$225	164	\$225
36-49	788	\$186	1,029	\$254	1,056	\$290	1,061	\$232	742	\$223
50-64	1,665	\$182	2,470	\$237	2,773	\$266	3,057	\$224	1,820	\$218
65+	759	\$195	923	\$226	1,105	\$252	1,214	\$202	947	\$202
Total	3,503	\$186	4,731	\$237	5,197	\$267	5,562	\$221	3,677	\$215

Patient Discharges



Average Billed Charges



County / Hospital	2009		2010		2011		2012		2013	
	Cases	Avg Bill	Cases	Avg Bill	Cases	Avg Bill	Cases	Avg Bill	Cases	Avg Bill
Clark										
Centennial Hills	0	\$0	0	\$0	0	\$0	0	\$0	0	\$0
Desert Springs	1	\$295	5	\$362	15	\$549	0	\$0	2	\$657
Mountain View	0	\$0	0	\$0	0	\$0	0	\$0	0	\$0
North Vista	15	\$785	31	\$960	60	\$1,093	0	\$0	0	\$0
Southern Hills	0	\$0	0	\$0	0	\$0	0	\$0	0	\$0
Spring Valley	0	\$0	0	\$0	0	\$0	0	\$0	0	\$0
St. Rose-Rose de Lima	0	\$0	3	\$488	4	\$568	1	\$541	0	\$0
St. Rose-San Martin	0	\$0	2	\$249	4	\$282	0	\$0	0	\$0
St. Rose-Siena	0	\$0	0	\$0	0	\$0	0	\$0	0	\$0
Summerlin	5	\$607	0	\$0	1	\$3,135	0	\$0	0	\$0
Sunrise	11	\$1,045	14	\$1,939	17	\$2,427	0	\$0	0	\$0
UMC	2,201	\$171	3,817	\$233	3,985	\$256	3,521	\$239	351	\$233
Valley	14	\$954	11	\$1,283	14	\$1,212	0	\$0	0	\$0
Total	2,247	\$185	3,883	\$249	4,100	\$283	3,522	\$239	353	\$236
Washoe										
Carson Tahoe	123	\$247	45	\$406	72	\$333	1	\$219	3	\$339
Northern Nevada	7	\$287	10	\$325	7	\$281	0	\$0	0	\$0
Renown Regional	488	\$262	149	\$226	150	\$256	679	\$228	2,089	\$233
Renown S. Meadows	0	\$0	0	\$0	0	\$0	0	\$0	0	\$0
Saint Mary's	13	\$242	6	\$191	8	\$227	0	\$0	0	\$0
Sierra Surgery	0	\$0	0	\$0	0	\$0	0	\$0	0	\$0
Total	631	\$259	210	\$268	237	\$279	680	\$228	2,092	\$233
Rural										
Battle Mountain	1	\$222	0	\$0	0	\$0	0	\$0	0	\$0
Boulder City	0	\$0	0	\$0	0	\$0	0	\$0	0	\$0
Carson Valley	135	\$61	307	\$202	235	\$296	222	\$297	223	\$296
Churchill	3	\$173	0	\$0	0	\$0	0	\$0	0	\$0
Desert View	0	\$0	0	\$0	0	\$0	0	\$0	0	\$0
Grover C. Dils	0	\$0	0	\$0	0	\$0	0	\$0	0	\$0
Humboldt	87	\$181	82	\$141	370	\$155	773	\$153	833	\$149
Incline Village	0	\$0	0	\$0	8	\$149	1	\$65	0	\$0
Mesa View	22	\$141	0	\$0	0	\$0	0	\$0	0	\$0
Mount Grant	0	\$0	0	\$0	1	\$1,585	0	\$0	0	\$0
Northeastern	1	\$132	0	\$0	1	\$76	4	\$43	0	\$0
Nye	0	\$0	0	\$0	0	\$0	0	\$0	33	\$287
Pershing	374	\$119	249	\$110	245	\$139	335	\$134	143	\$139
South Lyon	0	\$0	0	\$0	0	\$0	25	\$110	0	\$0
William Bee Ririe	2	\$184	0	\$0	0	\$0	0	\$0	0	\$0
Total	625	\$117	638	\$158	860	\$190	1,360	\$171	1,232	\$178
All Counties	3,503	\$186	4,731	\$237	5,197	\$267	5,562	\$221	3,677	\$215

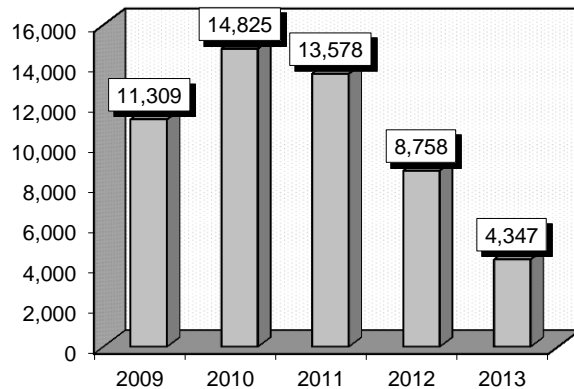
Other Aftercare & Convalescence (00872)

Diagnoses: that frequently accompanied Other Aftercare & Convalescence were: 1) Follow-up examination, following radiotherapy (V671), 2) Encounter for therapeutic drug monitoring (V5883), 3) Long-term (current) use of anticoagulants (V5861), 4) Other follow-up examination (V6759), 5) Atrial fibrillation (42731), 6) Unspecified acquired hypothyroidism (2449), 7) Cervicalgia (7231), 8) Arthropathy, unspecified, site unspecified (71690), 9) Asthma, unspecified type, unspecified (49390), 10) Anemia, unspecified (2859), 11) Fitting and adjustment of vascular catheter (V5881).

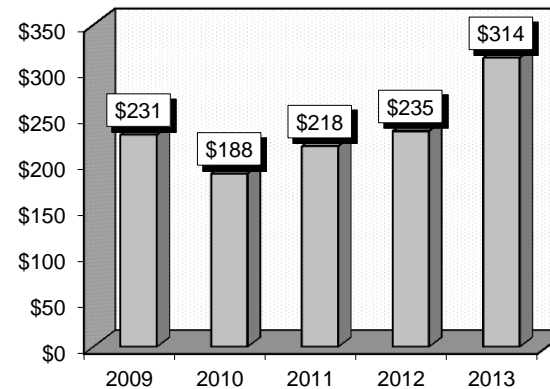
Definitions: **Anticoagulants:** A substance that prevents blood from forming clots. **Atrial Fibrillation:** An irregular heartbeat that increases the risk of stroke and heart disease. **Hypothyroidism:** Underactive thyroid gland. **Arthropathy:** Inflammation of one or more joints. **Hypothyroidism:** Underactive thyroid gland.

Gender	2009		2010		2011		2012		2013	
	Cases	Avg Bill	Cases	Avg Bill	Cases	Avg Bill	Cases	Avg Bill	Cases	Avg Bill
Male	5,637	\$214	7,798	\$188	7,095	\$216	4,087	\$239	2,240	\$316
Female	5,672	\$247	7,027	\$189	6,483	\$221	4,671	\$231	2,107	\$312
Age Group	Cases	Avg Bill	Cases	Avg Bill	Cases	Avg Bill	Cases	Avg Bill	Cases	Avg Bill
0-17	39	\$214	47	\$226	63	\$212	138	\$222	138	\$244
18-35	536	\$453	621	\$232	474	\$313	550	\$244	168	\$421
36-49	899	\$241	1,075	\$204	1,031	\$226	1,874	\$228	417	\$312
50-64	2,251	\$217	3,021	\$189	2,687	\$213	4,044	\$228	1,192	\$299
65+	7,584	\$218	10,061	\$184	9,323	\$214	2,152	\$251	2,432	\$319
Total	11,309	\$231	14,825	\$188	13,578	\$218	8,758	\$235	4,347	\$314

Patient Discharges



Average Billed Charges



County / Hospital	2009		2010		2011		2012		2013	
	Cases	Avg Bill	Cases	Avg Bill	Cases	Avg Bill	Cases	Avg Bill	Cases	Avg Bill
Clark										
Centennial Hills	0	\$0	0	\$0	2	\$862	3	\$886	0	\$0
Desert Springs	2	\$186	1	\$310	2	\$396	4	\$1,206	5	\$861
Mountain View	0	\$0	0	\$0	2	\$320	5	\$358	0	\$0
North Vista	0	\$0	0	\$0	0	\$0	2	\$964	9	\$1,030
Southern Hills	0	\$0	0	\$0	0	\$0	0	\$0	1	\$1,938
Spring Valley	78	\$1,735	0	\$0	17	\$2,397	1	\$2,605	4	\$3,164
St. Rose-Rose de Lima	0	\$0	57	\$217	52	\$237	68	\$272	32	\$256
St. Rose-San Martin	0	\$0	17	\$199	36	\$216	21	\$226	40	\$293
St. Rose-Siena	0	\$0	0	\$0	0	\$0	0	\$0	0	\$0
Summerlin	6	\$839	0	\$0	3	\$1,070	8	\$1,238	0	\$0
Sunrise	55	\$1,389	40	\$1,097	5	\$971	3	\$520	7	\$1,063
UMC	441	\$194	472	\$305	286	\$303	249	\$340	104	\$430
Valley	1	\$1,231	3	\$1,009	5	\$975	6	\$1,322	4	\$1,298
Total	583	\$521	590	\$351	410	\$399	370	\$381	206	\$512
Washoe										
Carson Tahoe	137	\$231	156	\$209	123	\$302	29	\$254	64	\$138
Northern Nevada	5	\$310	5	\$318	0	\$0	1	\$325	0	\$0
Renown Regional	1,122	\$137	839	\$134	908	\$145	6,527	\$242	2,734	\$357
Renown S. Meadows	0	\$0	0	\$0	0	\$0	0	\$0	194	\$351
Saint Mary's	9,197	\$227	12,137	\$188	11,088	\$220	1,103	\$171	707	\$171
Sierra Surgery	0	\$0	0	\$0	0	\$0	0	\$0	0	\$0
Total	10,461	\$217	13,137	\$185	12,119	\$215	7,660	\$232	3,699	\$318
Rural										
Battle Mountain	0	\$0	7	\$137	0	\$0	33	\$156	87	\$159
Boulder City	0	\$0	0	\$0	0	\$0	0	\$0	0	\$0
Carson Valley	182	\$104	1,031	\$141	911	\$187	474	\$216	212	\$228
Churchill	2	\$301	2	\$111	3	\$148	5	\$335	2	\$237
Desert View	0	\$0	0	\$0	0	\$0	0	\$0	0	\$0
Grover C. Dils	0	\$0	0	\$0	0	\$0	0	\$0	0	\$0
Humboldt	5	\$106	26	\$149	88	\$138	134	\$149	118	\$164
Incline Village	1	\$68	1	\$69	30	\$139	12	\$123	0	\$0
Mesa View	3	\$185	2	\$190	6	\$206	2	\$481	4	\$235
Mount Grant	0	\$0	0	\$0	0	\$0	0	\$0	0	\$0
Northeastern	1	\$132	0	\$0	0	\$0	0	\$0	4	\$314
Nye	0	\$0	0	\$0	0	\$0	3	\$182	0	\$0
Pershing	62	\$98	24	\$104	4	\$97	47	\$79	10	\$85
South Lyon	2	\$81	4	\$102	5	\$166	17	\$207	4	\$154
William Bee Ririe	7	\$914	1	\$196	2	\$179	1	\$292	1	\$178
Total	265	\$127	1,098	\$140	1,049	\$181	728	\$192	442	\$194
All Counties	11,309	\$231	14,825	\$188	13,578	\$218	8,758	\$235	4,347	\$314

