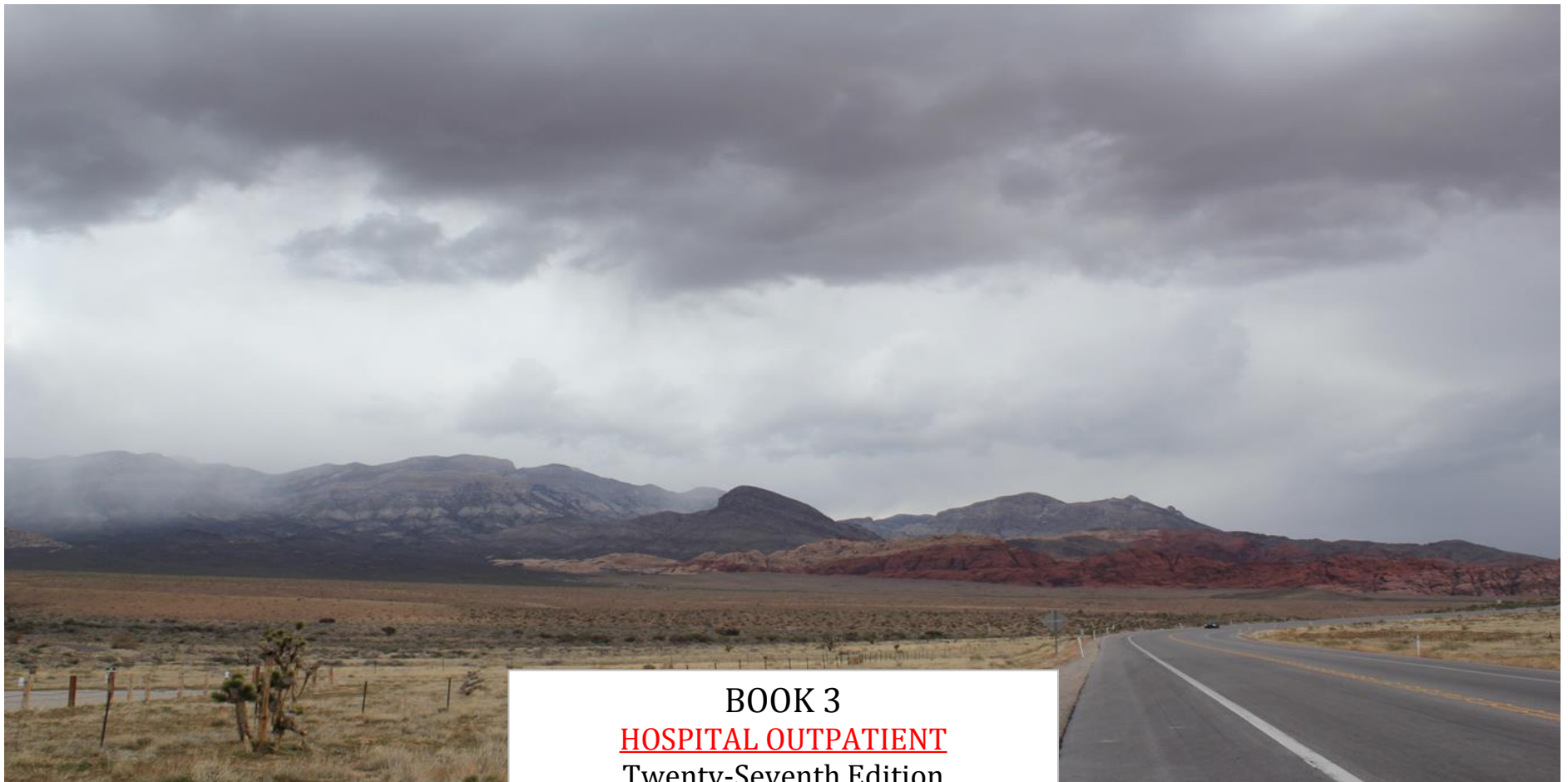




# Personal Health Choices

University of Nevada Las Vegas  
Center for Health Information Analysis  
&

Nevada Department of Health and Human Services  
Division of Health Care Financing and Policy



BOOK 3  
HOSPITAL OUTPATIENT  
Twenty-Seventh Edition  
Calendar Years 2010-2014



## Table of Contents

<u>Foreword</u>	i
<u>Acknowledgments</u>	ii
<u>Introduction</u>	iii
<u>Factors to Consider in Reviewing this Report</u>	iv
<u>General Acute Care Hospitals</u>	v
<u>Listing of EAPG Groups (Reports)</u>	vi - viii
<u>Discussion and Graphics: 15 Outpatient Emergency (ED) Enhanced Ambulatory Patient Groups</u>	1 - 30
<u>Discussion and Graphics: 15 Outpatient Surgery (OS) Enhanced Ambulatory Patient Groups</u>	31 - 60
<u>Discussion and Graphics: 15 Other Outpatient (TH) Enhanced Ambulatory Patient Groups</u>	61 - 90

## Foreword

Personal Health Choices is a joint publication of the Center for Health Information Analysis (CHIA) and the Nevada Department of Health and Human Services, Division of Health Care Financing and Policy. This report presents general acute care hospital outpatient discharge billing records data for 15 common medical and surgical diagnoses per outpatient type by EAPG\* (Enhanced Ambulatory Patient Grouping) as reported by 34 of Nevada's acute care hospitals that discharged patients within the period of 2010 to 2014.

These data are available through the standard Uniform Billing form, which is utilized by hospitals to bill for their hospital charges. These data include patients who were admitted to a hospital as an outpatient. The reports are categorized into 3 outpatient types: 1 - Outpatient Emergency (ED), 2 - Outpatient Surgery (OS), 3 - Other Outpatient (TH). It includes information about patients discharged from non-federal hospitals in Nevada. These data identify billed charges, not the actual payments received by the hospital.

The data were compiled by CHIA using information from outpatient hospital billing records. This information was gathered and analyzed as part of a contractual agreement between the Department of Health and Human Services and the University under the authority granted in Section 439B of the Nevada Revised Statutes. CHIA audits the data and requests corrections when errors are found. It is not possible to detect all errors. CHIA is not responsible for errors that cannot be found by an audit.

An electronic copy of this publication can be downloaded from <http://www.nevadacomparecare.net/static-choices.php>

\*3M™ Enhanced Ambulatory Patient Grouping System

Below is the web address of the EAPG fact sheet.

[http://multimedia.3m.com/mws/mediawebserver?mwsId=SSSSSuH8gc7nZxtUN8mvPY\\_1evUqe17zHvTSevTSeSSSSSS--&fn=apgs\\_enhanced\\_fs.pdf](http://multimedia.3m.com/mws/mediawebserver?mwsId=SSSSSuH8gc7nZxtUN8mvPY_1evUqe17zHvTSevTSeSSSSSS--&fn=apgs_enhanced_fs.pdf)

Nevada Department of Health and Human Services  
Division of Health Care Financing and Policy  
1100 East William Street, Suite 101  
Carson City, NV 89701  
Telephone: (775) 684-3676

Personal Health Choices  
Twenty-Seventh Edition, 2010-2014  
Published August, 2015

The Great Seal of the State of Nevada is a large, faint watermark in the background. It features a circular border with the text "THE GREAT SEAL OF THE STATE OF NEVADA" and "FOR OUR COUNTRY" at the bottom. The center contains a landscape with a mountain, a river, a plow, and a sheaf of wheat, surrounded by stars.

**PERSONAL HEALTH CHOICES: 2010-2014**

**Book 3 - Acute Care Hospitals - Outpatient**

**ACKNOWLEDGMENTS**

**Department of Health and Human Services**

Richard Whitley, MS, Director

**University of Nevada, Las Vegas, School of Community Health Sciences**

Shawn Gerstenberger, PhD, Dean

**Center for Health Information Analysis**

Joseph Greenway, MPH, Director

**Division of Health Care Financing and Policy**

Laurie Squartsoff, Administrator

Janice Prentice, Chief of Rates & Cost Containment Unit

## Introduction

This twenty-seventh edition, Book 3 of Personal Health Choices compares 34 of Nevada's general acute care hospitals with respect to 15 common medical diagnoses and surgical procedures per outpatient type, defined by 3M's Enhanced Ambulatory Patient Groups (EAPGs: see below). The definitions to all EAPGs can be found on the narrative page for each EAPG. Each diagnosis and procedure in this publication is based on an individual EAPG.

### THE 3M™ ENHANCED AMBULATORY PATIENT GROUPING SYSTEM

Enhanced Ambulatory Patient Group (EAPG), is a classification system that developed specifically for use in today's complex ambulatory environment to develop an effective and comprehensive OPPS that includes hospitals, freestanding ambulatory surgery centers (ASCs), renal dialysis centers, and other diverse care settings.

By reflecting the care that today's facilities provide to non-Medicare beneficiaries, the 3M EAPG System captures the current changes in clinical practice and resource use and can provide a broader, more inclusive classification of outpatient care than the Centers for Medicare & Medicaid (CMS) Ambulatory Payment Classifications (APCs).

Below is the web address of the EAPG fact sheet.

[http://multimedia.3m.com/mws/mediawebserver?mwsId=SSSSSuH8gc7nZxtUN8mvPY\\_1evUqe17zHvTSevTSeSSSSSS--&fn=apgs\\_enhanced\\_fs.pdf](http://multimedia.3m.com/mws/mediawebserver?mwsId=SSSSSuH8gc7nZxtUN8mvPY_1evUqe17zHvTSevTSeSSSSSS--&fn=apgs_enhanced_fs.pdf)

### INFORMATION LEVEL

Personal Health Choices is intended as a source of information regarding the billed charges of hospitals in Nevada, and should not be construed as a definitive guide for selecting a hospital in order to receive outpatient medical care. The financial information in this report is based on billed charges rather than the amount actually collected on discharged patients per EAPG. Billed charges and collected charges can differ significantly. This report provides the reader information about one component of healthcare pricing - hospital outpatient services. Inpatient hospitalization as well as professional physician and other non-hospital ancillary healthcare services are not covered in this report.

CREDIT DUE: Google Web was extensively used to obtain definitions for medical terms. This can be accessed by typing, 'define: term' in the Google search box. Also <http://medical-dictionary.thefreedictionary.com/>

## Factors

The information provided in this report is formatted so as to present narrative and tabular data on the first page and detailed tabular data on the second. This report covers a five-year trend line for EAPG-related data.

The first page of each selected EAPG presents gender and age breakdowns of the overall hospital outpatient population, factored by the total number of visits and average billed charges. The age categories consist of 0-17, 18-35, 36-49, 50-64, and 65+. These age categories were selected to best illustrate the impact of the disease diagnoses and medical and surgical procedures on the populations affected. The narrative information on the first page for each EAPG is based on the available data and may contain information on specific diagnoses and surgical procedures involved in the treatment of the patient. These diagnoses and procedures may not always be directly related to the primary ailment. The second page examines specific hospitals in Clark, Washoe and the Rural counties with regard to total visits and average billed charges.

It should be noted that, when comparing hospitals to average billed charges, information based on small numbers of cases cannot provide a reliable statistical base upon which information can reflect a given hospital's experience. Further, physician charges (including those of surgeons) are normally separate from hospital charges, except in rural areas where some physician services -- such as radiology, anesthesia, and laboratory tests -- may be included in the hospital charges.

The Center for Health Information Analysis (CHIA) receives patient bill records directly from all the hospitals. These data are audited and if errors are found a resend is requested. The audit includes missing or out of range fields as well as statistical mixes of fields such as payer, gender, and race. Although CHIA does everything it can to validate the data, there are some types of errors that cannot be audited. The hospitals are typically very good at creating data and coding so these errors are a rarity.

## GENERAL ACUTE CARE HOSPITALS

Hospital Name	Address	Phone	Beds	County
Battle Mountain General Hospital	535 Humboldt St., Battle Mountain, NV 89820	(775) 635-2550	25	Lander
Boulder City Hospital	901 Adams Blvd., Boulder City, NV 89005	(702) 293-4111	83	Clark
Carson Tahoe Regional Medical Center	1600 Medical Pkwy., Carson City, NV 89703	(775) 445-8000	190	Carson
Carson Valley Medical Center	1107 Highway 395, Gardnerville, NV 89410	(775) 782-1500	23	Douglas
Centennial Hills Hospital Medical Center	6900 N. Durango Dr., Las Vegas, NV 89149	(702) 835-9700	177	Clark
Churchill Community Hospital	801 E. Williams Ave., Fallon, NV 89406	(775) 423-3151	40	Churchill
Desert Springs Hospital	2075 E. Flamingo Rd., Las Vegas, NV 89119	(702) 369-7610	293	Clark
Desert View Regional Medical Center	360 S. Lola Ln., Pahrump, NV 89048	(775) 751-7500	25	Nye
Grover C. Dils Medical Center	700 N. Spring St., Caliente, NV 89008	(775) 726-3171	20	Lincoln
Humboldt General Hospital	118 E. Haskell St., Winnemucca, NV 89445	(775) 623-5222	53	Humboldt
Incline Village Community Hospital	880 Alder Ave., Incline Village, NV 89451	(775) 833-4100	4	Washoe
Mesa View Regional Hospital	1299 Bertha Howe Ave., Mesquite, NV 89027	(702) 346-8040	25	Clark
Mount Grant General Hospital	1st & A St., Hawthorne, NV 89415	(775) 945-2461	35	Mineral
Mountain View Hospital	3100 N. Tenaya Way, Las Vegas, NV 89128	(702) 255-5000	340	Clark
North Vista Hospital	1409 E. Lake Mead Blvd., North Las Vegas, NV 89030	(702) 649-7711	177	Clark
Northeastern Nevada Regional Hospital	2001 Errecart Blvd., Elko, NV 89801	(775) 738-5151	75	Elko
Northern Nevada Medical Center	2375 E. Prater Way, Sparks, NV 89434	(775) 356-4001	108	Washoe
Nye Regional Medical Center	825 Erie Main St., Tonopah, NV 89409	(775) 482-6233	12	Nye
Pershing General Hospital	855 6th St., Lovelock, NV 89419	(775) 273-2621	38	Pershing
Renown Regional Medical Center	1155 Mill St., Reno, NV 89502	(775) 982-4511	808	Washoe
Renown South Meadows Medical Center	10101 Double R Blvd., Reno, NV 89521	(775) 982-7000	76	Washoe
Saint Mary's Regional Medical Center	235 W. Sixth St., Reno, NV 89503	(775) 770-3000	380	Washoe
Saint Rose Dominican Hospitals Rose de Lima Campus	102 E. Lake Mead Dr., Henderson, NV 89015	(702) 616-5000	110	Clark
Saint Rose Dominican Hospitals San Martin Campus	8280 W. Warm Springs Rd. Las Vegas, NV 89113	(702) 616-5509	147	Clark
Saint Rose Dominican Hospitals Siena Campus	3001 St. Rose Pkwy., Henderson, NV 89052	(702) 616-5000	230	Clark
Sierra Surgery Hospital	1400 Medical Pkwy., Carson City, NV 89703	(775) 883-1700	15	Carson
South Lyon Medical Center	213 Whitacre St., Yerington, NV 89447	(775) 463-2301	63	Lyon
Southern Hills Hospital & Medical Center	9300 W. Sunset Rd., Las Vegas, NV 89148	(702) 855-1850	134	Clark
Spring Valley Hospital Medical Center	5400 S. Rainbow Blvd., Las Vegas, NV 89118	(702) 853-3333	237	Clark
Summerlin Hospital Medical Center	657 Town Center Dr., Las Vegas, NV 89144	(702) 233-7000	454	Clark
Sunrise Hospital & Medical Center	3186 S. Maryland Pkwy., Las Vegas, NV 89109	(702) 731-8000	690	Clark
University Medical Center of Southern Nevada	1800 W. Charleston Blvd., Las Vegas, NV 89102	(702) 383-2000	541	Clark
Valley Hospital Medical Center	620 Shadow Ln., Las Vegas, NV 89106	(702) 388-4000	320	Clark
William Bee Ririe Hospital	1500 Avenue H, Ely, NV 89301	(775) 289-3001	25	White Pine



## Listing of Outpatient Emergency (ED) EAPG Reports

EAPGs	Group Name	Pages
00065	Respiratory Therapy	1-2
00531	Migraine	3-4
00562	Infections Of Upper Respiratory Tract	5-6
00563	Dental & Oral Diseases & Injuries	7-8
00575	Asthma	9-10
00604	Chest Pain	11-12
00628	Abdominal Pain	13-14
00652	Fractures & Dislocations Except Femur, Pelvis & Back	15-16
00656	Back & Neck Disorders Except Lumbar Disc Disease	17-18
00657	Lumbar Disc Disease	19-20
00674	Contusion, Open Wound & Other Trauma To Skin & Subcutaneous Tissue	21-22
00675	Other Skin, Subcutaneous Tissue & Breast Disorders	23-24
00808	Viral Illness	25-26
00842	Alcohol Abuse & Dependence	27-28
00850	Allergic Reactions	29-30

### Listing of Outpatient Surgery (OS) EAPG Reports

EAPGs	Group Name	Pages
00021	Level II Breast Procedures	31-32
00037	Level I Arthroscopy	33-34
00038	Level II Arthroscopy	35-36
00061	Needle And Catheter Biopsy, Aspiration, Lavage And Intubation	37-38
00134	Diagnostic Upper GI Endoscopy Or Intubation	39-40
00136	Diagnostic Lower Gastrointestinal Endoscopy	41-42
00137	Therapeutic Colonoscopy	43-44
00139	Level I Hernia Repair	45-46
00146	Level II Laparoscopy	47-48
00147	Level III Laparoscopy	49-50
00163	Level I Bladder And Kidney Procedures	51-52
00233	Cataract Procedures	53-54
00252	Level I Facial And Ent Procedures	55-56
00256	Tonsil And Adenoid Procedures	57-58
00390	Level I Pathology	59-60

### Listing of Other Outpatient (TH) EAPG Reports

EAPGs	Group Name	Pages
00081	Echocardiography	61-62
00134	Diagnostic Upper GI Endoscopy Or Intubation	63-64
00191	Level I Fetal Procedures	65-66
00271	Physical Therapy	67-68
00286	Mammography	69-70
00288	Diagnostic Ultrasound Except Obstetrical And Vascular Of Lower Extremities	71-72
00294	MRI - Back	73-74
00300	Cat Scan - Abdomen	75-76
00403	Organ Or Disease Oriented Panels	77-78
00410	Urinalysis	79-80
00457	Venipuncture	81-82
00562	Infections Of Upper Respiratory Tract	83-84
00599	Hypertension	85-86
00713	Diabetes Without Complications	87-88
00872	Other Aftercare & Convalescence	89-90

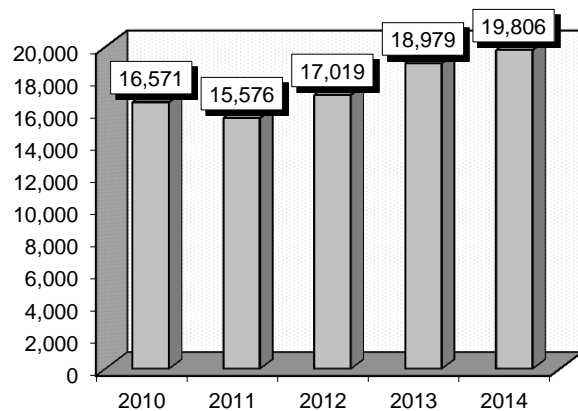
### Respiratory Therapy (00065)

**Diagnoses:** that frequently accompanied Respiratory Therapy were: 1) Asthma, unspecified type, with (acute) exacerbation (49392), 2) Tobacco use disorder (3051), 3) Acute upper respiratory infections of unspecified site (4659), 4) Bronchitis, not specified as acute or chronic (490), 5) Unspecified essential hypertension (4019), 6) Croup (4644), 7) Acute bronchitis (4660), 8) Acute bronchiolitis due to other infectious organisms (46619), 9) Pneumonia, organism unspecified (486).

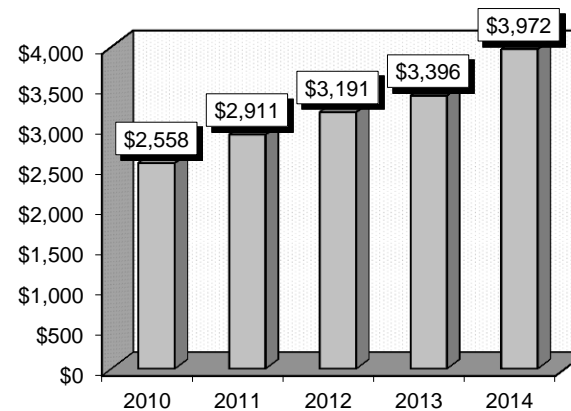
**Definitions:** **Asthma:** Chronic inflammatory disease of the airways. **Bronchitis:** An inflammation of the air passages between the nose and the lungs, including the windpipe or trachea and the larger air tubes of the lung that bring air in from the trachea (bronchi). **Bronchial tubes:** The major airways to the lungs and their main branches. **Croup:** An infection of the upper airway, generally in children, which obstructs breathing and causes a characteristic barking cough. **Larynx:** The structure between the pharynx and the trachea that contains the vocal cords. **Pharynx:** The upper expanded portion of the digestive tube, between the esophagus below and the mouth and nasal cavities above and in front. **Trachea:** A tube-like portion of the respiratory tract that connects the larynx with the bronchial parts of the lungs. Also known as windpipe. **Bronchiolitis:** An acute viral infection of the small air passages of the lungs called the bronchioles. **Bronchioles:** Small airways extending from the bronchi into the lobes of the lungs. **Pneumonia:** Inflammation of the lungs, usually due to infection with bacteria, viruses, or other pathogenic organisms.

Gender	2010		2011		2012		2013		2014	
	Cases	Avg Bill	Cases	Avg Bill	Cases	Avg Bill	Cases	Avg Bill	Cases	Avg Bill
Male	8,000	\$2,468	7,563	\$2,798	8,330	\$3,015	9,173	\$3,232	9,338	\$3,784
Female	8,571	\$2,642	8,013	\$3,018	8,689	\$3,360	9,806	\$3,548	10,468	\$4,139
Age Group	Cases	Avg Bill	Cases	Avg Bill	Cases	Avg Bill	Cases	Avg Bill	Cases	Avg Bill
0-17	6,948	\$1,910	6,650	\$2,138	6,865	\$2,361	7,422	\$2,530	6,834	\$2,850
18-35	3,208	\$2,398	2,861	\$2,665	3,372	\$2,918	3,840	\$3,173	4,257	\$3,671
36-49	2,430	\$2,890	2,140	\$3,113	2,513	\$3,453	2,758	\$3,758	3,083	\$4,268
50-64	2,198	\$3,396	2,177	\$4,036	2,390	\$4,226	2,736	\$4,487	3,145	\$5,108
65+	1,787	\$3,884	1,748	\$4,610	1,879	\$5,050	2,223	\$4,876	2,487	\$5,766
<b>Total</b>	<b>16,571</b>	<b>\$2,558</b>	<b>15,576</b>	<b>\$2,911</b>	<b>17,019</b>	<b>\$3,191</b>	<b>18,979</b>	<b>\$3,396</b>	<b>19,806</b>	<b>\$3,972</b>

Patient Discharges



Average Billed Charges



County / Hospital	2010		2011		2012		2013		2014	
	Cases	Avg Bill	Cases	Avg Bill	Cases	Avg Bill	Cases	Avg Bill	Cases	Avg Bill
<b>Clark</b>										
Centennial Hills	1,096	\$2,745	1,115	\$3,182	1,035	\$3,680	1,023	\$3,868	1,018	\$3,965
Desert Springs	905	\$3,994	897	\$4,192	756	\$4,129	764	\$4,351	892	\$4,321
Mountain View	842	\$3,423	745	\$4,061	1,116	\$4,599	1,412	\$5,067	1,630	\$5,669
North Vista	542	\$1,697	428	\$2,120	530	\$2,197	676	\$2,382	786	\$2,476
Southern Hills	527	\$2,666	445	\$3,242	547	\$3,428	584	\$3,855	549	\$4,347
Spring Valley	311	\$3,553	272	\$4,187	465	\$4,022	610	\$4,070	824	\$4,383
St. Rose-Rose de Lima	562	\$2,539	535	\$3,325	651	\$3,458	672	\$3,867	651	\$5,287
St. Rose-San Martin	341	\$2,594	319	\$2,765	356	\$3,182	341	\$3,160	478	\$5,321
St. Rose-Siena	910	\$2,568	823	\$2,870	991	\$3,128	1,084	\$3,403	993	\$4,894
Summerlin	966	\$3,119	874	\$3,801	1,006	\$3,713	1,022	\$3,621	1,047	\$3,763
Sunrise	2,133	\$2,802	2,045	\$3,122	2,434	\$3,636	2,611	\$3,943	2,799	\$5,085
UMC	1,614	\$2,431	1,461	\$2,532	1,518	\$2,544	2,168	\$2,570	1,327	\$3,386
Valley	632	\$3,767	500	\$4,328	557	\$4,410	688	\$4,169	833	\$4,471
<b>Total</b>	<b>11,381</b>	<b>\$2,889</b>	<b>10,459</b>	<b>\$3,291</b>	<b>11,962</b>	<b>\$3,541</b>	<b>13,655</b>	<b>\$3,704</b>	<b>13,827</b>	<b>\$4,506</b>
<b>Washoe</b>										
Carson Tahoe	587	\$1,489	487	\$1,520	401	\$2,192	249	\$2,977	285	\$2,857
Northern Nevada	390	\$1,928	293	\$1,963	264	\$2,323	294	\$2,158	368	\$2,565
Renown Regional	1,333	\$1,992	1,347	\$2,563	1,550	\$2,849	1,731	\$2,991	1,769	\$3,206
Renown S. Meadows	327	\$2,173	264	\$2,466	311	\$2,610	361	\$2,571	426	\$2,842
Saint Mary's	880	\$1,838	904	\$2,087	1,030	\$2,086	992	\$2,259	1,195	\$2,201
Sierra Surgery	0	\$0	0	\$0	0	\$0	0	\$0	0	\$0
<b>Total</b>	<b>3,517</b>	<b>\$1,879</b>	<b>3,295</b>	<b>\$2,217</b>	<b>3,556</b>	<b>\$2,494</b>	<b>3,627</b>	<b>\$2,680</b>	<b>4,043</b>	<b>\$2,788</b>
<b>Rural</b>										
Battle Mountain	99	\$893	87	\$1,188	88	\$1,686	98	\$1,491	46	\$1,381
Boulder City	43	\$2,685	69	\$1,936	80	\$1,713	110	\$3,140	95	\$3,195
Carson Valley	228	\$2,043	200	\$2,775	226	\$2,623	220	\$2,814	201	\$2,565
Churchill	156	\$1,853	162	\$2,352	88	\$2,186	102	\$2,404	257	\$1,810
Desert View	125	\$1,797	122	\$1,715	196	\$1,847	466	\$2,684	595	\$3,315
Grover C. Dils	27	\$1,206	19	\$906	28	\$1,125	27	\$1,297	16	\$1,045
Humboldt	18	\$1,963	102	\$1,549	152	\$1,957	134	\$1,874	104	\$2,102
Incline Village	0	\$0	0	\$0	0	\$0	0	\$0	8	\$2,743
Mesa View	46	\$2,143	76	\$2,593	141	\$2,467	117	\$2,636	171	\$2,862
Mount Grant	56	\$1,195	68	\$1,244	64	\$1,508	40	\$1,358	49	\$1,238
Northeastern	656	\$1,739	678	\$1,943	73	\$2,668	35	\$4,517	36	\$4,418
Nye	60	\$1,633	90	\$1,660	100	\$1,607	45	\$1,798	0	\$0
Pershing	0	\$0	0	\$0	46	\$1,684	55	\$2,913	62	\$2,734
South Lyon	84	\$1,192	66	\$1,414	109	\$1,625	128	\$1,557	143	\$1,659
William Bee Ririe	75	\$1,905	83	\$2,699	110	\$2,476	120	\$2,420	153	\$2,569
<b>Total</b>	<b>1,673</b>	<b>\$1,733</b>	<b>1,822</b>	<b>\$1,988</b>	<b>1,501</b>	<b>\$2,058</b>	<b>1,697</b>	<b>\$2,442</b>	<b>1,936</b>	<b>\$2,627</b>
<b>All Counties</b>	<b>16,571</b>	<b>\$2,558</b>	<b>15,576</b>	<b>\$2,911</b>	<b>17,019</b>	<b>\$3,191</b>	<b>18,979</b>	<b>\$3,396</b>	<b>19,806</b>	<b>\$3,972</b>

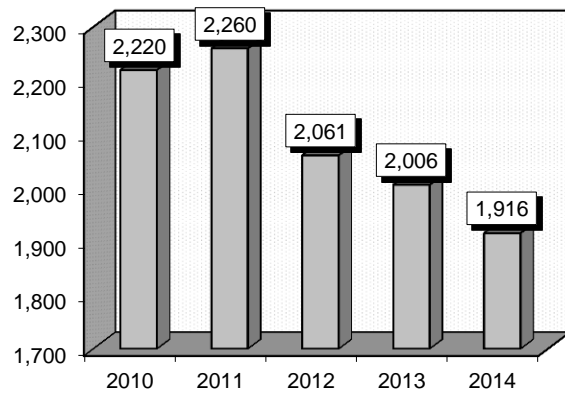
### Migraine (00531)

**Diagnoses:** that frequently accompanied Migraine were: 1) Migraine, unspecified, without mention of intractable migraine without mention of status migrainosus (34690), 2) Unspecified essential hypertension (4019), 3) Nausea with vomiting (78701), 4) Personal history of allergy to other specified medicinal agents (V148), 5) Personal history of allergy to penicillin (V140), 6) Visual discomfort (36813), 7) Diabetes mellitus without mention of complication, type II or unspecified type, not stated as uncontrolled (25000).

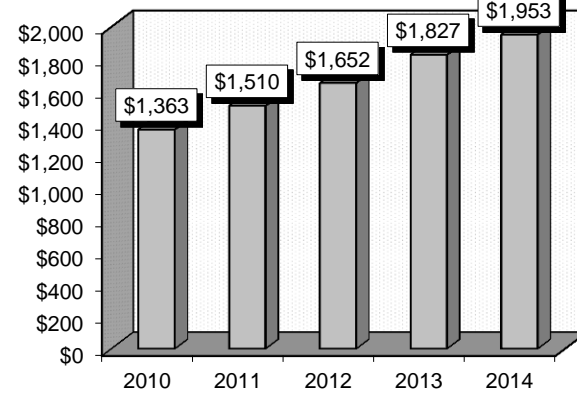
**Definitions: Migraine:** A severe recurring headache, usually affecting only one side of the head, that is characterized by sharp pain and is often accompanied by nausea, vomiting, and visual disturbances. **Hypertension:** High blood pressure. **Diabetes mellitus:** A condition in which the pancreas no longer produces enough insulin or cells stop responding to the insulin that is produced, so that glucose in the blood cannot be absorbed into the cells of the body.

	2010		2011		2012		2013		2014	
	Cases	Avg Bill	Cases	Avg Bill	Cases	Avg Bill	Cases	Avg Bill	Cases	Avg Bill
<b>Gender</b>										
Male	349	\$1,330	340	\$1,399	338	\$1,649	392	\$1,769	329	\$1,848
Female	1,871	\$1,369	1,920	\$1,529	1,723	\$1,653	1,614	\$1,841	1,587	\$1,975
<b>Age Group</b>										
0-17	94	\$1,469	117	\$1,580	107	\$1,779	125	\$1,950	140	\$1,863
18-35	793	\$1,399	787	\$1,541	743	\$1,693	727	\$1,820	661	\$1,906
36-49	895	\$1,377	901	\$1,488	727	\$1,702	742	\$1,860	709	\$2,121
50-64	395	\$1,253	401	\$1,474	429	\$1,469	337	\$1,813	371	\$1,801
65+	43	\$1,179	54	\$1,537	55	\$1,619	75	\$1,418	35	\$1,419
<b>Total</b>	<b>2,220</b>	<b>\$1,363</b>	<b>2,260</b>	<b>\$1,510</b>	<b>2,061</b>	<b>\$1,652</b>	<b>2,006</b>	<b>\$1,827</b>	<b>1,916</b>	<b>\$1,953</b>

**Patient Discharges**



**Average Billed Charges**



County / Hospital	2010		2011		2012		2013		2014	
	Cases	Avg Bill	Cases	Avg Bill	Cases	Avg Bill	Cases	Avg Bill	Cases	Avg Bill
<b>Clark</b>										
Centennial Hills	154	\$2,024	108	\$2,302	117	\$2,494	94	\$2,738	107	\$3,007
Desert Springs	60	\$1,934	72	\$2,026	62	\$1,949	80	\$2,491	84	\$2,866
Mountain View	16	\$1,530	30	\$1,671	28	\$1,777	25	\$1,636	23	\$2,196
North Vista	89	\$1,370	127	\$1,092	117	\$1,021	95	\$1,276	121	\$1,263
Southern Hills	11	\$1,261	11	\$1,368	18	\$2,007	14	\$1,585	11	\$2,254
Spring Valley	94	\$1,787	94	\$2,101	73	\$2,231	83	\$2,455	57	\$2,546
St. Rose-Rose de Lima	157	\$1,916	100	\$2,021	133	\$2,258	138	\$2,455	102	\$2,570
St. Rose-San Martin	64	\$2,037	52	\$2,146	111	\$2,407	78	\$2,471	41	\$2,218
St. Rose-Siena	95	\$1,963	130	\$1,971	149	\$2,284	119	\$2,427	97	\$2,361
Summerlin	81	\$2,092	115	\$2,318	95	\$2,374	93	\$3,021	115	\$3,257
Sunrise	32	\$1,361	34	\$1,387	39	\$1,666	39	\$1,782	52	\$2,023
UMC	56	\$815	41	\$865	69	\$897	53	\$967	19	\$1,323
Valley	59	\$1,684	66	\$1,801	78	\$1,956	73	\$2,641	98	\$2,555
<b>Total</b>	<b>968</b>	<b>\$1,789</b>	<b>980</b>	<b>\$1,871</b>	<b>1,089</b>	<b>\$2,014</b>	<b>984</b>	<b>\$2,296</b>	<b>927</b>	<b>\$2,452</b>
<b>Washoe</b>										
Carson Tahoe	218	\$634	155	\$832	121	\$1,135	119	\$1,357	116	\$1,516
Northern Nevada	80	\$1,111	67	\$1,229	71	\$1,399	89	\$1,795	77	\$2,028
Renown Regional	235	\$1,257	245	\$1,424	171	\$1,415	173	\$1,577	136	\$1,463
Renown S. Meadows	94	\$1,346	95	\$1,539	67	\$1,604	63	\$1,584	58	\$1,726
Saint Mary's	125	\$1,276	160	\$1,404	146	\$1,503	233	\$1,303	271	\$1,236
Sierra Surgery	0	\$0	0	\$0	0	\$0	0	\$0	0	\$0
<b>Total</b>	<b>752</b>	<b>\$1,075</b>	<b>722</b>	<b>\$1,289</b>	<b>576</b>	<b>\$1,398</b>	<b>677</b>	<b>\$1,473</b>	<b>658</b>	<b>\$1,468</b>
<b>Rural</b>										
Battle Mountain	28	\$437	47	\$616	54	\$884	37	\$937	16	\$726
Boulder City	19	\$697	23	\$582	34	\$765	33	\$1,767	32	\$1,982
Carson Valley	25	\$1,420	20	\$1,781	21	\$1,720	15	\$1,336	13	\$1,480
Churchill	47	\$1,000	26	\$1,185	31	\$1,144	31	\$891	25	\$869
Desert View	15	\$640	34	\$789	45	\$1,112	46	\$1,650	69	\$2,166
Grover C. Dils	9	\$692	8	\$719	12	\$704	11	\$530	13	\$708
Humboldt	1	\$185	4	\$1,267	6	\$1,273	11	\$1,212	11	\$1,347
Incline Village	0	\$0	0	\$0	0	\$0	22	\$1,578	5	\$1,103
Mesa View	31	\$840	17	\$975	28	\$1,043	18	\$839	27	\$1,148
Mount Grant	9	\$241	5	\$264	4	\$296	10	\$352	11	\$386
Northeastern	232	\$1,212	299	\$1,426	49	\$1,467	9	\$1,678	14	\$2,202
Nye	17	\$684	22	\$763	13	\$961	2	\$1,496	0	\$0
Pershing	0	\$0	0	\$0	22	\$748	13	\$839	28	\$1,829
South Lyon	33	\$390	16	\$693	28	\$724	37	\$757	25	\$1,035
William Bee Ririe	34	\$798	37	\$784	49	\$880	50	\$1,227	42	\$1,539
<b>Total</b>	<b>500</b>	<b>\$970</b>	<b>558</b>	<b>\$1,160</b>	<b>396</b>	<b>\$1,026</b>	<b>345</b>	<b>\$1,181</b>	<b>331</b>	<b>\$1,519</b>
<b>All Counties</b>	<b>2,220</b>	<b>\$1,363</b>	<b>2,260</b>	<b>\$1,510</b>	<b>2,061</b>	<b>\$1,652</b>	<b>2,006</b>	<b>\$1,827</b>	<b>1,916</b>	<b>\$1,953</b>

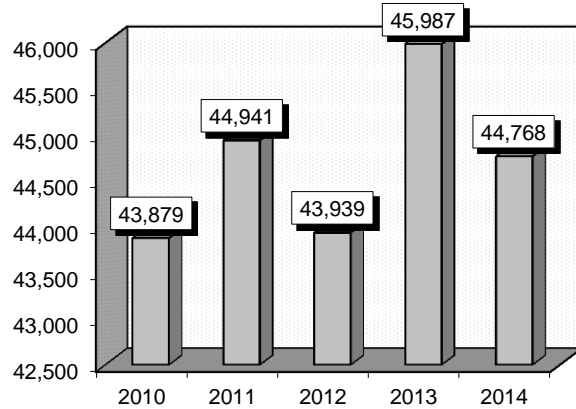
### Infections Of Upper Respiratory Tract (00562)

**Diagnoses:** that frequently accompanied Infections Of Upper Respiratory Tract were: 1) Unspecified otitis media (3829), 2) Acute pharyngitis (462), 3) Tobacco use disorder (3051), 4) Acute bronchitis (4660), 5) Acute tonsillitis (463), 6) Croup (4644), 7) Unspecified sinusitis (chronic) (4739), 8) Streptococcal sore throat (0340), 9) Asthma, unspecified type, unspecified (49390), 10) Acute sinusitis, unspecified (4619), 11) Acute suppurative otitis media without spontaneous rupture of eardrum (38200).

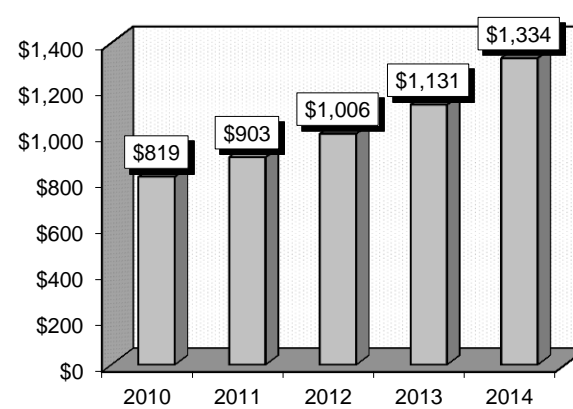
**Definitions:** **Otitis media:** An inflammation or infection of the middle ear, common in early childhood. **Pharyngitis:** Inflammation of the pharynx, causing a sore throat. **Bronchitis:** An inflammation of the air passages between the nose and the lungs, including the windpipe or trachea and the larger air tubes of the lung that bring air in from the trachea (bronchi). **Tonsillitis:** Inflammation of the tonsils. **Croup:** An infection of the upper airway, generally in children, which obstructs breathing and causes a characteristic barking cough. **Sinusitis:** Inflammation of a nasal sinus. **Streptococcus:** A genus of nonmotile, non-spore-forming, aerobic to facultatively anaerobic bacteria containing gram-positive, spheric, or ovoid cells that occur in pairs or short or long chains. These organisms occur regularly in the mouth and intestines of humans and other animals, in dairy products and other foods, and in fermenting plant juices. Some species are pathogenic. **Suppurative otitis media:** Otitis media with the presence of purulent fluid in the middle ear. **Purulent:** Containing, discharging, or causing the production of pus.

Gender	2010		2011		2012		2013		2014	
	Cases	Avg Bill	Cases	Avg Bill	Cases	Avg Bill	Cases	Avg Bill	Cases	Avg Bill
Male	20,637	\$831	21,382	\$911	21,061	\$1,017	21,791	\$1,148	21,121	\$1,347
Female	23,242	\$807	23,559	\$896	22,878	\$995	24,196	\$1,116	23,647	\$1,323
Age Group	Cases	Avg Bill	Cases	Avg Bill	Cases	Avg Bill	Cases	Avg Bill	Cases	Avg Bill
0-17	27,789	\$800	28,387	\$880	28,307	\$981	29,104	\$1,111	27,189	\$1,305
18-35	9,689	\$834	10,048	\$937	9,344	\$1,044	9,811	\$1,149	10,513	\$1,361
36-49	3,629	\$885	3,642	\$958	3,421	\$1,051	3,791	\$1,179	3,858	\$1,413
50-64	1,854	\$869	1,937	\$931	1,886	\$1,064	2,184	\$1,189	2,171	\$1,387
65+	918	\$869	927	\$967	981	\$1,079	1,097	\$1,227	1,037	\$1,420
<b>Total</b>	<b>43,879</b>	<b>\$819</b>	<b>44,941</b>	<b>\$903</b>	<b>43,939</b>	<b>\$1,006</b>	<b>45,987</b>	<b>\$1,131</b>	<b>44,768</b>	<b>\$1,334</b>

Patient Discharges



Average Billed Charges





County / Hospital	2010		2011		2012		2013		2014	
	Cases	Avg Bill	Cases	Avg Bill	Cases	Avg Bill	Cases	Avg Bill	Cases	Avg Bill
<b>Clark</b>										
Centennial Hills	1,616	\$1,003	1,601	\$1,088	1,422	\$1,244	2,008	\$1,355	1,992	\$1,554
Desert Springs	699	\$1,190	785	\$1,149	788	\$1,257	851	\$1,477	1,055	\$1,598
Mountain View	1,424	\$1,340	1,432	\$1,475	1,499	\$1,629	1,583	\$1,815	1,969	\$2,028
North Vista	1,544	\$741	1,997	\$767	2,113	\$739	2,100	\$789	2,003	\$946
Southern Hills	948	\$1,113	1,147	\$1,305	1,167	\$1,464	1,082	\$1,656	918	\$1,882
Spring Valley	1,059	\$1,232	1,071	\$1,378	1,146	\$1,467	1,162	\$1,562	1,228	\$1,628
St. Rose-Rose de Lima	1,729	\$793	1,502	\$805	1,431	\$887	1,562	\$992	1,429	\$1,719
St. Rose-San Martin	1,087	\$818	904	\$799	1,020	\$954	1,030	\$976	848	\$1,563
St. Rose-Siena	2,187	\$796	2,112	\$815	2,158	\$882	2,073	\$980	1,923	\$1,462
Summerlin	1,664	\$1,165	1,771	\$1,268	1,683	\$1,343	1,274	\$1,455	1,573	\$1,560
Sunrise	5,212	\$1,209	5,587	\$1,378	6,924	\$1,538	8,020	\$1,740	8,213	\$1,914
UMC	5,884	\$547	6,296	\$591	6,291	\$612	5,794	\$654	3,514	\$854
Valley	690	\$1,175	795	\$1,270	837	\$1,291	845	\$1,433	999	\$1,582
<b>Total</b>	<b>25,743</b>	<b>\$937</b>	<b>27,000</b>	<b>\$1,022</b>	<b>28,479</b>	<b>\$1,128</b>	<b>29,384</b>	<b>\$1,276</b>	<b>27,664</b>	<b>\$1,581</b>
<b>Washoe</b>										
Carson Tahoe	1,256	\$292	1,049	\$336	964	\$409	950	\$502	873	\$566
Northern Nevada	1,246	\$463	1,203	\$572	1,140	\$631	1,124	\$767	1,426	\$887
Renown Regional	5,702	\$744	5,880	\$805	5,962	\$869	6,713	\$923	6,632	\$993
Renown S. Meadows	1,091	\$768	1,172	\$843	1,072	\$934	1,179	\$905	1,290	\$914
Saint Mary's	2,656	\$742	2,588	\$881	2,341	\$980	2,430	\$1,124	2,402	\$1,138
Sierra Surgery	0	\$0	0	\$0	0	\$0	0	\$0	0	\$0
<b>Total</b>	<b>11,951</b>	<b>\$669</b>	<b>11,892</b>	<b>\$760</b>	<b>11,479</b>	<b>\$836</b>	<b>12,396</b>	<b>\$914</b>	<b>12,623</b>	<b>\$971</b>
<b>Rural</b>										
Battle Mountain	242	\$487	242	\$530	204	\$687	260	\$755	233	\$702
Boulder City	209	\$568	148	\$507	190	\$603	192	\$1,175	204	\$1,243
Carson Valley	600	\$851	240	\$867	254	\$870	428	\$938	593	\$938
Churchill	1,408	\$524	1,207	\$541	929	\$612	798	\$632	1,080	\$687
Desert View	425	\$341	493	\$323	534	\$371	536	\$751	648	\$993
Grover C. Dils	50	\$491	40	\$487	19	\$480	30	\$438	19	\$547
Humboldt	70	\$531	138	\$731	176	\$815	399	\$771	265	\$787
Incline Village	0	\$0	0	\$0	32	\$825	279	\$876	212	\$933
Mesa View	451	\$635	388	\$657	417	\$687	443	\$694	460	\$731
Mount Grant	54	\$194	74	\$205	54	\$238	50	\$291	76	\$275
Northeastern	1,903	\$745	2,360	\$811	147	\$1,000	3	\$1,502	2	\$1,818
Nye	161	\$473	210	\$485	214	\$494	82	\$641	0	\$0
Pershing	0	\$0	0	\$0	151	\$472	156	\$582	128	\$762
South Lyon	191	\$287	75	\$452	230	\$541	171	\$613	163	\$691
William Bee Ririe	421	\$598	434	\$666	430	\$669	380	\$845	398	\$973
<b>Total</b>	<b>6,185</b>	<b>\$612</b>	<b>6,049</b>	<b>\$654</b>	<b>3,981</b>	<b>\$617</b>	<b>4,207</b>	<b>\$758</b>	<b>4,481</b>	<b>\$833</b>
<b>All Counties</b>	<b>43,879</b>	<b>\$819</b>	<b>44,941</b>	<b>\$903</b>	<b>43,939</b>	<b>\$1,006</b>	<b>45,987</b>	<b>\$1,131</b>	<b>44,768</b>	<b>\$1,334</b>

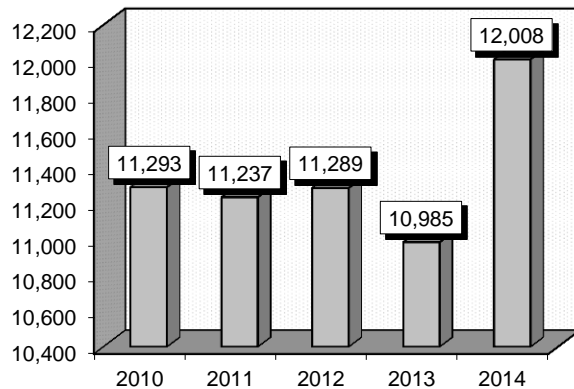
### Dental & Oral Diseases & Injuries (00563)

**Diagnoses:** that frequently accompanied Dental & Oral Diseases & Injuries were: 1) Dental caries, unspecified (52100), 2) Periapical abscess without sinus (5225), 3) Open wound of tooth (broken) (fractured) (due to trauma), without mention of complication (87363), 4) Open wound of lip, without mention of complication (87343), 5) Stomatitis and mucositis, unspecified (52800), 6) Acute apical periodontitis of pulpal origin (5224), 7) Jaw pain (78492), 8) Swelling, mass, or lump in head and neck (7842), 9) Chronic gingivitis, plaque induced (52310).

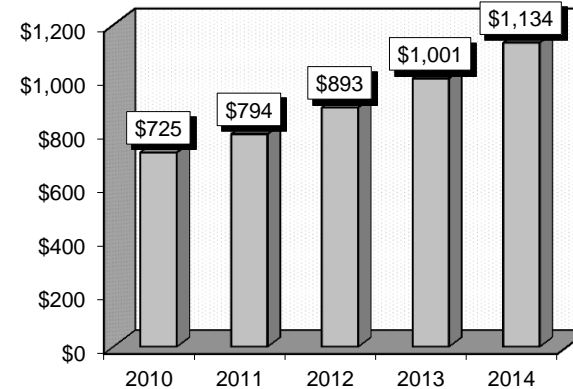
**Definitions:** **Carie:** Decay of a bone or tooth, especially dental caries; cavity. **Periapical abscess:** Inflammation with pus in the tissues surrounding the apex of a tooth. **Stomatitis:** Inflammation of the mucous membrane of the mouth. **Mucositis:** Any inflammation of a mucous membrane, such as the lining of the mouth and throat. **Apical periodontitis:** Inflammation of the periodontal ligament surrounding the root apex of a tooth. **Gingivitis:** A common and mild form of gum disease (periodontal disease) that causes irritation, redness and swelling (inflammation) of your gums.

Gender	2010		2011		2012		2013		2014	
	Cases	Avg Bill	Cases	Avg Bill	Cases	Avg Bill	Cases	Avg Bill	Cases	Avg Bill
Male	5,779	\$725	5,716	\$802	5,774	\$907	5,661	\$1,009	6,062	\$1,153
Female	5,514	\$725	5,521	\$785	5,515	\$878	5,324	\$992	5,946	\$1,115
Age Group	Cases	Avg Bill	Cases	Avg Bill	Cases	Avg Bill	Cases	Avg Bill	Cases	Avg Bill
0-17	2,250	\$822	2,170	\$867	2,236	\$976	2,147	\$1,117	2,242	\$1,276
18-35	5,420	\$699	5,352	\$783	5,268	\$877	5,097	\$974	5,690	\$1,093
36-49	2,309	\$702	2,274	\$753	2,298	\$854	2,257	\$974	2,508	\$1,122
50-64	1,077	\$693	1,166	\$768	1,180	\$853	1,190	\$945	1,263	\$1,062
65+	237	\$767	275	\$869	307	\$1,005	294	\$1,061	305	\$1,254
<b>Total</b>	<b>11,293</b>	<b>\$725</b>	<b>11,237</b>	<b>\$794</b>	<b>11,289</b>	<b>\$893</b>	<b>10,985</b>	<b>\$1,001</b>	<b>12,008</b>	<b>\$1,134</b>

Patient Discharges



Average Billed Charges



County / Hospital	2010		2011		2012		2013		2014	
	Cases	Avg Bill	Cases	Avg Bill	Cases	Avg Bill	Cases	Avg Bill	Cases	Avg Bill
<b>Clark</b>										
Centennial Hills	275	\$807	198	\$977	268	\$1,155	274	\$1,123	398	\$1,308
Desert Springs	294	\$932	306	\$974	344	\$1,024	409	\$1,187	567	\$1,282
Mountain View	464	\$1,466	447	\$1,672	497	\$1,726	500	\$1,913	707	\$1,971
North Vista	392	\$852	520	\$815	611	\$700	593	\$751	655	\$786
Southern Hills	245	\$1,200	257	\$1,361	299	\$1,525	280	\$1,755	290	\$1,863
Spring Valley	323	\$974	291	\$1,176	320	\$1,237	392	\$1,228	405	\$1,285
St. Rose-Rose de Lima	492	\$782	470	\$841	523	\$963	583	\$990	611	\$1,190
St. Rose-San Martin	189	\$822	184	\$804	219	\$971	202	\$951	209	\$1,135
St. Rose-Siena	391	\$787	415	\$828	495	\$887	439	\$963	446	\$1,090
Summerlin	268	\$1,010	273	\$1,011	280	\$1,125	249	\$1,154	308	\$1,355
Sunrise	798	\$1,329	794	\$1,498	875	\$1,652	1,024	\$1,803	1,368	\$1,936
UMC	1,889	\$535	1,782	\$562	1,733	\$597	1,468	\$624	767	\$824
Valley	258	\$823	280	\$898	291	\$1,075	313	\$1,152	383	\$1,280
<b>Total</b>	<b>6,278</b>	<b>\$879</b>	<b>6,217</b>	<b>\$959</b>	<b>6,755</b>	<b>\$1,045</b>	<b>6,726</b>	<b>\$1,155</b>	<b>7,114</b>	<b>\$1,385</b>
<b>Washoe</b>										
Carson Tahoe	610	\$254	526	\$255	303	\$285	208	\$432	227	\$430
Northern Nevada	411	\$419	410	\$513	445	\$554	399	\$709	495	\$757
Renown Regional	1,344	\$657	1,399	\$666	1,360	\$730	1,352	\$758	1,540	\$765
Renown S. Meadows	319	\$550	333	\$725	333	\$815	311	\$779	380	\$819
Saint Mary's	1,075	\$569	1,087	\$671	1,073	\$786	1,044	\$897	1,131	\$862
Sierra Surgery	0	\$0	0	\$0	0	\$0	0	\$0	0	\$0
<b>Total</b>	<b>3,759</b>	<b>\$531</b>	<b>3,755</b>	<b>\$598</b>	<b>3,514</b>	<b>\$694</b>	<b>3,314</b>	<b>\$777</b>	<b>3,773</b>	<b>\$778</b>
<b>Rural</b>										
Battle Mountain	56	\$365	72	\$473	41	\$601	49	\$769	58	\$748
Boulder City	29	\$433	38	\$416	40	\$472	31	\$1,310	57	\$1,154
Carson Valley	151	\$727	125	\$728	126	\$657	121	\$676	167	\$738
Churchill	278	\$390	182	\$363	181	\$515	149	\$502	292	\$518
Desert View	121	\$283	134	\$246	122	\$397	119	\$716	138	\$975
Grover C. Dils	10	\$562	5	\$462	9	\$595	8	\$471	4	\$722
Humboldt	27	\$398	95	\$638	107	\$707	114	\$714	69	\$727
Incline Village	0	\$0	0	\$0	4	\$507	36	\$746	23	\$884
Mesa View	77	\$489	79	\$502	83	\$610	103	\$610	112	\$656
Mount Grant	14	\$204	9	\$180	14	\$177	18	\$391	12	\$295
Northeastern	326	\$765	321	\$806	23	\$1,091	4	\$1,774	1	\$2,500
Nye	49	\$499	78	\$472	58	\$489	14	\$818	0	\$0
Pershing	0	\$0	0	\$0	39	\$406	24	\$494	28	\$925
South Lyon	35	\$284	24	\$411	54	\$545	44	\$604	57	\$643
William Bee Ririe	83	\$510	103	\$606	119	\$617	111	\$828	103	\$889
<b>Total</b>	<b>1,256</b>	<b>\$532</b>	<b>1,265</b>	<b>\$563</b>	<b>1,020</b>	<b>\$565</b>	<b>945</b>	<b>\$689</b>	<b>1,121</b>	<b>\$736</b>
<b>All Counties</b>	<b>11,293</b>	<b>\$725</b>	<b>11,237</b>	<b>\$794</b>	<b>11,289</b>	<b>\$893</b>	<b>10,985</b>	<b>\$1,001</b>	<b>12,008</b>	<b>\$1,134</b>

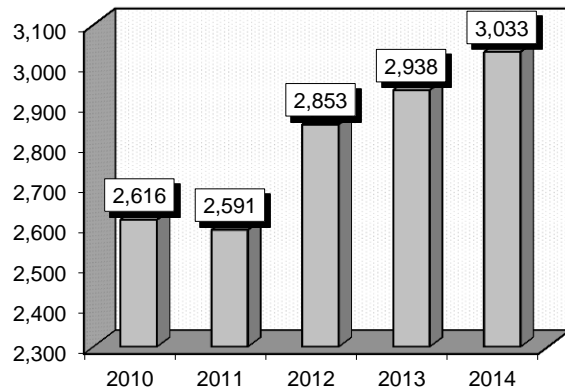
### Asthma (00575)

**Diagnoses:** that frequently accompanied Asthma were: 1) Tobacco use disorder (3051), 2) Bronchitis, not specified as acute or chronic (490), 3) Acute pharyngitis (462), 4) Unspecified otitis media (3829), 5) Pneumonia, organism unspecified (486), 6) Acute bronchitis (4660), 7) Unspecified sinusitis (chronic) (4739), 8) Acute bronchiolitis due to other infectious organisms (46619).

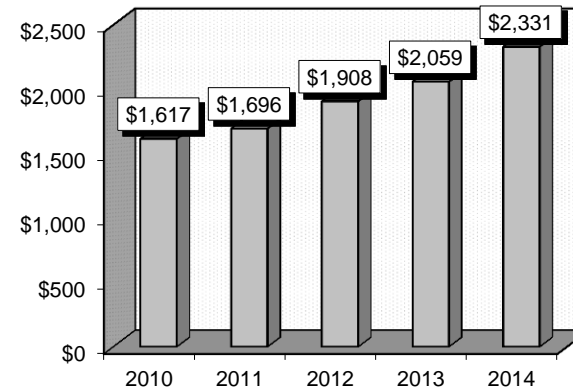
**Definitions:** **Bronchitis:** An inflammation of the air passages between the nose and the lungs, including the windpipe or trachea and the larger air tubes of the lung that bring air in from the trachea (bronchi). **Pharyngitis:** Inflammation of the pharynx, causing a sore throat. **Otitis media:** An inflammation or infection of the middle ear, common in early childhood. **Pneumonia:** Inflammation of the lungs, usually due to infection with bacteria, viruses, or other pathogenic organisms. **Sinusitis:** Inflammation of a nasal sinus. **Bronchiolitis:** An acute viral infection of the small air passages of the lungs called the bronchioles. **Bronchioles:** Small airways extending from the bronchi into the lobes of the lungs.

Gender	2010		2011		2012		2013		2014	
	Cases	Avg Bill	Cases	Avg Bill	Cases	Avg Bill	Cases	Avg Bill	Cases	Avg Bill
Male	1,388	\$1,637	1,340	\$1,722	1,527	\$1,914	1,619	\$2,110	1,657	\$2,352
Female	1,228	\$1,594	1,251	\$1,668	1,326	\$1,901	1,319	\$1,995	1,376	\$2,307
Age Group	Cases	Avg Bill	Cases	Avg Bill	Cases	Avg Bill	Cases	Avg Bill	Cases	Avg Bill
0-17	1,528	\$1,653	1,406	\$1,737	1,600	\$2,001	1,743	\$2,187	1,743	\$2,448
18-35	609	\$1,539	672	\$1,642	651	\$1,710	644	\$1,826	709	\$2,169
36-49	323	\$1,599	343	\$1,655	405	\$1,836	365	\$1,918	377	\$2,208
50-64	134	\$1,631	134	\$1,614	151	\$2,009	147	\$1,873	164	\$2,105
65+	22	\$1,439	36	\$1,824	46	\$1,744	39	\$2,194	40	\$2,210
<b>Total</b>	<b>2,616</b>	<b>\$1,617</b>	<b>2,591</b>	<b>\$1,696</b>	<b>2,853</b>	<b>\$1,908</b>	<b>2,938</b>	<b>\$2,059</b>	<b>3,033</b>	<b>\$2,331</b>

Patient Discharges



Average Billed Charges



County / Hospital	2010		2011		2012		2013		2014	
	Cases	Avg Bill	Cases	Avg Bill	Cases	Avg Bill	Cases	Avg Bill	Cases	Avg Bill
<b>Clark</b>										
Centennial Hills	89	\$1,740	99	\$1,577	87	\$2,019	89	\$2,105	100	\$2,314
Desert Springs	27	\$1,286	56	\$1,452	72	\$1,494	65	\$1,934	76	\$2,347
Mountain View	49	\$1,582	57	\$1,721	68	\$1,985	49	\$2,024	75	\$2,298
North Vista	100	\$1,407	128	\$1,286	203	\$1,330	231	\$1,474	270	\$1,699
Southern Hills	8	\$1,558	10	\$1,876	23	\$1,729	25	\$2,810	46	\$2,728
Spring Valley	147	\$1,767	152	\$2,058	153	\$2,088	137	\$2,108	84	\$2,359
St. Rose-Rose de Lima	130	\$1,967	142	\$1,866	139	\$2,267	141	\$2,345	159	\$3,320
St. Rose-San Martin	58	\$2,050	55	\$2,027	56	\$2,293	58	\$2,438	40	\$3,325
St. Rose-Siena	269	\$2,098	206	\$2,122	275	\$2,305	272	\$2,523	226	\$2,725
Summerlin	159	\$2,212	198	\$2,252	270	\$2,404	237	\$3,092	211	\$3,321
Sunrise	568	\$1,931	514	\$2,178	616	\$2,466	626	\$2,710	853	\$2,935
UMC	363	\$1,243	290	\$1,143	402	\$1,392	536	\$1,496	277	\$1,520
Valley	73	\$2,458	116	\$2,540	71	\$2,089	43	\$1,666	66	\$1,821
<b>Total</b>	<b>2,040</b>	<b>\$1,813</b>	<b>2,023</b>	<b>\$1,897</b>	<b>2,435</b>	<b>\$2,054</b>	<b>2,509</b>	<b>\$2,221</b>	<b>2,483</b>	<b>\$2,572</b>
<b>Washoe</b>										
Carson Tahoe	57	\$762	48	\$725	29	\$727	28	\$781	31	\$844
Northern Nevada	79	\$833	64	\$1,082	72	\$990	27	\$1,227	74	\$1,515
Renown Regional	123	\$1,058	104	\$1,013	111	\$1,205	122	\$1,143	155	\$1,249
Renown S. Meadows	24	\$1,217	25	\$1,319	21	\$1,463	31	\$969	46	\$1,257
Saint Mary's	44	\$1,181	27	\$1,132	34	\$1,239	72	\$1,214	96	\$1,239
Sierra Surgery	0	\$0	0	\$0	0	\$0	0	\$0	0	\$0
<b>Total</b>	<b>327</b>	<b>\$980</b>	<b>268</b>	<b>\$1,019</b>	<b>267</b>	<b>\$1,120</b>	<b>280</b>	<b>\$1,114</b>	<b>402</b>	<b>\$1,265</b>
<b>Rural</b>										
Battle Mountain	12	\$472	5	\$697	12	\$1,046	9	\$770	4	\$505
Boulder City	8	\$1,373	2	\$425	13	\$876	13	\$1,498	11	\$1,860
Carson Valley	12	\$1,044	17	\$956	4	\$1,286	7	\$753	13	\$952
Churchill	35	\$869	19	\$905	27	\$849	19	\$694	28	\$703
Desert View	57	\$778	66	\$770	53	\$936	28	\$1,405	29	\$2,011
Grover C. Dils	1	\$524	1	\$1,335	2	\$626	2	\$501	2	\$785
Humboldt	1	\$812	3	\$879	1	\$1,455	26	\$1,078	23	\$993
Incline Village	0	\$0	0	\$0	1	\$1,090	21	\$1,501	10	\$1,665
Mesa View	8	\$593	5	\$828	1	\$761	5	\$1,082	3	\$827
Mount Grant	0	\$0	2	\$301	2	\$263	1	\$145	2	\$258
Northeastern	77	\$994	147	\$1,097	16	\$1,440	0	\$0	1	\$1,951
Nye	3	\$790	3	\$804	1	\$595	1	\$661	0	\$0
Pershing	0	\$0	0	\$0	1	\$969	0	\$0	7	\$651
South Lyon	11	\$440	7	\$438	11	\$609	10	\$681	8	\$674
William Bee Ririe	24	\$699	23	\$902	6	\$683	7	\$800	7	\$912
<b>Total</b>	<b>249</b>	<b>\$846</b>	<b>300</b>	<b>\$949</b>	<b>151</b>	<b>\$941</b>	<b>149</b>	<b>\$1,097</b>	<b>148</b>	<b>\$1,184</b>
<b>All Counties</b>	<b>2,616</b>	<b>\$1,617</b>	<b>2,591</b>	<b>\$1,696</b>	<b>2,853</b>	<b>\$1,908</b>	<b>2,938</b>	<b>\$2,059</b>	<b>3,033</b>	<b>\$2,331</b>

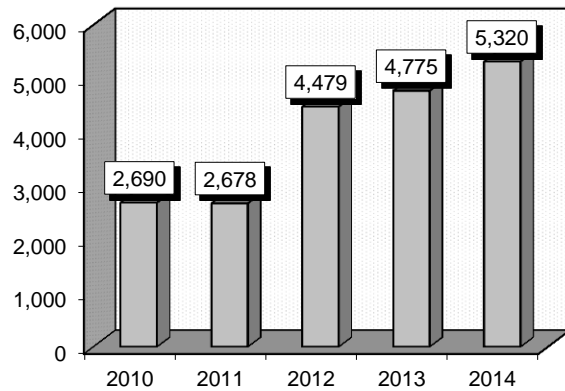
### Chest Pain (00604)

**Diagnoses:** that frequently accompanied Chest Pain were: 1) Tobacco use disorder (3051), 2) Tietze's disease (7336), 3) Anxiety state, unspecified (30000), 4) Shortness of breath (78605), 5) Esophageal reflux (53081), 6) Other and unspecified hyperlipidemia (2724), 7) Precordial pain (78651).

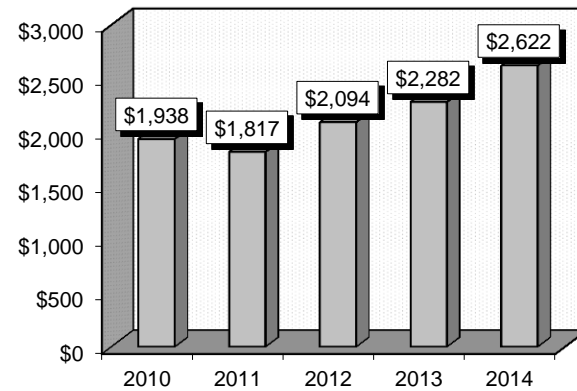
**Definitions:** **Tietze's disease:** A rare, inflammatory disorder characterized by chest pain and swelling of the cartilage of one or more of the upper ribs (costochondral junction). **Costal cartilages:** The cartilages that connect the sternum and the ends of the ribs; its elasticity allows the chest to move in respiration. **Esophageal reflux:** Regurgitation of the contents of the stomach into the esophagus. **Hyperlipidemia:** An abnormally high concentration of fats or lipids in the blood. **Precordial pain:** Pain in the chest wall over the heart.

Gender	2010		2011		2012		2013		2014	
	Cases	Avg Bill	Cases	Avg Bill	Cases	Avg Bill	Cases	Avg Bill	Cases	Avg Bill
Male	1,471	\$1,975	1,374	\$1,876	2,327	\$2,158	2,453	\$2,342	2,703	\$2,652
Female	1,219	\$1,892	1,304	\$1,754	2,152	\$2,025	2,322	\$2,219	2,617	\$2,592
Age Group	Cases	Avg Bill	Cases	Avg Bill	Cases	Avg Bill	Cases	Avg Bill	Cases	Avg Bill
0-17	563	\$1,613	592	\$1,785	958	\$1,949	975	\$2,258	1,032	\$2,572
18-35	1,065	\$1,994	1,109	\$1,882	1,993	\$2,120	2,217	\$2,323	2,461	\$2,772
36-49	523	\$2,068	462	\$1,798	738	\$2,100	735	\$2,273	898	\$2,475
50-64	372	\$1,963	383	\$1,803	538	\$2,120	597	\$2,131	657	\$2,389
65+	167	\$2,203	132	\$1,524	252	\$2,369	251	\$2,394	272	\$2,501
<b>Total</b>	<b>2,690</b>	<b>\$1,938</b>	<b>2,678</b>	<b>\$1,817</b>	<b>4,479</b>	<b>\$2,094</b>	<b>4,775</b>	<b>\$2,282</b>	<b>5,320</b>	<b>\$2,622</b>

Patient Discharges



Average Billed Charges



County / Hospital	2010		2011		2012		2013		2014	
	Cases	Avg Bill	Cases	Avg Bill	Cases	Avg Bill	Cases	Avg Bill	Cases	Avg Bill
<b>Clark</b>										
Centennial Hills	94	\$1,981	89	\$2,056	185	\$2,488	252	\$2,522	252	\$3,018
Desert Springs	295	\$3,817	107	\$2,073	179	\$2,084	185	\$2,544	281	\$2,803
Mountain View	96	\$2,724	90	\$2,453	146	\$2,675	195	\$3,073	230	\$3,219
North Vista	131	\$967	123	\$1,060	254	\$1,123	327	\$1,401	344	\$1,397
Southern Hills	36	\$1,872	54	\$2,125	89	\$2,508	114	\$2,582	134	\$3,080
Spring Valley	66	\$1,968	89	\$2,378	174	\$2,529	201	\$2,910	253	\$2,888
St. Rose-Rose de Lima	136	\$2,160	115	\$2,464	192	\$2,533	236	\$3,033	249	\$4,318
St. Rose-San Martin	77	\$2,063	90	\$2,230	122	\$2,442	155	\$2,797	136	\$4,524
St. Rose-Siena	187	\$2,257	221	\$2,252	386	\$2,658	352	\$3,026	294	\$4,469
Summerlin	59	\$2,010	90	\$2,394	255	\$3,547	251	\$3,213	220	\$2,984
Sunrise	217	\$2,632	162	\$2,684	371	\$2,773	365	\$3,339	452	\$3,567
UMC	411	\$1,204	433	\$1,311	563	\$1,472	616	\$1,527	654	\$2,159
Valley	108	\$1,754	131	\$2,005	203	\$2,205	242	\$2,335	286	\$2,653
<b>Total</b>	<b>1,913</b>	<b>\$2,167</b>	<b>1,794</b>	<b>\$1,976</b>	<b>3,119</b>	<b>\$2,306</b>	<b>3,491</b>	<b>\$2,517</b>	<b>3,785</b>	<b>\$3,000</b>
<b>Washoe</b>										
Carson Tahoe	88	\$928	76	\$1,091	109	\$1,141	91	\$1,477	114	\$1,388
Northern Nevada	46	\$1,304	59	\$1,159	120	\$1,444	128	\$1,689	148	\$2,006
Renown Regional	135	\$1,839	197	\$1,848	369	\$1,880	337	\$1,838	363	\$2,087
Renown S. Meadows	50	\$1,700	35	\$1,901	63	\$1,916	107	\$1,841	116	\$1,748
Saint Mary's	217	\$1,543	274	\$1,757	411	\$1,825	349	\$1,674	485	\$1,496
Sierra Surgery	0	\$0	0	\$0	0	\$0	0	\$0	0	\$0
<b>Total</b>	<b>536</b>	<b>\$1,511</b>	<b>641</b>	<b>\$1,659</b>	<b>1,072</b>	<b>\$1,737</b>	<b>1,012</b>	<b>\$1,730</b>	<b>1,226</b>	<b>\$1,746</b>
<b>Rural</b>										
Battle Mountain	3	\$518	4	\$1,057	8	\$1,069	4	\$1,068	7	\$969
Boulder City	10	\$1,308	12	\$763	10	\$1,174	21	\$1,807	18	\$2,281
Carson Valley	23	\$1,770	33	\$1,830	45	\$1,567	37	\$1,764	30	\$1,704
Churchill	54	\$1,083	29	\$1,244	26	\$1,113	33	\$1,062	77	\$1,060
Desert View	28	\$498	52	\$470	58	\$791	59	\$1,247	74	\$1,726
Grover C. Dils	1	\$681	0	\$0	4	\$1,094	2	\$876	3	\$1,091
Humboldt	6	\$1,036	15	\$1,160	36	\$1,258	17	\$1,352	8	\$1,447
Incline Village	0	\$0	0	\$0	2	\$756	18	\$1,172	13	\$1,644
Mesa View	7	\$1,295	13	\$1,189	22	\$1,462	27	\$1,302	24	\$1,512
Mount Grant	7	\$521	8	\$549	10	\$540	7	\$538	12	\$671
Northeastern	55	\$1,254	47	\$1,261	12	\$1,720	2	\$3,014	3	\$3,433
Nye	16	\$961	4	\$963	17	\$968	4	\$1,087	0	\$0
Pershing	0	\$0	0	\$0	4	\$531	5	\$729	9	\$1,638
South Lyon	12	\$474	4	\$869	7	\$967	11	\$810	14	\$1,152
William Bee Ririe	19	\$971	22	\$859	27	\$903	25	\$1,320	17	\$1,302
<b>Total</b>	<b>241</b>	<b>\$1,062</b>	<b>243</b>	<b>\$1,058</b>	<b>288</b>	<b>\$1,128</b>	<b>272</b>	<b>\$1,312</b>	<b>309</b>	<b>\$1,463</b>
<b>All Counties</b>	<b>2,690</b>	<b>\$1,938</b>	<b>2,678</b>	<b>\$1,817</b>	<b>4,479</b>	<b>\$2,094</b>	<b>4,775</b>	<b>\$2,282</b>	<b>5,320</b>	<b>\$2,622</b>

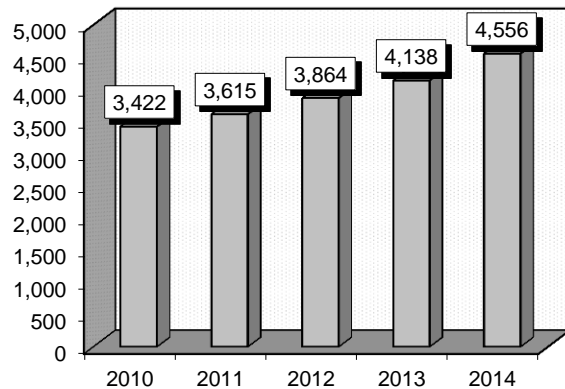
### Abdominal Pain (00628)

**Diagnoses:** that frequently accompanied Abdominal Pain were: 1) Constipation, unspecified (56400), 2) Abdominal pain, epigastric (78906), 3) Diarrhea (78791), 4) Nausea with vomiting (78701), 5) Abdominal pain, periumbilic (78905), 6) Colic (7897), 7) Esophageal reflux (53081).

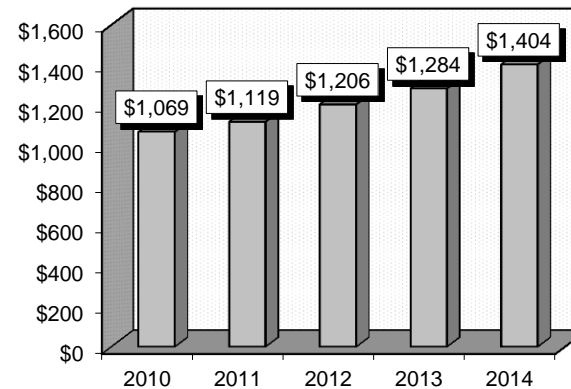
**Definitions:** **Epigastric region:** The upper central region of the abdomen. **Periumbilical:** Around or near the umbilicus. **Umbilicus:** The vestige left behind on a newborn's belly when the umbilical cord is cut. Also called the navel or belly button. **Colic:** Severe abdominal pain, often caused by spasm, obstruction, or distention of any of the hollow viscera, such as the intestines. **Esophageal reflux:** Regurgitation of the contents of the stomach into the esophagus.

Gender	2010		2011		2012		2013		2014	
	Cases	Avg Bill	Cases	Avg Bill	Cases	Avg Bill	Cases	Avg Bill	Cases	Avg Bill
Male	1,502	\$1,058	1,612	\$1,127	1,797	\$1,194	1,993	\$1,304	2,106	\$1,434
Female	1,920	\$1,078	2,003	\$1,112	2,067	\$1,215	2,145	\$1,266	2,450	\$1,379
Age Group	Cases	Avg Bill	Cases	Avg Bill	Cases	Avg Bill	Cases	Avg Bill	Cases	Avg Bill
0-17	1,402	\$1,051	1,615	\$1,157	1,815	\$1,254	2,072	\$1,339	2,104	\$1,532
18-35	1,051	\$1,068	1,026	\$1,102	1,060	\$1,175	991	\$1,219	1,174	\$1,260
36-49	470	\$1,099	451	\$1,097	474	\$1,148	527	\$1,224	626	\$1,268
50-64	304	\$1,032	336	\$1,070	322	\$1,126	353	\$1,239	406	\$1,276
65+	195	\$1,198	187	\$1,029	193	\$1,189	195	\$1,285	246	\$1,561
<b>Total</b>	<b>3,422</b>	<b>\$1,069</b>	<b>3,615</b>	<b>\$1,119</b>	<b>3,864</b>	<b>\$1,206</b>	<b>4,138</b>	<b>\$1,284</b>	<b>4,556</b>	<b>\$1,404</b>

Patient Discharges



Average Billed Charges





County / Hospital	2010		2011		2012		2013		2014	
	Cases	Avg Bill	Cases	Avg Bill	Cases	Avg Bill	Cases	Avg Bill	Cases	Avg Bill
<b>Clark</b>										
Centennial Hills	141	\$1,306	117	\$1,196	97	\$1,362	156	\$1,323	159	\$1,557
Desert Springs	153	\$1,774	125	\$1,155	119	\$1,147	116	\$1,203	127	\$1,359
Mountain View	58	\$1,752	51	\$1,668	55	\$1,613	67	\$1,845	100	\$1,636
North Vista	239	\$882	192	\$869	166	\$849	204	\$864	244	\$883
Southern Hills	43	\$1,250	15	\$1,532	15	\$1,333	43	\$1,714	50	\$1,634
Spring Valley	111	\$1,120	117	\$1,410	124	\$1,299	139	\$1,445	179	\$1,429
St. Rose-Rose de Lima	116	\$1,295	146	\$1,327	136	\$1,479	133	\$1,635	140	\$2,354
St. Rose-San Martin	108	\$1,360	74	\$1,350	106	\$1,492	130	\$1,742	130	\$2,331
St. Rose-Siena	184	\$1,377	250	\$1,484	276	\$1,546	323	\$1,721	308	\$2,410
Summerlin	115	\$1,461	173	\$1,524	221	\$1,740	269	\$1,753	262	\$1,875
Sunrise	214	\$1,518	201	\$1,719	327	\$1,872	273	\$2,024	320	\$2,291
UMC	527	\$875	465	\$947	617	\$950	710	\$966	526	\$1,094
Valley	114	\$984	136	\$1,077	136	\$1,145	142	\$1,206	152	\$1,524
<b>Total</b>	<b>2,123</b>	<b>\$1,207</b>	<b>2,062</b>	<b>\$1,254</b>	<b>2,395</b>	<b>\$1,338</b>	<b>2,705</b>	<b>\$1,405</b>	<b>2,697</b>	<b>\$1,685</b>
<b>Washoe</b>										
Carson Tahoe	72	\$504	61	\$595	79	\$562	80	\$777	117	\$696
Northern Nevada	115	\$703	117	\$823	163	\$889	180	\$1,090	147	\$1,473
Renown Regional	387	\$1,002	484	\$999	509	\$1,054	489	\$1,217	545	\$1,212
Renown S. Meadows	84	\$1,154	89	\$1,042	111	\$1,268	106	\$1,253	160	\$1,116
Saint Mary's	185	\$974	265	\$1,027	222	\$1,134	270	\$1,015	518	\$721
Sierra Surgery	0	\$0	0	\$0	0	\$0	0	\$0	0	\$0
<b>Total</b>	<b>843</b>	<b>\$928</b>	<b>1,016</b>	<b>\$966</b>	<b>1,084</b>	<b>\$1,032</b>	<b>1,125</b>	<b>\$1,120</b>	<b>1,487</b>	<b>\$1,016</b>
<b>Rural</b>										
Battle Mountain	11	\$447	15	\$549	9	\$418	5	\$870	6	\$654
Boulder City	16	\$925	25	\$684	24	\$787	17	\$1,425	39	\$1,400
Carson Valley	109	\$1,025	159	\$1,202	122	\$1,147	75	\$780	63	\$1,015
Churchill	76	\$638	61	\$697	35	\$651	44	\$742	70	\$722
Desert View	63	\$206	59	\$271	42	\$527	52	\$795	76	\$1,016
Grover C. Dils	3	\$719	1	\$250	4	\$558	4	\$638	1	\$250
Humboldt	24	\$602	33	\$856	51	\$859	32	\$842	16	\$847
Incline Village	0	\$0	0	\$0	1	\$489	10	\$844	16	\$861
Mesa View	9	\$528	12	\$601	9	\$715	23	\$882	28	\$806
Mount Grant	5	\$243	3	\$298	12	\$293	7	\$290	4	\$277
Northeastern	91	\$819	137	\$1,072	23	\$1,432	1	\$1,438	1	\$1,472
Nye	2	\$186	6	\$550	12	\$739	2	\$403	0	\$0
Pershing	0	\$0	0	\$0	5	\$652	6	\$1,164	12	\$501
South Lyon	17	\$295	7	\$462	8	\$558	12	\$524	17	\$581
William Bee Ririe	30	\$620	19	\$755	28	\$801	18	\$857	23	\$1,101
<b>Total</b>	<b>456</b>	<b>\$689</b>	<b>537</b>	<b>\$893</b>	<b>385</b>	<b>\$873</b>	<b>308</b>	<b>\$819</b>	<b>372</b>	<b>\$925</b>
<b>All Counties</b>	<b>3,422</b>	<b>\$1,069</b>	<b>3,615</b>	<b>\$1,119</b>	<b>3,864</b>	<b>\$1,206</b>	<b>4,138</b>	<b>\$1,284</b>	<b>4,556</b>	<b>\$1,404</b>

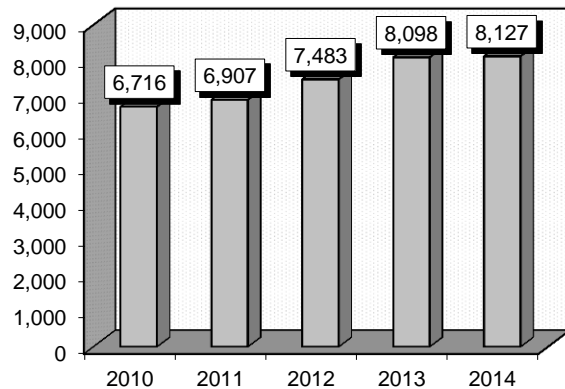
### Fractures & Dislocations Except Femur, Pelvis & Back (00652)

**Diagnoses:** that frequently accompanied Fractures & Dislocations Except Femur, Pelvis & Back were: 1) Closed fracture of one or more phalanges of foot (8260), 2) Closed fracture of metatarsal bone(s) (82525), 3) Closed dislocation of acromioclavicular (joint) (83104), 4) Closed fracture of shaft of clavicle (81002), 5) Closed fracture of lower end of radius with ulna (81344), 6) Other tear of cartilage or meniscus of knee, current (8362), 7) Closed supracondylar fracture of humerus (81241).

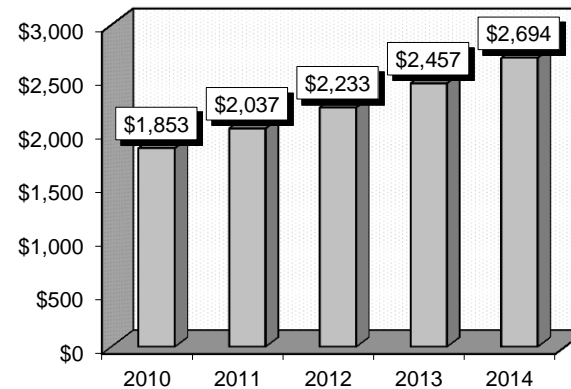
**Definitions:** **Phalanges:** The bones of the fingers and of the toes. **Metatarsal:** Any of the five long cylindrical bones extending from the heel to the toes. **Acromioclavicular:** Relating to the acromion and clavicle; denoting the articulation between the clavicle and the acromion of the scapula. **Acromion:** The outer end of the scapula, extending over the shoulder joint and forming the highest point of the shoulder, to which the collarbone is attached. **Meniscus:** A disk of cartilage that acts as a cushion between the ends of bones in a joint. **Supracondylar:** Above a condyle. **Condyle:** A rounded projection on a bone, usually for articulation with another bone.

Gender	2010		2011		2012		2013		2014	
	Cases	Avg Bill	Cases	Avg Bill	Cases	Avg Bill	Cases	Avg Bill	Cases	Avg Bill
Male	3,627	\$1,868	3,726	\$2,026	3,954	\$2,228	4,252	\$2,427	4,349	\$2,677
Female	3,089	\$1,835	3,181	\$2,050	3,529	\$2,237	3,846	\$2,490	3,778	\$2,713
Age Group	Cases	Avg Bill	Cases	Avg Bill	Cases	Avg Bill	Cases	Avg Bill	Cases	Avg Bill
0-17	2,176	\$1,817	2,294	\$1,978	2,532	\$2,154	2,707	\$2,392	2,713	\$2,647
18-35	1,707	\$1,793	1,774	\$1,954	1,885	\$2,219	2,014	\$2,399	2,077	\$2,674
36-49	1,057	\$1,790	1,038	\$2,013	1,091	\$2,225	1,194	\$2,401	1,193	\$2,656
50-64	1,043	\$1,934	1,017	\$2,103	1,134	\$2,249	1,168	\$2,508	1,235	\$2,693
65+	733	\$2,074	784	\$2,341	841	\$2,487	1,015	\$2,754	909	\$2,927
<b>Total</b>	<b>6,716</b>	<b>\$1,853</b>	<b>6,907</b>	<b>\$2,037</b>	<b>7,483</b>	<b>\$2,233</b>	<b>8,098</b>	<b>\$2,457</b>	<b>8,127</b>	<b>\$2,694</b>

Patient Discharges



Average Billed Charges



County / Hospital	2010		2011		2012		2013		2014	
	Cases	Avg Bill	Cases	Avg Bill	Cases	Avg Bill	Cases	Avg Bill	Cases	Avg Bill
<b>Clark</b>										
Centennial Hills	178	\$1,717	262	\$1,882	377	\$2,160	451	\$2,563	327	\$2,616
Desert Springs	316	\$1,672	301	\$1,867	317	\$1,997	296	\$2,423	268	\$2,542
Mountain View	485	\$2,316	659	\$2,762	694	\$3,078	661	\$3,351	762	\$3,737
North Vista	471	\$2,081	542	\$2,163	645	\$2,241	623	\$2,192	697	\$2,328
Southern Hills	365	\$2,178	356	\$2,317	422	\$2,675	394	\$3,323	409	\$3,672
Spring Valley	464	\$1,829	466	\$2,061	524	\$2,287	385	\$2,740	283	\$2,591
St. Rose-Rose de Lima	125	\$2,295	120	\$2,598	128	\$2,762	202	\$2,905	150	\$3,300
St. Rose-San Martin	109	\$2,223	22	\$2,604	47	\$3,413	107	\$2,658	101	\$3,142
St. Rose-Siena	200	\$2,484	203	\$2,489	199	\$2,709	272	\$2,956	276	\$2,965
Summerlin	287	\$1,808	393	\$2,185	379	\$2,376	389	\$2,654	295	\$2,649
Sunrise	1,191	\$2,386	1,146	\$2,577	1,396	\$2,788	1,501	\$3,138	1,841	\$3,469
UMC	542	\$1,138	587	\$1,104	488	\$1,152	532	\$1,377	198	\$1,573
Valley	146	\$1,642	147	\$1,778	155	\$1,895	187	\$2,381	177	\$2,454
<b>Total</b>	<b>4,879</b>	<b>\$2,014</b>	<b>5,204</b>	<b>\$2,196</b>	<b>5,771</b>	<b>\$2,436</b>	<b>6,000</b>	<b>\$2,736</b>	<b>5,784</b>	<b>\$3,075</b>
<b>Washoe</b>										
Carson Tahoe	124	\$2,148	125	\$2,139	141	\$1,489	124	\$1,737	117	\$1,627
Northern Nevada	213	\$905	118	\$1,192	102	\$1,298	151	\$1,366	197	\$1,565
Renown Regional	286	\$2,580	359	\$2,307	340	\$2,173	369	\$2,182	395	\$2,023
Renown S. Meadows	105	\$1,604	129	\$1,691	134	\$1,710	157	\$1,730	160	\$1,761
Saint Mary's	299	\$1,396	250	\$1,591	335	\$1,671	605	\$1,739	823	\$1,826
Sierra Surgery	0	\$0	0	\$0	0	\$0	0	\$0	0	\$0
<b>Total</b>	<b>1,027</b>	<b>\$1,736</b>	<b>981</b>	<b>\$1,888</b>	<b>1,052</b>	<b>\$1,778</b>	<b>1,406</b>	<b>\$1,814</b>	<b>1,692</b>	<b>\$1,822</b>
<b>Rural</b>										
Battle Mountain	82	\$718	47	\$826	48	\$1,007	48	\$1,063	26	\$893
Boulder City	68	\$1,322	66	\$982	48	\$1,139	30	\$1,506	27	\$1,850
Carson Valley	69	\$1,570	70	\$1,564	72	\$1,449	69	\$1,469	58	\$1,659
Churchill	134	\$1,061	100	\$1,148	70	\$1,133	79	\$1,296	96	\$1,246
Desert View	112	\$732	106	\$712	114	\$945	103	\$1,355	100	\$2,030
Grover C. Dils	12	\$873	14	\$801	8	\$946	12	\$749	12	\$752
Humboldt	4	\$863	8	\$1,126	10	\$1,249	26	\$1,524	12	\$1,747
Incline Village	0	\$0	0	\$0	17	\$1,231	90	\$1,262	77	\$1,486
Mesa View	28	\$1,613	14	\$1,844	18	\$2,728	28	\$2,190	50	\$1,341
Mount Grant	34	\$957	30	\$658	31	\$714	19	\$1,007	25	\$941
Northeastern	65	\$1,076	71	\$1,116	13	\$2,312	4	\$2,784	11	\$3,091
Nye	27	\$794	42	\$943	34	\$884	15	\$1,223	0	\$0
Pershing	0	\$0	0	\$0	4	\$685	3	\$1,527	15	\$1,730
South Lyon	61	\$723	44	\$851	54	\$963	82	\$1,059	72	\$1,263
William Bee Ririe	114	\$1,113	110	\$1,466	119	\$1,334	84	\$1,546	70	\$2,071
<b>Total</b>	<b>810</b>	<b>\$1,031</b>	<b>722</b>	<b>\$1,090</b>	<b>660</b>	<b>\$1,182</b>	<b>692</b>	<b>\$1,348</b>	<b>651</b>	<b>\$1,571</b>
<b>All Counties</b>	<b>6,716</b>	<b>\$1,853</b>	<b>6,907</b>	<b>\$2,037</b>	<b>7,483</b>	<b>\$2,233</b>	<b>8,098</b>	<b>\$2,457</b>	<b>8,127</b>	<b>\$2,694</b>

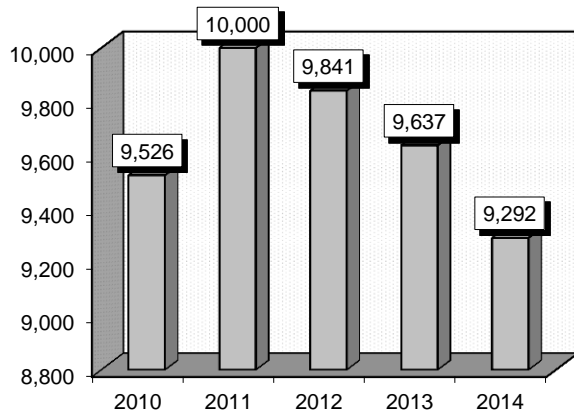
### Back & Neck Disorders Except Lumbar Disc Disease (00656)

**Diagnoses:** that frequently accompanied Back & Neck Disorders Except Lumbar Disc Disease were: 1) Cervicalgia (7231), 2) Sprain of thoracic (8471), 3) Sprain of lumbosacral (joint) (ligament) (8460), 4) Sprain of lumbar (8472), 5) Lumbago (7242), 6) Torticollis, unspecified (7235).

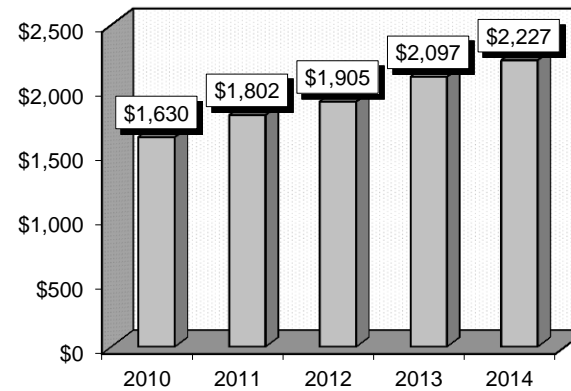
**Definitions:** **Cervicalgia:** Neck pain. **Thoracic:** Pertaining to the thorax (chest). **Lumbosacral:** Of or relating to or near the small of the back and the back part of the pelvis between the hips. **Lumbago:** An older, non-medical term used to describe lower back pain or back pain in general. **Torticollis:** A contraction, often spasmodic, of the muscles of the neck, chiefly those supplied by the spinal accessory nerve; the head is drawn to one side and usually rotated so that the chin points to the other side.

Gender	2010		2011		2012		2013		2014	
	Cases	Avg Bill	Cases	Avg Bill	Cases	Avg Bill	Cases	Avg Bill	Cases	Avg Bill
Male	4,178	\$1,624	4,429	\$1,818	4,380	\$1,864	4,292	\$2,090	4,186	\$2,216
Female	5,348	\$1,634	5,571	\$1,789	5,461	\$1,939	5,345	\$2,103	5,106	\$2,236
Age Group	Cases	Avg Bill	Cases	Avg Bill	Cases	Avg Bill	Cases	Avg Bill	Cases	Avg Bill
0-17	773	\$1,356	837	\$1,443	899	\$1,577	822	\$1,729	796	\$1,960
18-35	3,734	\$1,629	3,984	\$1,803	3,797	\$1,895	3,748	\$2,086	3,379	\$2,153
36-49	2,614	\$1,617	2,636	\$1,825	2,520	\$1,949	2,415	\$2,093	2,352	\$2,277
50-64	1,708	\$1,722	1,794	\$1,913	1,864	\$1,982	1,801	\$2,232	1,863	\$2,355
65+	697	\$1,759	749	\$1,847	761	\$2,016	851	\$2,230	902	\$2,342
<b>Total</b>	<b>9,526</b>	<b>\$1,630</b>	<b>10,000</b>	<b>\$1,802</b>	<b>9,841</b>	<b>\$1,905</b>	<b>9,637</b>	<b>\$2,097</b>	<b>9,292</b>	<b>\$2,227</b>

**Patient Discharges**



**Average Billed Charges**



County / Hospital	2010		2011		2012		2013		2014	
	Cases	Avg Bill	Cases	Avg Bill	Cases	Avg Bill	Cases	Avg Bill	Cases	Avg Bill
<b>Clark</b>										
Centennial Hills	623	\$1,892	657	\$2,144	638	\$2,201	662	\$2,229	642	\$2,446
Desert Springs	416	\$1,935	466	\$1,986	412	\$2,077	410	\$2,285	474	\$2,335
Mountain View	360	\$1,970	391	\$2,081	456	\$2,349	442	\$2,744	457	\$2,985
North Vista	391	\$1,416	414	\$1,567	492	\$1,539	506	\$1,568	426	\$1,623
Southern Hills	182	\$2,111	233	\$2,082	229	\$2,342	268	\$2,738	231	\$2,890
Spring Valley	615	\$1,970	678	\$2,297	681	\$2,294	620	\$2,497	597	\$2,810
St. Rose-Rose de Lima	354	\$1,743	356	\$1,890	350	\$1,939	408	\$2,133	388	\$2,753
St. Rose-San Martin	307	\$1,758	156	\$1,662	224	\$1,852	332	\$2,292	255	\$2,759
St. Rose-Siena	526	\$2,121	493	\$2,449	546	\$2,564	509	\$2,927	368	\$3,192
Summerlin	520	\$1,887	548	\$2,308	534	\$2,178	432	\$2,243	437	\$2,571
Sunrise	503	\$2,725	619	\$2,940	725	\$2,903	739	\$3,264	746	\$2,987
UMC	890	\$1,518	921	\$1,899	857	\$1,981	871	\$1,953	391	\$2,563
Valley	486	\$1,669	511	\$1,746	528	\$1,799	464	\$2,007	504	\$2,198
<b>Total</b>	<b>6,173</b>	<b>\$1,884</b>	<b>6,443</b>	<b>\$2,127</b>	<b>6,672</b>	<b>\$2,188</b>	<b>6,663</b>	<b>\$2,377</b>	<b>5,916</b>	<b>\$2,618</b>
<b>Washoe</b>										
Carson Tahoe	398	\$548	456	\$599	298	\$617	206	\$837	189	\$1,014
Northern Nevada	328	\$995	371	\$1,147	378	\$1,242	317	\$1,502	355	\$1,635
Renown Regional	567	\$1,792	583	\$1,536	645	\$1,682	683	\$1,689	692	\$1,803
Renown S. Meadows	204	\$1,283	204	\$1,414	208	\$1,355	257	\$1,306	256	\$1,332
Saint Mary's	694	\$1,463	660	\$1,708	639	\$1,787	648	\$1,884	961	\$1,762
Sierra Surgery	0	\$0	0	\$0	0	\$0	0	\$0	0	\$0
<b>Total</b>	<b>2,191</b>	<b>\$1,295</b>	<b>2,274</b>	<b>\$1,324</b>	<b>2,168</b>	<b>\$1,458</b>	<b>2,111</b>	<b>\$1,591</b>	<b>2,453</b>	<b>\$1,653</b>
<b>Rural</b>										
Battle Mountain	55	\$551	51	\$759	46	\$996	46	\$1,042	23	\$699
Boulder City	40	\$1,177	68	\$944	76	\$1,104	82	\$2,035	90	\$2,016
Carson Valley	140	\$1,121	166	\$1,279	168	\$1,179	122	\$1,163	123	\$1,269
Churchill	131	\$781	137	\$855	117	\$921	108	\$1,017	147	\$843
Desert View	125	\$511	135	\$541	177	\$678	146	\$1,098	167	\$1,459
Grover C. Dils	9	\$711	4	\$754	14	\$738	10	\$706	8	\$822
Humboldt	35	\$828	68	\$1,049	109	\$1,185	99	\$1,224	69	\$1,148
Incline Village	0	\$0	0	\$0	2	\$766	49	\$1,028	44	\$1,197
Mesa View	85	\$855	53	\$1,069	67	\$1,035	69	\$1,074	107	\$1,141
Mount Grant	12	\$436	21	\$560	14	\$513	11	\$565	10	\$583
Northeastern	415	\$1,101	479	\$1,187	65	\$1,429	6	\$2,258	4	\$3,087
Nye	18	\$802	18	\$995	21	\$1,024	7	\$1,317	0	\$0
Pershing	0	\$0	0	\$0	22	\$634	20	\$771	19	\$1,181
South Lyon	33	\$605	18	\$546	31	\$756	37	\$780	45	\$868
William Bee Ririe	64	\$838	65	\$870	72	\$948	51	\$1,243	67	\$1,317
<b>Total</b>	<b>1,162</b>	<b>\$911</b>	<b>1,283</b>	<b>\$1,014</b>	<b>1,001</b>	<b>\$992</b>	<b>863</b>	<b>\$1,178</b>	<b>923</b>	<b>\$1,246</b>
<b>All Counties</b>	<b>9,526</b>	<b>\$1,630</b>	<b>10,000</b>	<b>\$1,802</b>	<b>9,841</b>	<b>\$1,905</b>	<b>9,637</b>	<b>\$2,097</b>	<b>9,292</b>	<b>\$2,227</b>

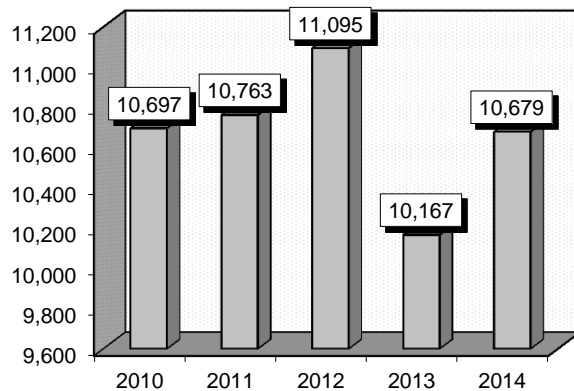
### Lumbar Disc Disease (00657)

**Diagnoses:** that frequently accompanied Lumbar Disc Disease were: 1) Lumbago (7242), 2) Sprain of lumbar (8472), 3) Sciatica (7243), 4) Spasm of muscle (72885), 5) Degeneration of lumbar or lumbosacral intervertebral disc (72252), 6) Thoracic or lumbosacral neuritis or radiculitis, unspecified (7244), 7) Cervicalgia (7231), 8) Lumbosacral spondylosis without myelopathy (7213).

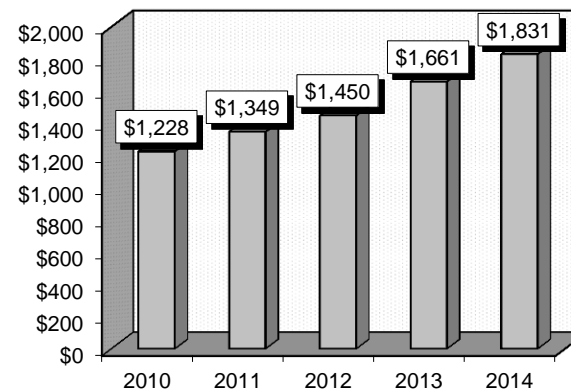
**Definitions:** **Lumbago:** An older, non-medical term used to describe lower back pain or back pain in general. **Sciatica:** Pain in lower back and hip radiating down back of thigh into leg, due to herniated lumbar discs compressing a nerve root, most commonly L5 or S1. **Lumbosacral:** Of or relating to or near the small of the back and the back part of the pelvis between the hips. **Cervicalgia:** Neck pain. **Spondylosis:** A degenerative process affecting the vertebral disc and facet joints that gradually develops with age. **Myelopathy:** Any disease of the spinal cord.

Gender	2010		2011		2012		2013		2014	
	Cases	Avg Bill	Cases	Avg Bill	Cases	Avg Bill	Cases	Avg Bill	Cases	Avg Bill
Male	5,469	\$1,209	5,455	\$1,338	5,858	\$1,445	5,461	\$1,658	5,644	\$1,821
Female	5,228	\$1,247	5,308	\$1,360	5,237	\$1,455	4,706	\$1,664	5,035	\$1,843
Age Group	Cases	Avg Bill	Cases	Avg Bill	Cases	Avg Bill	Cases	Avg Bill	Cases	Avg Bill
0-17	281	\$1,409	313	\$1,470	313	\$1,621	330	\$1,799	294	\$1,964
18-35	3,817	\$1,178	3,769	\$1,290	3,755	\$1,403	3,433	\$1,616	3,524	\$1,728
36-49	3,409	\$1,205	3,432	\$1,334	3,292	\$1,418	2,972	\$1,640	3,067	\$1,809
50-64	2,372	\$1,239	2,421	\$1,361	2,772	\$1,447	2,516	\$1,641	2,794	\$1,883
65+	818	\$1,462	828	\$1,596	963	\$1,698	916	\$1,902	1,000	\$2,079
<b>Total</b>	<b>10,697</b>	<b>\$1,228</b>	<b>10,763</b>	<b>\$1,349</b>	<b>11,095</b>	<b>\$1,450</b>	<b>10,167</b>	<b>\$1,661</b>	<b>10,679</b>	<b>\$1,831</b>

Patient Discharges



Average Billed Charges



County / Hospital	2010		2011		2012		2013		2014	
	Cases	Avg Bill	Cases	Avg Bill	Cases	Avg Bill	Cases	Avg Bill	Cases	Avg Bill
<b>Clark</b>										
Centennial Hills	623	\$1,611	665	\$1,829	602	\$2,050	541	\$2,130	528	\$2,344
Desert Springs	459	\$1,612	464	\$1,691	471	\$1,646	489	\$1,897	672	\$2,124
Mountain View	284	\$1,725	204	\$1,866	342	\$1,909	236	\$2,345	322	\$2,648
North Vista	397	\$945	407	\$1,063	542	\$923	506	\$1,091	578	\$1,175
Southern Hills	159	\$1,492	125	\$1,733	166	\$1,835	136	\$2,347	173	\$2,427
Spring Valley	584	\$1,579	568	\$1,747	561	\$1,747	552	\$2,027	479	\$2,252
St. Rose-Rose de Lima	458	\$1,386	509	\$1,425	515	\$1,639	576	\$1,789	590	\$2,231
St. Rose-San Martin	264	\$1,429	276	\$1,379	314	\$1,635	277	\$1,959	341	\$2,440
St. Rose-Siena	464	\$1,622	404	\$1,814	528	\$1,821	596	\$2,146	467	\$2,454
Summerlin	141	\$1,735	203	\$1,853	362	\$2,110	389	\$2,244	364	\$2,391
Sunrise	476	\$1,912	542	\$2,031	662	\$2,305	473	\$2,973	814	\$2,725
UMC	1,443	\$1,033	1,291	\$1,108	1,271	\$1,120	1,034	\$1,133	495	\$1,477
Valley	467	\$1,201	522	\$1,280	610	\$1,455	585	\$1,694	736	\$1,887
<b>Total</b>	<b>6,219</b>	<b>\$1,405</b>	<b>6,180</b>	<b>\$1,527</b>	<b>6,946</b>	<b>\$1,637</b>	<b>6,390</b>	<b>\$1,865</b>	<b>6,559</b>	<b>\$2,165</b>
<b>Washoe</b>										
Carson Tahoe	555	\$497	421	\$544	299	\$665	181	\$842	192	\$868
Northern Nevada	398	\$822	437	\$937	393	\$986	412	\$1,375	457	\$1,449
Renown Regional	878	\$1,271	926	\$1,302	842	\$1,298	840	\$1,362	953	\$1,375
Renown S. Meadows	305	\$1,184	315	\$1,234	372	\$1,272	314	\$1,346	408	\$1,330
Saint Mary's	929	\$1,252	1,072	\$1,419	974	\$1,476	867	\$1,635	1,016	\$1,431
Sierra Surgery	0	\$0	0	\$0	0	\$0	0	\$0	0	\$0
<b>Total</b>	<b>3,065</b>	<b>\$1,058</b>	<b>3,171</b>	<b>\$1,184</b>	<b>2,880</b>	<b>\$1,246</b>	<b>2,614</b>	<b>\$1,417</b>	<b>3,026</b>	<b>\$1,367</b>
<b>Rural</b>										
Battle Mountain	30	\$381	42	\$640	59	\$837	36	\$893	30	\$664
Boulder City	55	\$893	61	\$846	53	\$894	64	\$1,847	69	\$1,784
Carson Valley	222	\$1,139	188	\$1,298	170	\$1,054	182	\$1,097	195	\$1,112
Churchill	151	\$570	117	\$569	104	\$700	110	\$793	130	\$747
Desert View	153	\$409	174	\$434	208	\$729	184	\$1,058	179	\$1,413
Grover C. Dils	9	\$714	6	\$797	12	\$649	13	\$633	10	\$714
Humboldt	46	\$681	123	\$837	165	\$1,046	137	\$1,070	76	\$935
Incline Village	0	\$0	0	\$0	4	\$1,022	66	\$1,147	42	\$1,215
Mesa View	139	\$731	121	\$889	133	\$909	126	\$1,047	113	\$1,018
Mount Grant	28	\$425	29	\$472	34	\$533	50	\$674	40	\$603
Northeastern	403	\$1,057	400	\$1,286	72	\$1,480	21	\$2,322	6	\$2,398
Nye	34	\$792	30	\$781	64	\$825	14	\$994	0	\$0
Pershing	0	\$0	0	\$0	37	\$588	31	\$770	45	\$1,173
South Lyon	39	\$378	28	\$636	47	\$700	36	\$790	57	\$899
William Bee Ririe	104	\$652	93	\$828	107	\$874	93	\$1,296	102	\$1,197
<b>Total</b>	<b>1,413</b>	<b>\$813</b>	<b>1,412</b>	<b>\$939</b>	<b>1,269</b>	<b>\$891</b>	<b>1,163</b>	<b>\$1,086</b>	<b>1,094</b>	<b>\$1,114</b>
<b>All Counties</b>	<b>10,697</b>	<b>\$1,228</b>	<b>10,763</b>	<b>\$1,349</b>	<b>11,095</b>	<b>\$1,450</b>	<b>10,167</b>	<b>\$1,661</b>	<b>10,679</b>	<b>\$1,831</b>

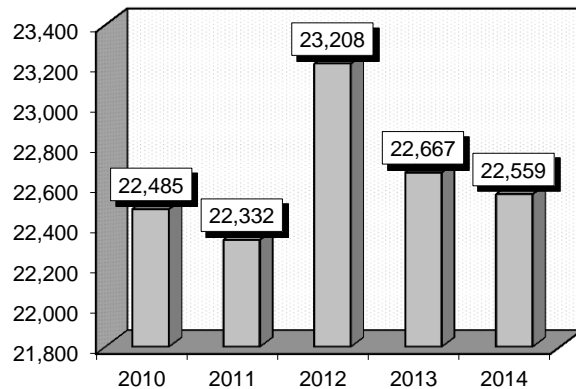
### Contusion, Open Wound & Other Trauma To Skin & Subcutaneous Tissue (00674)

**Diagnoses:** that frequently accompanied Contusion, Open Wound & Other Trauma To Skin & Subcutaneous Tissue were: 1) Contusion of face, scalp, and neck except eye(s) (920), 2) Contusion of chest wall (9221), 3) Contusion of knee (92411), 4) Contusion of foot (92420), 5) Contusion of hand(s) (92320), 6) Contusion of shoulder region (92300), 7) Abrasion or friction burn of face, neck, and scalp except eye, without mention of infection (9100), 8) Contusion of hip (92401), 9) Open wound of forehead, without mention of complication (87342), 10) Contusion of back (92231).

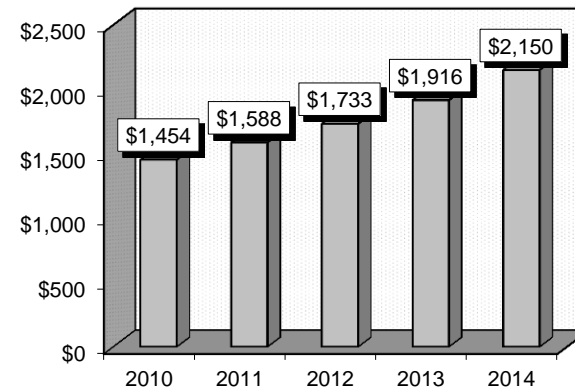
**Definitions: Contusion:** An injury in which the skin is not broken, often characterized by ruptured blood vessels and discolorations; a bruise. **Abrasion:** A wound caused by rubbing or scraping the skin or a mucous membrane.

Gender	2010		2011		2012		2013		2014	
	Cases	Avg Bill	Cases	Avg Bill	Cases	Avg Bill	Cases	Avg Bill	Cases	Avg Bill
Male	11,608	\$1,438	11,454	\$1,565	11,863	\$1,694	11,439	\$1,887	11,459	\$2,116
Female	10,877	\$1,471	10,878	\$1,612	11,345	\$1,773	11,228	\$1,945	11,100	\$2,185
Age Group	Cases	Avg Bill	Cases	Avg Bill	Cases	Avg Bill	Cases	Avg Bill	Cases	Avg Bill
0-17	7,990	\$1,239	7,744	\$1,291	8,193	\$1,435	7,898	\$1,574	7,973	\$1,798
18-35	6,183	\$1,563	6,297	\$1,729	6,550	\$1,909	6,294	\$2,143	6,259	\$2,355
36-49	3,375	\$1,601	3,304	\$1,729	3,278	\$1,900	3,374	\$2,086	3,240	\$2,283
50-64	2,723	\$1,615	2,676	\$1,813	2,700	\$1,926	2,754	\$2,079	2,726	\$2,334
65+	2,214	\$1,507	2,311	\$1,737	2,487	\$1,820	2,347	\$2,020	2,361	\$2,405
<b>Total</b>	<b>22,485</b>	<b>\$1,454</b>	<b>22,332</b>	<b>\$1,588</b>	<b>23,208</b>	<b>\$1,733</b>	<b>22,667</b>	<b>\$1,916</b>	<b>22,559</b>	<b>\$2,150</b>

**Patient Discharges**



**Average Billed Charges**





County / Hospital	2010		2011		2012		2013		2014	
	Cases	Avg Bill	Cases	Avg Bill	Cases	Avg Bill	Cases	Avg Bill	Cases	Avg Bill
<b>Clark</b>										
Centennial Hills	897	\$1,379	1,089	\$1,527	1,047	\$1,726	1,024	\$1,905	967	\$2,018
Desert Springs	753	\$1,528	779	\$1,680	697	\$1,800	698	\$2,135	784	\$2,070
Mountain View	1,639	\$1,956	1,497	\$2,188	1,710	\$2,433	1,214	\$2,817	1,480	\$2,921
North Vista	1,737	\$1,327	1,717	\$1,449	1,896	\$1,481	1,505	\$1,466	1,608	\$1,545
Southern Hills	771	\$1,692	701	\$1,873	721	\$2,150	769	\$2,397	762	\$2,615
Spring Valley	824	\$1,559	937	\$1,756	900	\$1,831	1,014	\$2,059	1,050	\$2,260
St. Rose-Rose de Lima	709	\$1,535	722	\$1,687	793	\$1,972	762	\$2,159	755	\$3,057
St. Rose-San Martin	466	\$1,616	268	\$1,438	369	\$1,830	425	\$2,024	347	\$2,898
St. Rose-Siena	930	\$1,998	894	\$2,077	1,017	\$2,041	908	\$2,489	859	\$2,766
Summerlin	1,162	\$1,494	1,195	\$1,655	1,178	\$1,700	855	\$1,926	824	\$2,024
Sunrise	2,598	\$2,029	2,436	\$2,231	2,781	\$2,568	2,995	\$2,889	3,725	\$3,103
UMC	2,016	\$1,403	2,025	\$1,597	2,064	\$1,652	2,341	\$1,752	1,120	\$2,262
Valley	651	\$1,383	792	\$1,606	712	\$1,715	690	\$2,010	648	\$2,134
<b>Total</b>	<b>15,153</b>	<b>\$1,645</b>	<b>15,052</b>	<b>\$1,799</b>	<b>15,885</b>	<b>\$1,972</b>	<b>15,200</b>	<b>\$2,207</b>	<b>14,929</b>	<b>\$2,517</b>
<b>Washoe</b>										
Carson Tahoe	617	\$589	587	\$676	700	\$620	583	\$857	585	\$847
Northern Nevada	558	\$808	562	\$911	574	\$1,023	573	\$1,194	609	\$1,336
Renown Regional	1,395	\$2,006	1,610	\$1,912	1,770	\$1,923	1,655	\$1,874	1,811	\$2,054
Renown S. Meadows	474	\$1,231	403	\$1,308	479	\$1,352	499	\$1,376	529	\$1,466
Saint Mary's	1,109	\$1,101	1,177	\$1,315	1,061	\$1,391	1,435	\$1,504	1,422	\$1,508
Sierra Surgery	0	\$0	0	\$0	0	\$0	0	\$0	0	\$0
<b>Total</b>	<b>4,153</b>	<b>\$1,304</b>	<b>4,339</b>	<b>\$1,397</b>	<b>4,584</b>	<b>\$1,428</b>	<b>4,745</b>	<b>\$1,503</b>	<b>4,956</b>	<b>\$1,604</b>
<b>Rural</b>										
Battle Mountain	145	\$547	157	\$654	182	\$752	172	\$774	69	\$610
Boulder City	158	\$848	136	\$730	180	\$897	151	\$1,561	179	\$1,614
Carson Valley	382	\$1,068	267	\$1,114	248	\$1,087	263	\$1,211	291	\$1,106
Churchill	594	\$745	561	\$787	526	\$905	500	\$971	578	\$940
Desert View	470	\$519	507	\$517	498	\$722	354	\$1,055	416	\$1,408
Grover C. Dils	28	\$748	38	\$696	42	\$704	27	\$702	25	\$760
Humboldt	27	\$581	69	\$1,107	166	\$1,279	356	\$1,140	261	\$1,057
Incline Village	0	\$0	0	\$0	9	\$1,041	160	\$909	153	\$1,086
Mesa View	235	\$847	179	\$977	202	\$974	236	\$1,000	263	\$1,120
Mount Grant	131	\$421	129	\$465	139	\$485	93	\$490	59	\$429
Northeastern	440	\$861	465	\$999	45	\$1,381	2	\$2,581	6	\$2,747
Nye	112	\$630	116	\$680	108	\$669	28	\$1,070	0	\$0
Pershing	0	\$0	0	\$0	54	\$515	61	\$537	44	\$1,074
South Lyon	177	\$498	127	\$577	170	\$677	168	\$770	169	\$900
William Bee Ririe	280	\$781	190	\$901	170	\$894	151	\$999	161	\$1,246
<b>Total</b>	<b>3,179</b>	<b>\$741</b>	<b>2,941</b>	<b>\$792</b>	<b>2,739</b>	<b>\$857</b>	<b>2,722</b>	<b>\$1,009</b>	<b>2,674</b>	<b>\$1,114</b>
<b>All Counties</b>	<b>22,485</b>	<b>\$1,454</b>	<b>22,332</b>	<b>\$1,588</b>	<b>23,208</b>	<b>\$1,733</b>	<b>22,667</b>	<b>\$1,916</b>	<b>22,559</b>	<b>\$2,150</b>

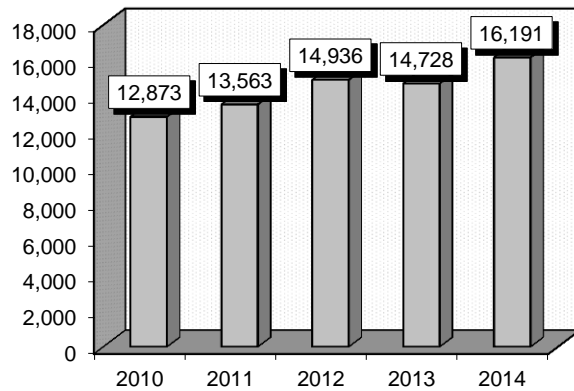
### Other Skin, Subcutaneous Tissue & Breast Disorders (00675)

**Diagnoses:** that frequently accompanied Other Skin, Subcutaneous Tissue & Breast Disorders were: 1) Allergic urticaria (7080), 2) Scabies (1330), 3) Dermatitis due to drugs and medicines taken internally (6930), 4) Dermatophytosis of the body (1105), 5) Candidiasis of skin and nails (1123), 6) Sebaceous cyst (7062), 7) Lump or mass in breast (61172), 8) Mastodynia (61171).

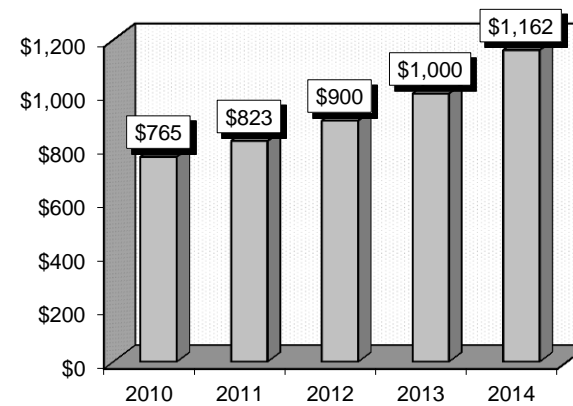
**Definitions:** **Urticaria:** An eruption of itching wheals, colloquially called hives, usually of systemic origin; it may be due to a state of hypersensitivity to foods or drugs, foci of infection, physical agents (heat, cold, light, friction), or psychic stimuli. **Scabies:** A contagious disease caused by *Sarcoptes scabiei*, the human itch mite, characterized by intense itching of the skin and excoriation from scratching. **Dermatitis:** A general term used to describe inflammation of the skin. **Dermatophytosis:** An infection of the hair, skin, or nails caused by any one of the dermatophytes (fungus parasitic upon the skin). **Candidiasis:** An infection caused by a species of the yeast *Candida*, usually *Candida albicans*. **Sebaceous cyst:** A rounded swollen area of the skin formed by an abnormal sac of retained excretion (sebum) from the sebaceous follicles. **Mastodynia:** Pain in the breast.

Gender	2010		2011		2012		2013		2014	
	Cases	Avg Bill	Cases	Avg Bill	Cases	Avg Bill	Cases	Avg Bill	Cases	Avg Bill
Male	5,740	\$740	5,938	\$795	6,633	\$884	6,667	\$973	7,329	\$1,145
Female	7,133	\$785	7,625	\$846	8,303	\$912	8,061	\$1,023	8,862	\$1,177
Age Group	Cases	Avg Bill	Cases	Avg Bill	Cases	Avg Bill	Cases	Avg Bill	Cases	Avg Bill
0-17	5,312	\$714	5,747	\$760	6,383	\$840	6,228	\$944	6,704	\$1,090
18-35	3,565	\$782	3,798	\$854	4,045	\$929	3,934	\$1,038	4,485	\$1,213
36-49	1,884	\$818	1,833	\$906	2,081	\$965	2,110	\$1,046	2,261	\$1,215
50-64	1,455	\$804	1,459	\$863	1,486	\$947	1,589	\$1,038	1,785	\$1,212
65+	657	\$845	726	\$870	941	\$958	867	\$1,058	956	\$1,218
<b>Total</b>	<b>12,873</b>	<b>\$765</b>	<b>13,563</b>	<b>\$823</b>	<b>14,936</b>	<b>\$900</b>	<b>14,728</b>	<b>\$1,000</b>	<b>16,191</b>	<b>\$1,162</b>

Patient Discharges



Average Billed Charges



County / Hospital	2010		2011		2012		2013		2014	
	Cases	Avg Bill	Cases	Avg Bill	Cases	Avg Bill	Cases	Avg Bill	Cases	Avg Bill
<b>Clark</b>										
Centennial Hills	637	\$951	594	\$1,023	659	\$1,146	647	\$1,191	722	\$1,413
Desert Springs	469	\$1,095	515	\$1,121	478	\$1,118	499	\$1,321	677	\$1,423
Mountain View	468	\$1,174	442	\$1,272	628	\$1,426	546	\$1,617	734	\$1,708
North Vista	425	\$591	461	\$599	650	\$582	693	\$610	724	\$673
Southern Hills	247	\$990	297	\$1,162	296	\$1,279	339	\$1,454	371	\$1,633
Spring Valley	437	\$1,064	492	\$1,150	497	\$1,176	590	\$1,301	612	\$1,426
St. Rose-Rose de Lima	587	\$817	600	\$833	608	\$907	612	\$930	660	\$1,410
St. Rose-San Martin	337	\$796	303	\$814	341	\$968	380	\$936	373	\$1,318
St. Rose-Siena	666	\$845	710	\$849	885	\$941	781	\$1,000	729	\$1,195
Summerlin	530	\$1,071	593	\$1,205	626	\$1,260	541	\$1,248	576	\$1,372
Sunrise	1,276	\$1,132	1,263	\$1,262	1,646	\$1,388	1,874	\$1,562	2,308	\$1,729
UMC	2,055	\$486	2,123	\$520	2,331	\$542	2,173	\$595	1,833	\$837
Valley	413	\$958	435	\$993	469	\$1,049	460	\$1,177	560	\$1,324
<b>Total</b>	<b>8,547</b>	<b>\$860</b>	<b>8,828</b>	<b>\$921</b>	<b>10,114</b>	<b>\$996</b>	<b>10,135</b>	<b>\$1,099</b>	<b>10,879</b>	<b>\$1,338</b>
<b>Washoe</b>										
Carson Tahoe	390	\$313	297	\$331	362	\$379	305	\$512	296	\$566
Northern Nevada	323	\$468	355	\$469	371	\$542	382	\$671	433	\$710
Renown Regional	1,221	\$705	1,456	\$755	1,629	\$783	1,582	\$834	1,757	\$855
Renown S. Meadows	270	\$810	308	\$842	328	\$934	312	\$908	387	\$831
Saint Mary's	806	\$584	854	\$709	841	\$814	809	\$891	1,014	\$839
Sierra Surgery	0	\$0	0	\$0	0	\$0	0	\$0	0	\$0
<b>Total</b>	<b>3,010</b>	<b>\$606</b>	<b>3,270</b>	<b>\$682</b>	<b>3,531</b>	<b>\$737</b>	<b>3,390</b>	<b>\$807</b>	<b>3,887</b>	<b>\$810</b>
<b>Rural</b>										
Battle Mountain	54	\$402	50	\$409	57	\$652	45	\$712	49	\$580
Boulder City	38	\$539	90	\$494	72	\$508	62	\$1,270	87	\$1,259
Carson Valley	182	\$739	115	\$781	198	\$719	157	\$763	161	\$783
Churchill	252	\$369	237	\$402	258	\$510	234	\$480	358	\$465
Desert View	124	\$287	174	\$297	164	\$439	216	\$850	274	\$1,122
Grover C. Dils	9	\$445	9	\$558	14	\$481	11	\$505	9	\$528
Humboldt	41	\$450	153	\$627	135	\$686	98	\$727	76	\$712
Incline Village	0	\$0	0	\$0	7	\$518	50	\$770	39	\$743
Mesa View	102	\$546	89	\$602	98	\$707	106	\$616	133	\$625
Mount Grant	32	\$223	26	\$182	23	\$195	14	\$299	14	\$308
Northeastern	311	\$680	328	\$755	41	\$1,465	12	\$1,742	20	\$2,215
Nye	33	\$404	55	\$417	32	\$481	12	\$625	0	\$0
Pershing	0	\$0	0	\$0	45	\$326	26	\$394	39	\$634
South Lyon	46	\$320	43	\$449	53	\$522	63	\$615	52	\$721
William Bee Ririe	92	\$506	96	\$607	94	\$517	97	\$741	114	\$851
<b>Total</b>	<b>1,316</b>	<b>\$514</b>	<b>1,465</b>	<b>\$552</b>	<b>1,291</b>	<b>\$591</b>	<b>1,203</b>	<b>\$715</b>	<b>1,425</b>	<b>\$784</b>
<b>All Counties</b>	<b>12,873</b>	<b>\$765</b>	<b>13,563</b>	<b>\$823</b>	<b>14,936</b>	<b>\$900</b>	<b>14,728</b>	<b>\$1,000</b>	<b>16,191</b>	<b>\$1,162</b>

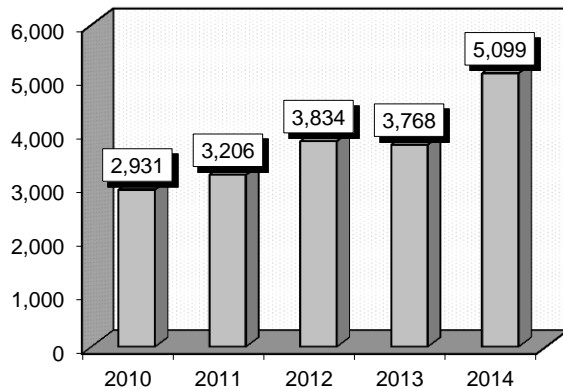
### Viral Illness (00808)

**Diagnoses:** that frequently accompanied Viral Illness were: 1) Hand, foot, and mouth disease (0743), 2) Viral exanthem, unspecified (0579), 3) Acute pharyngitis (462), 4) Varicella without mention of complication (0529), 5) Coxsackie virus infection in conditions classified elsewhere and of unspecified site (0792), 6) Tobacco use disorder (3051), 7) Unspecified otitis media (3829), 8) Influenza with other manifestations (4878), 9) Diarrhea (78791).

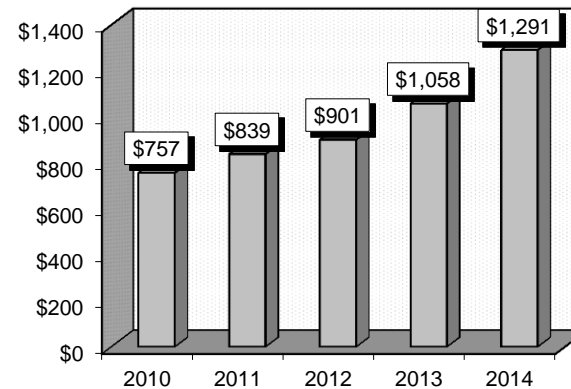
**Definitions:** **Exanthem:** A skin eruption or rash. **Pharyngitis:** Inflammation of the pharynx, causing a sore throat. **Varicella:** (AKA chickenpox) An acute contagious disease, usually occurring in children, caused by the varicella-zoster virus and marked by a sparse eruption of papules, which become vesicles and then pustules, usually with mild constitutional symptoms; incubation period is about 14-17 days. **Coxsackie virus:** Any of a group of enteroviruses that cause various respiratory, neurological, and muscular diseases in humans. **Enterovirus:** A genus of picornaviruses, including polioviruses, coxsackieviruses, and echoviruses, that infect the gastrointestinal tract and often spread to other areas of the body, especially the nervous system.

Gender	2010		2011		2012		2013		2014	
	Cases	Avg Bill	Cases	Avg Bill	Cases	Avg Bill	Cases	Avg Bill	Cases	Avg Bill
Male	1,530	\$768	1,618	\$852	2,027	\$904	1,949	\$1,075	2,756	\$1,308
Female	1,401	\$745	1,588	\$825	1,807	\$898	1,819	\$1,040	2,343	\$1,271
Age Group	Cases	Avg Bill	Cases	Avg Bill	Cases	Avg Bill	Cases	Avg Bill	Cases	Avg Bill
0-17	2,356	\$732	2,503	\$818	3,191	\$883	3,074	\$1,062	4,374	\$1,301
18-35	367	\$878	444	\$880	395	\$982	403	\$1,019	443	\$1,236
36-49	121	\$803	151	\$1,003	150	\$984	176	\$1,054	171	\$1,212
50-64	67	\$876	70	\$870	76	\$1,075	83	\$1,089	89	\$1,269
65+	20	\$808	38	\$985	22	\$977	32	\$1,077	22	\$1,209
<b>Total</b>	<b>2,931</b>	<b>\$757</b>	<b>3,206</b>	<b>\$839</b>	<b>3,834</b>	<b>\$901</b>	<b>3,768</b>	<b>\$1,058</b>	<b>5,099</b>	<b>\$1,291</b>

Patient Discharges



Average Billed Charges



County / Hospital	2010		2011		2012		2013		2014	
	Cases	Avg Bill	Cases	Avg Bill	Cases	Avg Bill	Cases	Avg Bill	Cases	Avg Bill
<b>Clark</b>										
Centennial Hills	126	\$852	136	\$862	96	\$1,066	87	\$1,016	90	\$1,002
Desert Springs	23	\$1,257	27	\$1,044	19	\$828	23	\$970	31	\$1,371
Mountain View	141	\$1,111	124	\$1,239	180	\$1,487	148	\$1,644	171	\$1,607
North Vista	163	\$546	164	\$601	334	\$671	495	\$697	560	\$828
Southern Hills	44	\$906	51	\$1,171	36	\$1,311	86	\$1,454	129	\$1,537
Spring Valley	93	\$928	92	\$1,017	76	\$1,051	79	\$1,385	68	\$1,076
St. Rose-Rose de Lima	102	\$735	125	\$757	116	\$792	165	\$970	163	\$1,600
St. Rose-San Martin	90	\$764	90	\$716	114	\$861	85	\$886	87	\$1,579
St. Rose-Siena	151	\$802	145	\$839	133	\$906	180	\$955	223	\$1,332
Summerlin	68	\$852	78	\$1,032	69	\$1,176	78	\$1,032	110	\$1,162
Sunrise	556	\$1,091	516	\$1,326	763	\$1,353	803	\$1,741	1,635	\$1,874
UMC	621	\$523	704	\$611	852	\$591	582	\$649	468	\$767
Valley	33	\$758	37	\$899	8	\$1,677	19	\$977	36	\$1,215
<b>Total</b>	<b>2,211</b>	<b>\$808</b>	<b>2,289</b>	<b>\$900</b>	<b>2,796</b>	<b>\$958</b>	<b>2,830</b>	<b>\$1,136</b>	<b>3,771</b>	<b>\$1,441</b>
<b>Washoe</b>										
Carson Tahoe	29	\$255	53	\$386	108	\$356	100	\$638	100	\$674
Northern Nevada	56	\$462	76	\$580	50	\$650	10	\$728	34	\$668
Renown Regional	228	\$705	311	\$780	446	\$786	337	\$853	604	\$899
Renown S. Meadows	20	\$812	61	\$807	67	\$1,051	37	\$1,001	66	\$990
Saint Mary's	86	\$720	141	\$920	159	\$1,001	96	\$1,168	149	\$1,079
Sierra Surgery	0	\$0	0	\$0	0	\$0	0	\$0	0	\$0
<b>Total</b>	<b>419</b>	<b>\$649</b>	<b>642</b>	<b>\$757</b>	<b>830</b>	<b>\$785</b>	<b>580</b>	<b>\$875</b>	<b>953</b>	<b>\$902</b>
<b>Rural</b>										
Battle Mountain	10	\$466	17	\$381	20	\$574	17	\$725	7	\$1,489
Boulder City	7	\$762	2	\$417	9	\$602	4	\$679	18	\$838
Carson Valley	31	\$941	12	\$720	7	\$961	20	\$1,121	30	\$928
Churchill	60	\$558	48	\$509	44	\$547	90	\$616	86	\$735
Desert View	55	\$317	51	\$298	31	\$538	46	\$784	36	\$906
Grover C. Dils	2	\$398	1	\$203	1	\$250	3	\$494	1	\$457
Humboldt	4	\$727	7	\$617	21	\$724	77	\$808	49	\$714
Incline Village	0	\$0	0	\$0	2	\$755	24	\$675	23	\$658
Mesa View	34	\$596	23	\$660	13	\$796	26	\$647	53	\$594
Mount Grant	6	\$115	8	\$107	3	\$207	3	\$350	5	\$347
Northeastern	34	\$452	35	\$594	6	\$834	0	\$0	0	\$0
Nye	10	\$417	10	\$461	2	\$674	6	\$517	0	\$0
Pershing	0	\$0	0	\$0	1	\$1,090	2	\$275	11	\$618
South Lyon	12	\$271	6	\$302	16	\$568	13	\$643	18	\$579
William Bee Ririe	36	\$583	55	\$712	32	\$553	27	\$914	38	\$1,049
<b>Total</b>	<b>301</b>	<b>\$527</b>	<b>275</b>	<b>\$518</b>	<b>208</b>	<b>\$608</b>	<b>358</b>	<b>\$736</b>	<b>375</b>	<b>\$774</b>
<b>All Counties</b>	<b>2,931</b>	<b>\$757</b>	<b>3,206</b>	<b>\$839</b>	<b>3,834</b>	<b>\$901</b>	<b>3,768</b>	<b>\$1,058</b>	<b>5,099</b>	<b>\$1,291</b>

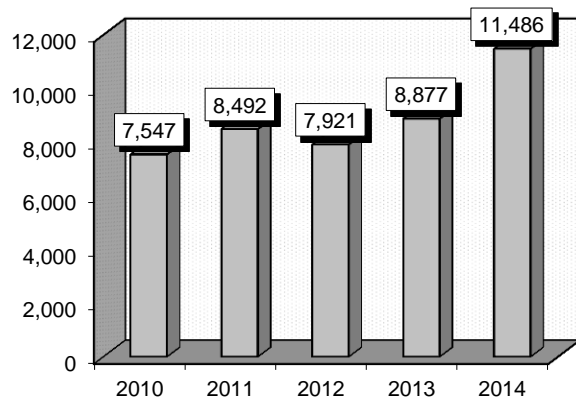
### Alcohol Abuse & Dependence (00842)

**Diagnoses:** that frequently accompanied Alcohol Abuse & Dependence were: 1) Unspecified essential hypertension (4019), 2) Alcohol withdrawal (29181), 3) Depressive disorder, not elsewhere classified (311), 4) Anxiety state, unspecified (30000), 5) Dehydration (27651), 6) Bipolar disorder, unspecified (29680), 7) Suicidal ideation (V6284), 8) Hypopotassemia (2768).

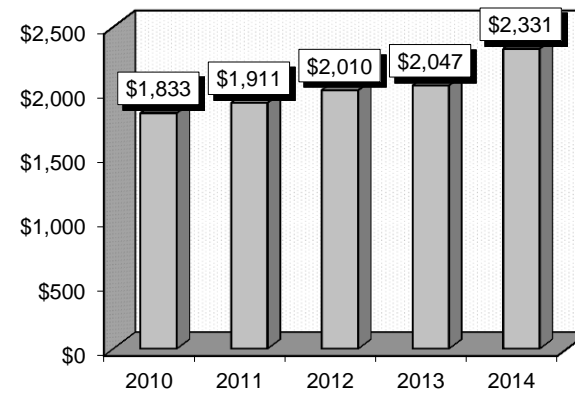
**Definitions:** **Hypertension:** High blood pressure. **Hypopotassemia:** A deficiency of potassium in the blood.

Gender	2010		2011		2012		2013		2014	
	Cases	Avg Bill	Cases	Avg Bill	Cases	Avg Bill	Cases	Avg Bill	Cases	Avg Bill
Male	5,195	\$1,797	5,666	\$1,854	5,198	\$1,877	6,015	\$1,997	7,774	\$2,297
Female	2,352	\$1,912	2,826	\$2,025	2,723	\$2,262	2,862	\$2,151	3,712	\$2,402
Age Group	Cases	Avg Bill	Cases	Avg Bill	Cases	Avg Bill	Cases	Avg Bill	Cases	Avg Bill
0-17	166	\$1,798	167	\$1,843	172	\$1,845	162	\$2,432	143	\$2,568
18-35	2,920	\$1,791	3,461	\$1,851	3,381	\$2,084	3,691	\$2,005	4,883	\$2,245
36-49	2,407	\$1,897	2,329	\$1,978	2,112	\$1,973	2,219	\$2,133	2,731	\$2,474
50-64	1,869	\$1,816	2,280	\$1,928	1,970	\$1,945	2,489	\$2,013	3,167	\$2,348
65+	185	\$1,847	255	\$2,022	286	\$1,950	316	\$1,999	562	\$2,230
<b>Total</b>	<b>7,547</b>	<b>\$1,833</b>	<b>8,492</b>	<b>\$1,911</b>	<b>7,921</b>	<b>\$2,010</b>	<b>8,877</b>	<b>\$2,047</b>	<b>11,486</b>	<b>\$2,331</b>

**Patient Discharges**



**Average Billed Charges**



County / Hospital	2010		2011		2012		2013		2014	
	Cases	Avg Bill	Cases	Avg Bill	Cases	Avg Bill	Cases	Avg Bill	Cases	Avg Bill
<b>Clark</b>										
Centennial Hills	140	\$2,291	156	\$2,489	127	\$2,433	136	\$2,547	179	\$2,893
Desert Springs	919	\$1,919	1,306	\$1,653	1,280	\$1,569	1,483	\$1,762	1,845	\$1,930
Mountain View	148	\$3,472	153	\$3,645	221	\$4,098	196	\$4,311	304	\$4,496
North Vista	234	\$997	166	\$1,136	275	\$3,414	406	\$1,234	359	\$1,421
Southern Hills	47	\$2,654	80	\$2,564	58	\$2,975	118	\$3,129	185	\$2,728
Spring Valley	1,372	\$1,639	1,629	\$1,665	1,364	\$1,734	1,455	\$1,810	1,997	\$1,841
St. Rose-Rose de Lima	95	\$3,252	107	\$3,550	116	\$3,532	134	\$4,471	155	\$4,694
St. Rose-San Martin	72	\$3,734	70	\$3,683	102	\$3,888	122	\$4,455	167	\$4,780
St. Rose-Siena	127	\$3,425	144	\$3,388	128	\$3,442	157	\$4,211	139	\$5,366
Summerlin	153	\$2,952	202	\$3,035	150	\$2,811	144	\$3,156	231	\$2,854
Sunrise	1,046	\$2,755	1,210	\$2,951	1,099	\$2,898	1,183	\$2,953	2,257	\$3,395
UMC	455	\$940	446	\$940	418	\$887	449	\$1,127	476	\$1,543
Valley	1,308	\$1,533	1,395	\$1,613	1,336	\$1,663	1,397	\$1,743	1,509	\$1,799
<b>Total</b>	<b>6,116</b>	<b>\$1,960</b>	<b>7,064</b>	<b>\$2,009</b>	<b>6,674</b>	<b>\$2,120</b>	<b>7,380</b>	<b>\$2,168</b>	<b>9,803</b>	<b>\$2,466</b>
<b>Washoe</b>										
Carson Tahoe	108	\$943	88	\$1,143	159	\$1,254	139	\$1,620	176	\$1,510
Northern Nevada	70	\$1,141	59	\$957	83	\$1,190	61	\$1,777	111	\$1,695
Renown Regional	433	\$1,382	493	\$1,483	477	\$1,557	463	\$1,649	525	\$1,764
Renown S. Meadows	28	\$1,403	37	\$1,569	37	\$1,586	26	\$1,381	22	\$1,700
Saint Mary's	576	\$1,356	535	\$1,553	304	\$1,424	550	\$1,216	610	\$1,214
Sierra Surgery	0	\$0	0	\$0	0	\$0	0	\$0	0	\$0
<b>Total</b>	<b>1,215</b>	<b>\$1,317</b>	<b>1,212</b>	<b>\$1,466</b>	<b>1,060</b>	<b>\$1,445</b>	<b>1,239</b>	<b>\$1,454</b>	<b>1,444</b>	<b>\$1,494</b>
<b>Rural</b>										
Battle Mountain	15	\$702	15	\$922	23	\$1,019	19	\$889	13	\$451
Boulder City	15	\$1,990	8	\$1,688	4	\$1,870	4	\$1,791	5	\$3,119
Carson Valley	22	\$1,450	16	\$751	10	\$883	31	\$1,489	25	\$1,288
Churchill	44	\$663	30	\$1,303	54	\$997	37	\$814	42	\$1,167
Desert View	25	\$989	21	\$1,154	26	\$1,388	36	\$2,176	43	\$3,126
Grover C. Dils	1	\$643	2	\$752	5	\$655	4	\$659	1	\$156
Humboldt	3	\$1,861	10	\$1,212	17	\$1,429	60	\$1,495	32	\$1,215
Incline Village	0	\$0	0	\$0	0	\$0	9	\$1,152	6	\$1,282
Mesa View	9	\$1,356	11	\$1,219	18	\$2,009	10	\$1,314	24	\$2,126
Mount Grant	2	\$384	5	\$1,161	2	\$632	1	\$1,525	4	\$780
Northeastern	50	\$1,250	60	\$1,307	6	\$1,698	7	\$3,313	11	\$3,692
Nye	8	\$719	15	\$1,024	1	\$4,173	0	\$0	0	\$0
Pershing	0	\$0	0	\$0	4	\$912	6	\$1,163	5	\$3,459
South Lyon	14	\$1,463	13	\$1,013	16	\$1,181	22	\$982	21	\$1,335
William Bee Ririe	8	\$1,473	10	\$2,163	1	\$8,335	12	\$1,635	7	\$1,890
<b>Total</b>	<b>216</b>	<b>\$1,138</b>	<b>216</b>	<b>\$1,223</b>	<b>187</b>	<b>\$1,283</b>	<b>258</b>	<b>\$1,424</b>	<b>239</b>	<b>\$1,829</b>
<b>All Counties</b>	<b>7,547</b>	<b>\$1,833</b>	<b>8,492</b>	<b>\$1,911</b>	<b>7,921</b>	<b>\$2,010</b>	<b>8,877</b>	<b>\$2,047</b>	<b>11,486</b>	<b>\$2,331</b>

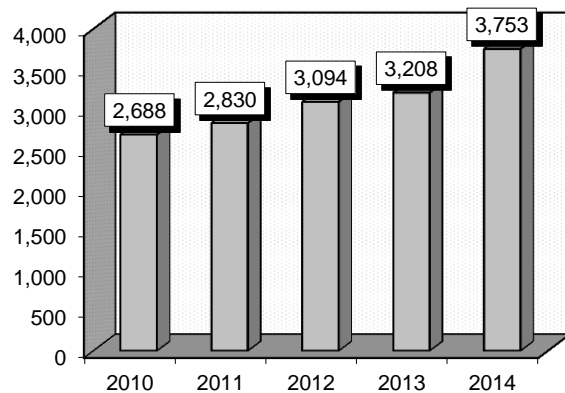
### Allergic Reactions (00850)

**Diagnoses:** that frequently accompanied Allergic Reactions were: 1) Angioneurotic edema, not elsewhere classified (9951), 2) Rash and other nonspecific skin eruption (7821), 3) Urticaria, unspecified (7089), 4) Allergic urticaria (7080), 5) Unspecified pruritic disorder (6989), 6) Other anaphylactic reaction (9950), 7) Anxiety state, unspecified (30000), 8) Unspecified acquired hypothyroidism (2449), 9) Pure hypercholesterolemia (2720), 10) Allergy to seafood (V1504).

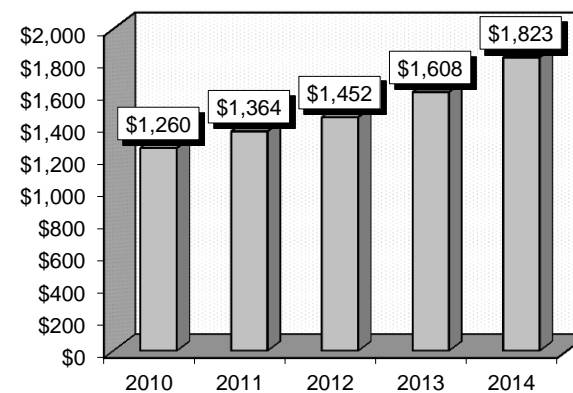
**Definitions:** **Angioedema:** The rapid swelling of the dermis, subcutaneous tissue, mucosa and submucosal tissues. **Urticaria:** An eruption of itching wheals, colloquially called hives, usually of systemic origin; it may be due to a state of hypersensitivity to foods or drugs, foci of infection, physical agents (heat, cold, light, friction), or psychic stimuli. **Pruritic disorder:** A sensation that causes the desire or reflex to scratch. **Anaphylactic shock:** A serious and profound state of shock brought about by hypersensitivity (anaphylaxis) to an allergen such as a drug, foreign protein, or toxin. **Hypothyroidism:** Diminished production of thyroid hormone, leading to clinical manifestations of thyroid insufficiency, including low metabolic rate, tendency to gain weight, somnolence, and sometimes myxedema. **Hypercholesterolemia:** An abnormally high concentration of cholesterol in the blood.

Gender	2010		2011		2012		2013		2014	
	Cases	Avg Bill	Cases	Avg Bill	Cases	Avg Bill	Cases	Avg Bill	Cases	Avg Bill
Male	1,048	\$1,250	1,129	\$1,326	1,213	\$1,421	1,239	\$1,572	1,450	\$1,719
Female	1,640	\$1,267	1,701	\$1,390	1,881	\$1,472	1,969	\$1,631	2,303	\$1,889
Age Group	Cases	Avg Bill	Cases	Avg Bill	Cases	Avg Bill	Cases	Avg Bill	Cases	Avg Bill
0-17	760	\$1,001	838	\$1,053	971	\$1,140	1,001	\$1,291	1,193	\$1,413
18-35	760	\$1,215	797	\$1,307	872	\$1,409	921	\$1,657	1,065	\$1,933
36-49	514	\$1,405	526	\$1,585	542	\$1,596	525	\$1,715	624	\$1,978
50-64	384	\$1,511	393	\$1,584	418	\$1,738	432	\$1,876	543	\$2,109
65+	270	\$1,486	276	\$1,742	291	\$1,944	329	\$1,919	328	\$2,193
<b>Total</b>	<b>2,688</b>	<b>\$1,260</b>	<b>2,830</b>	<b>\$1,364</b>	<b>3,094</b>	<b>\$1,452</b>	<b>3,208</b>	<b>\$1,608</b>	<b>3,753</b>	<b>\$1,823</b>

Patient Discharges



Average Billed Charges





County / Hospital	2010		2011		2012		2013		2014	
	Cases	Avg Bill	Cases	Avg Bill	Cases	Avg Bill	Cases	Avg Bill	Cases	Avg Bill
<b>Clark</b>										
Centennial Hills	214	\$1,621	192	\$1,855	201	\$1,904	234	\$1,971	280	\$2,245
Desert Springs	87	\$1,639	99	\$1,822	116	\$1,781	160	\$2,233	179	\$2,410
Mountain View	42	\$1,376	84	\$1,608	85	\$1,699	81	\$2,099	136	\$2,118
North Vista	128	\$1,189	180	\$982	189	\$966	192	\$1,081	232	\$1,162
Southern Hills	24	\$1,243	27	\$1,540	72	\$1,342	50	\$1,628	52	\$1,759
Spring Valley	225	\$1,694	165	\$1,941	224	\$2,030	216	\$2,152	259	\$2,387
St. Rose-Rose de Lima	143	\$1,442	138	\$1,347	112	\$1,280	118	\$1,532	123	\$2,034
St. Rose-San Martin	83	\$1,278	110	\$1,200	107	\$1,432	129	\$1,267	130	\$1,769
St. Rose-Siena	262	\$1,349	263	\$1,500	318	\$1,600	336	\$1,584	358	\$1,955
Summerlin	115	\$1,672	153	\$1,873	200	\$1,917	219	\$2,039	270	\$2,070
Sunrise	225	\$1,239	238	\$1,436	241	\$1,513	253	\$1,775	367	\$2,068
UMC	241	\$836	271	\$799	314	\$963	235	\$1,141	109	\$1,706
Valley	82	\$1,651	84	\$1,783	81	\$2,056	130	\$2,049	181	\$2,085
<b>Total</b>	<b>1,871</b>	<b>\$1,381</b>	<b>2,004</b>	<b>\$1,456</b>	<b>2,260</b>	<b>\$1,544</b>	<b>2,353</b>	<b>\$1,721</b>	<b>2,676</b>	<b>\$2,014</b>
<b>Washoe</b>										
Carson Tahoe	64	\$810	66	\$1,055	63	\$1,326	53	\$1,493	56	\$1,686
Northern Nevada	58	\$1,035	40	\$1,004	67	\$886	54	\$952	114	\$1,272
Renown Regional	164	\$1,208	190	\$1,408	229	\$1,309	230	\$1,427	288	\$1,388
Renown S. Meadows	59	\$1,363	48	\$1,545	84	\$1,522	86	\$1,500	89	\$1,441
Saint Mary's	201	\$853	215	\$987	170	\$1,113	197	\$1,099	233	\$1,065
Sierra Surgery	0	\$0	0	\$0	0	\$0	0	\$0	0	\$0
<b>Total</b>	<b>546</b>	<b>\$1,029</b>	<b>559</b>	<b>\$1,187</b>	<b>613</b>	<b>\$1,239</b>	<b>620</b>	<b>\$1,297</b>	<b>780</b>	<b>\$1,302</b>
<b>Rural</b>										
Battle Mountain	7	\$606	3	\$796	14	\$1,223	8	\$809	6	\$862
Boulder City	21	\$1,048	10	\$770	24	\$847	36	\$1,859	43	\$1,943
Carson Valley	32	\$1,212	36	\$1,437	8	\$813	20	\$1,049	19	\$1,250
Churchill	16	\$502	25	\$627	23	\$752	26	\$777	60	\$1,267
Desert View	69	\$666	44	\$636	34	\$756	20	\$1,392	21	\$1,838
Grover C. Dils	1	\$761	3	\$745	0	\$0	5	\$703	1	\$1,095
Humboldt	4	\$303	4	\$661	6	\$983	8	\$1,718	17	\$870
Incline Village	0	\$0	0	\$0	0	\$0	22	\$1,035	18	\$1,475
Mesa View	18	\$915	21	\$1,036	34	\$1,026	32	\$1,077	48	\$1,228
Mount Grant	4	\$566	3	\$366	2	\$570	6	\$476	3	\$464
Northeastern	80	\$1,138	86	\$1,429	33	\$2,429	28	\$2,156	26	\$2,594
Nye	3	\$1,172	6	\$711	10	\$1,144	3	\$1,379	0	\$0
Pershing	0	\$0	0	\$0	5	\$806	5	\$571	6	\$1,442
South Lyon	9	\$312	10	\$587	17	\$579	5	\$823	11	\$1,183
William Bee Ririe	7	\$592	16	\$868	11	\$736	11	\$1,400	18	\$1,107
<b>Total</b>	<b>271</b>	<b>\$890</b>	<b>267</b>	<b>\$1,049</b>	<b>221</b>	<b>\$1,097</b>	<b>235</b>	<b>\$1,305</b>	<b>297</b>	<b>\$1,478</b>
<b>All Counties</b>	<b>2,688</b>	<b>\$1,260</b>	<b>2,830</b>	<b>\$1,364</b>	<b>3,094</b>	<b>\$1,452</b>	<b>3,208</b>	<b>\$1,608</b>	<b>3,753</b>	<b>\$1,823</b>

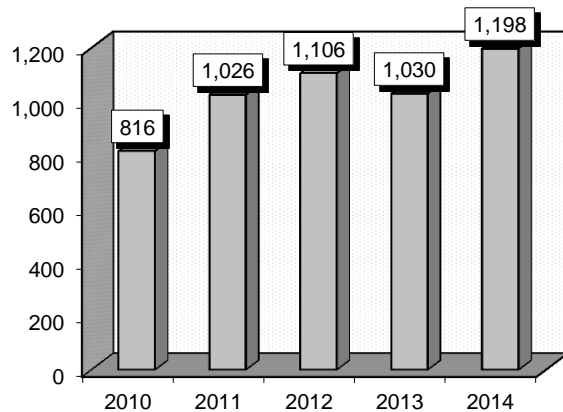
### Level II Breast Procedures (00021)

**Diagnoses:** that frequently accompanied Level II Breast Procedures were: 1) Malignant neoplasm of breast (female), unspecified (1749), 2) Personal history of malignant neoplasm of breast (V103), 3) Tobacco use disorder (3051), 4) Diffuse cystic mastopathy (6101), 5) Benign neoplasm of breast (217), 6) Ptosis of breast (61181), 7) Family history of malignant neoplasm of breast (V163), 8) Fibroadenosis of breast (6102), 9) Fibrosclerosis of breast (6103).

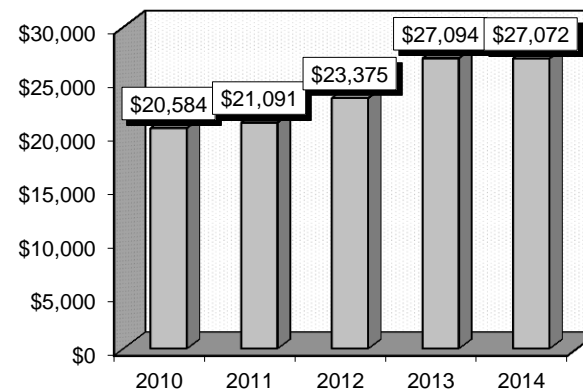
**Definitions: LEVEL:** Type of evidence used in the selection of certain courses of treatment. I - Randomized controlled trials, II - case-control studies, III - opinions of expert panels. **Neoplasm:** An abnormal tissue that grows by cellular proliferation more rapidly than normal and continues to grow after the stimuli that initiated the new growth cease. Neoplasms show partial or complete lack of structural organization and functional coordination with the normal tissue, and usually form a distinct mass of tissue that may be either benign (benign tumor) or malignant (cancer). **Malignant:** Tending to become worse and end in death. **Cystic mastopathy:** Benign breast changes, manifested by swelling, indurated nodules or cysts. **Ptosis of breast:** Drooping or sagging female breasts. **Fibroadenosis:** Lumps composed of fibrous and glandular tissue. **Fibrosclerosis of breast:** Sclerosing lobular adenosis of the breast. **Sclerosing lobular adenosis:** A benign (non-cancerous) condition of the breast in which extra tissue develops within the breast lobules.

Gender	2010		2011		2012		2013		2014	
	Cases	Avg Bill	Cases	Avg Bill	Cases	Avg Bill	Cases	Avg Bill	Cases	Avg Bill
Male	28	\$15,727	33	\$13,647	24	\$16,482	24	\$16,913	26	\$21,521
Female	788	\$20,757	993	\$21,339	1,082	\$23,527	1,006	\$27,337	1,172	\$27,195
Age Group	Cases	Avg Bill	Cases	Avg Bill	Cases	Avg Bill	Cases	Avg Bill	Cases	Avg Bill
0-17	6	\$12,876	1	\$15,551	1	\$10,857	5	\$18,622	1	\$12,182
18-35	38	\$17,186	74	\$16,881	67	\$15,541	64	\$21,616	154	\$13,890
36-49	171	\$21,087	231	\$19,896	225	\$23,312	239	\$26,268	290	\$27,413
50-64	315	\$21,638	378	\$21,929	392	\$23,114	364	\$27,783	376	\$30,339
65+	286	\$19,735	342	\$21,900	421	\$24,927	358	\$28,044	377	\$28,976
<b>Total</b>	<b>816</b>	<b>\$20,584</b>	<b>1,026</b>	<b>\$21,091</b>	<b>1,106</b>	<b>\$23,375</b>	<b>1,030</b>	<b>\$27,094</b>	<b>1,198</b>	<b>\$27,072</b>

Patient Discharges



Average Billed Charges



County / Hospital	2010		2011		2012		2013		2014	
	Cases	Avg Bill	Cases	Avg Bill	Cases	Avg Bill	Cases	Avg Bill	Cases	Avg Bill
<b>Clark</b>										
Centennial Hills	24	\$19,397	34	\$26,986	53	\$33,566	54	\$33,627	52	\$37,277
Desert Springs	21	\$30,004	46	\$34,652	44	\$39,420	40	\$41,805	32	\$45,376
Mountain View	0	\$0	0	\$0	0	\$0	0	\$0	0	\$0
North Vista	0	\$0	0	\$0	0	\$0	0	\$0	0	\$0
Southern Hills	0	\$0	0	\$0	0	\$0	0	\$0	0	\$0
Spring Valley	95	\$25,225	59	\$29,573	71	\$33,037	131	\$34,406	177	\$36,114
St. Rose-Rose de Lima	13	\$21,202	13	\$23,826	15	\$22,437	24	\$24,046	21	\$26,166
St. Rose-San Martin	35	\$18,624	22	\$19,889	43	\$26,914	71	\$31,126	113	\$33,899
St. Rose-Siena	31	\$19,466	38	\$20,226	65	\$23,271	65	\$25,961	64	\$27,916
Summerlin	119	\$24,549	154	\$27,440	155	\$29,033	149	\$33,033	180	\$34,849
Sunrise	0	\$0	0	\$0	0	\$0	0	\$0	0	\$0
UMC	20	\$16,440	14	\$16,354	19	\$13,696	34	\$20,980	7	\$20,563
Valley	121	\$22,112	95	\$24,508	181	\$25,117	210	\$26,165	189	\$27,517
<b>Total</b>	<b>479</b>	<b>\$22,857</b>	<b>475</b>	<b>\$26,432</b>	<b>646</b>	<b>\$28,130</b>	<b>778</b>	<b>\$30,334</b>	<b>835</b>	<b>\$33,014</b>
<b>Washoe</b>										
Carson Tahoe	0	\$0	0	\$0	0	\$0	0	\$0	0	\$0
Northern Nevada	1	\$12,280	0	\$0	9	\$18,853	3	\$23,854	9	\$23,378
Renown Regional	56	\$14,862	85	\$13,362	54	\$13,991	37	\$14,726	26	\$16,282
Renown S. Meadows	35	\$14,559	203	\$10,925	174	\$12,814	132	\$14,154	318	\$12,944
Saint Mary's	143	\$23,918	173	\$26,976	131	\$26,824	68	\$24,532	0	\$0
Sierra Surgery	77	\$10,814	73	\$11,730	79	\$11,131	0	\$0	0	\$0
<b>Total</b>	<b>312</b>	<b>\$17,972</b>	<b>534</b>	<b>\$16,623</b>	<b>447</b>	<b>\$16,886</b>	<b>240</b>	<b>\$17,304</b>	<b>353</b>	<b>\$13,456</b>
<b>Rural</b>										
Battle Mountain	0	\$0	0	\$0	0	\$0	0	\$0	0	\$0
Boulder City	0	\$0	0	\$0	0	\$0	0	\$0	0	\$0
Carson Valley	24	\$9,375	13	\$11,693	6	\$12,534	3	\$20,121	3	\$12,471
Churchill	1	\$15,808	3	\$15,463	7	\$8,113	4	\$12,035	5	\$10,192
Desert View	0	\$0	0	\$0	0	\$0	0	\$0	1	\$15,232
Grover C. Dils	0	\$0	0	\$0	0	\$0	0	\$0	0	\$0
Humboldt	0	\$0	1	\$9,432	0	\$0	3	\$8,049	0	\$0
Incline Village	0	\$0	0	\$0	0	\$0	0	\$0	0	\$0
Mesa View	0	\$0	0	\$0	0	\$0	0	\$0	0	\$0
Mount Grant	0	\$0	0	\$0	0	\$0	0	\$0	0	\$0
Northeastern	0	\$0	0	\$0	0	\$0	2	\$10,914	1	\$12,071
Nye	0	\$0	0	\$0	0	\$0	0	\$0	0	\$0
Pershing	0	\$0	0	\$0	0	\$0	0	\$0	0	\$0
South Lyon	0	\$0	0	\$0	0	\$0	0	\$0	0	\$0
William Bee Ririe	0	\$0	0	\$0	0	\$0	0	\$0	0	\$0
<b>Total</b>	<b>25</b>	<b>\$9,632</b>	<b>17</b>	<b>\$12,226</b>	<b>13</b>	<b>\$10,154</b>	<b>12</b>	<b>\$12,873</b>	<b>10</b>	<b>\$11,568</b>
<b>All Counties</b>	<b>816</b>	<b>\$20,584</b>	<b>1,026</b>	<b>\$21,091</b>	<b>1,106</b>	<b>\$23,375</b>	<b>1,030</b>	<b>\$27,094</b>	<b>1,198</b>	<b>\$27,072</b>

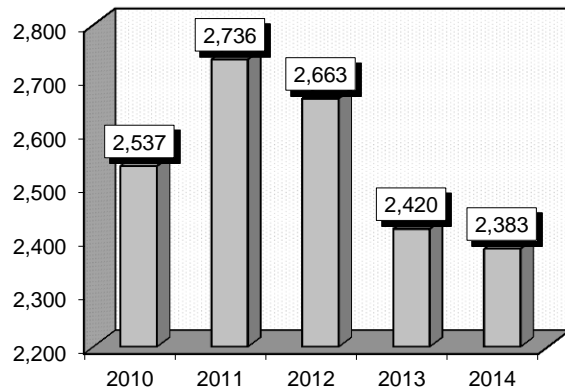
### Level I Arthroscopy (00037)

**Diagnoses:** that frequently accompanied Level I Arthroscopy were: 1) Chondromalacia of patella (7177), 2) Tear of medial cartilage or meniscus of knee, current (8360), 3) Synovitis and tenosynovitis, unspecified (72700), 4) Chondromalacia (73392), 5) Carpal tunnel syndrome (3540), 6) Osteoarthritis, localized, not specified whether primary or secondary, lower leg (71536), 7) Derangement of lateral meniscus, unspecified (71740), 8) Disorders of bursae and tendons in shoulder region, unspecified (72610).

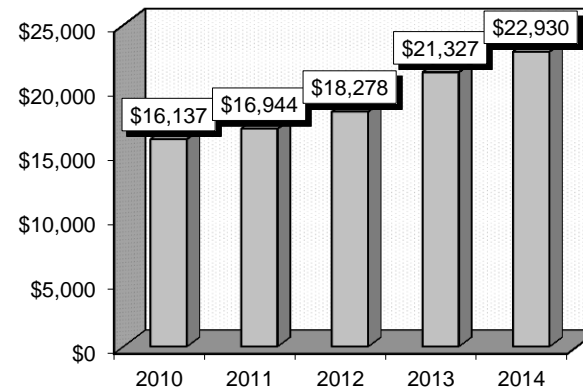
**Definitions: Arthroscopy:** A surgical technique in which a tube-like instrument is inserted into a joint to inspect, diagnose, and repair tissues. **Synovitis:** Inflammation of a synovial membrane, especially that of a joint; in general, when unqualified, the same as arthritis. **Tenosynovitis:** Inflammation of a tendon and its enveloping sheath. **Chondromalacia:** Abnormal softening or degeneration of cartilage of the joints, especially of the knee. **Patella:** A flat triangular bone located in the combined tendon of the extensors of the leg and covering the front surface of the knee joint. Also called kneecap. **Meniscus:** A disk of cartilage that acts as a cushion between the ends of bones in a joint. **Osteoarthritis:** A condition of chronic arthritis, usually mechanical, without inflammation.

Gender	2010		2011		2012		2013		2014	
	Cases	Avg Bill	Cases	Avg Bill	Cases	Avg Bill	Cases	Avg Bill	Cases	Avg Bill
Male	1,210	\$15,708	1,324	\$16,556	1,265	\$18,110	1,131	\$20,802	1,103	\$23,173
Female	1,327	\$16,528	1,412	\$17,307	1,398	\$18,430	1,289	\$21,787	1,280	\$22,719
Age Group	Cases	Avg Bill	Cases	Avg Bill	Cases	Avg Bill	Cases	Avg Bill	Cases	Avg Bill
0-17	85	\$17,275	82	\$17,218	58	\$19,749	66	\$20,747	81	\$23,958
18-35	354	\$16,401	352	\$17,773	306	\$18,852	297	\$21,882	280	\$23,824
36-49	665	\$16,445	681	\$17,555	655	\$18,405	564	\$22,047	546	\$23,406
50-64	916	\$15,918	1,021	\$16,573	1,049	\$18,067	909	\$21,426	935	\$22,847
65+	517	\$15,761	600	\$16,357	595	\$18,072	584	\$20,259	541	\$21,974
<b>Total</b>	<b>2,537</b>	<b>\$16,137</b>	<b>2,736</b>	<b>\$16,944</b>	<b>2,663</b>	<b>\$18,278</b>	<b>2,420</b>	<b>\$21,327</b>	<b>2,383</b>	<b>\$22,930</b>

Patient Discharges



Average Billed Charges



County / Hospital	2010		2011		2012		2013		2014	
	Cases	Avg Bill	Cases	Avg Bill	Cases	Avg Bill	Cases	Avg Bill	Cases	Avg Bill
<b>Clark</b>										
Centennial Hills	181	\$18,521	179	\$20,370	242	\$23,203	238	\$27,997	252	\$29,640
Desert Springs	160	\$23,326	187	\$26,030	218	\$30,874	145	\$38,457	137	\$39,352
Mountain View	0	\$0	0	\$0	0	\$0	0	\$0	0	\$0
North Vista	0	\$0	0	\$0	0	\$0	0	\$0	0	\$0
Southern Hills	0	\$0	0	\$0	0	\$0	0	\$0	0	\$0
Spring Valley	132	\$19,451	231	\$21,986	229	\$22,947	149	\$26,524	150	\$28,788
St. Rose-Rose de Lima	194	\$24,435	196	\$23,511	134	\$27,265	145	\$29,854	150	\$32,119
St. Rose-San Martin	117	\$16,131	128	\$13,531	129	\$17,322	102	\$20,283	106	\$23,974
St. Rose-Siena	263	\$20,898	382	\$19,131	411	\$20,462	459	\$22,829	301	\$24,536
Summerlin	63	\$19,121	86	\$20,901	50	\$24,810	50	\$26,962	72	\$29,163
Sunrise	0	\$0	0	\$0	0	\$0	0	\$0	0	\$0
UMC	15	\$11,686	13	\$11,351	11	\$11,964	55	\$14,613	16	\$12,935
Valley	197	\$22,009	149	\$24,892	113	\$25,702	160	\$27,486	264	\$29,163
<b>Total</b>	<b>1,322</b>	<b>\$20,796</b>	<b>1,551</b>	<b>\$21,209</b>	<b>1,537</b>	<b>\$23,536</b>	<b>1,503</b>	<b>\$26,359</b>	<b>1,448</b>	<b>\$28,956</b>
<b>Washoe</b>										
Carson Tahoe	0	\$0	0	\$0	1	\$34,230	0	\$0	1	\$10,619
Northern Nevada	292	\$16,219	227	\$16,800	146	\$16,667	156	\$19,222	132	\$19,936
Renown Regional	181	\$8,341	186	\$7,646	174	\$7,893	174	\$9,469	137	\$11,002
Renown S. Meadows	233	\$8,982	329	\$8,760	237	\$8,960	180	\$9,496	244	\$10,497
Saint Mary's	55	\$18,990	57	\$19,534	55	\$18,176	43	\$18,640	0	\$0
Sierra Surgery	179	\$8,409	92	\$8,887	195	\$8,923	0	\$0	0	\$0
<b>Total</b>	<b>940</b>	<b>\$11,583</b>	<b>891</b>	<b>\$11,278</b>	<b>808</b>	<b>\$10,772</b>	<b>553</b>	<b>\$12,942</b>	<b>514</b>	<b>\$13,056</b>
<b>Rural</b>										
Battle Mountain	0	\$0	0	\$0	0	\$0	0	\$0	0	\$0
Boulder City	0	\$0	0	\$0	0	\$0	0	\$0	0	\$0
Carson Valley	196	\$8,276	160	\$11,130	130	\$12,824	116	\$11,683	223	\$11,982
Churchill	4	\$10,845	21	\$13,886	41	\$12,693	102	\$13,675	74	\$14,361
Desert View	9	\$7,378	5	\$7,853	29	\$9,239	59	\$11,488	49	\$17,507
Grover C. Dils	0	\$0	0	\$0	0	\$0	0	\$0	0	\$0
Humboldt	12	\$7,990	14	\$11,516	15	\$8,850	12	\$10,167	9	\$11,161
Incline Village	40	\$14,230	45	\$12,658	39	\$10,851	50	\$19,450	51	\$20,862
Mesa View	0	\$0	0	\$0	0	\$0	0	\$0	0	\$0
Mount Grant	0	\$0	0	\$0	0	\$0	0	\$0	0	\$0
Northeastern	14	\$11,631	49	\$11,665	64	\$12,264	25	\$12,546	11	\$13,874
Nye	0	\$0	0	\$0	0	\$0	0	\$0	0	\$0
Pershing	0	\$0	0	\$0	0	\$0	0	\$0	0	\$0
South Lyon	0	\$0	0	\$0	0	\$0	0	\$0	0	\$0
William Bee Ririe	0	\$0	0	\$0	0	\$0	0	\$0	4	\$23,059
<b>Total</b>	<b>275</b>	<b>\$9,308</b>	<b>294</b>	<b>\$11,613</b>	<b>318</b>	<b>\$11,938</b>	<b>364</b>	<b>\$13,286</b>	<b>421</b>	<b>\$14,256</b>
<b>All Counties</b>	<b>2,537</b>	<b>\$16,137</b>	<b>2,736</b>	<b>\$16,944</b>	<b>2,663</b>	<b>\$18,278</b>	<b>2,420</b>	<b>\$21,327</b>	<b>2,383</b>	<b>\$22,930</b>

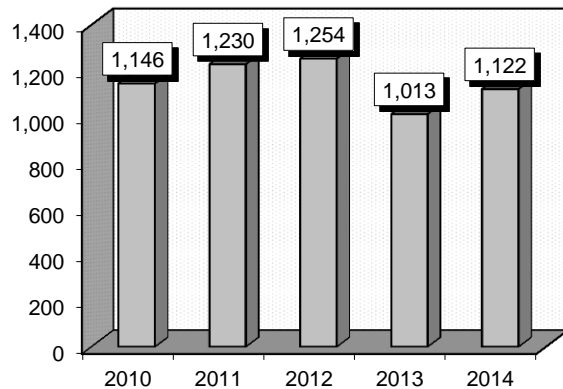
### Level II Arthroscopy (00038)

**Diagnoses:** that frequently accompanied Level II Arthroscopy were: 1) Disorders of bursae and tendons in shoulder region, unspecified (72610), 2) Superior glenoid labrum lesion (8407), 3) Rotator cuff (capsule) sprain (8404), 4) Sprain of cruciate ligament of knee (8442), 5) Synovitis and tenosynovitis, unspecified (72700), 6) Complete rupture of rotator cuff (72761), 7) Tear of medial cartilage or meniscus of knee, current (8360), 8) Tear of lateral cartilage or meniscus of knee, current (8361), 9) Chondromalacia (73392).

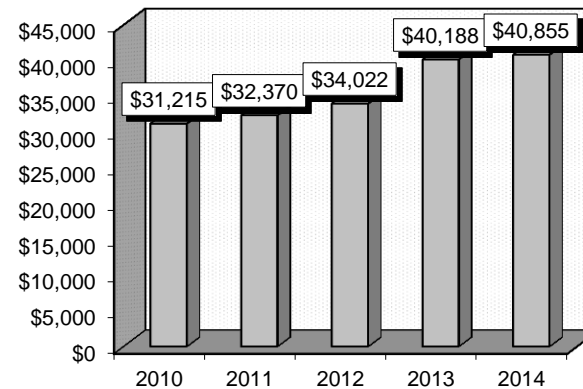
**Definitions:** **Arthroscopy:** A surgical technique in which a tube-like instrument is inserted into a joint to inspect, diagnose, and repair tissues. **Bursae:** A small fluid-filled sac or saclike cavity situated in places in tissues where friction would otherwise occur. **Glenoid labrum:** A ring of fibrocartilage that runs around the cavity of the scapula (wingbone) in which the head of the humerus (the bone in the upper arm) fits. **Synovitis:** Inflammation of a synovial membrane, especially that of a joint; in general, when unqualified, the same as arthritis. **Tenosynovitis:** Inflammation of a tendon and its enveloping sheath. **Chondromalacia:** Abnormal softening or degeneration of cartilage of the joints, especially of the knee.

Gender	2010		2011		2012		2013		2014	
	Cases	Avg Bill	Cases	Avg Bill	Cases	Avg Bill	Cases	Avg Bill	Cases	Avg Bill
Male	657	\$31,385	682	\$32,325	676	\$33,960	589	\$39,741	630	\$41,052
Female	489	\$30,987	548	\$32,425	578	\$34,095	424	\$40,809	492	\$40,604
Age Group	Cases	Avg Bill	Cases	Avg Bill	Cases	Avg Bill	Cases	Avg Bill	Cases	Avg Bill
0-17	49	\$31,126	67	\$33,209	75	\$34,882	66	\$39,906	65	\$43,978
18-35	234	\$29,340	243	\$31,918	244	\$33,724	203	\$38,916	252	\$41,438
36-49	244	\$33,159	286	\$31,028	295	\$32,442	222	\$40,419	257	\$42,557
50-64	344	\$31,319	330	\$31,059	361	\$33,368	321	\$40,484	319	\$38,037
65+	275	\$30,971	304	\$35,231	279	\$36,571	201	\$40,838	229	\$41,342
<b>Total</b>	<b>1,146</b>	<b>\$31,215</b>	<b>1,230</b>	<b>\$32,370</b>	<b>1,254</b>	<b>\$34,022</b>	<b>1,013</b>	<b>\$40,188</b>	<b>1,122</b>	<b>\$40,855</b>

Patient Discharges



Average Billed Charges



County / Hospital	2010		2011		2012		2013		2014	
	Cases	Avg Bill	Cases	Avg Bill	Cases	Avg Bill	Cases	Avg Bill	Cases	Avg Bill
<b>Clark</b>										
Centennial Hills	136	\$29,650	93	\$34,572	113	\$35,254	74	\$44,217	99	\$47,974
Desert Springs	65	\$35,605	86	\$39,348	106	\$41,710	67	\$48,109	50	\$55,692
Mountain View	0	\$0	0	\$0	0	\$0	0	\$0	0	\$0
North Vista	0	\$0	0	\$0	0	\$0	0	\$0	0	\$0
Southern Hills	0	\$0	0	\$0	0	\$0	0	\$0	0	\$0
Spring Valley	38	\$28,537	92	\$34,181	74	\$36,154	31	\$40,513	50	\$42,319
St. Rose-Rose de Lima	104	\$50,618	81	\$48,156	64	\$50,086	54	\$55,477	66	\$59,733
St. Rose-San Martin	44	\$40,927	40	\$37,125	49	\$38,914	58	\$45,793	35	\$51,501
St. Rose-Siena	221	\$39,334	263	\$40,338	243	\$44,946	257	\$48,258	198	\$52,448
Summerlin	32	\$31,934	34	\$35,790	31	\$38,856	28	\$46,619	61	\$49,493
Sunrise	0	\$0	0	\$0	0	\$0	0	\$0	0	\$0
UMC	5	\$18,031	0	\$0	1	\$24,517	14	\$31,896	2	\$37,586
Valley	42	\$39,165	29	\$45,636	34	\$45,138	55	\$48,059	89	\$46,537
<b>Total</b>	<b>687</b>	<b>\$37,767</b>	<b>718</b>	<b>\$39,385</b>	<b>715</b>	<b>\$41,788</b>	<b>638</b>	<b>\$47,336</b>	<b>650</b>	<b>\$50,793</b>
<b>Washoe</b>										
Carson Tahoe	0	\$0	0	\$0	0	\$0	0	\$0	0	\$0
Northern Nevada	82	\$28,546	95	\$31,796	99	\$29,219	70	\$36,821	75	\$36,917
Renown Regional	64	\$20,290	57	\$18,966	59	\$23,117	42	\$24,972	27	\$24,644
Renown S. Meadows	133	\$17,569	202	\$15,531	190	\$18,039	136	\$22,725	210	\$23,395
Saint Mary's	12	\$40,148	12	\$35,611	14	\$33,919	17	\$33,752	0	\$0
Sierra Surgery	55	\$19,373	34	\$23,479	70	\$23,146	0	\$0	0	\$0
<b>Total</b>	<b>346</b>	<b>\$21,744</b>	<b>400</b>	<b>\$21,161</b>	<b>432</b>	<b>\$22,637</b>	<b>265</b>	<b>\$27,512</b>	<b>312</b>	<b>\$26,753</b>
<b>Rural</b>										
Battle Mountain	0	\$0	0	\$0	0	\$0	0	\$0	0	\$0
Boulder City	0	\$0	0	\$0	0	\$0	0	\$0	0	\$0
Carson Valley	77	\$20,410	61	\$29,535	51	\$30,048	74	\$30,239	132	\$27,232
Churchill	4	\$20,405	6	\$29,788	2	\$31,462	14	\$29,271	15	\$32,603
Desert View	5	\$10,548	1	\$8,741	6	\$19,695	5	\$20,080	0	\$0
Grover C. Dils	0	\$0	0	\$0	0	\$0	0	\$0	0	\$0
Humboldt	2	\$19,690	6	\$24,484	2	\$28,797	2	\$23,920	1	\$24,138
Incline Village	20	\$23,062	32	\$25,128	30	\$27,852	8	\$28,037	5	\$28,107
Mesa View	0	\$0	0	\$0	0	\$0	0	\$0	0	\$0
Mount Grant	0	\$0	0	\$0	0	\$0	0	\$0	0	\$0
Northeastern	5	\$19,302	6	\$21,972	16	\$25,000	7	\$28,472	5	\$26,241
Nye	0	\$0	0	\$0	0	\$0	0	\$0	0	\$0
Pershing	0	\$0	0	\$0	0	\$0	0	\$0	0	\$0
South Lyon	0	\$0	0	\$0	0	\$0	0	\$0	0	\$0
William Bee Ririe	0	\$0	0	\$0	0	\$0	0	\$0	2	\$48,626
<b>Total</b>	<b>113</b>	<b>\$20,381</b>	<b>112</b>	<b>\$27,428</b>	<b>107</b>	<b>\$28,100</b>	<b>110</b>	<b>\$29,266</b>	<b>160</b>	<b>\$27,980</b>
<b>All Counties</b>	<b>1,146</b>	<b>\$31,215</b>	<b>1,230</b>	<b>\$32,370</b>	<b>1,254</b>	<b>\$34,022</b>	<b>1,013</b>	<b>\$40,188</b>	<b>1,122</b>	<b>\$40,855</b>

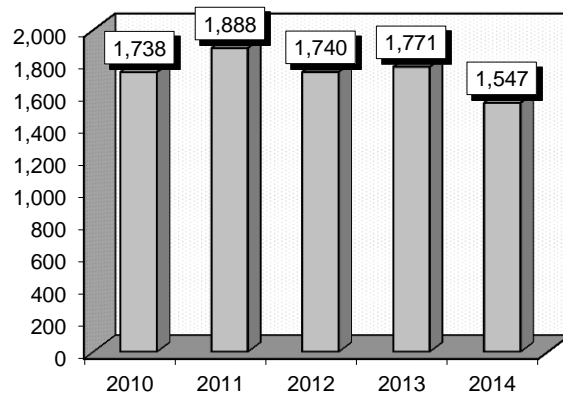
### Needle And Catheter Biopsy, Aspiration, Lavage And Intubation (00061)

**Diagnoses:** that frequently accompanied Needle And Catheter Biopsy, Aspiration, Lavage And Intubation were: 1) Other ascites (78959), 2) Cirrhosis of liver without mention of alcohol (5715), 3) Malignant neoplasm of upper lobe, bronchus or lung (1623), 4) Tobacco use disorder (3051), 5) Swelling, mass, or lump in chest (7866), 6) Benign neoplasm of breast (217), 7) Malignant neoplasm of bronchus and lung, unspecified (1629), 8) Iatrogenic pneumothorax (5121), 9) Lump or mass in breast (61172).

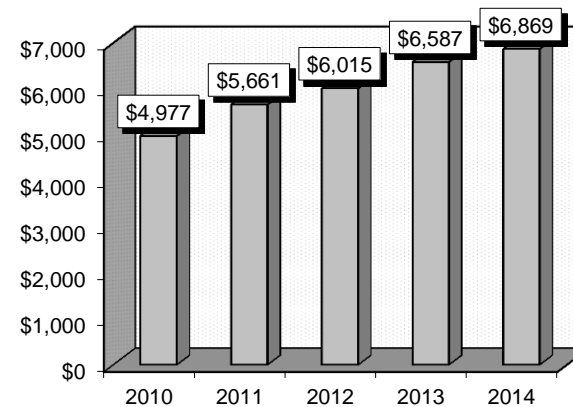
**Definitions:** **Biopsy:** An examination of tissue removed from a living body to discover the presence, cause, or extent of a disease. **Aspiration:** Removal by suction, as the removal of fluid or gas from a body cavity or the procurement of biopsy specimens. **Ascites:** The accumulation of fluid in the peritoneal cavity, causing abdominal swelling. **Cirrhosis:** A chronic degenerative disease in which normal liver cells are damaged and are then replaced by scar tissue. **Neoplasm:** An abnormal tissue that grows by cellular proliferation more rapidly than normal and continues to grow after the stimuli that initiated the new growth cease. Neoplasms show partial or complete lack of structural organization and functional coordination with the normal tissue, and usually form a distinct mass of tissue that may be either benign (benign tumor) or malignant (cancer). **Iatrogenic pneumothorax:** Pneumothorax caused by a medical procedure, most often central venous catheter insertion, thoracentesis, or transbronchial and transthoracic lung biopsy. **Pneumothorax:** The presence of air or gas in the cavity between the lungs and the chest wall, causing collapse of the lung.

Gender	2010		2011		2012		2013		2014	
	Cases	Avg Bill	Cases	Avg Bill	Cases	Avg Bill	Cases	Avg Bill	Cases	Avg Bill
Male	789	\$5,032	845	\$5,697	783	\$6,154	869	\$6,314	873	\$6,416
Female	949	\$4,931	1,043	\$5,632	957	\$5,901	902	\$6,850	674	\$7,455
Age Group	Cases	Avg Bill	Cases	Avg Bill	Cases	Avg Bill	Cases	Avg Bill	Cases	Avg Bill
0-17	6	\$7,703	11	\$7,376	8	\$14,172	8	\$13,074	11	\$13,562
18-35	80	\$4,798	92	\$5,776	75	\$5,004	55	\$4,815	29	\$9,662
36-49	248	\$4,472	270	\$5,362	194	\$5,206	276	\$6,031	103	\$6,363
50-64	608	\$4,698	689	\$5,157	632	\$5,418	569	\$5,419	546	\$5,125
65+	796	\$5,344	826	\$6,144	831	\$6,670	863	\$7,587	858	\$7,859
<b>Total</b>	<b>1,738</b>	<b>\$4,977</b>	<b>1,888</b>	<b>\$5,661</b>	<b>1,740</b>	<b>\$6,015</b>	<b>1,771</b>	<b>\$6,587</b>	<b>1,547</b>	<b>\$6,869</b>

Patient Discharges



Average Billed Charges





County / Hospital	2010		2011		2012		2013		2014	
	Cases	Avg Bill	Cases	Avg Bill	Cases	Avg Bill	Cases	Avg Bill	Cases	Avg Bill
<b>Clark</b>										
Centennial Hills	42	\$5,736	45	\$5,941	53	\$8,850	80	\$7,718	62	\$9,339
Desert Springs	125	\$7,550	133	\$8,763	169	\$9,936	159	\$9,545	133	\$9,683
Mountain View	0	\$0	0	\$0	0	\$0	0	\$0	0	\$0
North Vista	42	\$5,728	11	\$7,742	49	\$4,900	34	\$3,669	35	\$2,972
Southern Hills	0	\$0	0	\$0	0	\$0	0	\$0	0	\$0
Spring Valley	49	\$6,668	74	\$7,605	41	\$9,006	83	\$9,358	150	\$9,366
St. Rose-Rose de Lima	83	\$4,212	62	\$5,341	47	\$7,204	100	\$8,210	146	\$5,982
St. Rose-San Martin	110	\$3,935	132	\$5,785	75	\$5,152	61	\$7,202	35	\$6,745
St. Rose-Siena	79	\$5,163	121	\$7,272	117	\$7,033	130	\$9,503	94	\$8,698
Summerlin	129	\$7,360	160	\$6,825	163	\$8,671	224	\$7,984	139	\$10,422
Sunrise	0	\$0	0	\$0	0	\$0	0	\$0	0	\$0
UMC	31	\$5,282	37	\$6,200	35	\$4,590	46	\$5,258	15	\$6,494
Valley	56	\$6,916	57	\$7,682	35	\$10,862	51	\$8,013	62	\$8,466
<b>Total</b>	<b>746</b>	<b>\$5,956</b>	<b>832</b>	<b>\$6,989</b>	<b>784</b>	<b>\$7,984</b>	<b>968</b>	<b>\$8,235</b>	<b>871</b>	<b>\$8,466</b>
<b>Washoe</b>										
Carson Tahoe	116	\$4,121	209	\$4,322	195	\$3,943	262	\$4,142	240	\$4,825
Northern Nevada	41	\$3,162	23	\$3,491	27	\$3,674	21	\$3,649	19	\$6,784
Renown Regional	16	\$8,173	13	\$7,043	6	\$8,886	5	\$7,800	6	\$9,430
Renown S. Meadows	0	\$0	2	\$8,504	1	\$10,843	2	\$5,979	1	\$9,089
Saint Mary's	588	\$4,343	595	\$4,974	535	\$4,776	412	\$4,953	335	\$4,785
Sierra Surgery	111	\$3,128	96	\$3,423	96	\$3,244	7	\$5,345	18	\$3,389
<b>Total</b>	<b>872</b>	<b>\$4,173</b>	<b>938</b>	<b>\$4,670</b>	<b>860</b>	<b>\$4,417</b>	<b>709</b>	<b>\$4,642</b>	<b>619</b>	<b>\$4,873</b>
<b>Rural</b>										
Battle Mountain	0	\$0	0	\$0	0	\$0	0	\$0	0	\$0
Boulder City	0	\$0	0	\$0	0	\$0	0	\$0	0	\$0
Carson Valley	77	\$6,151	92	\$4,418	74	\$4,790	45	\$5,632	13	\$6,579
Churchill	1	\$2,725	8	\$4,329	0	\$0	0	\$0	8	\$4,271
Desert View	2	\$3,084	0	\$0	0	\$0	1	\$20,064	0	\$0
Grover C. Dils	0	\$0	0	\$0	0	\$0	0	\$0	0	\$0
Humboldt	0	\$0	1	\$2,817	5	\$4,068	6	\$4,871	5	\$5,062
Incline Village	0	\$0	0	\$0	0	\$0	0	\$0	0	\$0
Mesa View	0	\$0	0	\$0	0	\$0	0	\$0	0	\$0
Mount Grant	1	\$1,501	3	\$1,761	3	\$1,282	4	\$1,828	4	\$1,461
Northeastern	39	\$2,137	12	\$3,423	9	\$2,438	15	\$3,435	25	\$3,334
Nye	0	\$0	0	\$0	2	\$1,585	0	\$0	0	\$0
Pershing	0	\$0	0	\$0	0	\$0	0	\$0	0	\$0
South Lyon	0	\$0	0	\$0	0	\$0	0	\$0	0	\$0
William Bee Ririe	0	\$0	2	\$1,583	3	\$1,326	23	\$1,819	2	\$863
<b>Total</b>	<b>120</b>	<b>\$4,728</b>	<b>118</b>	<b>\$4,181</b>	<b>96</b>	<b>\$4,247</b>	<b>94</b>	<b>\$4,291</b>	<b>57</b>	<b>\$4,139</b>
<b>All Counties</b>	<b>1,738</b>	<b>\$4,977</b>	<b>1,888</b>	<b>\$5,661</b>	<b>1,740</b>	<b>\$6,015</b>	<b>1,771</b>	<b>\$6,587</b>	<b>1,547</b>	<b>\$6,869</b>

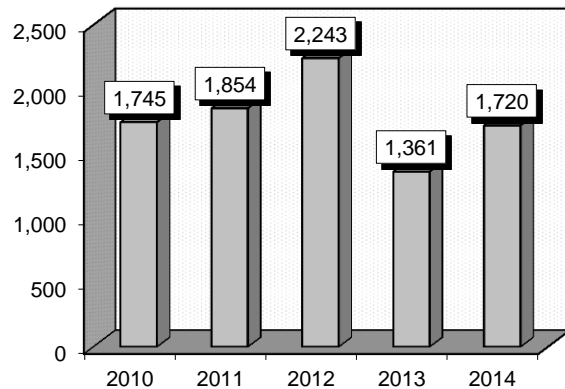
### Diagnostic Upper GI Endoscopy Or Intubation (00134)

**Diagnoses:** that frequently accompanied Diagnostic Upper GI Endoscopy Or Intubation were: 1) Esophageal reflux (53081), 2) Internal hemorrhoids without mention of complication (4550), 3) Diverticulosis of colon (without mention of hemorrhage) (56210), 4) Atrophic gastritis, without mention of hemorrhage (53510), 5) Dyspepsia and other specified disorders of function of stomach (5368), 6) Dysphagia, unspecified (78720), 7) Esophagitis, unspecified (53010), 8) Helicobacter pylori [H. pylori] (04186), 9) Duodenitis, without mention of hemorrhage (53560), 10) Benign neoplasm of stomach (2111).

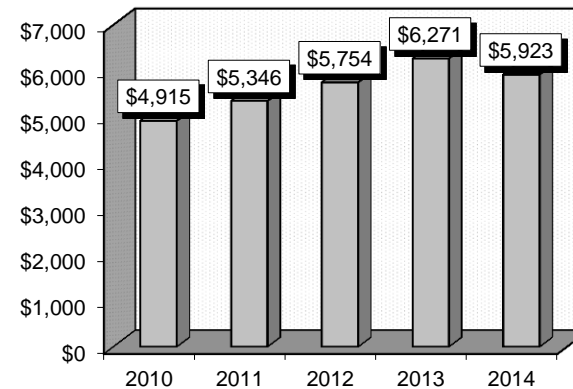
**Definitions: Endoscopy:** Visual examination of interior structures of the body with an endoscope. **Intubation:** Insertion of a tubular device into a canal, hollow organ, or cavity. **Diverticulosis:** The presence of diverticula in the absence of inflammation. **Diverticula:** Abnormal pouch or sac opening from a hollow organ (as the colon or bladder). **Dyspepsia:** (AKA indigestion) A condition characterized by upper abdominal symptoms that may include pain or discomfort, bloating, feeling of fullness with very little intake of food, feeling of unusual fullness following meals, nausea, loss of appetite, heartburn, regurgitation of food or acid, and belching. **Dysphagia:** Difficulty in swallowing. **Esophagitis:** Inflammation of the esophagus. **Duodenitis:** Inflammation occurring in the duodenum, the beginning of the small intestine. **Duodenum:** First part of the small intestine.

Gender	2010		2011		2012		2013		2014	
	Cases	Avg Bill	Cases	Avg Bill	Cases	Avg Bill	Cases	Avg Bill	Cases	Avg Bill
Male	777	\$4,905	857	\$5,346	939	\$5,582	583	\$6,751	710	\$6,100
Female	968	\$4,923	997	\$5,346	1,304	\$5,878	778	\$5,912	1,010	\$5,799
Age Group	Cases	Avg Bill	Cases	Avg Bill	Cases	Avg Bill	Cases	Avg Bill	Cases	Avg Bill
0-17	115	\$6,243	99	\$6,470	91	\$6,581	74	\$6,575	110	\$6,840
18-35	171	\$5,194	190	\$5,145	206	\$5,659	136	\$5,078	136	\$5,847
36-49	369	\$5,009	376	\$5,400	399	\$5,663	246	\$5,893	282	\$5,736
50-64	601	\$4,994	693	\$5,534	855	\$5,921	472	\$6,176	656	\$5,899
65+	489	\$4,337	496	\$4,896	692	\$5,520	433	\$6,913	536	\$5,883
<b>Total</b>	<b>1,745</b>	<b>\$4,915</b>	<b>1,854</b>	<b>\$5,346</b>	<b>2,243</b>	<b>\$5,754</b>	<b>1,361</b>	<b>\$6,271</b>	<b>1,720</b>	<b>\$5,923</b>

Patient Discharges



Average Billed Charges



County / Hospital	2010		2011		2012		2013		2014	
	Cases	Avg Bill	Cases	Avg Bill	Cases	Avg Bill	Cases	Avg Bill	Cases	Avg Bill
<b>Clark</b>										
Centennial Hills	3	\$4,037	6	\$6,097	5	\$11,063	1	\$7,314	4	\$15,309
Desert Springs	16	\$14,055	19	\$8,892	8	\$11,861	12	\$19,675	7	\$14,359
Mountain View	0	\$0	0	\$0	0	\$0	0	\$0	0	\$0
North Vista	0	\$0	0	\$0	0	\$0	0	\$0	0	\$0
Southern Hills	0	\$0	0	\$0	0	\$0	0	\$0	0	\$0
Spring Valley	4	\$11,537	2	\$17,254	7	\$11,723	6	\$9,324	6	\$11,463
St. Rose-Rose de Lima	4	\$6,905	8	\$4,444	45	\$8,834	35	\$8,017	8	\$1,782
St. Rose-San Martin	7	\$6,571	6	\$8,772	9	\$6,812	5	\$11,870	16	\$8,834
St. Rose-Siena	8	\$6,761	17	\$6,904	16	\$7,995	11	\$9,397	36	\$4,791
Summerlin	9	\$10,061	8	\$9,981	5	\$15,432	13	\$11,766	10	\$10,548
Sunrise	0	\$0	0	\$0	0	\$0	0	\$0	0	\$0
UMC	1,273	\$5,116	1,411	\$5,615	1,585	\$5,907	761	\$6,591	1,027	\$5,829
Valley	7	\$870	1	\$132	4	\$3,659	5	\$6,936	1	\$6,955
<b>Total</b>	<b>1,331</b>	<b>\$5,275</b>	<b>1,478</b>	<b>\$5,716</b>	<b>1,684</b>	<b>\$6,101</b>	<b>849</b>	<b>\$7,003</b>	<b>1,115</b>	<b>\$5,971</b>
<b>Washoe</b>										
Carson Tahoe	3	\$7,670	3	\$8,689	3	\$8,266	2	\$5,833	3	\$6,320
Northern Nevada	4	\$10,718	4	\$8,139	89	\$8,856	89	\$9,752	130	\$10,526
Renown Regional	74	\$5,468	64	\$5,325	64	\$5,865	65	\$5,809	68	\$6,754
Renown S. Meadows	2	\$4,140	7	\$6,227	2	\$4,586	2	\$7,927	2	\$9,073
Saint Mary's	16	\$11,875	8	\$13,396	10	\$11,985	6	\$13,358	3	\$4,356
Sierra Surgery	0	\$0	1	\$7,139	0	\$0	0	\$0	0	\$0
<b>Total</b>	<b>99</b>	<b>\$6,755</b>	<b>87</b>	<b>\$6,406</b>	<b>168</b>	<b>\$7,841</b>	<b>164</b>	<b>\$8,251</b>	<b>206</b>	<b>\$9,116</b>
<b>Rural</b>										
Battle Mountain	0	\$0	0	\$0	0	\$0	0	\$0	0	\$0
Boulder City	0	\$0	0	\$0	0	\$0	0	\$0	0	\$0
Carson Valley	95	\$3,507	69	\$3,918	55	\$4,232	48	\$5,194	45	\$4,960
Churchill	26	\$3,038	24	\$4,142	165	\$3,924	160	\$3,603	194	\$3,919
Desert View	45	\$4,407	45	\$4,887	19	\$4,899	9	\$10,499	14	\$15,589
Grover C. Dils	0	\$0	0	\$0	0	\$0	0	\$0	0	\$0
Humboldt	36	\$2,284	80	\$2,271	67	\$2,342	72	\$2,399	76	\$3,484
Incline Village	0	\$0	0	\$0	0	\$0	0	\$0	0	\$0
Mesa View	0	\$0	0	\$0	0	\$0	0	\$0	0	\$0
Mount Grant	5	\$1,870	1	\$3,596	0	\$0	0	\$0	8	\$2,665
Northeastern	108	\$1,712	70	\$1,879	85	\$2,176	59	\$2,422	61	\$2,573
Nye	0	\$0	0	\$0	0	\$0	0	\$0	0	\$0
Pershing	0	\$0	0	\$0	0	\$0	0	\$0	0	\$0
South Lyon	0	\$0	0	\$0	0	\$0	0	\$0	0	\$0
William Bee Ririe	0	\$0	0	\$0	0	\$0	0	\$0	1	\$8,063
<b>Total</b>	<b>315</b>	<b>\$2,816</b>	<b>289</b>	<b>\$3,136</b>	<b>391</b>	<b>\$3,364</b>	<b>348</b>	<b>\$3,552</b>	<b>399</b>	<b>\$4,142</b>
<b>All Counties</b>	<b>1,745</b>	<b>\$4,915</b>	<b>1,854</b>	<b>\$5,346</b>	<b>2,243</b>	<b>\$5,754</b>	<b>1,361</b>	<b>\$6,271</b>	<b>1,720</b>	<b>\$5,923</b>

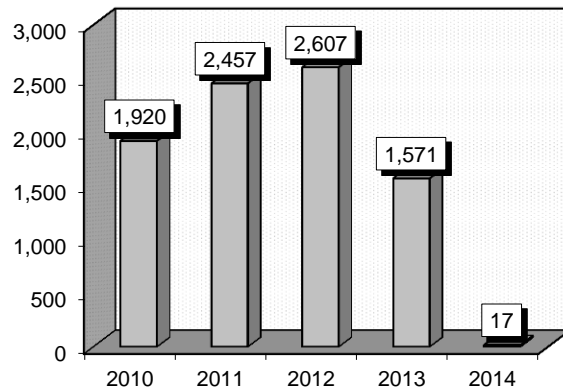
### Diagnostic Lower Gastrointestinal Endoscopy (00136)

**Diagnoses:** that frequently accompanied Diagnostic Lower Gastrointestinal Endoscopy were: 1) Internal hemorrhoids without mention of complication (4550), 2) Diverticulosis of colon (without mention of hemorrhage) (56210), 3) Benign neoplasm of colon (2113), 4) Personal history of colonic polyps (V1272), 5) Benign neoplasm of rectum and anal canal (2114), 6) Blood in stool (5781), 7) Pure hypercholesterolemia (2720).

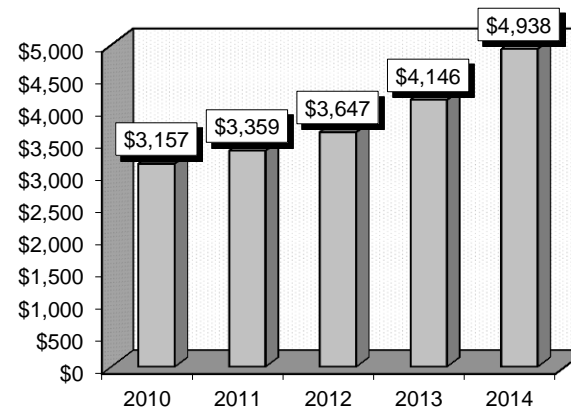
**Definitions: Endoscopy:** Visual examination of interior structures of the body with an endoscope. **Diverticulosis:** The presence of diverticula in the absence of inflammation. **Polyps:** A small growth, typically benign and with a stalk, protruding from a mucous membrane. **Hypercholesterolemia:** An abnormally high concentration of cholesterol in the blood.

Gender	2010		2011		2012		2013		2014	
	Cases	Avg Bill	Cases	Avg Bill	Cases	Avg Bill	Cases	Avg Bill	Cases	Avg Bill
Male	866	\$3,101	1,207	\$3,394	1,249	\$3,637	744	\$4,213	11	\$5,470
Female	1,054	\$3,203	1,250	\$3,326	1,358	\$3,657	827	\$4,087	6	\$3,962
Age Group	Cases	Avg Bill	Cases	Avg Bill	Cases	Avg Bill	Cases	Avg Bill	Cases	Avg Bill
0-17	16	\$6,512	20	\$5,414	17	\$6,205	16	\$9,624	2	\$4,548
18-35	93	\$3,198	115	\$3,277	98	\$4,069	87	\$4,240	1	\$3,523
36-49	237	\$3,158	273	\$3,416	226	\$3,655	157	\$4,062	4	\$4,546
50-64	906	\$3,066	1,222	\$3,305	1,241	\$3,420	720	\$3,863	9	\$4,660
65+	668	\$3,195	827	\$3,382	1,025	\$3,838	591	\$4,351	1	\$11,210
<b>Total</b>	<b>1,920</b>	<b>\$3,157</b>	<b>2,457</b>	<b>\$3,359</b>	<b>2,607</b>	<b>\$3,647</b>	<b>1,571</b>	<b>\$4,146</b>	<b>17</b>	<b>\$4,938</b>

**Patient Discharges**



**Average Billed Charges**



County / Hospital	2010		2011		2012		2013		2014	
	Cases	Avg Bill	Cases	Avg Bill	Cases	Avg Bill	Cases	Avg Bill	Cases	Avg Bill
<b>Clark</b>										
Centennial Hills	1	\$3,733	5	\$5,457	3	\$5,919	2	\$7,884	0	\$0
Desert Springs	37	\$3,750	43	\$4,621	47	\$5,220	36	\$7,802	0	\$0
Mountain View	0	\$0	0	\$0	0	\$0	0	\$0	0	\$0
North Vista	0	\$0	0	\$0	0	\$0	0	\$0	0	\$0
Southern Hills	0	\$0	0	\$0	0	\$0	0	\$0	0	\$0
Spring Valley	4	\$3,865	10	\$3,943	13	\$8,576	12	\$10,683	0	\$0
St. Rose-Rose de Lima	18	\$4,850	37	\$4,276	49	\$4,891	44	\$5,512	0	\$0
St. Rose-San Martin	16	\$3,803	17	\$3,822	33	\$5,418	22	\$5,743	0	\$0
St. Rose-Siena	20	\$3,288	86	\$3,478	81	\$3,840	94	\$4,800	0	\$0
Summerlin	16	\$5,466	28	\$5,317	20	\$7,986	19	\$9,797	0	\$0
Sunrise	0	\$0	0	\$0	0	\$0	0	\$0	0	\$0
UMC	1,289	\$3,348	1,636	\$3,503	1,461	\$3,602	489	\$3,827	10	\$3,929
Valley	0	\$0	4	\$7,135	24	\$5,478	12	\$8,243	0	\$0
<b>Total</b>	<b>1,401</b>	<b>\$3,408</b>	<b>1,866</b>	<b>\$3,588</b>	<b>1,731</b>	<b>\$3,846</b>	<b>730</b>	<b>\$4,659</b>	<b>10</b>	<b>\$3,929</b>
<b>Washoe</b>										
Carson Tahoe	0	\$0	0	\$0	0	\$0	0	\$0	0	\$0
Northern Nevada	2	\$3,492	4	\$7,151	35	\$8,838	71	\$9,305	3	\$9,825
Renown Regional	27	\$4,750	18	\$5,336	18	\$5,024	23	\$5,998	0	\$0
Renown S. Meadows	0	\$0	1	\$5,293	0	\$0	0	\$0	0	\$0
Saint Mary's	0	\$0	0	\$0	0	\$0	0	\$0	0	\$0
Sierra Surgery	0	\$0	0	\$0	0	\$0	0	\$0	0	\$0
<b>Total</b>	<b>29</b>	<b>\$4,663</b>	<b>23</b>	<b>\$5,650</b>	<b>53</b>	<b>\$7,543</b>	<b>94</b>	<b>\$8,496</b>	<b>3</b>	<b>\$9,825</b>
<b>Rural</b>										
Battle Mountain	0	\$0	0	\$0	0	\$0	0	\$0	0	\$0
Boulder City	0	\$0	0	\$0	0	\$0	0	\$0	0	\$0
Carson Valley	103	\$3,283	95	\$3,504	82	\$3,910	117	\$4,145	1	\$4,247
Churchill	27	\$2,978	49	\$3,493	286	\$3,391	239	\$3,153	2	\$3,506
Desert View	23	\$3,232	24	\$3,374	51	\$4,241	14	\$9,869	0	\$0
Grover C. Dils	0	\$0	0	\$0	0	\$0	0	\$0	0	\$0
Humboldt	58	\$2,161	124	\$2,086	129	\$2,277	152	\$2,216	1	\$3,928
Incline Village	0	\$0	0	\$0	0	\$0	0	\$0	0	\$0
Mesa View	0	\$0	0	\$0	0	\$0	0	\$0	0	\$0
Mount Grant	10	\$1,510	0	\$0	1	\$6,068	0	\$0	0	\$0
Northeastern	269	\$1,927	276	\$2,115	274	\$2,354	223	\$2,661	0	\$0
Nye	0	\$0	0	\$0	0	\$0	0	\$0	0	\$0
Pershing	0	\$0	0	\$0	0	\$0	0	\$0	0	\$0
South Lyon	0	\$0	0	\$0	0	\$0	0	\$0	0	\$0
William Bee Ririe	0	\$0	0	\$0	0	\$0	2	\$3,732	0	\$0
<b>Total</b>	<b>490</b>	<b>\$2,350</b>	<b>568</b>	<b>\$2,513</b>	<b>823</b>	<b>\$2,979</b>	<b>747</b>	<b>\$3,098</b>	<b>4</b>	<b>\$3,797</b>
<b>All Counties</b>	<b>1,920</b>	<b>\$3,157</b>	<b>2,457</b>	<b>\$3,359</b>	<b>2,607</b>	<b>\$3,647</b>	<b>1,571</b>	<b>\$4,146</b>	<b>17</b>	<b>\$4,938</b>

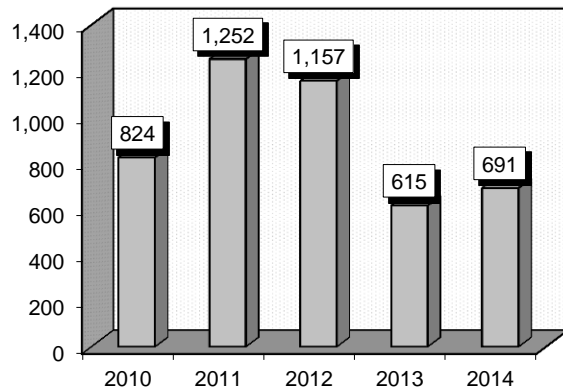
### Therapeutic Colonoscopy (00137)

**Diagnoses:** that frequently accompanied Therapeutic Colonoscopy were: 1) Benign neoplasm of colon (2113), 2) Internal hemorrhoids without mention of complication (4550), 3) Diverticulosis of colon (without mention of hemorrhage) (56210), 4) Benign neoplasm of rectum and anal canal (2114), 5) Personal history of colonic polyps (V1272), 6) Family history of malignant neoplasm of gastrointestinal tract (V160), 7) External hemorrhoids without mention of complication (4553), 8) Diaphragmatic hernia without mention of obstruction or gangrene (5533), 9) Hemorrhage of rectum and anus (5693).

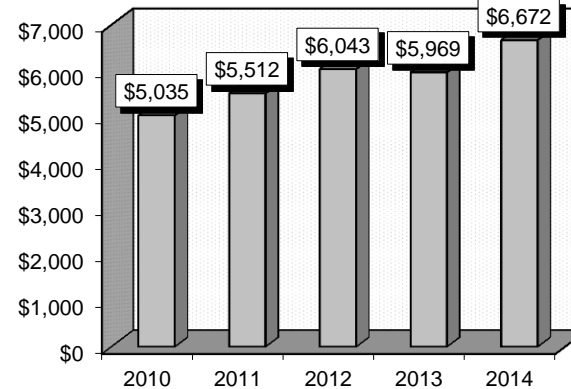
**Definitions: Colonoscopy:** A medical procedure where a long, flexible, tubular instrument called the colonoscope is used to view the entire inner lining of the colon (large intestine) and the rectum. **Neoplasm:** An abnormal tissue that grows by cellular proliferation more rapidly than normal and continues to grow after the stimuli that initiated the new growth cease. Neoplasms show partial or complete lack of structural organization and functional coordination with the normal tissue, and usually form a distinct mass of tissue that may be either benign (benign tumor) or malignant (cancer). **Diverticulosis:** The presence of diverticula in the absence of inflammation. **Polyps:** A small growth, typically benign and with a stalk, protruding from a mucous membrane. **Hemorrhage:** An escape of blood from the blood vessels, especially when excessive.

Gender	2010		2011		2012		2013		2014	
	Cases	Avg Bill	Cases	Avg Bill	Cases	Avg Bill	Cases	Avg Bill	Cases	Avg Bill
Male	481	\$4,985	790	\$5,446	685	\$6,086	342	\$5,554	387	\$6,646
Female	343	\$5,105	462	\$5,626	472	\$5,981	273	\$6,488	304	\$6,705
Age Group	Cases	Avg Bill	Cases	Avg Bill	Cases	Avg Bill	Cases	Avg Bill	Cases	Avg Bill
0-17	0	\$0	2	\$8,614	1	\$4,685	2	\$12,036	7	\$8,444
18-35	8	\$5,305	21	\$6,078	12	\$6,965	8	\$5,814	5	\$7,141
36-49	83	\$5,652	104	\$5,726	91	\$6,589	44	\$6,528	51	\$7,759
50-64	429	\$4,725	628	\$5,429	554	\$5,935	284	\$5,909	410	\$6,425
65+	304	\$5,297	497	\$5,536	499	\$6,045	277	\$5,903	218	\$6,814
<b>Total</b>	<b>824</b>	<b>\$5,035</b>	<b>1,252</b>	<b>\$5,512</b>	<b>1,157</b>	<b>\$6,043</b>	<b>615</b>	<b>\$5,969</b>	<b>691</b>	<b>\$6,672</b>

Patient Discharges



Average Billed Charges



County / Hospital	2010		2011		2012		2013		2014	
	Cases	Avg Bill	Cases	Avg Bill	Cases	Avg Bill	Cases	Avg Bill	Cases	Avg Bill
<b>Clark</b>										
Centennial Hills	0	\$0	0	\$0	0	\$0	0	\$0	0	\$0
Desert Springs	0	\$0	2	\$4,135	2	\$900	2	\$18,104	0	\$0
Mountain View	0	\$0	0	\$0	0	\$0	0	\$0	0	\$0
North Vista	0	\$0	0	\$0	1	\$28,540	0	\$0	0	\$0
Southern Hills	0	\$0	0	\$0	0	\$0	0	\$0	0	\$0
Spring Valley	0	\$0	0	\$0	0	\$0	0	\$0	0	\$0
St. Rose-Rose de Lima	2	\$9,892	0	\$0	0	\$0	0	\$0	1	\$539
St. Rose-San Martin	0	\$0	1	\$21,616	2	\$13,698	2	\$8,822	3	\$3,205
St. Rose-Siena	2	\$5,951	0	\$0	1	\$13,507	2	\$14,508	3	\$815
Summerlin	0	\$0	1	\$507	1	\$711	1	\$15,827	1	\$21,589
Sunrise	0	\$0	0	\$0	0	\$0	0	\$0	0	\$0
UMC	566	\$5,938	959	\$6,157	822	\$6,618	316	\$6,593	393	\$6,662
Valley	1	\$1,578	0	\$0	2	\$16,541	0	\$0	1	\$25,744
<b>Total</b>	<b>571</b>	<b>\$5,944</b>	<b>963</b>	<b>\$6,163</b>	<b>831</b>	<b>\$6,672</b>	<b>323</b>	<b>\$6,756</b>	<b>402</b>	<b>\$6,662</b>
<b>Washoe</b>										
Carson Tahoe	0	\$0	0	\$0	0	\$0	0	\$0	0	\$0
Northern Nevada	0	\$0	0	\$0	18	\$10,128	28	\$10,490	38	\$10,833
Renown Regional	17	\$5,657	16	\$5,857	21	\$5,313	19	\$7,027	21	\$7,909
Renown S. Meadows	0	\$0	0	\$0	0	\$0	0	\$0	0	\$0
Saint Mary's	1	\$15,856	1	\$21,049	1	\$24,926	0	\$0	0	\$0
Sierra Surgery	0	\$0	0	\$0	0	\$0	0	\$0	0	\$0
<b>Total</b>	<b>18</b>	<b>\$6,223</b>	<b>17</b>	<b>\$6,750</b>	<b>40</b>	<b>\$7,970</b>	<b>47</b>	<b>\$9,090</b>	<b>59</b>	<b>\$9,792</b>
<b>Rural</b>										
Battle Mountain	0	\$0	0	\$0	0	\$0	0	\$0	0	\$0
Boulder City	0	\$0	0	\$0	0	\$0	0	\$0	0	\$0
Carson Valley	59	\$3,578	43	\$5,144	35	\$6,022	44	\$5,988	42	\$6,476
Churchill	11	\$3,319	27	\$4,326	98	\$4,101	72	\$4,594	49	\$4,649
Desert View	17	\$4,375	7	\$3,530	29	\$5,697	5	\$14,261	35	\$12,976
Grover C. Dils	0	\$0	0	\$0	0	\$0	0	\$0	0	\$0
Humboldt	21	\$2,384	58	\$2,685	46	\$2,399	55	\$2,509	53	\$3,534
Incline Village	0	\$0	0	\$0	0	\$0	0	\$0	0	\$0
Mesa View	0	\$0	0	\$0	0	\$0	0	\$0	0	\$0
Mount Grant	9	\$1,793	0	\$0	0	\$0	0	\$0	1	\$10,987
Northeastern	118	\$2,155	137	\$2,430	78	\$3,084	69	\$3,738	48	\$3,947
Nye	0	\$0	0	\$0	0	\$0	0	\$0	0	\$0
Pershing	0	\$0	0	\$0	0	\$0	0	\$0	0	\$0
South Lyon	0	\$0	0	\$0	0	\$0	0	\$0	0	\$0
William Bee Ririe	0	\$0	0	\$0	0	\$0	0	\$0	2	\$6,357
<b>Total</b>	<b>235</b>	<b>\$2,734</b>	<b>272</b>	<b>\$3,130</b>	<b>286</b>	<b>\$3,947</b>	<b>245</b>	<b>\$4,332</b>	<b>230</b>	<b>\$5,889</b>
<b>All Counties</b>	<b>824</b>	<b>\$5,035</b>	<b>1,252</b>	<b>\$5,512</b>	<b>1,157</b>	<b>\$6,043</b>	<b>615</b>	<b>\$5,969</b>	<b>691</b>	<b>\$6,672</b>

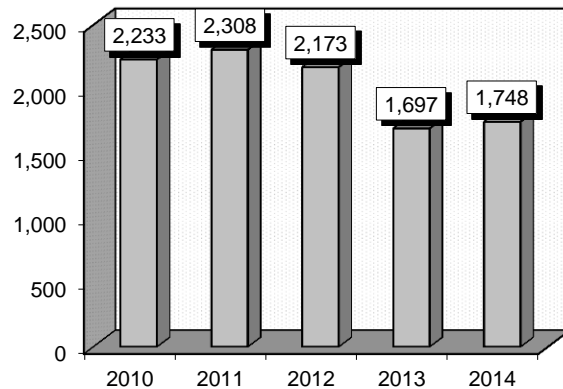
### Level I Hernia Repair (00139)

**Diagnoses:** that frequently accompanied Level I Hernia Repair were: 1) Inguinal hernia, without mention of obstruction or gangrene, unilateral or unspecified (not specified as recurrent) (55090), 2) Umbilical hernia without mention of obstruction or gangrene (5531), 3) Umbilical hernia with obstruction (5521), 4) Hydrocele, unspecified (6039), 5) Pure hypercholesterolemia (2720), 6) Obesity, unspecified (27800), 7) Coronary atherosclerosis of native coronary artery (41401), 8) Long-term (current) use of other medications (V5869).

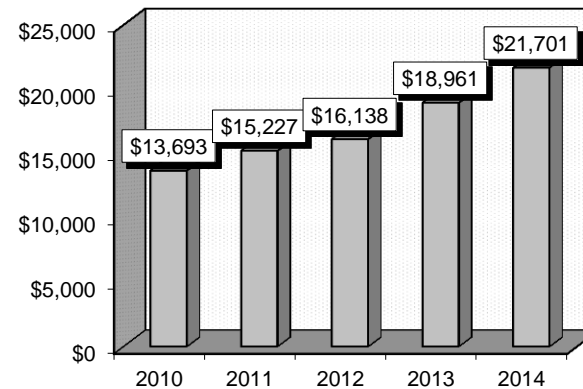
**Definitions: LEVEL:** Type of evidence used in the selection of certain courses of treatment. I - Randomized controlled trials, II - case-control studies, III - opinions of expert panels. **Inguinal hernia:** Hernia in which a loop of intestine enters the inguinal canal; the most common type of hernia in males. **Inguinal canal:** In males it is the passage through which the testes descend into the scrotum and it contains the spermatic cord; in females it transmits the round ligament of the uterus. **Hydrocele:** Accumulation of serous fluid in a body sac. **Serous fluid:** Bodily fluids that are typically pale yellow and transparent, and of a benign nature, that fill the inside of body cavities.

Gender	2010		2011		2012		2013		2014	
	Cases	Avg Bill	Cases	Avg Bill	Cases	Avg Bill	Cases	Avg Bill	Cases	Avg Bill
Male	1,858	\$13,994	1,939	\$15,494	1,845	\$16,424	1,398	\$19,338	1,461	\$22,047
Female	375	\$12,201	369	\$13,821	328	\$14,530	299	\$17,198	287	\$19,937
Age Group	Cases	Avg Bill	Cases	Avg Bill	Cases	Avg Bill	Cases	Avg Bill	Cases	Avg Bill
0-17	461	\$11,254	406	\$11,625	373	\$13,332	317	\$16,091	324	\$16,735
18-35	240	\$14,160	267	\$15,798	236	\$15,720	168	\$18,792	219	\$21,025
36-49	369	\$14,999	495	\$16,386	409	\$16,781	343	\$19,271	342	\$24,354
50-64	570	\$14,363	577	\$16,162	566	\$17,462	420	\$19,965	460	\$22,661
65+	593	\$13,943	563	\$15,575	589	\$16,367	449	\$19,875	403	\$22,712
<b>Total</b>	<b>2,233</b>	<b>\$13,693</b>	<b>2,308</b>	<b>\$15,227</b>	<b>2,173</b>	<b>\$16,138</b>	<b>1,697</b>	<b>\$18,961</b>	<b>1,748</b>	<b>\$21,701</b>

Patient Discharges



Average Billed Charges





County / Hospital	2010		2011		2012		2013		2014	
	Cases	Avg Bill	Cases	Avg Bill	Cases	Avg Bill	Cases	Avg Bill	Cases	Avg Bill
<b>Clark</b>										
Centennial Hills	44	\$20,136	57	\$23,523	35	\$26,305	17	\$31,028	46	\$30,524
Desert Springs	105	\$24,424	99	\$28,138	87	\$31,429	46	\$36,828	79	\$38,182
Mountain View	0	\$0	0	\$0	0	\$0	0	\$0	0	\$0
North Vista	0	\$0	0	\$0	0	\$0	1	\$16,567	0	\$0
Southern Hills	0	\$0	0	\$0	0	\$0	0	\$0	0	\$0
Spring Valley	118	\$20,349	105	\$23,337	86	\$25,434	79	\$28,607	145	\$30,308
St. Rose-Rose de Lima	89	\$14,360	100	\$15,341	112	\$16,466	89	\$17,957	74	\$19,460
St. Rose-San Martin	80	\$13,013	76	\$14,457	77	\$16,057	101	\$19,529	77	\$21,773
St. Rose-Siena	349	\$12,822	402	\$13,501	401	\$15,230	297	\$17,787	328	\$19,248
Summerlin	333	\$16,768	362	\$19,233	365	\$20,836	358	\$23,815	385	\$25,242
Sunrise	0	\$0	0	\$0	0	\$0	0	\$0	0	\$0
UMC	62	\$6,822	52	\$7,064	34	\$7,781	43	\$9,837	22	\$10,840
Valley	104	\$18,464	124	\$21,817	84	\$24,132	124	\$26,097	145	\$28,499
<b>Total</b>	<b>1,284</b>	<b>\$16,022</b>	<b>1,377</b>	<b>\$17,917</b>	<b>1,281</b>	<b>\$19,459</b>	<b>1,155</b>	<b>\$22,109</b>	<b>1,301</b>	<b>\$24,853</b>
<b>Washoe</b>										
Carson Tahoe	0	\$0	0	\$0	0	\$0	0	\$0	0	\$0
Northern Nevada	26	\$15,394	23	\$14,493	40	\$16,340	46	\$18,949	69	\$20,074
Renown Regional	210	\$8,489	231	\$8,474	177	\$8,616	199	\$9,751	218	\$10,399
Renown S. Meadows	18	\$8,172	7	\$8,851	10	\$11,670	12	\$10,135	11	\$10,888
Saint Mary's	343	\$14,307	374	\$15,039	277	\$16,180	126	\$15,759	0	\$0
Sierra Surgery	234	\$7,364	175	\$7,525	250	\$7,823	0	\$0	0	\$0
<b>Total</b>	<b>831</b>	<b>\$10,783</b>	<b>810</b>	<b>\$11,475</b>	<b>754</b>	<b>\$11,582</b>	<b>383</b>	<b>\$12,844</b>	<b>298</b>	<b>\$12,657</b>
<b>Rural</b>										
Battle Mountain	0	\$0	0	\$0	0	\$0	0	\$0	0	\$0
Boulder City	0	\$0	0	\$0	0	\$0	0	\$0	0	\$0
Carson Valley	22	\$8,116	11	\$11,744	11	\$12,172	9	\$17,953	10	\$16,024
Churchill	12	\$9,674	14	\$10,738	42	\$9,880	35	\$10,695	44	\$10,474
Desert View	22	\$7,146	19	\$6,402	8	\$7,670	17	\$12,982	14	\$21,539
Grover C. Dils	0	\$0	0	\$0	0	\$0	0	\$0	0	\$0
Humboldt	14	\$10,907	18	\$12,790	11	\$12,967	30	\$9,662	17	\$10,879
Incline Village	0	\$0	0	\$0	0	\$0	0	\$0	0	\$0
Mesa View	0	\$0	0	\$0	0	\$0	0	\$0	0	\$0
Mount Grant	0	\$0	0	\$0	0	\$0	0	\$0	0	\$0
Northeastern	47	\$9,187	53	\$9,409	66	\$9,946	67	\$9,935	61	\$11,283
Nye	0	\$0	0	\$0	0	\$0	0	\$0	0	\$0
Pershing	0	\$0	0	\$0	0	\$0	0	\$0	0	\$0
South Lyon	0	\$0	0	\$0	0	\$0	0	\$0	0	\$0
William Bee Ririe	1	\$6,570	6	\$7,694	0	\$0	1	\$9,567	3	\$10,398
<b>Total</b>	<b>118</b>	<b>\$8,838</b>	<b>121</b>	<b>\$9,721</b>	<b>138</b>	<b>\$10,212</b>	<b>159</b>	<b>\$10,828</b>	<b>149</b>	<b>\$12,262</b>
<b>All Counties</b>	<b>2,233</b>	<b>\$13,693</b>	<b>2,308</b>	<b>\$15,227</b>	<b>2,173</b>	<b>\$16,138</b>	<b>1,697</b>	<b>\$18,961</b>	<b>1,748</b>	<b>\$21,701</b>

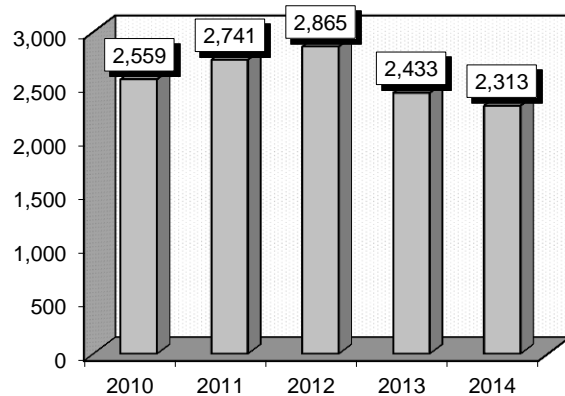
### Level II Laparoscopy (00146)

**Diagnoses:** that frequently accompanied Level II Laparoscopy were: 1) Calculus of gallbladder with other cholecystitis, without mention of obstruction (57410), 2) Chronic cholecystitis (57511), 3) Sterilization (V252), 4) Pelvic peritoneal adhesions, female (postoperative) (postinfection) (6146), 5) Peritoneal adhesions (postoperative) (postinfection) (5680), 6) Morbid obesity (27801), 7) Umbilical hernia without mention of obstruction or gangrene (5531), 8) Incisional hernia without mention of obstruction or gangrene (55321), 9) Benign neoplasm of ovary (220).

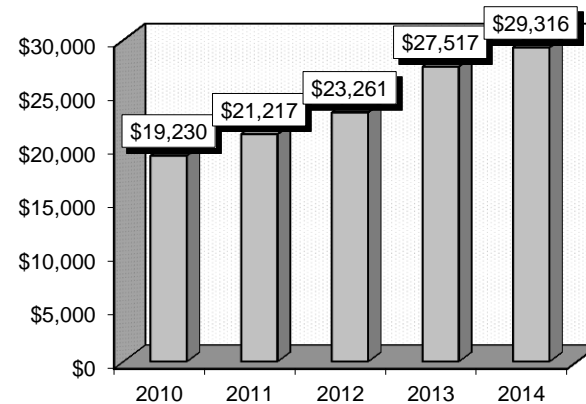
**Definitions: LEVEL:** Type of evidence used in the selection of certain courses of treatment. I - Randomized controlled trials, II - case-control studies, III - opinions of expert panels. **Cholecystitis:** Inflammation of the gallbladder. **Peritoneal adhesions:** Bands of fibrous tissue that join abdominal organs to each other or the abdominal wall. Adhesions develop rapidly after damage to the peritoneum during surgery, infection, trauma, or irradiation. **Gangrene:** Localized death and decomposition of body tissue, resulting from either obstructed circulation or bacterial infection.

Gender	2010		2011		2012		2013		2014	
	Cases	Avg Bill	Cases	Avg Bill	Cases	Avg Bill	Cases	Avg Bill	Cases	Avg Bill
Male	654	\$19,742	766	\$21,336	850	\$23,103	716	\$27,254	708	\$28,270
Female	1,905	\$19,054	1,975	\$21,171	2,015	\$23,328	1,717	\$27,627	1,605	\$29,778
Age Group	Cases	Avg Bill	Cases	Avg Bill	Cases	Avg Bill	Cases	Avg Bill	Cases	Avg Bill
0-17	110	\$16,450	113	\$16,238	136	\$20,407	92	\$22,550	151	\$21,975
18-35	683	\$17,637	738	\$19,467	714	\$21,149	654	\$24,736	577	\$27,191
36-49	728	\$19,942	773	\$21,925	806	\$24,443	726	\$27,910	659	\$29,602
50-64	612	\$20,313	632	\$22,593	699	\$24,119	565	\$29,606	564	\$31,182
65+	426	\$19,730	485	\$22,117	510	\$23,936	396	\$29,566	362	\$32,340
<b>Total</b>	<b>2,559</b>	<b>\$19,230</b>	<b>2,741</b>	<b>\$21,217</b>	<b>2,865</b>	<b>\$23,261</b>	<b>2,433</b>	<b>\$27,517</b>	<b>2,313</b>	<b>\$29,316</b>

**Patient Discharges**



**Average Billed Charges**



County / Hospital	2010		2011		2012		2013		2014	
	Cases	Avg Bill	Cases	Avg Bill	Cases	Avg Bill	Cases	Avg Bill	Cases	Avg Bill
<b>Clark</b>										
Centennial Hills	84	\$22,609	107	\$27,121	97	\$29,316	118	\$38,210	211	\$39,647
Desert Springs	37	\$30,675	45	\$35,198	85	\$33,735	91	\$35,632	95	\$41,178
Mountain View	0	\$0	0	\$0	0	\$0	0	\$0	0	\$0
North Vista	0	\$0	0	\$0	0	\$0	0	\$0	0	\$0
Southern Hills	0	\$0	0	\$0	0	\$0	0	\$0	0	\$0
Spring Valley	178	\$22,287	197	\$25,273	170	\$28,334	161	\$34,351	227	\$38,235
St. Rose-Rose de Lima	100	\$21,754	72	\$23,082	77	\$23,888	78	\$26,101	60	\$30,462
St. Rose-San Martin	52	\$22,225	49	\$28,333	69	\$28,034	75	\$35,925	91	\$34,583
St. Rose-Siena	125	\$21,177	178	\$23,875	161	\$25,233	185	\$30,113	165	\$29,418
Summerlin	347	\$22,736	345	\$26,306	454	\$30,880	482	\$36,272	448	\$37,545
Sunrise	0	\$0	0	\$0	0	\$0	0	\$0	0	\$0
UMC	28	\$16,185	23	\$20,489	25	\$17,924	83	\$21,344	84	\$19,440
Valley	140	\$23,107	146	\$26,747	162	\$27,121	183	\$28,382	164	\$30,426
<b>Total</b>	<b>1,091</b>	<b>\$22,509</b>	<b>1,162</b>	<b>\$26,004</b>	<b>1,300</b>	<b>\$28,635</b>	<b>1,456</b>	<b>\$32,989</b>	<b>1,545</b>	<b>\$35,099</b>
<b>Washoe</b>										
Carson Tahoe	0	\$0	0	\$0	0	\$0	0	\$0	0	\$0
Northern Nevada	24	\$15,823	42	\$19,869	82	\$20,977	80	\$23,359	122	\$25,988
Renown Regional	241	\$11,591	329	\$10,845	242	\$12,908	249	\$14,432	331	\$16,012
Renown S. Meadows	71	\$10,600	69	\$11,191	75	\$11,290	66	\$12,377	88	\$15,131
Saint Mary's	620	\$22,730	655	\$24,205	575	\$26,434	374	\$25,335	0	\$0
Sierra Surgery	384	\$13,544	291	\$14,311	371	\$14,139	0	\$0	0	\$0
<b>Total</b>	<b>1,340</b>	<b>\$17,328</b>	<b>1,386</b>	<b>\$18,177</b>	<b>1,345</b>	<b>\$19,432</b>	<b>769</b>	<b>\$20,487</b>	<b>541</b>	<b>\$18,118</b>
<b>Rural</b>										
Battle Mountain	0	\$0	0	\$0	0	\$0	0	\$0	0	\$0
Boulder City	0	\$0	0	\$0	0	\$0	0	\$0	0	\$0
Carson Valley	79	\$9,536	83	\$13,819	56	\$15,573	54	\$18,555	43	\$16,101
Churchill	22	\$14,263	51	\$16,018	107	\$14,580	94	\$14,691	120	\$16,547
Desert View	4	\$9,777	6	\$9,354	1	\$12,833	0	\$0	2	\$34,996
Grover C. Dils	0	\$0	0	\$0	0	\$0	0	\$0	0	\$0
Humboldt	10	\$16,196	39	\$14,569	30	\$15,664	29	\$14,447	40	\$16,938
Incline Village	0	\$0	0	\$0	0	\$0	0	\$0	0	\$0
Mesa View	0	\$0	0	\$0	0	\$0	0	\$0	0	\$0
Mount Grant	0	\$0	0	\$0	0	\$0	0	\$0	0	\$0
Northeastern	13	\$12,715	14	\$11,246	26	\$14,138	31	\$11,682	19	\$15,025
Nye	0	\$0	0	\$0	0	\$0	0	\$0	0	\$0
Pershing	0	\$0	0	\$0	0	\$0	0	\$0	0	\$0
South Lyon	0	\$0	0	\$0	0	\$0	0	\$0	0	\$0
William Bee Ririe	0	\$0	0	\$0	0	\$0	0	\$0	3	\$22,552
<b>Total</b>	<b>128</b>	<b>\$11,199</b>	<b>193</b>	<b>\$14,226</b>	<b>220</b>	<b>\$14,920</b>	<b>208</b>	<b>\$15,212</b>	<b>227</b>	<b>\$16,646</b>
<b>All Counties</b>	<b>2,559</b>	<b>\$19,230</b>	<b>2,741</b>	<b>\$21,217</b>	<b>2,865</b>	<b>\$23,261</b>	<b>2,433</b>	<b>\$27,517</b>	<b>2,313</b>	<b>\$29,316</b>

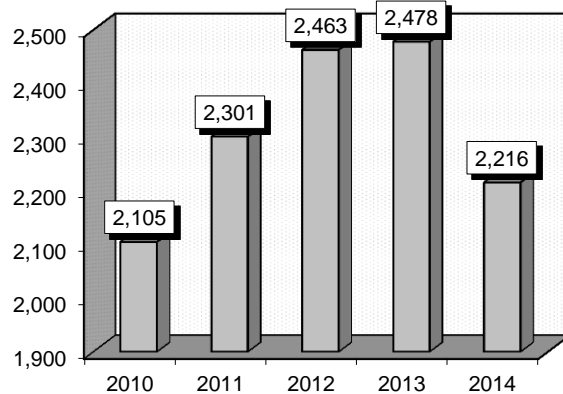
### Level III Laparoscopy (00147)

**Diagnoses:** that frequently accompanied Level III Laparoscopy were: 1) Calculus of gallbladder with other cholecystitis, without mention of obstruction (57410), 2) Endometriosis of uterus (6170), 3) Morbid obesity (27801), 4) Leiomyoma of uterus, unspecified (2189), 5) Cervicitis and endocervicitis (6160), 6) Dysmenorrhea (6253), 7) Subserous leiomyoma of uterus (2182), 8) Dyspareunia (6250).

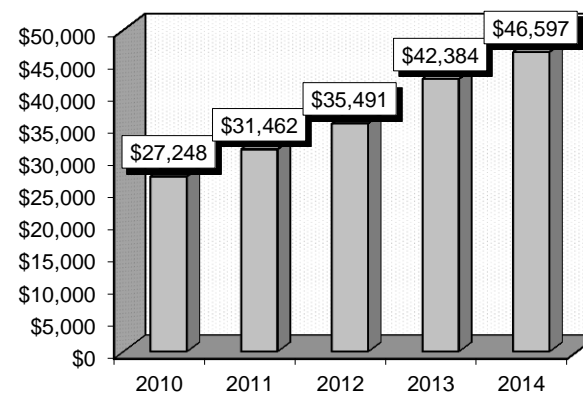
**Definitions:** **Endometriosis:** A condition in which bits of the tissue similar to the lining of the uterus (endometrium) grow in other parts of the body. Like the uterine lining, this tissue builds up and sheds in response to monthly hormonal cycles. However, there is no natural outlet for the blood discarded from these implants. Instead, it falls onto surrounding organs, causing swelling and inflammation. **Leiomyoma:** A benign smooth-muscle tumor occurring most commonly in the uterus, stomach, esophagus, or small intestine. **Cervicitis:** Inflammation of the cervix. **Endocervicitis:** Inflammation of the mucous lining of the uterine cervix. **Dysmenorrhea:** Painful menstruation, typically involving abdominal cramps. **Dyspareunia:** Persistent or recurrent genital pain that occurs just before, during or after intercourse.

Gender	2010		2011		2012		2013		2014	
	Cases	Avg Bill	Cases	Avg Bill	Cases	Avg Bill	Cases	Avg Bill	Cases	Avg Bill
Male	213	\$27,574	250	\$31,977	231	\$35,066	191	\$42,484	161	\$45,775
Female	1,892	\$27,212	2,051	\$31,399	2,232	\$35,535	2,287	\$42,375	2,055	\$46,661
Age Group	Cases	Avg Bill	Cases	Avg Bill	Cases	Avg Bill	Cases	Avg Bill	Cases	Avg Bill
0-17	33	\$24,069	18	\$23,451	24	\$31,560	20	\$33,259	10	\$38,587
18-35	674	\$24,689	708	\$28,757	705	\$31,436	690	\$36,548	576	\$40,832
36-49	839	\$28,795	939	\$32,966	1,008	\$37,152	1,052	\$43,990	1,004	\$47,790
50-64	394	\$28,774	458	\$33,383	500	\$37,459	470	\$44,961	417	\$48,099
65+	165	\$26,831	178	\$30,152	226	\$36,799	246	\$47,701	209	\$54,140
<b>Total</b>	<b>2,105</b>	<b>\$27,248</b>	<b>2,301</b>	<b>\$31,462</b>	<b>2,463</b>	<b>\$35,491</b>	<b>2,478</b>	<b>\$42,384</b>	<b>2,216</b>	<b>\$46,597</b>

Patient Discharges



Average Billed Charges



County / Hospital	2010		2011		2012		2013		2014	
	Cases	Avg Bill	Cases	Avg Bill	Cases	Avg Bill	Cases	Avg Bill	Cases	Avg Bill
<b>Clark</b>										
Centennial Hills	187	\$26,622	234	\$29,107	203	\$31,382	216	\$39,370	263	\$44,953
Desert Springs	188	\$38,349	226	\$43,641	237	\$50,164	228	\$59,076	179	\$61,194
Mountain View	0	\$0	0	\$0	0	\$0	0	\$0	0	\$0
North Vista	0	\$0	0	\$0	2	\$43,273	0	\$0	0	\$0
Southern Hills	0	\$0	0	\$0	0	\$0	0	\$0	0	\$0
Spring Valley	190	\$24,247	235	\$29,524	217	\$35,490	427	\$48,582	494	\$48,245
St. Rose-Rose de Lima	64	\$25,533	31	\$30,206	107	\$38,902	92	\$39,397	25	\$44,719
St. Rose-San Martin	105	\$23,434	75	\$27,499	78	\$33,252	117	\$39,573	140	\$43,682
St. Rose-Siena	192	\$24,231	354	\$29,267	336	\$35,842	378	\$41,288	316	\$46,343
Summerlin	276	\$27,249	352	\$32,011	401	\$38,345	511	\$45,396	513	\$51,444
Sunrise	0	\$0	0	\$0	0	\$0	0	\$0	0	\$0
UMC	2	\$17,415	0	\$0	2	\$16,023	14	\$26,553	3	\$28,342
Valley	75	\$26,257	76	\$35,094	99	\$34,508	72	\$37,960	62	\$36,239
<b>Total</b>	<b>1,279</b>	<b>\$27,417</b>	<b>1,583</b>	<b>\$32,158</b>	<b>1,682</b>	<b>\$37,854</b>	<b>2,055</b>	<b>\$45,198</b>	<b>1,995</b>	<b>\$48,727</b>
<b>Washoe</b>										
Carson Tahoe	0	\$0	0	\$0	0	\$0	0	\$0	0	\$0
Northern Nevada	2	\$21,516	5	\$29,049	19	\$28,918	23	\$45,336	36	\$48,813
Renown Regional	55	\$17,731	58	\$20,265	53	\$20,337	82	\$22,148	71	\$24,380
Renown S. Meadows	19	\$16,520	16	\$17,551	11	\$16,582	17	\$23,255	9	\$20,669
Saint Mary's	434	\$36,159	378	\$40,532	395	\$40,557	148	\$37,807	0	\$0
Sierra Surgery	198	\$17,249	133	\$17,881	169	\$19,063	0	\$0	0	\$0
<b>Total</b>	<b>708</b>	<b>\$28,871</b>	<b>590</b>	<b>\$32,713</b>	<b>647</b>	<b>\$32,537</b>	<b>270</b>	<b>\$32,776</b>	<b>116</b>	<b>\$31,675</b>
<b>Rural</b>										
Battle Mountain	0	\$0	0	\$0	0	\$0	0	\$0	0	\$0
Boulder City	0	\$0	0	\$0	0	\$0	0	\$0	0	\$0
Carson Valley	7	\$11,889	11	\$16,789	4	\$20,315	7	\$18,593	4	\$18,891
Churchill	1	\$9,175	3	\$17,215	13	\$20,896	24	\$21,938	30	\$25,655
Desert View	19	\$8,735	13	\$10,005	6	\$12,676	5	\$24,519	6	\$33,488
Grover C. Dils	0	\$0	0	\$0	0	\$0	0	\$0	0	\$0
Humboldt	3	\$17,846	8	\$16,515	6	\$20,445	1	\$18,921	1	\$43,462
Incline Village	0	\$0	0	\$0	0	\$0	0	\$0	0	\$0
Mesa View	0	\$0	0	\$0	0	\$0	0	\$0	0	\$0
Mount Grant	0	\$0	0	\$0	0	\$0	0	\$0	0	\$0
Northeastern	88	\$17,488	93	\$18,156	105	\$20,392	116	\$21,535	63	\$20,134
Nye	0	\$0	0	\$0	0	\$0	0	\$0	0	\$0
Pershing	0	\$0	0	\$0	0	\$0	0	\$0	0	\$0
South Lyon	0	\$0	0	\$0	0	\$0	0	\$0	0	\$0
William Bee Ririe	0	\$0	0	\$0	0	\$0	0	\$0	1	\$16,677
<b>Total</b>	<b>118</b>	<b>\$15,685</b>	<b>128</b>	<b>\$17,086</b>	<b>134</b>	<b>\$20,095</b>	<b>153</b>	<b>\$21,544</b>	<b>105</b>	<b>\$22,616</b>
<b>All Counties</b>	<b>2,105</b>	<b>\$27,248</b>	<b>2,301</b>	<b>\$31,462</b>	<b>2,463</b>	<b>\$35,491</b>	<b>2,478</b>	<b>\$42,384</b>	<b>2,216</b>	<b>\$46,597</b>

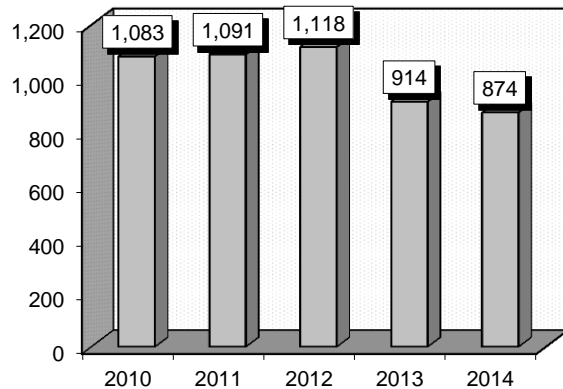
### Level I Bladder And Kidney Procedures (00163)

**Diagnoses:** that frequently accompanied Level I Bladder And Kidney Procedures were: 1) Diabetes mellitus without mention of complication, type II or unspecified type, not stated as uncontrolled (25000), 2) Hydronephrosis (591), 3) Malignant neoplasm of bladder, part unspecified (1889), 4) Malignant neoplasm of lateral wall of urinary bladder (1882), 5) Calculus of ureter (5921), 6) Urethral stricture, unspecified (5989), 7) Personal history of malignant neoplasm of prostate (V1046), 8) Gross hematuria (59971), 9) Calculus of kidney (5920).

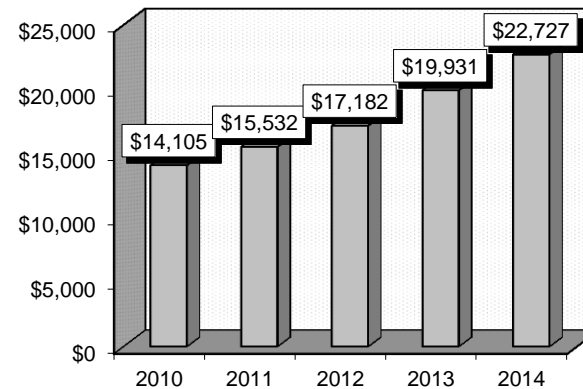
**Definitions: LEVEL:** Type of evidence used in the selection of certain courses of treatment. I - Randomized controlled trials, II - case-control studies, III - opinions of expert panels. **Hydronephrosis:** The swelling of the kidneys when urine flow is obstructed in any of part of the urinary tract. **Neoplasm:** An abnormal tissue that grows by cellular proliferation more rapidly than normal and continues to grow after the stimuli that initiated the new growth cease. Neoplasms show partial or complete lack of structural organization and functional coordination with the normal tissue, and usually form a distinct mass of tissue that may be either benign (benign tumor) or malignant (cancer). **Hematuria:** The presence of blood in urine. **Calculus of kidney:** (AKA kidney stones) Small, hard mineral deposits that form inside your kidneys. The stones are made of mineral and acid salts.

Gender	2010		2011		2012		2013		2014	
	Cases	Avg Bill	Cases	Avg Bill	Cases	Avg Bill	Cases	Avg Bill	Cases	Avg Bill
Male	677	\$14,225	686	\$15,635	667	\$17,263	550	\$20,223	539	\$23,243
Female	406	\$13,905	405	\$15,358	451	\$17,062	364	\$19,491	335	\$21,896
Age Group	Cases	Avg Bill	Cases	Avg Bill	Cases	Avg Bill	Cases	Avg Bill	Cases	Avg Bill
0-17	61	\$12,182	61	\$15,814	64	\$14,732	36	\$18,743	45	\$18,390
18-35	75	\$13,496	50	\$15,660	57	\$18,237	41	\$18,351	40	\$26,786
36-49	97	\$14,729	103	\$15,496	110	\$17,620	79	\$19,643	78	\$23,458
50-64	257	\$14,784	227	\$15,706	237	\$18,344	199	\$19,166	203	\$21,461
65+	593	\$13,984	650	\$15,441	650	\$16,833	559	\$20,437	508	\$23,185
<b>Total</b>	<b>1,083</b>	<b>\$14,105</b>	<b>1,091</b>	<b>\$15,532</b>	<b>1,118</b>	<b>\$17,182</b>	<b>914</b>	<b>\$19,931</b>	<b>874</b>	<b>\$22,727</b>

Patient Discharges



Average Billed Charges



County / Hospital	2010		2011		2012		2013		2014	
	Cases	Avg Bill	Cases	Avg Bill	Cases	Avg Bill	Cases	Avg Bill	Cases	Avg Bill
<b>Clark</b>										
Centennial Hills	5	\$17,316	8	\$24,282	4	\$21,985	5	\$29,387	8	\$26,412
Desert Springs	40	\$21,133	43	\$24,509	39	\$25,735	25	\$33,023	32	\$32,692
Mountain View	0	\$0	0	\$0	0	\$0	0	\$0	0	\$0
North Vista	0	\$0	0	\$0	0	\$0	0	\$0	0	\$0
Southern Hills	0	\$0	0	\$0	0	\$0	0	\$0	0	\$0
Spring Valley	149	\$17,561	102	\$19,799	89	\$21,632	91	\$25,403	105	\$27,711
St. Rose-Rose de Lima	1	\$7,390	3	\$17,927	4	\$17,651	0	\$0	1	\$12,191
St. Rose-San Martin	63	\$12,828	38	\$14,294	38	\$15,931	51	\$16,092	61	\$22,934
St. Rose-Siena	150	\$13,134	156	\$13,859	205	\$14,680	223	\$15,907	138	\$16,390
Summerlin	161	\$18,773	209	\$20,284	265	\$22,565	259	\$24,651	307	\$26,537
Sunrise	0	\$0	0	\$0	0	\$0	0	\$0	0	\$0
UMC	69	\$6,805	114	\$7,667	105	\$8,395	38	\$9,317	19	\$9,717
Valley	96	\$15,537	94	\$19,007	74	\$22,187	87	\$24,092	112	\$23,747
<b>Total</b>	<b>734</b>	<b>\$15,419</b>	<b>767</b>	<b>\$16,854</b>	<b>823</b>	<b>\$18,475</b>	<b>779</b>	<b>\$21,164</b>	<b>783</b>	<b>\$24,050</b>
<b>Washoe</b>										
Carson Tahoe	1	\$11,308	5	\$23,773	5	\$23,781	2	\$20,461	2	\$8,352
Northern Nevada	1	\$11,469	1	\$14,133	0	\$0	0	\$0	1	\$19,166
Renown Regional	100	\$8,797	77	\$8,738	45	\$8,934	39	\$10,249	39	\$11,427
Renown S. Meadows	1	\$6,195	7	\$6,900	2	\$14,358	2	\$7,833	0	\$0
Saint Mary's	158	\$14,590	175	\$15,669	165	\$17,319	63	\$15,548	13	\$8,892
Sierra Surgery	69	\$7,441	52	\$7,363	63	\$7,669	0	\$0	0	\$0
<b>Total</b>	<b>330</b>	<b>\$11,295</b>	<b>317</b>	<b>\$12,553</b>	<b>280</b>	<b>\$13,894</b>	<b>106</b>	<b>\$13,545</b>	<b>55</b>	<b>\$10,856</b>
<b>Rural</b>										
Battle Mountain	0	\$0	0	\$0	0	\$0	0	\$0	0	\$0
Boulder City	0	\$0	0	\$0	0	\$0	0	\$0	0	\$0
Carson Valley	0	\$0	0	\$0	0	\$0	0	\$0	0	\$0
Churchill	5	\$8,273	2	\$8,160	0	\$0	1	\$7,725	0	\$0
Desert View	0	\$0	0	\$0	0	\$0	0	\$0	0	\$0
Grover C. Dils	0	\$0	0	\$0	0	\$0	0	\$0	0	\$0
Humboldt	0	\$0	0	\$0	0	\$0	0	\$0	0	\$0
Incline Village	0	\$0	3	\$5,280	1	\$3,243	0	\$0	0	\$0
Mesa View	1	\$15,902	0	\$0	0	\$0	0	\$0	0	\$0
Mount Grant	0	\$0	0	\$0	0	\$0	0	\$0	0	\$0
Northeastern	12	\$14,200	0	\$0	8	\$12,479	20	\$13,005	29	\$13,064
Nye	0	\$0	0	\$0	0	\$0	0	\$0	0	\$0
Pershing	0	\$0	0	\$0	0	\$0	0	\$0	0	\$0
South Lyon	0	\$0	0	\$0	0	\$0	0	\$0	0	\$0
William Bee Ririe	1	\$3,403	2	\$3,898	6	\$1,782	8	\$3,349	7	\$8,012
<b>Total</b>	<b>19</b>	<b>\$12,162</b>	<b>7</b>	<b>\$5,708</b>	<b>15</b>	<b>\$7,584</b>	<b>29</b>	<b>\$10,159</b>	<b>36</b>	<b>\$12,082</b>
<b>All Counties</b>	<b>1,083</b>	<b>\$14,105</b>	<b>1,091</b>	<b>\$15,532</b>	<b>1,118</b>	<b>\$17,182</b>	<b>914</b>	<b>\$19,931</b>	<b>874</b>	<b>\$22,727</b>

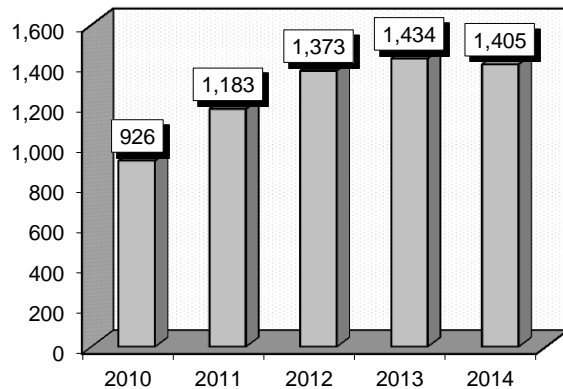
### Cataract Procedures (00233)

**Diagnoses:** that frequently accompanied Cataract Procedures were: 1) Other and combined forms of senile cataract (36619), 2) Senile nuclear sclerosis (36616), 3) Unspecified cataract (3669), 4) Senile cataract, unspecified (36610), 5) Diabetes mellitus without mention of complication, type II or unspecified type, not stated as uncontrolled (25000), 6) Other cataract (3668), 7) Other and unspecified hyperlipidemia (2724), 8) Posterior subcapsular polar senile cataract (36614).

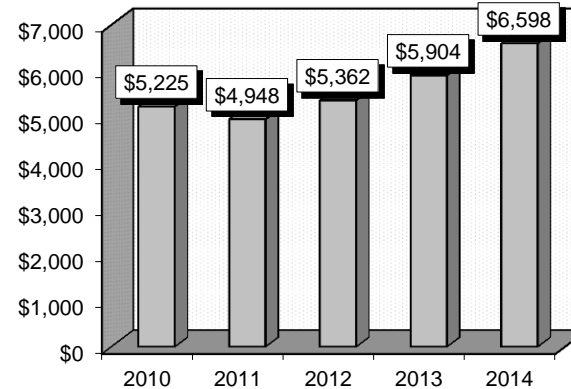
**Definitions: Senile cataract:** Age-related, vision-impairing disease characterized by gradual, progressive thickening of the lens of the eye. **Nuclear sclerosis:** An increase in the refractive index of the eye's crystalline lens, which culminates in the development of nuclear cataracts. **Hyperlipidemia:** An abnormally high concentration of fats or lipids in the blood.

Gender	2010		2011		2012		2013		2014	
	Cases	Avg Bill	Cases	Avg Bill	Cases	Avg Bill	Cases	Avg Bill	Cases	Avg Bill
Male	404	\$5,224	473	\$4,996	573	\$5,407	559	\$5,968	565	\$6,769
Female	522	\$5,226	710	\$4,916	800	\$5,330	875	\$5,863	840	\$6,483
Age Group	Cases	Avg Bill	Cases	Avg Bill	Cases	Avg Bill	Cases	Avg Bill	Cases	Avg Bill
0-17	1	\$12,313	8	\$11,147	5	\$13,289	8	\$15,858	6	\$16,808
18-35	1	\$5,834	3	\$3,935	6	\$6,708	2	\$5,563	9	\$9,951
36-49	26	\$5,147	23	\$5,068	25	\$5,037	17	\$7,219	11	\$8,286
50-64	234	\$5,030	294	\$4,669	294	\$5,156	308	\$5,696	263	\$6,660
65+	664	\$5,285	855	\$4,986	1,043	\$5,382	1,099	\$5,870	1,116	\$6,485
<b>Total</b>	<b>926</b>	<b>\$5,225</b>	<b>1,183</b>	<b>\$4,948</b>	<b>1,373</b>	<b>\$5,362</b>	<b>1,434</b>	<b>\$5,904</b>	<b>1,405</b>	<b>\$6,598</b>

**Patient Discharges**



**Average Billed Charges**





County / Hospital	2010		2011		2012		2013		2014	
	Cases	Avg Bill	Cases	Avg Bill	Cases	Avg Bill	Cases	Avg Bill	Cases	Avg Bill
<b>Clark</b>										
Centennial Hills	0	\$0	0	\$0	0	\$0	0	\$0	0	\$0
Desert Springs	0	\$0	0	\$0	0	\$0	0	\$0	0	\$0
Mountain View	0	\$0	0	\$0	0	\$0	0	\$0	0	\$0
North Vista	0	\$0	0	\$0	0	\$0	0	\$0	0	\$0
Southern Hills	0	\$0	0	\$0	0	\$0	0	\$0	0	\$0
Spring Valley	0	\$0	0	\$0	0	\$0	0	\$0	0	\$0
St. Rose-Rose de Lima	0	\$0	0	\$0	0	\$0	0	\$0	0	\$0
St. Rose-San Martin	0	\$0	0	\$0	0	\$0	0	\$0	0	\$0
St. Rose-Siena	1	\$14,949	0	\$0	0	\$0	0	\$0	0	\$0
Summerlin	1	\$27,411	1	\$19,905	1	\$21,283	2	\$28,147	2	\$25,764
Sunrise	0	\$0	0	\$0	0	\$0	0	\$0	0	\$0
UMC	0	\$0	0	\$0	0	\$0	0	\$0	0	\$0
Valley	0	\$0	0	\$0	0	\$0	0	\$0	0	\$0
<b>Total</b>	<b>2</b>	<b>\$21,180</b>	<b>1</b>	<b>\$19,905</b>	<b>1</b>	<b>\$21,283</b>	<b>2</b>	<b>\$28,147</b>	<b>2</b>	<b>\$25,764</b>
<b>Washoe</b>										
Carson Tahoe	0	\$0	0	\$0	0	\$0	0	\$0	0	\$0
Northern Nevada	1	\$13,963	0	\$0	0	\$0	0	\$0	0	\$0
Renown Regional	620	\$4,602	402	\$4,915	267	\$5,467	243	\$6,536	304	\$7,243
Renown S. Meadows	0	\$0	508	\$4,090	770	\$4,812	989	\$5,481	929	\$6,040
Saint Mary's	0	\$0	0	\$0	0	\$0	0	\$0	0	\$0
Sierra Surgery	178	\$6,286	82	\$6,590	10	\$7,011	0	\$0	0	\$0
<b>Total</b>	<b>799</b>	<b>\$4,989</b>	<b>992</b>	<b>\$4,631</b>	<b>1,047</b>	<b>\$5,000</b>	<b>1,232</b>	<b>\$5,689</b>	<b>1,233</b>	<b>\$6,337</b>
<b>Rural</b>										
Battle Mountain	0	\$0	0	\$0	0	\$0	0	\$0	0	\$0
Boulder City	0	\$0	0	\$0	0	\$0	0	\$0	0	\$0
Carson Valley	27	\$4,217	7	\$6,131	0	\$0	0	\$0	0	\$0
Churchill	0	\$0	0	\$0	0	\$0	0	\$0	0	\$0
Desert View	0	\$0	49	\$4,637	184	\$6,404	23	\$8,066	49	\$12,891
Grover C. Dils	0	\$0	0	\$0	0	\$0	0	\$0	0	\$0
Humboldt	52	\$5,451	66	\$5,609	66	\$5,307	61	\$5,474	66	\$6,210
Incline Village	0	\$0	0	\$0	0	\$0	0	\$0	0	\$0
Mesa View	0	\$0	0	\$0	0	\$0	0	\$0	0	\$0
Mount Grant	0	\$0	0	\$0	5	\$3,767	49	\$4,672	31	\$4,413
Northeastern	7	\$6,251	22	\$6,873	53	\$7,190	20	\$8,573	0	\$0
Nye	0	\$0	0	\$0	0	\$0	0	\$0	0	\$0
Pershing	0	\$0	0	\$0	0	\$0	0	\$0	0	\$0
South Lyon	0	\$0	0	\$0	0	\$0	0	\$0	0	\$0
William Bee Ririe	39	\$9,464	46	\$9,738	17	\$10,411	47	\$10,259	24	\$9,465
<b>Total</b>	<b>125</b>	<b>\$6,481</b>	<b>190</b>	<b>\$6,524</b>	<b>325</b>	<b>\$6,479</b>	<b>200</b>	<b>\$7,010</b>	<b>170</b>	<b>\$8,267</b>
<b>All Counties</b>	<b>926</b>	<b>\$5,225</b>	<b>1,183</b>	<b>\$4,948</b>	<b>1,373</b>	<b>\$5,362</b>	<b>1,434</b>	<b>\$5,904</b>	<b>1,405</b>	<b>\$6,598</b>

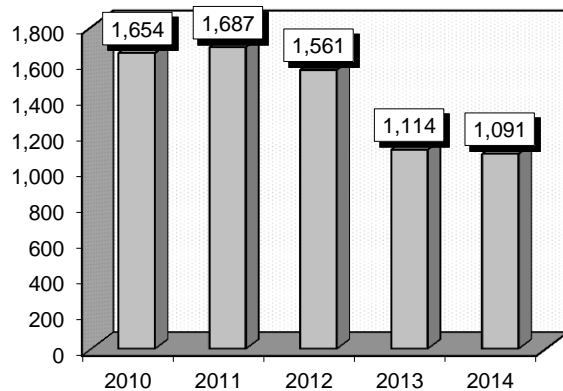
### Level I Facial And Ent Procedures (00252)

**Diagnoses:** that frequently accompanied Level I Facial And Ent Procedures were: 1) Dental caries, unspecified (52100), 2) Periapical abscess without sinus (5225), 3) Unspecified otitis media (3829), 4) Dysfunction of Eustachian tube (38181), 5) Closed fracture of nasal bones (8020), 6) Asthma, unspecified type, unspecified (49390), 7) Conductive hearing loss, unspecified (38900), 8) Hypertrophy of nasal turbinates (4780), 9) Deviated nasal septum (470).

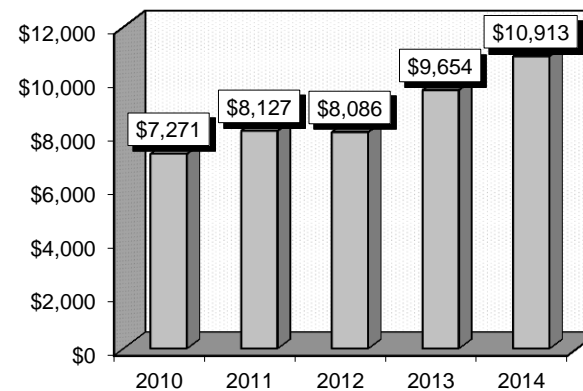
**Definitions:** **ENT:** Ear, Nose, Throat. **Carie:** Decay of a bone or tooth, especially dental caries; cavity. **Periapical abscess:** Inflammation with pus in the tissues surrounding the apex of a tooth. **Otitis media:** An inflammation or infection of the middle ear, common in early childhood. **Eustachian tube:** The narrow channel that connects the middle ear with the nasopharynx; it serves to equalize pressure on either side of the tympanic membrane (eardrum). **Pharynx:** The upper expanded portion of the digestive tube, between the esophagus below and the mouth and nasal cavities above and in front.

Gender	2010		2011		2012		2013		2014	
	Cases	Avg Bill	Cases	Avg Bill	Cases	Avg Bill	Cases	Avg Bill	Cases	Avg Bill
Male	952	\$7,103	940	\$8,138	865	\$7,923	625	\$9,601	628	\$10,827
Female	702	\$7,499	747	\$8,113	696	\$8,288	489	\$9,721	463	\$11,030
Age Group	Cases	Avg Bill	Cases	Avg Bill	Cases	Avg Bill	Cases	Avg Bill	Cases	Avg Bill
0-17	1,379	\$6,447	1,392	\$7,223	1,266	\$7,294	912	\$8,735	876	\$9,659
18-35	75	\$10,057	85	\$11,058	74	\$10,184	56	\$11,594	65	\$14,122
36-49	63	\$11,361	50	\$13,754	47	\$12,538	45	\$13,556	45	\$15,450
50-64	67	\$12,490	80	\$12,784	90	\$11,964	48	\$14,416	48	\$19,565
65+	70	\$11,853	80	\$12,573	84	\$11,526	53	\$15,780	57	\$15,655
<b>Total</b>	<b>1,654</b>	<b>\$7,271</b>	<b>1,687</b>	<b>\$8,127</b>	<b>1,561</b>	<b>\$8,086</b>	<b>1,114</b>	<b>\$9,654</b>	<b>1,091</b>	<b>\$10,913</b>

Patient Discharges



Average Billed Charges



County / Hospital	2010		2011		2012		2013		2014	
	Cases	Avg Bill	Cases	Avg Bill	Cases	Avg Bill	Cases	Avg Bill	Cases	Avg Bill
<b>Clark</b>										
Centennial Hills	49	\$15,121	46	\$16,366	47	\$18,809	41	\$22,161	33	\$28,128
Desert Springs	24	\$16,550	54	\$18,829	17	\$21,893	5	\$27,186	10	\$27,702
Mountain View	0	\$0	0	\$0	0	\$0	0	\$0	0	\$0
North Vista	0	\$0	0	\$0	0	\$0	0	\$0	0	\$0
Southern Hills	0	\$0	0	\$0	0	\$0	0	\$0	0	\$0
Spring Valley	4	\$15,874	12	\$17,974	8	\$17,462	16	\$21,134	29	\$24,034
St. Rose-Rose de Lima	6	\$9,160	1	\$43,837	3	\$19,556	2	\$17,880	2	\$26,405
St. Rose-San Martin	50	\$9,401	60	\$10,372	48	\$11,128	45	\$13,840	57	\$15,716
St. Rose-Siena	264	\$9,169	207	\$9,483	139	\$10,982	151	\$12,358	119	\$15,757
Summerlin	39	\$15,205	55	\$17,172	70	\$16,128	51	\$19,416	58	\$19,989
Sunrise	0	\$0	0	\$0	0	\$0	0	\$0	0	\$0
UMC	76	\$6,491	59	\$5,958	67	\$6,939	39	\$7,400	51	\$8,066
Valley	3	\$14,938	0	\$0	1	\$16,914	1	\$20,786	2	\$26,224
<b>Total</b>	<b>515</b>	<b>\$10,249</b>	<b>494</b>	<b>\$11,964</b>	<b>400</b>	<b>\$12,815</b>	<b>351</b>	<b>\$14,834</b>	<b>361</b>	<b>\$17,587</b>
<b>Washoe</b>										
Carson Tahoe	0	\$0	0	\$0	0	\$0	0	\$0	0	\$0
Northern Nevada	34	\$7,997	11	\$8,483	16	\$10,197	18	\$11,447	22	\$11,443
Renown Regional	551	\$4,938	416	\$5,287	365	\$5,634	323	\$6,752	377	\$7,480
Renown S. Meadows	34	\$4,544	217	\$5,540	231	\$6,718	131	\$7,949	133	\$8,142
Saint Mary's	122	\$10,432	137	\$11,185	69	\$11,586	44	\$11,330	0	\$0
Sierra Surgery	174	\$4,736	179	\$5,002	231	\$5,227	0	\$0	0	\$0
<b>Total</b>	<b>915</b>	<b>\$5,731</b>	<b>960</b>	<b>\$6,169</b>	<b>912</b>	<b>\$6,336</b>	<b>516</b>	<b>\$7,610</b>	<b>532</b>	<b>\$7,809</b>
<b>Rural</b>										
Battle Mountain	0	\$0	0	\$0	0	\$0	0	\$0	0	\$0
Boulder City	0	\$0	0	\$0	0	\$0	0	\$0	0	\$0
Carson Valley	13	\$4,464	21	\$9,962	10	\$9,513	7	\$7,886	2	\$4,359
Churchill	6	\$5,146	8	\$5,407	10	\$5,605	10	\$6,037	11	\$5,916
Desert View	1	\$6,091	0	\$0	0	\$0	0	\$0	0	\$0
Grover C. Dils	0	\$0	0	\$0	0	\$0	0	\$0	0	\$0
Humboldt	0	\$0	0	\$0	2	\$5,488	0	\$0	0	\$0
Incline Village	0	\$0	0	\$0	0	\$0	0	\$0	0	\$0
Mesa View	0	\$0	0	\$0	0	\$0	0	\$0	0	\$0
Mount Grant	0	\$0	0	\$0	0	\$0	0	\$0	0	\$0
Northeastern	204	\$6,908	204	\$7,965	227	\$6,852	229	\$6,535	185	\$7,182
Nye	0	\$0	0	\$0	0	\$0	0	\$0	0	\$0
Pershing	0	\$0	0	\$0	0	\$0	0	\$0	0	\$0
South Lyon	0	\$0	0	\$0	0	\$0	0	\$0	0	\$0
William Bee Ririe	0	\$0	0	\$0	0	\$0	1	\$8,590	0	\$0
<b>Total</b>	<b>224</b>	<b>\$6,715</b>	<b>233</b>	<b>\$8,057</b>	<b>249</b>	<b>\$6,898</b>	<b>247</b>	<b>\$6,561</b>	<b>198</b>	<b>\$7,083</b>
<b>All Counties</b>	<b>1,654</b>	<b>\$7,271</b>	<b>1,687</b>	<b>\$8,127</b>	<b>1,561</b>	<b>\$8,086</b>	<b>1,114</b>	<b>\$9,654</b>	<b>1,091</b>	<b>\$10,913</b>

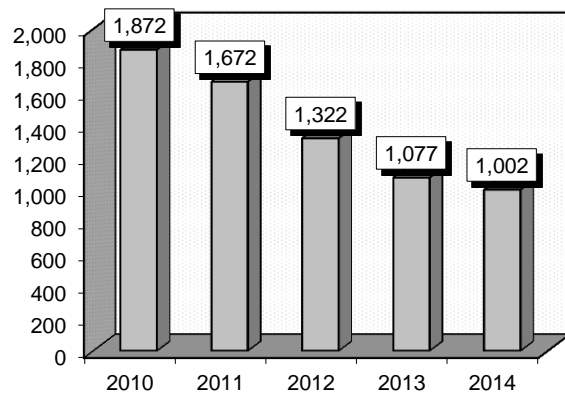
### Tonsil And Adenoid Procedures (00256)

**Diagnoses:** that frequently accompanied Tonsil And Adenoid Procedures were: 1) Hypertrophy of tonsil with adenoids (47410), 2) Chronic tonsillitis (47400), 3) Obstructive sleep apnea (adult)(pediatric) (32723), 4) Hypertrophy of adenoids alone (47412), 5) Unspecified otitis media (3829), 6) Acute tonsillitis (463), 7) Hypertrophy of nasal turbinates (4780), 8) Chronic serous otitis media, simple or unspecified (38110), 9) Chronic adenoiditis (47401), 10) Hypertrophy of tonsils alone (47411).

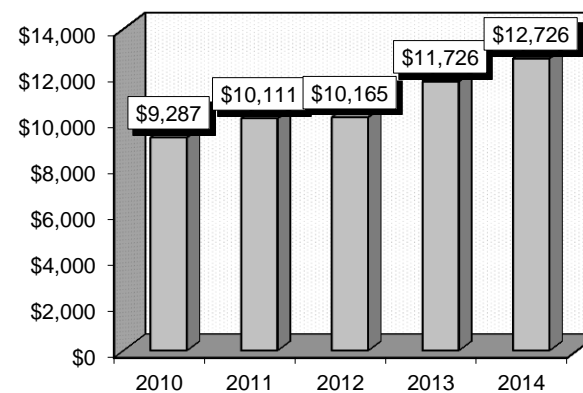
**Definitions:** **Adenoid:** A lymphoid tissue growth located at the back of the nose in the upper part of the throat that when swollen may obstruct normal breathing and make speech difficult. **Hypertrophy:** The enlargement of an organ or tissue from the increase in size of its cells. **Otitis media:** An inflammation or infection of the middle ear, common in early childhood. **Eustachian tube:** The narrow channel that connects the middle ear with the nasopharynx; it serves to equalize pressure on either side of the tympanic membrane (eardrum).

Gender	2010		2011		2012		2013		2014	
	Cases	Avg Bill	Cases	Avg Bill	Cases	Avg Bill	Cases	Avg Bill	Cases	Avg Bill
Male	885	\$9,344	816	\$10,096	657	\$10,369	543	\$11,908	491	\$12,881
Female	987	\$9,236	856	\$10,126	665	\$9,964	534	\$11,541	511	\$12,578
Age Group	Cases	Avg Bill	Cases	Avg Bill	Cases	Avg Bill	Cases	Avg Bill	Cases	Avg Bill
0-17	1,475	\$8,991	1,325	\$9,802	1,023	\$10,057	837	\$11,670	771	\$12,378
18-35	304	\$10,059	259	\$11,035	224	\$10,621	180	\$11,472	170	\$12,910
36-49	59	\$10,955	63	\$12,673	50	\$9,834	39	\$12,926	40	\$15,491
50-64	23	\$13,610	12	\$10,359	19	\$10,551	17	\$15,018	14	\$18,553
65+	11	\$9,800	13	\$10,573	6	\$13,206	4	\$9,266	7	\$19,177
<b>Total</b>	<b>1,872</b>	<b>\$9,287</b>	<b>1,672</b>	<b>\$10,111</b>	<b>1,322</b>	<b>\$10,165</b>	<b>1,077</b>	<b>\$11,726</b>	<b>1,002</b>	<b>\$12,726</b>

**Patient Discharges**



**Average Billed Charges**



County / Hospital	2010		2011		2012		2013		2014	
	Cases	Avg Bill	Cases	Avg Bill	Cases	Avg Bill	Cases	Avg Bill	Cases	Avg Bill
<b>Clark</b>										
Centennial Hills	41	\$16,707	67	\$18,849	44	\$20,704	34	\$24,877	25	\$26,760
Desert Springs	40	\$17,955	33	\$20,739	10	\$25,517	6	\$28,743	9	\$31,140
Mountain View	0	\$0	0	\$0	0	\$0	0	\$0	0	\$0
North Vista	0	\$0	0	\$0	0	\$0	0	\$0	0	\$0
Southern Hills	0	\$0	0	\$0	0	\$0	0	\$0	0	\$0
Spring Valley	9	\$16,587	9	\$18,419	6	\$18,823	14	\$22,314	46	\$23,606
St. Rose-Rose de Lima	1	\$13,818	0	\$0	0	\$0	0	\$0	0	\$0
St. Rose-San Martin	56	\$9,489	50	\$9,885	35	\$10,228	24	\$10,891	24	\$13,571
St. Rose-Siena	351	\$9,222	278	\$10,254	200	\$10,727	208	\$12,282	148	\$13,062
Summerlin	82	\$15,736	113	\$17,082	98	\$17,920	117	\$21,731	111	\$22,222
Sunrise	0	\$0	0	\$0	0	\$0	0	\$0	0	\$0
UMC	138	\$8,638	95	\$8,021	84	\$9,705	50	\$8,347	94	\$9,359
Valley	1	\$13,093	0	\$0	0	\$0	0	\$0	0	\$0
<b>Total</b>	<b>719</b>	<b>\$10,890</b>	<b>645</b>	<b>\$12,636</b>	<b>477</b>	<b>\$13,321</b>	<b>453</b>	<b>\$15,688</b>	<b>457</b>	<b>\$16,718</b>
<b>Washoe</b>										
Carson Tahoe	0	\$0	0	\$0	0	\$0	0	\$0	0	\$0
Northern Nevada	67	\$9,285	21	\$10,207	29	\$11,004	30	\$12,428	24	\$11,609
Renown Regional	426	\$6,782	368	\$7,136	366	\$7,930	348	\$9,131	344	\$10,184
Renown S. Meadows	32	\$6,204	42	\$6,544	24	\$6,942	24	\$6,899	22	\$8,138
Saint Mary's	298	\$12,279	253	\$12,515	115	\$13,514	56	\$12,754	0	\$0
Sierra Surgery	155	\$6,699	133	\$6,874	132	\$7,348	0	\$0	0	\$0
<b>Total</b>	<b>978</b>	<b>\$8,596</b>	<b>817</b>	<b>\$8,808</b>	<b>666</b>	<b>\$8,877</b>	<b>458</b>	<b>\$9,673</b>	<b>390</b>	<b>\$10,156</b>
<b>Rural</b>										
Battle Mountain	0	\$0	0	\$0	0	\$0	0	\$0	0	\$0
Boulder City	0	\$0	0	\$0	0	\$0	0	\$0	0	\$0
Carson Valley	26	\$4,319	11	\$6,360	12	\$7,196	2	\$6,664	0	\$0
Churchill	11	\$9,150	17	\$9,290	16	\$9,132	18	\$9,780	20	\$11,100
Desert View	0	\$0	0	\$0	0	\$0	0	\$0	0	\$0
Grover C. Dils	0	\$0	0	\$0	0	\$0	0	\$0	0	\$0
Humboldt	0	\$0	0	\$0	0	\$0	0	\$0	0	\$0
Incline Village	0	\$0	0	\$0	0	\$0	0	\$0	0	\$0
Mesa View	0	\$0	0	\$0	0	\$0	0	\$0	0	\$0
Mount Grant	0	\$0	0	\$0	0	\$0	0	\$0	0	\$0
Northeastern	137	\$6,766	181	\$7,304	151	\$6,226	146	\$6,183	135	\$6,877
Nye	0	\$0	0	\$0	0	\$0	0	\$0	0	\$0
Pershing	0	\$0	0	\$0	0	\$0	0	\$0	0	\$0
South Lyon	0	\$0	0	\$0	0	\$0	0	\$0	0	\$0
William Bee Ririe	1	\$9,021	1	\$9,953	0	\$0	0	\$0	0	\$0
<b>Total</b>	<b>175</b>	<b>\$6,565</b>	<b>210</b>	<b>\$7,428</b>	<b>179</b>	<b>\$6,551</b>	<b>166</b>	<b>\$6,579</b>	<b>155</b>	<b>\$7,422</b>
<b>All Counties</b>	<b>1,872</b>	<b>\$9,287</b>	<b>1,672</b>	<b>\$10,111</b>	<b>1,322</b>	<b>\$10,165</b>	<b>1,077</b>	<b>\$11,726</b>	<b>1,002</b>	<b>\$12,726</b>

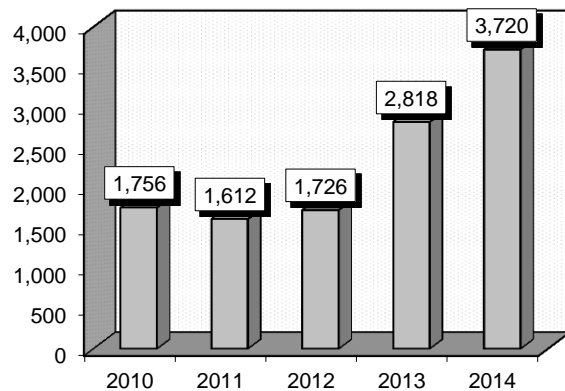
### Level I Pathology (00390)

**Diagnoses:** that frequently accompanied Level I Pathology were: 1) Diabetes mellitus without mention of complication, type II or unspecified type, not stated as uncontrolled (25000), 2) Tobacco use disorder (3051), 3) Calculus of gallbladder with other cholecystitis, without mention of obstruction (57410), 4) Diffuse cystic mastopathy (6101), 5) Unspecified acquired hypothyroidism (2449), 6) Carcinoma in situ of breast (2330), 7) Benign neoplasm of breast (217), 8) Malignant neoplasm of breast (female), unspecified (1749).

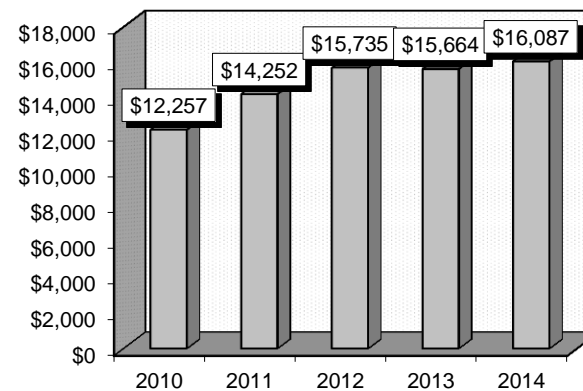
**Definitions: LEVEL:** Type of evidence used in the selection of certain courses of treatment. I - Randomized controlled trials, II - case-control studies, III - opinions of expert panels. **Cholecystitis:** Inflammation of the gallbladder. **Cystic mastopathy:** Benign breast changes, manifested by swelling, indurated nodules or cysts. **Hypothyroidism:** Diminished production of thyroid hormone, leading to clinical manifestations of thyroid insufficiency, including low metabolic rate, tendency to gain weight, somnolence, and sometimes myxedema. **Carcinoma:** Cancer that begins in the skin or in tissues that line or cover body organs.

Gender	2010		2011		2012		2013		2014	
	Cases	Avg Bill	Cases	Avg Bill	Cases	Avg Bill	Cases	Avg Bill	Cases	Avg Bill
Male	774	\$12,556	721	\$14,848	812	\$15,979	1,216	\$16,317	1,751	\$16,457
Female	982	\$12,021	891	\$13,770	914	\$15,519	1,602	\$15,169	1,969	\$15,757
Age Group	Cases	Avg Bill	Cases	Avg Bill	Cases	Avg Bill	Cases	Avg Bill	Cases	Avg Bill
0-17	468	\$10,890	383	\$11,836	401	\$12,631	425	\$13,037	574	\$13,979
18-35	179	\$12,664	140	\$14,132	139	\$15,977	342	\$14,595	493	\$16,024
36-49	252	\$12,178	202	\$14,173	230	\$16,171	377	\$16,607	492	\$17,002
50-64	407	\$12,609	399	\$14,614	403	\$17,305	679	\$15,724	1,031	\$15,150
65+	450	\$13,240	488	\$15,921	553	\$16,600	995	\$16,757	1,130	\$17,640
<b>Total</b>	<b>1,756</b>	<b>\$12,257</b>	<b>1,612</b>	<b>\$14,252</b>	<b>1,726</b>	<b>\$15,735</b>	<b>2,818</b>	<b>\$15,664</b>	<b>3,720</b>	<b>\$16,087</b>

Patient Discharges



Average Billed Charges



County / Hospital	2010		2011		2012		2013		2014	
	Cases	Avg Bill	Cases	Avg Bill	Cases	Avg Bill	Cases	Avg Bill	Cases	Avg Bill
<b>Clark</b>										
Centennial Hills	0	\$0	0	\$0	0	\$0	0	\$0	0	\$0
Desert Springs	1	\$18,235	0	\$0	0	\$0	0	\$0	0	\$0
Mountain View	329	\$12,112	323	\$14,974	352	\$17,064	418	\$20,166	491	\$23,964
North Vista	50	\$17,020	18	\$15,916	0	\$0	1	\$6,046	3	\$28,292
Southern Hills	241	\$12,094	287	\$13,400	290	\$14,650	300	\$16,199	391	\$16,963
Spring Valley	0	\$0	0	\$0	0	\$0	0	\$0	1	\$51,247
St. Rose-Rose de Lima	0	\$0	0	\$0	4	\$10,415	2	\$14,970	8	\$32,435
St. Rose-San Martin	0	\$0	1	\$44,697	2	\$29,878	3	\$17,485	13	\$13,611
St. Rose-Siena	0	\$0	2	\$9,807	5	\$11,542	8	\$17,728	11	\$12,870
Summerlin	1	\$15,331	2	\$31,037	2	\$22,036	0	\$0	3	\$20,427
Sunrise	1,018	\$12,503	903	\$14,392	959	\$16,223	873	\$18,425	970	\$20,907
UMC	5	\$5,067	28	\$8,585	40	\$7,924	19	\$5,077	305	\$4,190
Valley	0	\$0	1	\$16,669	0	\$0	1	\$34,560	0	\$0
<b>Total</b>	<b>1,645</b>	<b>\$12,485</b>	<b>1,565</b>	<b>\$14,280</b>	<b>1,654</b>	<b>\$15,921</b>	<b>1,625</b>	<b>\$18,299</b>	<b>2,196</b>	<b>\$18,548</b>
<b>Washoe</b>										
Carson Tahoe	14	\$21,288	16	\$20,334	7	\$21,961	1	\$19,600	7	\$21,670
Northern Nevada	0	\$0	0	\$0	0	\$0	0	\$0	1	\$10,309
Renown Regional	5	\$9,167	2	\$10,040	0	\$0	0	\$0	12	\$7,270
Renown S. Meadows	3	\$10,505	1	\$6,420	0	\$0	0	\$0	0	\$0
Saint Mary's	0	\$0	0	\$0	2	\$18,923	117	\$18,135	362	\$18,026
Sierra Surgery	18	\$8,117	22	\$9,758	27	\$10,260	1,045	\$11,400	1,042	\$11,256
<b>Total</b>	<b>40</b>	<b>\$13,037</b>	<b>41</b>	<b>\$13,818</b>	<b>36</b>	<b>\$13,017</b>	<b>1,163</b>	<b>\$12,085</b>	<b>1,424</b>	<b>\$12,994</b>
<b>Rural</b>										
Battle Mountain	0	\$0	0	\$0	0	\$0	0	\$0	0	\$0
Boulder City	0	\$0	0	\$0	0	\$0	0	\$0	0	\$0
Carson Valley	0	\$0	0	\$0	0	\$0	0	\$0	13	\$6,089
Churchill	0	\$0	0	\$0	0	\$0	0	\$0	39	\$3,988
Desert View	0	\$0	0	\$0	0	\$0	0	\$0	0	\$0
Grover C. Dils	0	\$0	0	\$0	0	\$0	0	\$0	0	\$0
Humboldt	0	\$0	0	\$0	0	\$0	0	\$0	16	\$3,695
Incline Village	0	\$0	0	\$0	0	\$0	0	\$0	0	\$0
Mesa View	68	\$6,407	0	\$0	34	\$10,155	28	\$12,252	24	\$11,026
Mount Grant	0	\$0	0	\$0	0	\$0	0	\$0	0	\$0
Northeastern	0	\$0	0	\$0	0	\$0	0	\$0	5	\$3,005
Nye	0	\$0	0	\$0	0	\$0	0	\$0	0	\$0
Pershing	0	\$0	0	\$0	0	\$0	0	\$0	0	\$0
South Lyon	0	\$0	0	\$0	0	\$0	0	\$0	0	\$0
William Bee Ririe	3	\$9,250	6	\$10,068	2	\$6,117	2	\$4,399	3	\$11,372
<b>Total</b>	<b>71</b>	<b>\$6,527</b>	<b>6</b>	<b>\$10,068</b>	<b>36</b>	<b>\$9,931</b>	<b>30</b>	<b>\$11,728</b>	<b>100</b>	<b>\$6,076</b>
<b>All Counties</b>	<b>1,756</b>	<b>\$12,257</b>	<b>1,612</b>	<b>\$14,252</b>	<b>1,726</b>	<b>\$15,735</b>	<b>2,818</b>	<b>\$15,664</b>	<b>3,720</b>	<b>\$16,087</b>

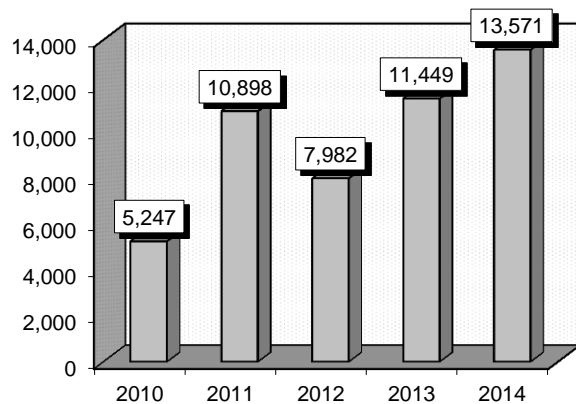
### Echocardiography (00081)

**Diagnoses:** that frequently accompanied Echocardiography were: 1) Unspecified essential hypertension (4019), 2) Mitral valve disorders (4240), 3) Cardiomegaly (4293), 4) Diseases of tricuspid valve (3970), 5) Atrial fibrillation (42731), 6) Chest pain, unspecified (78650), 7) Aortic valve disorders (4241), 8) Shortness of breath (78605), 9) Palpitations (7851), 10) Atherosclerosis of aorta (4400), 11) Congestive heart failure, unspecified (4280).

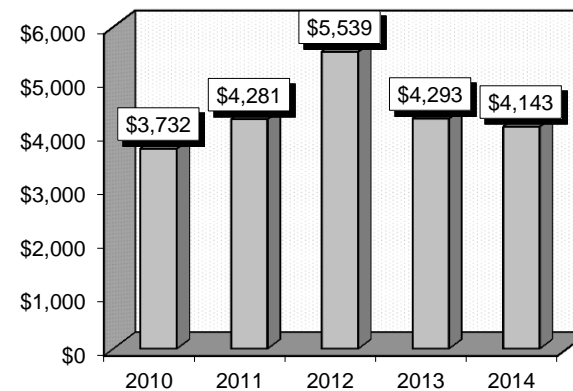
**Definitions:** **Hypertension:** High blood pressure. **Mitral valve:** A valve of the heart, composed of two triangular flaps, that is located between the left atrium and left ventricle and regulates blood flow between these chambers. **Cardiomegaly:** Abnormal enlargement of the heart from either hypertrophy or dilatation. **Tricuspid valve:** The three-segmented valve of the heart that keeps blood in the right ventricle from flowing back into the right atrium. **Aortic valve:** The semilunar valve separating the aorta from the left ventricle that prevents blood from flowing back into the left ventricle. **Palpitations:** A sensation in which a person is aware of an irregular, hard, or rapid heartbeat. **Atherosclerosis:** The build up of a waxy plaque on the inside of blood vessels.

Gender	2010		2011		2012		2013		2014	
	Cases	Avg Bill	Cases	Avg Bill	Cases	Avg Bill	Cases	Avg Bill	Cases	Avg Bill
Male	2,359	\$3,979	5,234	\$4,620	3,905	\$5,835	5,641	\$4,264	6,503	\$4,373
Female	2,888	\$3,531	5,664	\$3,967	4,077	\$5,254	5,808	\$4,321	7,068	\$3,932
Age Group	Cases	Avg Bill	Cases	Avg Bill	Cases	Avg Bill	Cases	Avg Bill	Cases	Avg Bill
0-17	146	\$9,295	169	\$21,215	229	\$25,228	212	\$30,242	189	\$38,681
18-35	367	\$3,561	648	\$4,351	520	\$4,962	745	\$3,779	852	\$4,025
36-49	797	\$3,392	1,238	\$3,896	1,067	\$4,324	1,345	\$4,083	1,479	\$4,187
50-64	1,777	\$3,400	2,942	\$4,037	2,478	\$4,704	3,478	\$3,674	3,761	\$3,548
65+	2,160	\$3,785	5,901	\$3,990	3,688	\$5,309	5,669	\$3,820	7,290	\$3,559
<b>Total</b>	<b>5,247</b>	<b>\$3,732</b>	<b>10,898</b>	<b>\$4,281</b>	<b>7,982</b>	<b>\$5,539</b>	<b>11,449</b>	<b>\$4,293</b>	<b>13,571</b>	<b>\$4,143</b>

Patient Discharges



Average Billed Charges





County / Hospital	2010		2011		2012		2013		2014	
	Cases	Avg Bill	Cases	Avg Bill	Cases	Avg Bill	Cases	Avg Bill	Cases	Avg Bill
<b>Clark</b>										
Centennial Hills	77	\$5,135	70	\$6,385	43	\$6,795	38	\$7,176	42	\$8,246
Desert Springs	141	\$5,590	137	\$8,109	94	\$6,786	90	\$7,131	96	\$8,361
Mountain View	48	\$5,783	60	\$11,660	88	\$13,440	124	\$13,942	160	\$13,679
North Vista	23	\$8,686	17	\$8,908	26	\$6,835	14	\$7,483	20	\$5,806
Southern Hills	30	\$3,829	30	\$2,896	44	\$2,495	58	\$4,682	57	\$6,200
Spring Valley	29	\$5,419	39	\$7,404	32	\$7,720	56	\$7,092	55	\$8,378
St. Rose-Rose de Lima	29	\$5,594	33	\$8,384	44	\$7,168	38	\$9,504	49	\$43,314
St. Rose-San Martin	93	\$6,454	157	\$13,392	178	\$14,594	98	\$15,444	96	\$13,043
St. Rose-Siena	210	\$6,010	269	\$10,215	286	\$13,650	263	\$19,097	239	\$16,286
Summerlin	166	\$4,735	180	\$6,122	154	\$6,753	115	\$7,007	148	\$8,427
Sunrise	153	\$16,411	234	\$27,247	371	\$28,815	302	\$32,055	416	\$35,179
UMC	759	\$3,301	906	\$3,594	853	\$3,924	1,144	\$4,397	440	\$4,846
Valley	26	\$5,296	56	\$7,881	58	\$7,887	31	\$8,842	30	\$7,962
<b>Total</b>	<b>1,784</b>	<b>\$5,548</b>	<b>2,188</b>	<b>\$8,723</b>	<b>2,271</b>	<b>\$11,008</b>	<b>2,371</b>	<b>\$11,010</b>	<b>1,848</b>	<b>\$16,119</b>
<b>Washoe</b>										
Carson Tahoe	26	\$3,593	85	\$3,358	130	\$2,510	74	\$6,037	55	\$4,688
Northern Nevada	129	\$2,172	594	\$2,422	255	\$2,690	1,017	\$1,888	1,188	\$1,661
Renown Regional	428	\$3,918	3,372	\$3,609	1,251	\$3,907	3,350	\$1,983	4,692	\$1,927
Renown S. Meadows	364	\$3,234	701	\$3,512	60	\$3,861	351	\$1,721	829	\$1,675
Saint Mary's	1,002	\$2,861	1,798	\$2,539	1,967	\$2,586	2,603	\$2,105	3,335	\$1,788
Sierra Surgery	0	\$0	0	\$0	0	\$0	0	\$0	0	\$0
<b>Total</b>	<b>1,949</b>	<b>\$3,127</b>	<b>6,550</b>	<b>\$3,194</b>	<b>3,663</b>	<b>\$3,063</b>	<b>7,395</b>	<b>\$2,041</b>	<b>10,099</b>	<b>\$1,844</b>
<b>Rural</b>										
Battle Mountain	0	\$0	0	\$0	0	\$0	0	\$0	0	\$0
Boulder City	76	\$1,157	23	\$1,465	11	\$1,515	19	\$3,909	0	\$0
Carson Valley	241	\$3,602	215	\$3,047	154	\$2,762	183	\$2,868	219	\$2,833
Churchill	340	\$2,450	338	\$2,543	394	\$2,559	366	\$2,663	423	\$2,670
Desert View	135	\$1,706	473	\$5,403	605	\$7,279	450	\$10,182	472	\$10,392
Grover C. Dils	11	\$1,220	9	\$1,583	16	\$1,602	21	\$2,062	17	\$1,509
Humboldt	86	\$2,305	266	\$2,445	265	\$2,831	240	\$2,599	167	\$2,502
Incline Village	0	\$0	0	\$0	0	\$0	0	\$0	0	\$0
Mesa View	100	\$1,374	174	\$1,533	165	\$1,748	129	\$1,742	204	\$1,792
Mount Grant	0	\$0	0	\$0	0	\$0	0	\$0	0	\$0
Northeastern	244	\$2,300	280	\$2,604	196	\$2,662	178	\$2,787	122	\$2,889
Nye	256	\$2,448	356	\$2,375	242	\$2,276	95	\$4,278	0	\$0
Pershing	25	\$1,439	26	\$1,134	0	\$0	2	\$796	0	\$0
South Lyon	0	\$0	0	\$0	0	\$0	0	\$0	0	\$0
William Bee Ririe	0	\$0	0	\$0	0	\$0	0	\$0	0	\$0
<b>Total</b>	<b>1,514</b>	<b>\$2,373</b>	<b>2,160</b>	<b>\$3,074</b>	<b>2,048</b>	<b>\$3,902</b>	<b>1,683</b>	<b>\$4,725</b>	<b>1,624</b>	<b>\$4,813</b>
<b>All Counties</b>	<b>5,247</b>	<b>\$3,732</b>	<b>10,898</b>	<b>\$4,281</b>	<b>7,982</b>	<b>\$5,539</b>	<b>11,449</b>	<b>\$4,293</b>	<b>13,571</b>	<b>\$4,143</b>

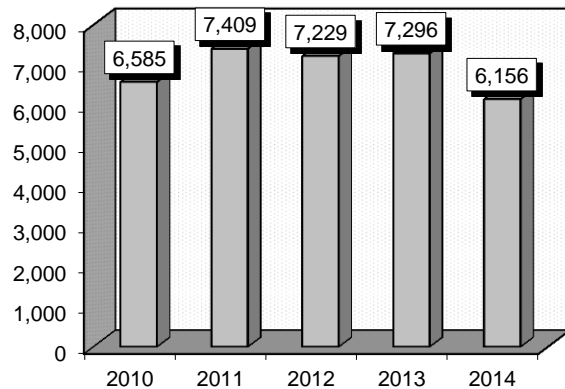
### Diagnostic Upper GI Endoscopy Or Intubation (00134)

**Diagnoses:** that frequently accompanied Diagnostic Upper GI Endoscopy Or Intubation were: 1) Atrophic gastritis, without mention of hemorrhage (53510), 2) Internal hemorrhoids without mention of complication (4550), 3) Diaphragmatic hernia without mention of obstruction or gangrene (5533), 4) Esophageal reflux (53081), 5) Diverticulosis of colon (without mention of hemorrhage) (56210), 6) Other esophagitis (53019), 7) Benign neoplasm of colon (2113), 8) Helicobacter pylori [H. pylori] (04186).

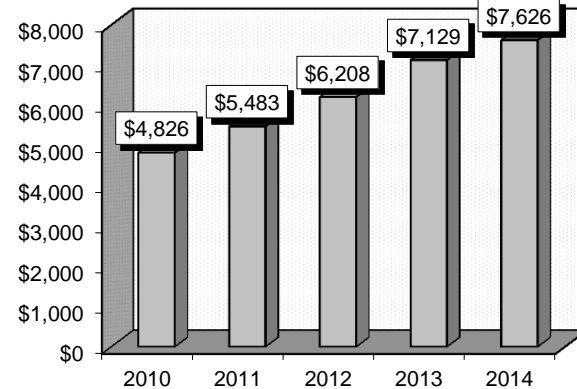
**Definitions:** **Atrophic gastritis:** A process of chronic inflammation of the stomach mucosa, leading to loss of gastric glandular cells and their eventual replacement by intestinal and fibrous tissues. **Diaphragmatic hernia:** Protrusion of some of the contents of the abdomen through an opening in the diaphragm and into the chest cavity. **Diverticulosis:** The presence of diverticula in the absence of inflammation. **Esophagitis:** Inflammation of the esophagus.

Gender	2010		2011		2012		2013		2014	
	Cases	Avg Bill	Cases	Avg Bill	Cases	Avg Bill	Cases	Avg Bill	Cases	Avg Bill
Male	2,618	\$4,849	3,041	\$5,467	2,901	\$6,276	2,867	\$7,142	2,428	\$7,632
Female	3,967	\$4,811	4,368	\$5,494	4,328	\$6,162	4,429	\$7,121	3,728	\$7,622
Age Group	Cases	Avg Bill	Cases	Avg Bill	Cases	Avg Bill	Cases	Avg Bill	Cases	Avg Bill
0-17	437	\$6,101	475	\$7,018	543	\$7,273	527	\$8,241	569	\$8,365
18-35	704	\$4,772	785	\$5,430	772	\$6,140	682	\$6,895	641	\$7,373
36-49	1,298	\$4,766	1,401	\$5,321	1,258	\$6,038	1,319	\$7,176	1,128	\$7,647
50-64	1,992	\$4,723	2,303	\$5,366	2,212	\$6,113	2,257	\$7,070	1,828	\$7,535
65+	2,154	\$4,717	2,445	\$5,405	2,444	\$6,166	2,511	\$6,988	1,990	\$7,568
<b>Total</b>	<b>6,585</b>	<b>\$4,826</b>	<b>7,409</b>	<b>\$5,483</b>	<b>7,229</b>	<b>\$6,208</b>	<b>7,296</b>	<b>\$7,129</b>	<b>6,156</b>	<b>\$7,626</b>

Patient Discharges



Average Billed Charges



County / Hospital	2010		2011		2012		2013		2014	
	Cases	Avg Bill	Cases	Avg Bill	Cases	Avg Bill	Cases	Avg Bill	Cases	Avg Bill
<b>Clark</b>										
Centennial Hills	314	\$5,499	419	\$6,039	471	\$7,558	388	\$9,500	536	\$10,354
Desert Springs	896	\$4,807	1,123	\$5,320	876	\$6,277	1,359	\$7,810	1,284	\$8,286
Mountain View	0	\$0	0	\$0	0	\$0	0	\$0	0	\$0
North Vista	0	\$0	0	\$0	1	\$11,575	4	\$9,805	241	\$7,819
Southern Hills	0	\$0	0	\$0	0	\$0	0	\$0	0	\$0
Spring Valley	630	\$4,911	750	\$5,389	643	\$8,022	605	\$10,048	403	\$9,023
St. Rose-Rose de Lima	408	\$4,688	391	\$5,366	354	\$5,802	277	\$6,233	230	\$5,837
St. Rose-San Martin	753	\$4,145	729	\$5,254	823	\$5,651	615	\$5,933	428	\$7,109
St. Rose-Siena	648	\$3,626	642	\$4,063	630	\$4,526	676	\$5,273	707	\$5,784
Summerlin	1,526	\$5,298	1,958	\$5,937	2,191	\$6,155	1,839	\$7,068	1,502	\$7,565
Sunrise	0	\$0	0	\$0	0	\$0	0	\$0	0	\$0
UMC	0	\$0	2	\$7,831	2	\$3,663	655	\$5,549	1	\$33,454
Valley	733	\$4,823	732	\$5,062	628	\$5,371	484	\$6,522	551	\$6,545
<b>Total</b>	<b>5,908</b>	<b>\$4,762</b>	<b>6,746</b>	<b>\$5,400</b>	<b>6,619</b>	<b>\$6,141</b>	<b>6,902</b>	<b>\$7,121</b>	<b>5,883</b>	<b>\$7,681</b>
<b>Washoe</b>										
Carson Tahoe	74	\$6,799	56	\$6,916	38	\$7,623	31	\$9,595	21	\$5,927
Northern Nevada	46	\$4,266	58	\$4,142	16	\$5,451	0	\$0	0	\$0
Renown Regional	27	\$4,039	26	\$4,261	29	\$4,873	17	\$5,656	17	\$4,967
Renown S. Meadows	128	\$6,668	144	\$7,672	120	\$7,889	108	\$7,559	96	\$8,393
Saint Mary's	215	\$6,874	239	\$8,300	245	\$9,003	126	\$9,403	0	\$0
Sierra Surgery	0	\$0	0	\$0	0	\$0	0	\$0	0	\$0
<b>Total</b>	<b>490</b>	<b>\$6,408</b>	<b>523</b>	<b>\$7,317</b>	<b>448</b>	<b>\$8,193</b>	<b>282</b>	<b>\$8,492</b>	<b>134</b>	<b>\$7,572</b>
<b>Rural</b>										
Battle Mountain	0	\$0	9	\$1,821	5	\$1,923	0	\$0	0	\$0
Boulder City	76	\$2,862	0	\$0	0	\$0	0	\$0	0	\$0
Carson Valley	0	\$0	0	\$0	0	\$0	1	\$2,780	0	\$0
Churchill	0	\$0	1	\$152	7	\$1,154	0	\$0	4	\$411
Desert View	0	\$0	0	\$0	1	\$8,764	0	\$0	1	\$41,145
Grover C. Dils	0	\$0	0	\$0	0	\$0	0	\$0	0	\$0
Humboldt	3	\$917	44	\$1,841	28	\$1,664	0	\$0	0	\$0
Incline Village	0	\$0	0	\$0	0	\$0	0	\$0	0	\$0
Mesa View	0	\$0	0	\$0	51	\$5,188	39	\$5,383	51	\$7,007
Mount Grant	25	\$2,691	48	\$2,880	50	\$2,863	42	\$2,948	38	\$2,763
Northeastern	0	\$0	0	\$0	0	\$0	0	\$0	0	\$0
Nye	0	\$0	7	\$2,581	8	\$3,406	0	\$0	0	\$0
Pershing	79	\$2,664	0	\$0	0	\$0	0	\$0	0	\$0
South Lyon	0	\$0	0	\$0	0	\$0	0	\$0	0	\$0
William Bee Ririe	4	\$2,652	31	\$3,647	12	\$4,060	30	\$4,561	45	\$5,326
<b>Total</b>	<b>187</b>	<b>\$2,720</b>	<b>140</b>	<b>\$2,621</b>	<b>162</b>	<b>\$3,437</b>	<b>112</b>	<b>\$4,227</b>	<b>139</b>	<b>\$5,358</b>
<b>All Counties</b>	<b>6,585</b>	<b>\$4,826</b>	<b>7,409</b>	<b>\$5,483</b>	<b>7,229</b>	<b>\$6,208</b>	<b>7,296</b>	<b>\$7,129</b>	<b>6,156</b>	<b>\$7,626</b>

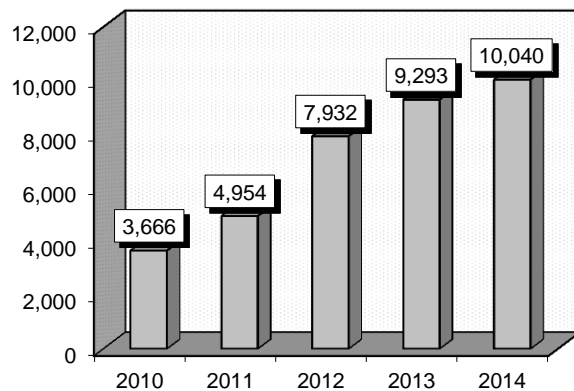
### Level I Fetal Procedures (00191)

**Diagnoses:** that frequently accompanied Level I Fetal Procedures were: 1) Threatened premature labor, antepartum condition or complication (64403), 2) Decreased fetal movements, affecting management of mother, antepartum condition or complication (65573), 3) Abdominal pain, unspecified site (78900), 4) Premature rupture of membranes, antepartum condition or complication (65813), 5) Spotting complicating pregnancy, antepartum condition or complication (64953), 6) Abnormal glucose tolerance of mother, antepartum condition or complication (64883), 7) Leukorrhea, not specified as infective (6235), 8) Unspecified antepartum hemorrhage, antepartum condition or complication (64193).

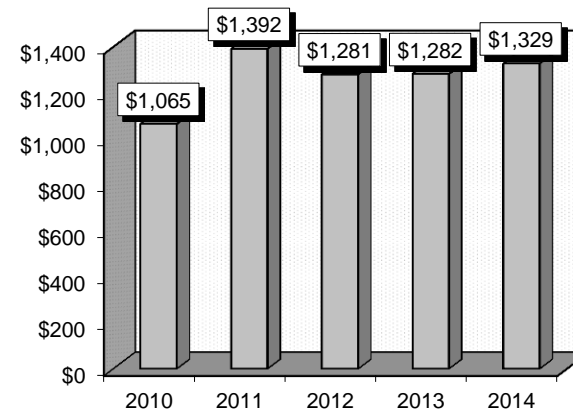
**Definitions:** **LEVEL:** Type of evidence used in the selection of certain courses of treatment. I - Randomized controlled trials, II - case-control studies, III - opinions of expert panels. **Antepartum:** Occurring in the period before childbirth. **Leukorrhea:** A white to yellow viscid discharge from the vagina or uterine cavity, which may be a symptom of a disorder either in the reproductive organs or elsewhere in the body. **Hemorrhage:** An escape of blood from the blood vessels, especially when excessive.

Gender	2010		2011		2012		2013		2014	
	Cases	Avg Bill	Cases	Avg Bill	Cases	Avg Bill	Cases	Avg Bill	Cases	Avg Bill
Male	0	\$0	0	\$0	0	\$0	1	\$443	0	\$0
Female	3,666	\$1,065	4,954	\$1,392	7,932	\$1,281	9,292	\$1,282	10,040	\$1,329
Age Group	Cases	Avg Bill	Cases	Avg Bill	Cases	Avg Bill	Cases	Avg Bill	Cases	Avg Bill
0-17	160	\$974	190	\$1,530	245	\$1,408	258	\$1,309	213	\$1,141
18-35	3,180	\$1,064	4,285	\$1,385	6,912	\$1,268	8,199	\$1,283	8,881	\$1,328
36-49	325	\$1,114	479	\$1,401	775	\$1,355	835	\$1,271	945	\$1,377
50-64	1	\$3,614	0	\$0	0	\$0	1	\$443	1	\$1,198
65+	0	\$0	0	\$0	0	\$0	0	\$0	0	\$0
<b>Total</b>	<b>3,666</b>	<b>\$1,065</b>	<b>4,954</b>	<b>\$1,392</b>	<b>7,932</b>	<b>\$1,281</b>	<b>9,293</b>	<b>\$1,282</b>	<b>10,040</b>	<b>\$1,329</b>

Patient Discharges



Average Billed Charges



County / Hospital	2010		2011		2012		2013		2014	
	Cases	Avg Bill	Cases	Avg Bill	Cases	Avg Bill	Cases	Avg Bill	Cases	Avg Bill
<b>Clark</b>										
Centennial Hills	1	\$818	66	\$1,558	57	\$1,610	34	\$1,543	496	\$1,847
Desert Springs	0	\$0	0	\$0	0	\$0	0	\$0	0	\$0
Mountain View	0	\$0	25	\$656	63	\$685	69	\$774	59	\$729
North Vista	0	\$0	0	\$0	0	\$0	0	\$0	0	\$0
Southern Hills	21	\$560	78	\$550	57	\$724	53	\$816	23	\$815
Spring Valley	46	\$1,113	57	\$1,188	650	\$1,769	1,396	\$1,765	2,179	\$1,938
St. Rose-Rose de Lima	0	\$0	0	\$0	0	\$0	0	\$0	0	\$0
St. Rose-San Martin	0	\$0	0	\$0	3	\$3,169	0	\$0	0	\$0
St. Rose-Siena	0	\$0	0	\$0	0	\$0	2	\$4,353	0	\$0
Summerlin	86	\$1,223	76	\$1,265	87	\$1,190	136	\$1,491	416	\$2,051
Sunrise	12	\$5,324	17	\$2,689	23	\$613	18	\$399	6	\$3,472
UMC	1,954	\$911	1,781	\$1,061	1,822	\$1,173	1,933	\$1,082	1,902	\$1,280
Valley	338	\$1,780	2,054	\$1,847	1,617	\$2,019	1,549	\$2,126	406	\$2,347
<b>Total</b>	<b>2,458</b>	<b>\$1,064</b>	<b>4,154</b>	<b>\$1,458</b>	<b>4,379</b>	<b>\$1,566</b>	<b>5,190</b>	<b>\$1,583</b>	<b>5,487</b>	<b>\$1,724</b>
<b>Washoe</b>										
Carson Tahoe	114	\$1,077	151	\$1,194	135	\$1,432	304	\$594	325	\$478
Northern Nevada	0	\$0	0	\$0	0	\$0	0	\$0	0	\$0
Renown Regional	467	\$1,229	130	\$1,012	2,867	\$830	3,355	\$851	3,363	\$841
Renown S. Meadows	0	\$0	0	\$0	0	\$0	0	\$0	0	\$0
Saint Mary's	327	\$894	99	\$974	75	\$1,563	75	\$1,343	475	\$1,056
Sierra Surgery	0	\$0	0	\$0	0	\$0	0	\$0	0	\$0
<b>Total</b>	<b>908</b>	<b>\$1,089</b>	<b>380</b>	<b>\$1,074</b>	<b>3,077</b>	<b>\$874</b>	<b>3,734</b>	<b>\$840</b>	<b>4,163</b>	<b>\$837</b>
<b>Rural</b>										
Battle Mountain	0	\$0	0	\$0	0	\$0	0	\$0	0	\$0
Boulder City	0	\$0	0	\$0	0	\$0	0	\$0	0	\$0
Carson Valley	0	\$0	0	\$0	0	\$0	0	\$0	0	\$0
Churchill	160	\$408	226	\$454	218	\$389	125	\$441	166	\$533
Desert View	0	\$0	0	\$0	0	\$0	0	\$0	0	\$0
Grover C. Dils	0	\$0	0	\$0	0	\$0	0	\$0	0	\$0
Humboldt	0	\$0	37	\$192	15	\$301	2	\$168	1	\$168
Incline Village	0	\$0	0	\$0	0	\$0	0	\$0	0	\$0
Mesa View	64	\$1,184	73	\$1,705	111	\$1,564	61	\$1,389	58	\$1,348
Mount Grant	0	\$0	0	\$0	0	\$0	0	\$0	0	\$0
Northeastern	75	\$2,136	84	\$2,351	110	\$2,885	101	\$2,943	104	\$1,288
Nye	0	\$0	0	\$0	0	\$0	0	\$0	0	\$0
Pershing	0	\$0	0	\$0	0	\$0	0	\$0	0	\$0
South Lyon	0	\$0	0	\$0	0	\$0	0	\$0	0	\$0
William Bee Ririe	1	\$553	0	\$0	22	\$1,615	80	\$1,590	61	\$1,483
<b>Total</b>	<b>300</b>	<b>\$1,006</b>	<b>420</b>	<b>\$1,028</b>	<b>476</b>	<b>\$1,294</b>	<b>369</b>	<b>\$1,530</b>	<b>390</b>	<b>\$1,003</b>
<b>All Counties</b>	<b>3,666</b>	<b>\$1,065</b>	<b>4,954</b>	<b>\$1,392</b>	<b>7,932</b>	<b>\$1,281</b>	<b>9,293</b>	<b>\$1,282</b>	<b>10,040</b>	<b>\$1,329</b>

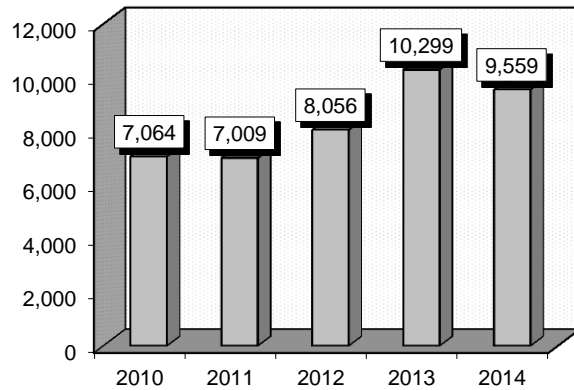
### Physical Therapy (00271)

**Diagnoses:** that frequently accompanied Physical Therapy were: 1) Lumbago (7242), 2) Pain in joint, shoulder region (71941), 3) Backache, unspecified (7245), 4) Cervicalgia (7231), 5) Pain in joint, lower leg (71946), 6) Pain in joint, pelvic region and thigh (71945), 7) Knee joint replacement (V4365), 8) Sciatica (7243), 9) Rotator cuff (capsule) sprain (8404), 10) Degeneration of lumbar or lumbosacral intervertebral disc (72252).

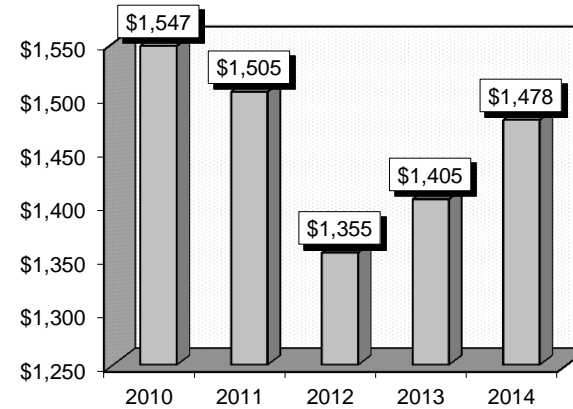
**Definitions:** **Lumbago:** An older, non-medical term used to describe lower back pain or back pain in general. **Cervicalgia:** Neck pain. **Sciatica:** Pain in lower back and hip radiating down back of thigh into leg, due to herniated lumbar discs compressing a nerve root, most commonly L5 or S1. **Lumbosacral:** Of or relating to or near the small of the back and the back part of the pelvis between the hips.

Gender	2010		2011		2012		2013		2014	
	Cases	Avg Bill	Cases	Avg Bill	Cases	Avg Bill	Cases	Avg Bill	Cases	Avg Bill
Male	2,777	\$1,483	2,768	\$1,420	3,330	\$1,394	4,132	\$1,502	4,105	\$1,575
Female	4,287	\$1,589	4,241	\$1,560	4,726	\$1,327	6,167	\$1,339	5,454	\$1,405
Age Group	Cases	Avg Bill	Cases	Avg Bill	Cases	Avg Bill	Cases	Avg Bill	Cases	Avg Bill
0-17	712	\$1,478	768	\$1,354	857	\$1,308	1,118	\$1,809	1,240	\$1,690
18-35	656	\$1,430	709	\$1,352	796	\$1,138	727	\$1,380	829	\$1,214
36-49	1,254	\$1,431	1,157	\$1,505	1,028	\$1,246	1,433	\$1,169	1,389	\$1,172
50-64	2,019	\$1,634	2,022	\$1,579	2,168	\$1,328	2,757	\$1,390	2,598	\$1,366
65+	2,423	\$1,587	2,353	\$1,536	3,207	\$1,474	4,264	\$1,391	3,503	\$1,671
<b>Total</b>	<b>7,064</b>	<b>\$1,547</b>	<b>7,009</b>	<b>\$1,505</b>	<b>8,056</b>	<b>\$1,355</b>	<b>10,299</b>	<b>\$1,405</b>	<b>9,559</b>	<b>\$1,478</b>

**Patient Discharges**



**Average Billed Charges**



County / Hospital	2010		2011		2012		2013		2014	
	Cases	Avg Bill	Cases	Avg Bill	Cases	Avg Bill	Cases	Avg Bill	Cases	Avg Bill
<b>Clark</b>										
Centennial Hills	1	\$1,813	0	\$0	0	\$0	1	\$11,536	24	\$7,752
Desert Springs	1	\$10,224	2	\$16,660	0	\$0	1	\$6,884	0	\$0
Mountain View	329	\$2,717	359	\$2,749	464	\$2,851	538	\$3,180	550	\$2,990
North Vista	1	\$6,601	0	\$0	1	\$15,643	0	\$0	1	\$1,427
Southern Hills	90	\$2,036	66	\$1,934	69	\$1,633	57	\$3,513	80	\$4,914
Spring Valley	1	\$5,508	1	\$7,307	1	\$14,113	0	\$0	0	\$0
St. Rose-Rose de Lima	830	\$2,731	531	\$2,552	14	\$4,723	2	\$14,571	0	\$0
St. Rose-San Martin	263	\$3,559	212	\$3,517	4	\$6,255	6	\$9,697	11	\$5,427
St. Rose-Siena	3	\$12,105	1	\$741	8	\$1,822	0	\$0	2	\$52,692
Summerlin	46	\$9,977	60	\$11,241	28	\$11,730	24	\$12,886	58	\$9,616
Sunrise	407	\$2,214	460	\$2,363	507	\$2,729	751	\$2,283	844	\$2,696
UMC	0	\$0	30	\$1,339	0	\$0	3	\$13,761	0	\$0
Valley	0	\$0	1	\$2,351	3	\$17,734	0	\$0	1	\$4,560
<b>Total</b>	<b>1,972</b>	<b>\$2,891</b>	<b>1,723</b>	<b>\$2,937</b>	<b>1,099</b>	<b>\$3,036</b>	<b>1,383</b>	<b>\$2,952</b>	<b>1,571</b>	<b>\$3,328</b>
<b>Washoe</b>										
Carson Tahoe	2	\$2,063	9	\$3,970	18	\$2,028	16	\$3,079	10	\$6,355
Northern Nevada	0	\$0	1	\$2,375	7	\$2,125	31	\$2,592	18	\$3,494
Renown Regional	226	\$1,027	327	\$1,280	775	\$1,335	723	\$1,205	298	\$1,621
Renown S. Meadows	923	\$1,505	981	\$1,621	1,489	\$1,730	1,515	\$1,734	1,250	\$1,521
Saint Mary's	20	\$2,085	18	\$3,010	14	\$5,627	21	\$1,554	46	\$1,510
Sierra Surgery	0	\$0	0	\$0	0	\$0	1	\$1,464	0	\$0
<b>Total</b>	<b>1,171</b>	<b>\$1,423</b>	<b>1,336</b>	<b>\$1,573</b>	<b>2,303</b>	<b>\$1,624</b>	<b>2,307</b>	<b>\$1,587</b>	<b>1,622</b>	<b>\$1,591</b>
<b>Rural</b>										
Battle Mountain	571	\$600	468	\$740	532	\$815	354	\$761	210	\$1,635
Boulder City	597	\$1,320	429	\$1,431	524	\$1,821	649	\$2,746	252	\$4,014
Carson Valley	1	\$2,760	3	\$421	3	\$349	1,124	\$725	1,778	\$799
Churchill	7	\$559	10	\$1,151	3	\$796	1	\$1,544	1	\$1,799
Desert View	260	\$1,049	84	\$2,564	64	\$2,879	35	\$4,298	80	\$2,874
Grover C. Dils	3	\$3,404	2	\$3,437	1	\$1,682	1	\$306	0	\$0
Humboldt	0	\$0	10	\$229	2	\$3,642	0	\$0	0	\$0
Incline Village	587	\$317	765	\$563	918	\$593	1,596	\$1,283	1,891	\$929
Mesa View	0	\$0	0	\$0	1	\$2,237	0	\$0	0	\$0
Mount Grant	52	\$844	10	\$1,797	24	\$1,860	3	\$764	23	\$1,612
Northeastern	363	\$1,447	341	\$1,456	40	\$2,350	6	\$3,660	4	\$2,463
Nye	0	\$0	1	\$649	79	\$1,046	15	\$37	0	\$0
Pershing	361	\$1,304	843	\$405	1,389	\$287	2,032	\$309	1,312	\$282
South Lyon	478	\$540	217	\$563	260	\$597	155	\$934	163	\$1,098
William Bee Ririe	641	\$1,028	767	\$1,013	814	\$1,142	638	\$1,343	652	\$1,477
<b>Total</b>	<b>3,921</b>	<b>\$909</b>	<b>3,950</b>	<b>\$857</b>	<b>4,654</b>	<b>\$824</b>	<b>6,609</b>	<b>\$1,017</b>	<b>6,366</b>	<b>\$993</b>
<b>All Counties</b>	<b>7,064</b>	<b>\$1,547</b>	<b>7,009</b>	<b>\$1,505</b>	<b>8,056</b>	<b>\$1,355</b>	<b>10,299</b>	<b>\$1,405</b>	<b>9,559</b>	<b>\$1,478</b>

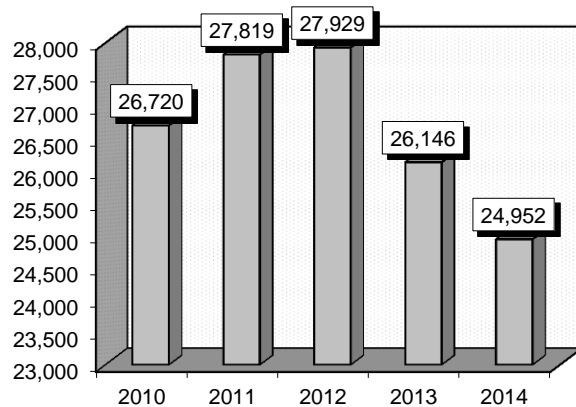
### Mammography (00286)

**Diagnoses:** that frequently accompanied Mammography were: 1) Other (abnormal) findings on radiological examination of breast (79389), 2) Personal history of malignant neoplasm of breast (V103), 3) Lump or mass in breast (61172), 4) Mammographic microcalcification (79381), 5) Breast replacement (V4382), 6) Malignant neoplasm of breast (female), unspecified (1749), 7) Mastodynia (61171), 8) Diffuse cystic mastopathy (6101).

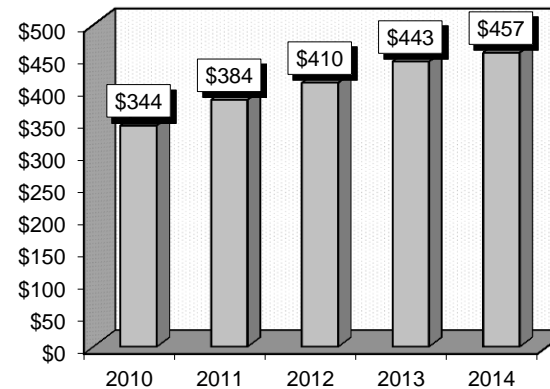
**Definitions: Neoplasm:** An abnormal tissue that grows by cellular proliferation more rapidly than normal and continues to grow after the stimuli that initiated the new growth cease. Neoplasms show partial or complete lack of structural organization and functional coordination with the normal tissue, and usually form a distinct mass of tissue that may be either benign (benign tumor) or malignant (cancer). **Microcalcification:** A tiny abnormal deposit of calcium salts especially in the breast that in the human female is often an indicator of breast cancer. **Mastodynia:** Pain in the breast. **Mastopathy:** Any disease of the breasts.

Gender	2010		2011		2012		2013		2014	
	Cases	Avg Bill	Cases	Avg Bill	Cases	Avg Bill	Cases	Avg Bill	Cases	Avg Bill
Male	68	\$332	78	\$333	53	\$462	55	\$466	53	\$467
Female	26,652	\$344	27,741	\$384	27,876	\$410	26,091	\$443	24,899	\$457
Age Group	Cases	Avg Bill	Cases	Avg Bill	Cases	Avg Bill	Cases	Avg Bill	Cases	Avg Bill
0-17	1	\$118	0	\$0	0	\$0	0	\$0	2	\$409
18-35	195	\$331	149	\$380	143	\$421	133	\$501	103	\$501
36-49	6,458	\$335	6,369	\$377	6,281	\$404	5,524	\$428	5,043	\$432
50-64	11,642	\$360	12,003	\$397	11,795	\$421	11,177	\$449	10,736	\$457
65+	8,424	\$329	9,298	\$371	9,710	\$401	9,312	\$444	9,068	\$470
<b>Total</b>	<b>26,720</b>	<b>\$344</b>	<b>27,819</b>	<b>\$384</b>	<b>27,929</b>	<b>\$410</b>	<b>26,146</b>	<b>\$443</b>	<b>24,952</b>	<b>\$457</b>

Patient Discharges



Average Billed Charges





County / Hospital	2010		2011		2012		2013		2014	
	Cases	Avg Bill	Cases	Avg Bill	Cases	Avg Bill	Cases	Avg Bill	Cases	Avg Bill
<b>Clark</b>										
Centennial Hills	357	\$555	402	\$596	324	\$669	306	\$692	253	\$728
Desert Springs	66	\$420	0	\$0	0	\$0	0	\$0	0	\$0
Mountain View	1,683	\$437	1,528	\$456	1,386	\$514	1,284	\$557	1,089	\$609
North Vista	98	\$349	97	\$403	47	\$737	0	\$0	0	\$0
Southern Hills	264	\$270	294	\$328	284	\$342	295	\$345	257	\$431
Spring Valley	98	\$451	148	\$1,408	144	\$1,588	125	\$1,601	93	\$1,690
St. Rose-Rose de Lima	446	\$533	448	\$587	351	\$648	402	\$688	290	\$734
St. Rose-San Martin	155	\$464	198	\$561	195	\$647	312	\$671	263	\$718
St. Rose-Siena	458	\$417	490	\$460	388	\$500	457	\$530	359	\$600
Summerlin	624	\$524	693	\$670	716	\$924	792	\$940	722	\$1,037
Sunrise	3,066	\$474	2,838	\$532	2,937	\$580	3,003	\$641	2,483	\$705
UMC	0	\$0	0	\$0	0	\$0	0	\$0	0	\$0
Valley	127	\$423	79	\$460	47	\$578	0	\$0	0	\$0
<b>Total</b>	<b>7,442</b>	<b>\$463</b>	<b>7,215</b>	<b>\$539</b>	<b>6,819</b>	<b>\$620</b>	<b>6,976</b>	<b>\$663</b>	<b>5,809</b>	<b>\$728</b>
<b>Washoe</b>										
Carson Tahoe	1,598	\$265	1,833	\$256	2,026	\$266	2,067	\$288	2,175	\$286
Northern Nevada	2,450	\$150	2,634	\$243	2,392	\$265	2,196	\$263	2,320	\$283
Renown Regional	0	\$0	0	\$0	0	\$0	0	\$0	0	\$0
Renown S. Meadows	0	\$0	0	\$0	0	\$0	0	\$0	0	\$0
Saint Mary's	6,506	\$441	7,155	\$492	6,597	\$504	6,174	\$497	5,560	\$506
Sierra Surgery	2,277	\$278	2,167	\$199	2,561	\$232	1	\$203	0	\$0
<b>Total</b>	<b>12,831</b>	<b>\$335</b>	<b>13,789</b>	<b>\$367</b>	<b>13,576</b>	<b>\$375</b>	<b>10,438</b>	<b>\$406</b>	<b>10,055</b>	<b>\$407</b>
<b>Rural</b>										
Battle Mountain	0	\$0	0	\$0	0	\$0	0	\$0	0	\$0
Boulder City	132	\$243	126	\$286	66	\$239	0	\$0	0	\$0
Carson Valley	949	\$393	880	\$326	888	\$326	1,015	\$321	1,124	\$390
Churchill	1,921	\$234	1,983	\$236	1,911	\$242	1,575	\$250	1,726	\$262
Desert View	1,091	\$133	1,098	\$201	1,121	\$256	1,176	\$373	1,389	\$464
Grover C. Dils	0	\$0	0	\$0	0	\$0	0	\$0	0	\$0
Humboldt	118	\$286	327	\$219	523	\$343	594	\$345	475	\$331
Incline Village	0	\$0	0	\$0	0	\$0	0	\$0	0	\$0
Mesa View	959	\$244	1,207	\$357	1,363	\$374	1,247	\$390	1,202	\$404
Mount Grant	0	\$0	0	\$0	0	\$0	0	\$0	0	\$0
Northeastern	417	\$269	438	\$319	870	\$359	2,413	\$323	2,360	\$338
Nye	0	\$0	0	\$0	0	\$0	0	\$0	0	\$0
Pershing	0	\$0	0	\$0	0	\$0	0	\$0	0	\$0
South Lyon	438	\$65	321	\$65	438	\$75	345	\$73	440	\$74
William Bee Ririe	422	\$103	435	\$115	354	\$151	367	\$177	372	\$195
<b>Total</b>	<b>6,447</b>	<b>\$225</b>	<b>6,815</b>	<b>\$253</b>	<b>7,534</b>	<b>\$284</b>	<b>8,732</b>	<b>\$312</b>	<b>9,088</b>	<b>\$339</b>
<b>All Counties</b>	<b>26,720</b>	<b>\$344</b>	<b>27,819</b>	<b>\$384</b>	<b>27,929</b>	<b>\$410</b>	<b>26,146</b>	<b>\$443</b>	<b>24,952</b>	<b>\$457</b>

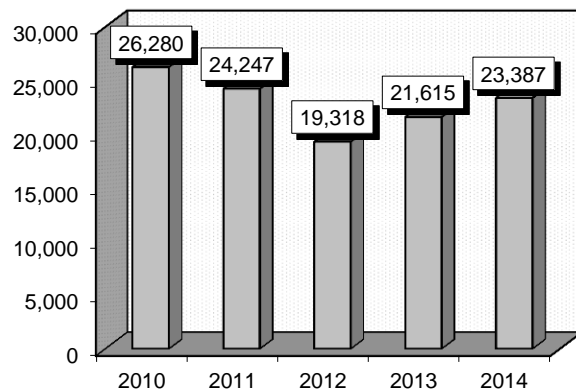
### Diagnostic Ultrasound Except Obstetrical And Vascular Of Lower Extremities (00288)

**Diagnoses:** that frequently accompanied Diagnostic Ultrasound Except Obstetrical And Vascular Of Lower Extremities were: 1) Other and unspecified ovarian cyst (6202), 2) Nontoxic uninodular goiter (2410), 3) Occlusion and stenosis of carotid artery without mention of cerebral infarction (43310), 4) Hydronephrosis (591), 5) Calculus of gallbladder without mention of cholecystitis, without mention of obstruction (57420), 6) Leiomyoma of uterus, unspecified (2189), 7) Chronic kidney disease, Stage III (moderate) (5853), 8) Cirrhosis of liver without mention of alcohol (5715).

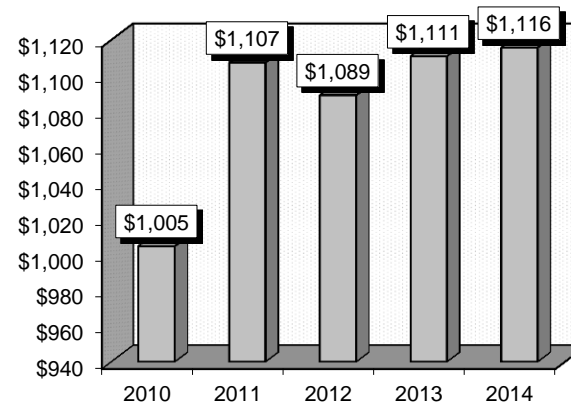
**Definitions:** **Goiter:** An enlarged thyroid gland, visible as a swelling at the front of the neck. **Occlusion:** The blockage or closing of a blood vessel or hollow organ. **Stenosis:** The abnormal narrowing of a passage in the body. **Hydronephrosis:** The swelling of the kidneys when urine flow is obstructed in any of part of the urinary tract. **Leiomyoma:** A benign smooth-muscle tumor occurring most commonly in the uterus, stomach, esophagus, or small intestine. **Cirrhosis:** A chronic degenerative disease in which normal liver cells are damaged and are then replaced by scar tissue.

Gender	2010		2011		2012		2013		2014	
	Cases	Avg Bill	Cases	Avg Bill	Cases	Avg Bill	Cases	Avg Bill	Cases	Avg Bill
Male	8,914	\$1,029	8,479	\$1,149	6,247	\$1,109	7,201	\$1,145	7,944	\$1,178
Female	17,366	\$992	15,768	\$1,085	13,071	\$1,080	14,414	\$1,094	15,443	\$1,084
Age Group	Cases	Avg Bill	Cases	Avg Bill	Cases	Avg Bill	Cases	Avg Bill	Cases	Avg Bill
0-17	2,580	\$1,114	2,301	\$1,242	1,968	\$1,351	2,028	\$1,356	2,144	\$1,403
18-35	3,573	\$975	3,056	\$1,020	2,661	\$1,027	3,003	\$1,011	3,174	\$997
36-49	5,002	\$969	4,214	\$1,041	3,812	\$1,076	4,135	\$1,093	4,170	\$1,055
50-64	6,949	\$1,001	6,216	\$1,107	5,195	\$1,095	5,987	\$1,112	6,481	\$1,080
65+	8,176	\$1,009	8,460	\$1,136	5,682	\$1,030	6,462	\$1,091	7,418	\$1,149
<b>Total</b>	<b>26,280</b>	<b>\$1,005</b>	<b>24,247</b>	<b>\$1,107</b>	<b>19,318</b>	<b>\$1,089</b>	<b>21,615</b>	<b>\$1,111</b>	<b>23,387</b>	<b>\$1,116</b>

Patient Discharges



Average Billed Charges



County / Hospital	2010		2011		2012		2013		2014	
	Cases	Avg Bill	Cases	Avg Bill	Cases	Avg Bill	Cases	Avg Bill	Cases	Avg Bill
<b>Clark</b>										
Centennial Hills	203	\$1,690	181	\$1,932	111	\$2,032	67	\$2,164	82	\$2,233
Desert Springs	89	\$1,381	84	\$1,850	28	\$1,797	20	\$2,383	14	\$2,349
Mountain View	1,472	\$1,492	1,354	\$1,723	917	\$1,826	713	\$2,008	681	\$2,284
North Vista	156	\$1,121	118	\$1,208	146	\$2,123	83	\$1,523	40	\$1,285
Southern Hills	272	\$868	242	\$1,001	123	\$1,215	120	\$1,439	119	\$1,326
Spring Valley	63	\$1,677	60	\$1,692	45	\$2,127	43	\$2,289	38	\$2,656
St. Rose-Rose de Lima	219	\$1,294	125	\$1,812	104	\$1,492	110	\$1,472	89	\$1,728
St. Rose-San Martin	74	\$1,356	108	\$1,985	130	\$2,079	129	\$1,801	152	\$2,064
St. Rose-Siena	172	\$1,305	156	\$1,646	176	\$1,544	156	\$2,351	142	\$2,125
Summerlin	357	\$1,219	387	\$1,419	270	\$1,773	316	\$1,924	315	\$2,094
Sunrise	1,643	\$1,156	1,453	\$1,275	1,416	\$1,460	1,356	\$1,568	1,309	\$1,647
UMC	1,426	\$1,247	1,406	\$1,323	1,450	\$1,469	1,577	\$1,450	808	\$1,461
Valley	36	\$1,856	29	\$2,278	21	\$1,517	6	\$1,840	5	\$1,849
<b>Total</b>	<b>6,182</b>	<b>\$1,289</b>	<b>5,703</b>	<b>\$1,464</b>	<b>4,937</b>	<b>\$1,602</b>	<b>4,696</b>	<b>\$1,664</b>	<b>3,794</b>	<b>\$1,807</b>
<b>Washoe</b>										
Carson Tahoe	1,701	\$858	1,418	\$959	1,231	\$887	1,279	\$755	1,520	\$782
Northern Nevada	957	\$1,169	877	\$1,384	737	\$1,467	844	\$1,442	1,055	\$1,553
Renown Regional	2,622	\$1,206	2,253	\$1,374	489	\$1,414	2,554	\$1,067	3,948	\$1,049
Renown S. Meadows	1,034	\$1,171	855	\$1,345	81	\$1,166	845	\$985	1,143	\$985
Saint Mary's	5,884	\$988	5,502	\$1,114	4,187	\$1,104	4,076	\$1,088	4,689	\$1,071
Sierra Surgery	1,720	\$598	1,056	\$297	1,359	\$339	751	\$307	1,042	\$312
<b>Total</b>	<b>13,918</b>	<b>\$991</b>	<b>11,961</b>	<b>\$1,109</b>	<b>8,084</b>	<b>\$995</b>	<b>10,349</b>	<b>\$1,005</b>	<b>13,397</b>	<b>\$1,003</b>
<b>Rural</b>										
Battle Mountain	0	\$0	0	\$0	0	\$0	0	\$0	52	\$800
Boulder City	406	\$836	179	\$884	95	\$947	53	\$1,510	19	\$1,258
Carson Valley	907	\$1,065	704	\$1,284	486	\$1,278	642	\$1,158	755	\$1,183
Churchill	1,185	\$888	1,152	\$942	1,059	\$931	728	\$920	882	\$862
Desert View	1,221	\$358	1,551	\$407	1,227	\$428	1,069	\$639	1,022	\$890
Grover C. Dils	48	\$404	69	\$429	46	\$425	47	\$409	65	\$405
Humboldt	162	\$677	517	\$957	634	\$1,049	543	\$1,073	393	\$1,071
Incline Village	0	\$0	0	\$0	0	\$0	0	\$0	0	\$0
Mesa View	619	\$805	665	\$911	614	\$1,010	638	\$1,073	573	\$1,116
Mount Grant	196	\$553	191	\$524	188	\$513	150	\$575	185	\$583
Northeastern	719	\$815	644	\$912	1,083	\$837	2,059	\$854	1,854	\$867
Nye	193	\$883	295	\$916	225	\$713	69	\$1,209	0	\$0
Pershing	109	\$334	66	\$350	55	\$416	102	\$606	46	\$528
South Lyon	0	\$0	159	\$349	254	\$343	158	\$289	0	\$0
William Bee Ririe	415	\$783	391	\$746	331	\$870	312	\$951	350	\$984
<b>Total</b>	<b>6,180</b>	<b>\$752</b>	<b>6,583</b>	<b>\$796</b>	<b>6,297</b>	<b>\$808</b>	<b>6,570</b>	<b>\$882</b>	<b>6,196</b>	<b>\$936</b>
<b>All Counties</b>	<b>26,280</b>	<b>\$1,005</b>	<b>24,247</b>	<b>\$1,107</b>	<b>19,318</b>	<b>\$1,089</b>	<b>21,615</b>	<b>\$1,111</b>	<b>23,387</b>	<b>\$1,116</b>

### MRI - Back (00294)

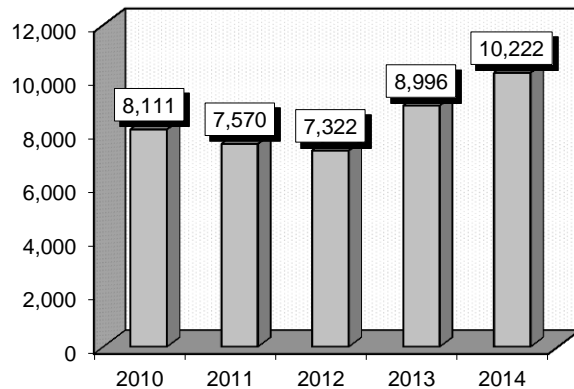
**Diagnoses:** that frequently accompanied MRI - Back were: 1) Lumbago (7242), 2) Cervicalgia (7231), 3) Lumbosacral spondylosis without myelopathy (7213), 4) Spinal stenosis, lumbar region, without neurogenic claudication (72402), 5) Cervical spondylosis without myelopathy (7210), 6) Disturbance of skin sensation (7820), 7) Spinal stenosis in cervical region (7230), 8) Sciatica (7243), 9) Scoliosis [and kyphoscoliosis], idiopathic (73730), 10) Spondylolisthesis (75612), 11) Neuralgia, neuritis, and radiculitis, unspecified (7292).

**Definitions:** **Lumbago:** An older, non-medical term used to describe lower back pain or back pain in general. **Cervicalgia:** Neck pain. **Lumbosacral:** Of or relating to or near the small of the back and the back part of the pelvis between the hips. **Stenosis:** The abnormal narrowing of a passage in the body. **Sciatica:** Pain in lower back and hip radiating down back of thigh into leg, due to herniated lumbar discs compressing a nerve root, most commonly L5 or S1. **Scoliosis:** Abnormal lateral curvature of the spine.

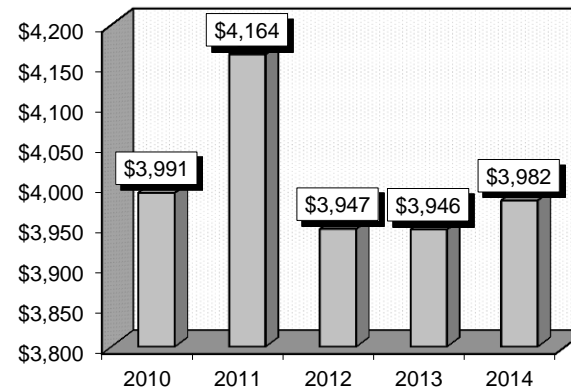
**Spondylolisthesis:** Forward displacement of a lumbar vertebra on the one below it and especially of the fifth lumbar vertebra on the sacrum producing pain by compression of nerve roots.

Gender	2010		2011		2012		2013		2014	
	Cases	Avg Bill	Cases	Avg Bill	Cases	Avg Bill	Cases	Avg Bill	Cases	Avg Bill
Male	3,332	\$3,911	3,108	\$4,088	2,995	\$3,823	3,788	\$3,866	4,296	\$3,936
Female	4,779	\$4,048	4,462	\$4,216	4,327	\$4,032	5,208	\$4,004	5,926	\$4,015
Age Group	Cases	Avg Bill	Cases	Avg Bill	Cases	Avg Bill	Cases	Avg Bill	Cases	Avg Bill
0-17	161	\$6,054	141	\$6,250	163	\$6,310	194	\$6,273	183	\$6,641
18-35	818	\$3,972	717	\$4,181	732	\$4,020	866	\$3,679	1,040	\$3,818
36-49	1,787	\$3,992	1,514	\$4,150	1,472	\$3,898	1,753	\$3,871	1,907	\$3,858
50-64	2,697	\$4,041	2,412	\$4,245	2,485	\$3,982	3,040	\$4,016	3,555	\$4,073
65+	2,648	\$3,821	2,786	\$3,990	2,470	\$3,762	3,143	\$3,850	3,537	\$3,868
<b>Total</b>	<b>8,111</b>	<b>\$3,991</b>	<b>7,570</b>	<b>\$4,164</b>	<b>7,322</b>	<b>\$3,947</b>	<b>8,996</b>	<b>\$3,946</b>	<b>10,222</b>	<b>\$3,982</b>

**Patient Discharges**



**Average Billed Charges**



County / Hospital	2010		2011		2012		2013		2014	
	Cases	Avg Bill	Cases	Avg Bill	Cases	Avg Bill	Cases	Avg Bill	Cases	Avg Bill
<b>Clark</b>										
Centennial Hills	68	\$4,917	50	\$5,819	56	\$6,117	54	\$5,778	42	\$6,881
Desert Springs	17	\$5,888	15	\$4,607	23	\$7,614	13	\$7,499	30	\$7,451
Mountain View	203	\$3,694	195	\$4,289	190	\$4,508	190	\$5,396	174	\$5,311
North Vista	45	\$4,408	30	\$4,691	52	\$4,511	76	\$5,385	43	\$5,144
Southern Hills	50	\$3,541	55	\$4,446	33	\$4,281	25	\$6,860	52	\$5,658
Spring Valley	18	\$4,930	24	\$5,705	22	\$6,792	19	\$5,984	19	\$7,650
St. Rose-Rose de Lima	39	\$4,408	53	\$5,006	30	\$5,882	58	\$5,735	29	\$6,864
St. Rose-San Martin	13	\$4,600	25	\$5,523	30	\$5,522	24	\$7,565	24	\$6,337
St. Rose-Siena	59	\$4,994	72	\$4,996	69	\$6,118	50	\$6,397	57	\$8,391
Summerlin	75	\$5,223	70	\$5,873	55	\$6,767	57	\$7,472	59	\$8,358
Sunrise	200	\$4,124	182	\$4,489	192	\$5,330	210	\$5,065	178	\$5,657
UMC	464	\$4,066	459	\$4,309	448	\$4,810	463	\$5,189	320	\$5,293
Valley	9	\$5,073	9	\$5,825	12	\$8,042	11	\$5,115	14	\$7,313
<b>Total</b>	<b>1,260</b>	<b>\$4,225</b>	<b>1,239</b>	<b>\$4,633</b>	<b>1,212</b>	<b>\$5,207</b>	<b>1,250</b>	<b>\$5,529</b>	<b>1,041</b>	<b>\$5,978</b>
<b>Washoe</b>										
Carson Tahoe	352	\$3,689	363	\$3,934	364	\$3,515	342	\$3,042	409	\$3,218
Northern Nevada	360	\$4,124	316	\$4,633	311	\$5,253	308	\$5,111	430	\$5,852
Renown Regional	930	\$5,419	857	\$5,537	458	\$5,781	1,079	\$4,959	1,654	\$4,696
Renown S. Meadows	434	\$5,140	389	\$5,422	130	\$5,433	784	\$4,311	1,123	\$4,328
Saint Mary's	1,713	\$5,283	1,461	\$6,047	1,322	\$6,306	1,285	\$6,525	1,188	\$6,371
Sierra Surgery	860	\$2,351	634	\$837	980	\$970	1,103	\$1,110	1,329	\$1,095
<b>Total</b>	<b>4,649</b>	<b>\$4,544</b>	<b>4,020</b>	<b>\$4,754</b>	<b>3,565</b>	<b>\$4,363</b>	<b>4,901</b>	<b>\$4,276</b>	<b>6,133</b>	<b>\$4,155</b>
<b>Rural</b>										
Battle Mountain	29	\$1,747	26	\$1,997	23	\$2,160	31	\$2,341	26	\$2,508
Boulder City	37	\$2,304	42	\$2,744	45	\$2,752	32	\$4,370	6	\$3,198
Carson Valley	347	\$3,934	302	\$4,326	299	\$3,615	331	\$3,231	438	\$3,309
Churchill	401	\$3,295	425	\$3,409	384	\$3,421	284	\$3,569	284	\$3,644
Desert View	543	\$1,501	582	\$1,584	388	\$1,884	345	\$2,816	494	\$3,954
Grover C. Dils	4	\$1,438	0	\$0	0	\$0	0	\$0	0	\$0
Humboldt	51	\$2,522	169	\$3,593	266	\$3,597	219	\$3,895	145	\$4,061
Incline Village	0	\$0	0	\$0	0	\$0	0	\$0	0	\$0
Mesa View	221	\$2,706	202	\$2,951	209	\$3,116	221	\$3,200	250	\$3,301
Mount Grant	79	\$2,033	76	\$2,026	82	\$2,126	95	\$2,564	111	\$2,502
Northeastern	235	\$3,211	238	\$3,584	468	\$2,421	960	\$1,914	979	\$2,030
Nye	36	\$3,104	58	\$3,397	58	\$2,993	19	\$3,973	0	\$0
Pershing	54	\$2,602	14	\$3,218	40	\$3,054	26	\$2,580	21	\$3,199
South Lyon	0	\$0	34	\$1,109	143	\$1,100	133	\$1,112	121	\$1,804
William Bee Ririe	165	\$2,351	143	\$2,319	140	\$2,613	149	\$2,898	173	\$2,952
<b>Total</b>	<b>2,202</b>	<b>\$2,691</b>	<b>2,311</b>	<b>\$2,885</b>	<b>2,545</b>	<b>\$2,764</b>	<b>2,845</b>	<b>\$2,682</b>	<b>3,048</b>	<b>\$2,952</b>
<b>All Counties</b>	<b>8,111</b>	<b>\$3,991</b>	<b>7,570</b>	<b>\$4,164</b>	<b>7,322</b>	<b>\$3,947</b>	<b>8,996</b>	<b>\$3,946</b>	<b>10,222</b>	<b>\$3,982</b>

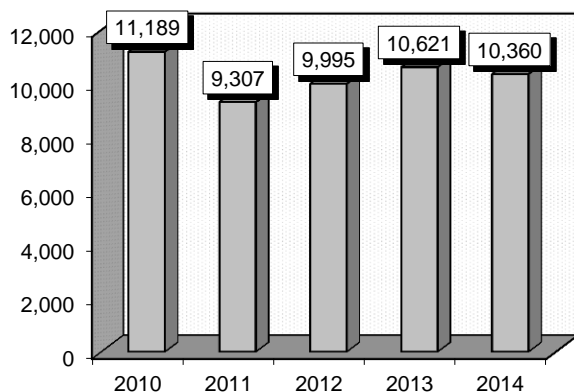
### Cat Scan - Abdomen (00300)

**Diagnoses:** that frequently accompanied Cat Scan - Abdomen were: 1) Calculus of kidney (5920), 2) Diverticulosis of colon (without mention of hemorrhage) (56210), 3) Hematuria, unspecified (59970), 4) Cyst of kidney, acquired (5932), 5) Calculus of gallbladder without mention of cholecystitis, without mention of obstruction (57420), 6) Enlargement of lymph nodes (7856), 7) Gross hematuria (59971), 8) Malignant neoplasm of colon, unspecified site (1539), 9) Hydronephrosis (591).

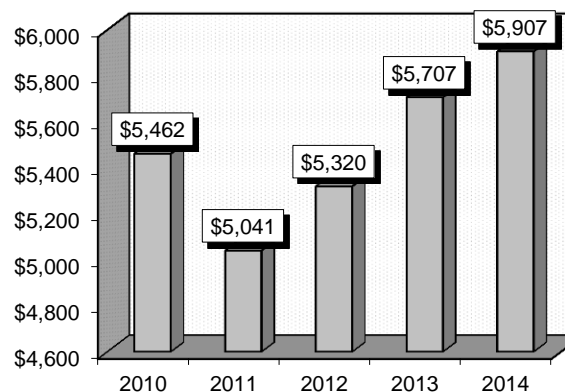
**Definitions:** **Calculus of kidney:** (AKA kidney stones) Small, hard mineral deposits that form inside your kidneys. The stones are made of mineral and acid salts. **Diverticulosis:** The presence of diverticula in the absence of inflammation. **Hematuria:** The presence of blood in urine. **Cholecystitis:** Inflammation of the gallbladder. **Hydronephrosis:** The swelling of the kidneys when urine flow is obstructed in any of part of the urinary tract.

Gender	2010		2011		2012		2013		2014	
	Cases	Avg Bill	Cases	Avg Bill	Cases	Avg Bill	Cases	Avg Bill	Cases	Avg Bill
Male	4,976	\$5,369	4,148	\$4,995	4,449	\$5,277	4,841	\$5,616	4,551	\$5,932
Female	6,213	\$5,536	5,159	\$5,077	5,546	\$5,355	5,780	\$5,784	5,809	\$5,887
Age Group	Cases	Avg Bill	Cases	Avg Bill	Cases	Avg Bill	Cases	Avg Bill	Cases	Avg Bill
0-17	288	\$5,672	238	\$5,224	230	\$5,793	237	\$5,836	214	\$6,227
18-35	1,157	\$6,109	864	\$4,662	954	\$5,119	935	\$5,550	918	\$5,720
36-49	1,956	\$5,449	1,428	\$4,832	1,564	\$5,137	1,603	\$5,615	1,500	\$5,797
50-64	3,601	\$5,472	2,783	\$4,859	3,166	\$5,256	3,321	\$5,515	3,096	\$5,804
65+	4,187	\$5,265	3,994	\$5,313	4,081	\$5,460	4,525	\$5,906	4,632	\$6,033
<b>Total</b>	<b>11,189</b>	<b>\$5,462</b>	<b>9,307</b>	<b>\$5,041</b>	<b>9,995</b>	<b>\$5,320</b>	<b>10,621</b>	<b>\$5,707</b>	<b>10,360</b>	<b>\$5,907</b>

Patient Discharges



Average Billed Charges



County / Hospital	2010		2011		2012		2013		2014	
	Cases	Avg Bill	Cases	Avg Bill	Cases	Avg Bill	Cases	Avg Bill	Cases	Avg Bill
<b>Clark</b>										
Centennial Hills	112	\$6,926	95	\$7,705	109	\$8,833	101	\$9,702	86	\$10,172
Desert Springs	68	\$7,838	84	\$8,551	49	\$10,455	49	\$9,811	62	\$9,820
Mountain View	79	\$4,454	364	\$7,331	411	\$7,614	416	\$9,522	389	\$10,149
North Vista	124	\$9,532	78	\$6,524	94	\$5,593	93	\$6,339	65	\$5,763
Southern Hills	6	\$3,776	79	\$5,278	73	\$7,538	103	\$9,399	129	\$10,797
Spring Valley	109	\$7,318	109	\$8,455	107	\$8,689	81	\$9,197	43	\$10,586
St. Rose-Rose de Lima	155	\$12,729	71	\$10,358	90	\$8,865	76	\$9,420	71	\$9,830
St. Rose-San Martin	124	\$12,696	66	\$11,127	48	\$12,084	66	\$12,108	52	\$9,917
St. Rose-Siena	285	\$12,406	128	\$10,974	154	\$13,300	177	\$14,062	187	\$15,352
Summerlin	187	\$7,205	209	\$8,469	181	\$9,031	154	\$10,446	127	\$11,025
Sunrise	37	\$4,080	298	\$7,963	332	\$9,500	200	\$9,370	251	\$11,187
UMC	713	\$5,884	677	\$4,964	892	\$5,749	938	\$5,566	352	\$5,920
Valley	37	\$7,865	27	\$11,286	28	\$9,920	24	\$9,107	20	\$9,940
<b>Total</b>	<b>2,036</b>	<b>\$8,217</b>	<b>2,285</b>	<b>\$7,286</b>	<b>2,568</b>	<b>\$7,878</b>	<b>2,478</b>	<b>\$8,334</b>	<b>1,834</b>	<b>\$9,940</b>
<b>Washoe</b>										
Carson Tahoe	626	\$4,846	533	\$4,417	576	\$4,623	604	\$3,780	614	\$3,230
Northern Nevada	328	\$6,283	294	\$7,223	276	\$7,749	319	\$7,959	389	\$8,843
Renown Regional	1,439	\$6,657	552	\$7,118	765	\$7,574	1,151	\$7,636	1,183	\$7,492
Renown S. Meadows	742	\$6,954	440	\$7,601	520	\$7,405	889	\$7,483	1,036	\$7,530
Saint Mary's	2,378	\$4,812	2,216	\$3,955	2,020	\$4,006	1,901	\$4,266	1,854	\$4,492
Sierra Surgery	907	\$2,744	542	\$826	783	\$935	824	\$1,549	1,060	\$1,558
<b>Total</b>	<b>6,420</b>	<b>\$5,259</b>	<b>4,577</b>	<b>\$4,580</b>	<b>4,940</b>	<b>\$4,711</b>	<b>5,688</b>	<b>\$5,213</b>	<b>6,136</b>	<b>\$5,226</b>
<b>Rural</b>										
Battle Mountain	42	\$3,458	39	\$2,598	58	\$2,040	57	\$2,007	76	\$2,070
Boulder City	107	\$5,254	25	\$2,752	20	\$4,424	22	\$4,963	7	\$2,223
Carson Valley	294	\$5,394	216	\$4,368	184	\$4,221	204	\$4,063	241	\$4,247
Churchill	513	\$4,158	397	\$4,343	484	\$4,454	348	\$4,580	312	\$4,614
Desert View	566	\$2,120	544	\$2,633	401	\$2,841	341	\$4,049	389	\$4,917
Grover C. Dils	43	\$2,026	40	\$1,795	44	\$1,773	59	\$1,553	41	\$1,665
Humboldt	52	\$4,146	168	\$3,761	203	\$3,795	189	\$3,978	166	\$3,887
Incline Village	46	\$3,541	41	\$2,300	32	\$1,971	49	\$2,326	55	\$2,651
Mesa View	275	\$5,795	217	\$6,214	262	\$6,426	238	\$7,132	243	\$7,376
Mount Grant	111	\$3,807	91	\$4,082	92	\$3,885	94	\$4,068	87	\$4,322
Northeastern	252	\$4,299	225	\$4,807	289	\$4,291	504	\$4,477	456	\$4,947
Nye	65	\$4,438	106	\$4,791	70	\$3,732	21	\$4,489	0	\$0
Pershing	36	\$4,000	29	\$3,270	32	\$1,978	7	\$2,213	11	\$3,249
South Lyon	144	\$2,495	87	\$1,878	118	\$1,875	129	\$1,705	113	\$2,498
William Bee Ririe	187	\$3,375	220	\$3,032	198	\$3,324	193	\$3,434	193	\$3,868
<b>Total</b>	<b>2,733</b>	<b>\$3,884</b>	<b>2,445</b>	<b>\$3,805</b>	<b>2,487</b>	<b>\$3,890</b>	<b>2,455</b>	<b>\$4,201</b>	<b>2,390</b>	<b>\$4,559</b>
<b>All Counties</b>	<b>11,189</b>	<b>\$5,462</b>	<b>9,307</b>	<b>\$5,041</b>	<b>9,995</b>	<b>\$5,320</b>	<b>10,621</b>	<b>\$5,707</b>	<b>10,360</b>	<b>\$5,907</b>

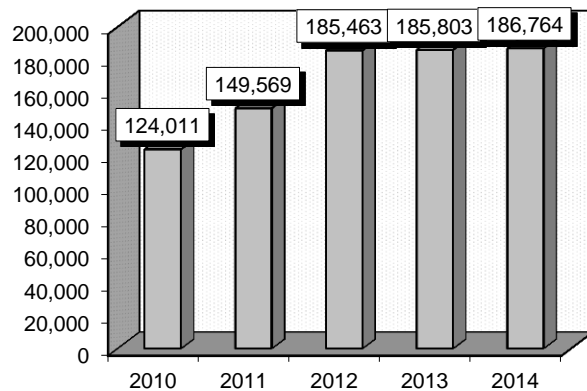
### Organ Or Disease Oriented Panels (00403)

**Diagnoses:** that frequently accompanied Organ Or Disease Oriented Panels were: 1) Other and unspecified hyperlipidemia (2724), 2) Unspecified essential hypertension (4019), 3) Unspecified acquired hypothyroidism (2449), 4) Pure hypercholesterolemia (2720), 5) Anemia, unspecified (2859), 6) Chronic kidney disease, Stage III (moderate) (5853), 7) Atrial fibrillation (42731), 8) Coronary atherosclerosis of unspecified type of vessel, native or graft (41400), 9) Congestive heart failure, unspecified (4280).

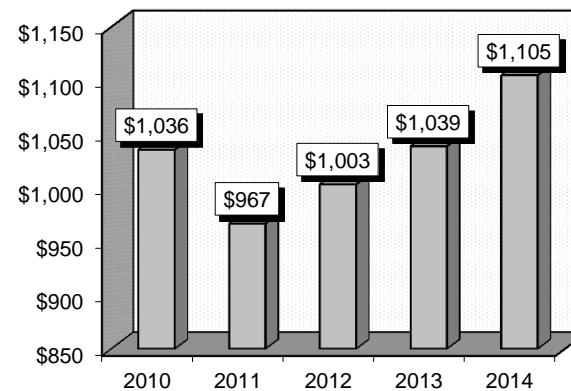
**Definitions:** **Hyperlipidemia:** An abnormally high concentration of fats or lipids in the blood. **Hypertension:** High blood pressure. **Hypothyroidism:** Diminished production of thyroid hormone, leading to clinical manifestations of thyroid insufficiency, including low metabolic rate, tendency to gain weight, somnolence, and sometimes myxedema. **Hypercholesterolemia:** An abnormally high concentration of cholesterol in the blood. **Anemia:** A condition marked by a deficiency of red blood cells or of hemoglobin in the blood, resulting in pallor and weariness; diminishes the capacity of the blood to carry oxygen. **Atrial fibrillation:** An irregular and often very fast heart rate. The heart's two upper chambers (the atria) beat chaotically and irregularly - out of coordination with the two lower chambers (the ventricles) of the heart. **Atherosclerosis:** The build up of a waxy plaque on the inside of blood vessels.

Gender	2010		2011		2012		2013		2014	
	Cases	Avg Bill	Cases	Avg Bill	Cases	Avg Bill	Cases	Avg Bill	Cases	Avg Bill
Male	55,779	\$1,084	66,130	\$1,030	80,893	\$1,063	81,574	\$1,107	80,187	\$1,179
Female	68,232	\$996	83,439	\$917	104,570	\$957	104,229	\$985	106,577	\$1,049
Age Group	Cases	Avg Bill	Cases	Avg Bill	Cases	Avg Bill	Cases	Avg Bill	Cases	Avg Bill
0-17	2,770	\$931	3,208	\$912	4,794	\$1,112	4,163	\$1,061	4,133	\$1,145
18-35	9,289	\$1,252	12,007	\$1,153	16,325	\$1,078	15,618	\$1,172	15,782	\$1,242
36-49	16,639	\$1,142	20,468	\$1,033	26,326	\$1,028	24,998	\$1,078	23,657	\$1,145
50-64	35,470	\$1,039	42,745	\$1,025	53,749	\$1,021	53,585	\$1,066	51,185	\$1,163
65+	59,843	\$975	71,141	\$884	84,269	\$964	87,439	\$986	92,007	\$1,037
<b>Total</b>	<b>124,011</b>	<b>\$1,036</b>	<b>149,569</b>	<b>\$967</b>	<b>185,463</b>	<b>\$1,003</b>	<b>185,803</b>	<b>\$1,039</b>	<b>186,764</b>	<b>\$1,105</b>

Patient Discharges



Average Billed Charges





County / Hospital	2010		2011		2012		2013		2014	
	Cases	Avg Bill	Cases	Avg Bill	Cases	Avg Bill	Cases	Avg Bill	Cases	Avg Bill
<b>Clark</b>										
Centennial Hills	146	\$2,396	272	\$2,167	324	\$2,709	154	\$2,849	221	\$2,987
Desert Springs	100	\$5,068	132	\$4,425	168	\$3,046	120	\$2,678	169	\$6,779
Mountain View	1,423	\$6,519	1,324	\$6,129	1,453	\$7,316	1,445	\$7,701	1,521	\$10,256
North Vista	182	\$3,349	188	\$3,381	204	\$3,361	157	\$2,669	173	\$2,270
Southern Hills	315	\$1,969	331	\$2,456	412	\$3,380	562	\$2,989	676	\$4,792
Spring Valley	172	\$3,270	177	\$4,327	106	\$5,440	90	\$5,125	146	\$6,532
St. Rose-Rose de Lima	329	\$10,795	179	\$12,707	186	\$8,144	156	\$9,155	155	\$11,689
St. Rose-San Martin	825	\$13,868	572	\$7,391	605	\$7,995	579	\$7,477	592	\$8,302
St. Rose-Siena	978	\$10,760	1,090	\$9,956	1,195	\$12,861	1,232	\$12,854	1,323	\$11,991
Summerlin	453	\$2,070	458	\$2,899	451	\$3,707	609	\$3,127	842	\$3,164
Sunrise	976	\$4,290	1,033	\$5,866	1,617	\$7,831	1,501	\$8,303	1,878	\$9,330
UMC	11,356	\$1,453	11,364	\$1,555	12,185	\$1,745	13,687	\$1,780	5,937	\$2,323
Valley	261	\$2,866	198	\$5,629	176	\$4,142	142	\$10,866	204	\$8,998
<b>Total</b>	<b>17,516</b>	<b>\$3,415</b>	<b>17,318</b>	<b>\$3,178</b>	<b>19,082</b>	<b>\$3,811</b>	<b>20,434</b>	<b>\$3,734</b>	<b>13,837</b>	<b>\$5,810</b>
<b>Washoe</b>										
Carson Tahoe	23,520	\$647	22,520	\$685	21,232	\$697	20,730	\$753	21,514	\$793
Northern Nevada	1,635	\$665	1,754	\$673	4,768	\$1,107	3,150	\$935	2,211	\$1,540
Renown Regional	22,004	\$574	48,989	\$573	79,117	\$619	84,426	\$637	90,354	\$644
Renown S. Meadows	2,821	\$1,616	4,358	\$1,475	4,935	\$848	5,110	\$716	5,287	\$712
Saint Mary's	5,875	\$1,007	4,414	\$1,008	3,601	\$978	3,229	\$1,125	3,401	\$1,340
Sierra Surgery	1	\$531	4	\$303	0	\$0	1,384	\$582	2,005	\$594
<b>Total</b>	<b>55,856</b>	<b>\$705</b>	<b>82,039</b>	<b>\$677</b>	<b>113,653</b>	<b>\$675</b>	<b>118,029</b>	<b>\$681</b>	<b>124,772</b>	<b>\$706</b>
<b>Rural</b>										
Battle Mountain	1,290	\$517	1,323	\$587	1,433	\$575	1,381	\$537	1,461	\$558
Boulder City	1,010	\$941	757	\$1,072	596	\$949	613	\$1,647	285	\$2,743
Carson Valley	9,342	\$823	8,327	\$965	7,250	\$944	8,207	\$905	9,652	\$883
Churchill	10,303	\$432	10,039	\$451	10,680	\$434	8,861	\$446	9,120	\$465
Desert View	826	\$487	984	\$1,660	946	\$2,036	974	\$3,796	1,434	\$3,811
Grover C. Dils	1,615	\$346	1,593	\$340	1,577	\$344	1,318	\$275	1,439	\$272
Humboldt	1,156	\$559	3,759	\$900	5,197	\$1,066	4,512	\$1,059	3,511	\$880
Incline Village	1,295	\$326	1,342	\$394	1,209	\$392	1,660	\$495	1,649	\$500
Mesa View	1,538	\$609	1,539	\$712	1,860	\$724	1,851	\$769	2,171	\$806
Mount Grant	2,897	\$450	2,733	\$452	2,861	\$471	2,827	\$544	2,920	\$530
Northeastern	7,196	\$568	7,497	\$633	7,399	\$704	5,658	\$737	5,326	\$763
Nye	1,973	\$774	2,055	\$956	1,690	\$959	506	\$1,257	0	\$0
Pershing	1,503	\$660	1,403	\$662	1,565	\$738	1,563	\$614	1,401	\$561
South Lyon	4,136	\$342	2,562	\$349	3,995	\$362	3,448	\$366	4,199	\$505
William Bee Ririe	4,559	\$696	4,299	\$674	4,470	\$705	3,961	\$880	3,587	\$960
<b>Total</b>	<b>50,639</b>	<b>\$577</b>	<b>50,212</b>	<b>\$677</b>	<b>52,728</b>	<b>\$695</b>	<b>47,340</b>	<b>\$766</b>	<b>48,155</b>	<b>\$786</b>
<b>All Counties</b>	<b>124,011</b>	<b>\$1,036</b>	<b>149,569</b>	<b>\$967</b>	<b>185,463</b>	<b>\$1,003</b>	<b>185,803</b>	<b>\$1,039</b>	<b>186,764</b>	<b>\$1,105</b>

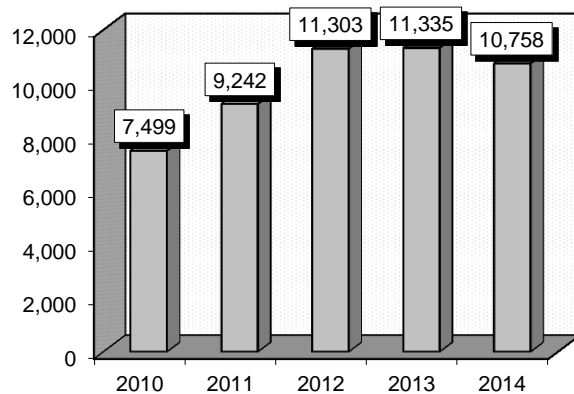
### Urinalysis (00410)

**Diagnoses:** that frequently accompanied Urinalysis were: 1) Diabetes mellitus without mention of complication, type II or unspecified type, not stated as uncontrolled (25000), 2) Dysuria (7881), 3) Abdominal pain, unspecified site (78900), 4) Hematuria, unspecified (59970), 5) Other specified complications of pregnancy, antepartum condition or complication (64683), 6) Threatened premature labor, antepartum condition or complication (64403), 7) Unspecified acquired hypothyroidism (2449), 8) Unspecified vitamin D deficiency (2689), 9) Long-term (current) use of other medications (V5869).

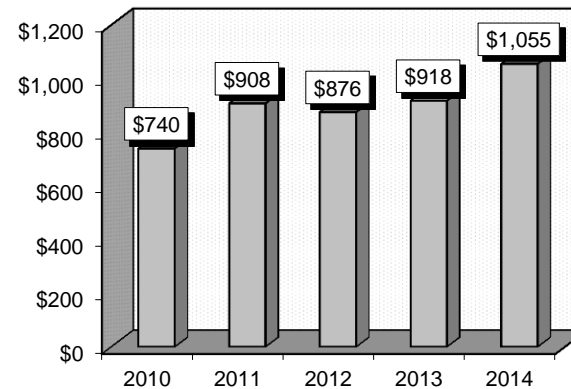
**Definitions:** **Dysuria:** Painful or difficult urination. **Hematuria:** The presence of blood in urine. **Hypothyroidism:** Diminished production of thyroid hormone, leading to clinical manifestations of thyroid insufficiency, including low metabolic rate, tendency to gain weight, somnolence, and sometimes myxedema.

Gender	2010		2011		2012		2013		2014	
	Cases	Avg Bill	Cases	Avg Bill	Cases	Avg Bill	Cases	Avg Bill	Cases	Avg Bill
Male	1,863	\$400	1,931	\$385	2,357	\$448	2,431	\$432	2,155	\$413
Female	5,636	\$852	7,311	\$1,046	8,946	\$988	8,904	\$1,050	8,603	\$1,216
Age Group	Cases	Avg Bill	Cases	Avg Bill	Cases	Avg Bill	Cases	Avg Bill	Cases	Avg Bill
0-17	341	\$599	483	\$499	639	\$573	472	\$521	434	\$793
18-35	2,417	\$1,107	3,026	\$1,238	3,679	\$1,159	3,541	\$1,250	3,301	\$1,408
36-49	1,137	\$967	1,426	\$1,537	1,622	\$1,425	1,647	\$1,593	1,381	\$1,984
50-64	1,649	\$576	1,736	\$826	2,099	\$867	2,119	\$879	1,878	\$1,244
65+	1,955	\$316	2,571	\$303	3,264	\$347	3,556	\$349	3,764	\$341
<b>Total</b>	<b>7,499</b>	<b>\$740</b>	<b>9,242</b>	<b>\$908</b>	<b>11,303</b>	<b>\$876</b>	<b>11,335</b>	<b>\$918</b>	<b>10,758</b>	<b>\$1,055</b>

**Patient Discharges**



**Average Billed Charges**



County / Hospital	2010		2011		2012		2013		2014	
	Cases	Avg Bill	Cases	Avg Bill	Cases	Avg Bill	Cases	Avg Bill	Cases	Avg Bill
<b>Clark</b>										
Centennial Hills	78	\$1,472	91	\$1,079	129	\$1,137	130	\$1,425	176	\$2,494
Desert Springs	4	\$402	0	\$0	48	\$211	21	\$308	34	\$4,936
Mountain View	407	\$1,140	627	\$2,753	642	\$3,143	578	\$3,739	606	\$3,892
North Vista	82	\$7,262	104	\$7,717	65	\$7,242	57	\$6,281	31	\$5,564
Southern Hills	146	\$3,853	278	\$4,931	265	\$5,663	304	\$5,889	356	\$5,653
Spring Valley	51	\$1,723	41	\$1,437	51	\$1,173	32	\$1,528	61	\$4,297
St. Rose-Rose de Lima	24	\$1,786	8	\$1,517	9	\$1,826	15	\$2,429	13	\$5,412
St. Rose-San Martin	58	\$1,646	40	\$1,895	79	\$1,399	77	\$1,432	50	\$2,352
St. Rose-Siena	114	\$2,054	159	\$2,086	177	\$2,021	242	\$1,646	87	\$2,640
Summerlin	79	\$1,452	53	\$1,664	70	\$1,155	56	\$1,458	102	\$4,745
Sunrise	174	\$2,071	120	\$2,533	163	\$2,050	101	\$1,285	153	\$1,738
UMC	1,522	\$560	945	\$583	879	\$674	1,065	\$747	235	\$929
Valley	152	\$1,380	39	\$1,297	45	\$1,562	35	\$1,505	65	\$4,971
<b>Total</b>	<b>2,891</b>	<b>\$1,292</b>	<b>2,505</b>	<b>\$2,184</b>	<b>2,622</b>	<b>\$2,200</b>	<b>2,713</b>	<b>\$2,269</b>	<b>1,969</b>	<b>\$3,617</b>
<b>Washoe</b>										
Carson Tahoe	184	\$349	288	\$581	221	\$474	247	\$507	198	\$481
Northern Nevada	15	\$444	35	\$229	546	\$438	261	\$392	84	\$391
Renown Regional	1,122	\$512	2,502	\$442	3,757	\$466	4,324	\$457	4,626	\$455
Renown S. Meadows	78	\$307	119	\$369	171	\$411	177	\$458	186	\$436
Saint Mary's	244	\$573	197	\$574	160	\$568	143	\$674	129	\$733
Sierra Surgery	0	\$0	1	\$182	0	\$0	1	\$76	4	\$140
<b>Total</b>	<b>1,643</b>	<b>\$492</b>	<b>3,142</b>	<b>\$457</b>	<b>4,855</b>	<b>\$465</b>	<b>5,153</b>	<b>\$462</b>	<b>5,227</b>	<b>\$461</b>
<b>Rural</b>										
Battle Mountain	179	\$192	132	\$254	132	\$291	154	\$279	132	\$254
Boulder City	0	\$0	2	\$1,349	1	\$191	0	\$0	1	\$530
Carson Valley	74	\$306	53	\$453	48	\$473	116	\$352	83	\$398
Churchill	541	\$293	691	\$333	644	\$288	514	\$337	585	\$381
Desert View	25	\$263	25	\$768	16	\$2,207	37	\$858	81	\$763
Grover C. Dils	49	\$120	34	\$119	33	\$95	36	\$182	34	\$115
Humboldt	177	\$410	910	\$488	1,029	\$702	939	\$744	723	\$851
Incline Village	60	\$218	58	\$182	59	\$210	57	\$236	56	\$294
Mesa View	92	\$302	76	\$497	70	\$388	56	\$438	108	\$586
Mount Grant	6	\$242	12	\$268	3	\$218	7	\$183	7	\$257
Northeastern	628	\$684	560	\$793	609	\$922	631	\$969	656	\$769
Nye	160	\$215	148	\$221	134	\$217	10	\$195	0	\$0
Pershing	108	\$225	170	\$212	164	\$214	152	\$192	123	\$171
South Lyon	564	\$153	391	\$138	540	\$139	445	\$150	708	\$192
William Bee Ririe	302	\$286	333	\$325	344	\$360	315	\$383	265	\$408
<b>Total</b>	<b>2,965</b>	<b>\$338</b>	<b>3,595</b>	<b>\$413</b>	<b>3,826</b>	<b>\$489</b>	<b>3,469</b>	<b>\$537</b>	<b>3,562</b>	<b>\$511</b>
<b>All Counties</b>	<b>7,499</b>	<b>\$740</b>	<b>9,242</b>	<b>\$908</b>	<b>11,303</b>	<b>\$876</b>	<b>11,335</b>	<b>\$918</b>	<b>10,758</b>	<b>\$1,055</b>

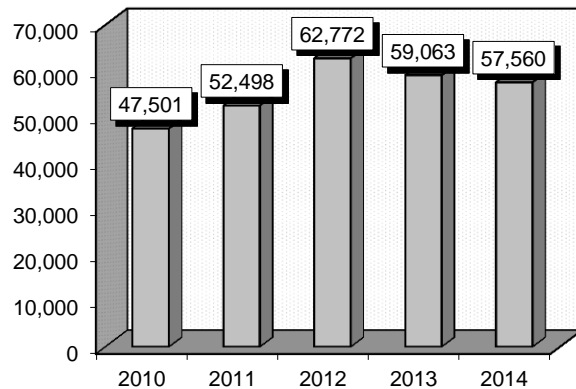
### Venipuncture (00457)

**Diagnoses:** that frequently accompanied Venipuncture were: 1) Long-term (current) use of anticoagulants (V5861), 2) Atrial fibrillation (42731), 3) Unspecified acquired hypothyroidism (2449), 4) Encounter for therapeutic drug monitoring (V5883), 5) Other malaise and fatigue (78079), 6) Long-term (current) use of other medications (V5869), 7) Anemia, unspecified (2859), 8) Other and unspecified hyperlipidemia (2724), 9) Mitral valve disorders (4240).

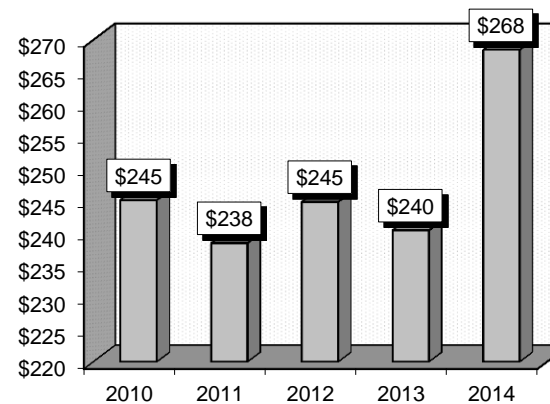
**Definitions: Venipuncture:** The puncture of a vein, usually to withdraw blood or inject a solution. **Atrial fibrillation:** An irregular and often very fast heart rate. The heart's two upper chambers (the atria) beat chaotically and irregularly - out of coordination with the two lower chambers (the ventricles) of the heart. **Hypothyroidism:** Diminished production of thyroid hormone, leading to clinical manifestations of thyroid insufficiency, including low metabolic rate, tendency to gain weight, somnolence, and sometimes myxedema. **Anemia:** A condition marked by a deficiency of red blood cells or of hemoglobin in the blood, resulting in pallor and weariness; diminishes the capacity of the blood to carry oxygen. **Hyperlipidemia:** An abnormally high concentration of fats or lipids in the blood.

Gender	2010		2011		2012		2013		2014	
	Cases	Avg Bill	Cases	Avg Bill	Cases	Avg Bill	Cases	Avg Bill	Cases	Avg Bill
Male	20,114	\$257	21,209	\$219	25,035	\$231	23,263	\$209	21,522	\$237
Female	27,387	\$236	31,289	\$252	37,737	\$254	35,800	\$261	36,038	\$288
Age Group	Cases	Avg Bill	Cases	Avg Bill	Cases	Avg Bill	Cases	Avg Bill	Cases	Avg Bill
0-17	1,780	\$293	2,080	\$702	2,477	\$602	2,350	\$334	2,150	\$372
18-35	5,948	\$258	6,795	\$272	8,605	\$279	8,663	\$291	8,624	\$313
36-49	4,958	\$291	5,897	\$302	6,835	\$299	6,536	\$318	6,340	\$346
50-64	9,440	\$361	10,350	\$248	11,958	\$277	11,343	\$281	11,207	\$329
65+	25,375	\$187	27,376	\$178	32,897	\$186	30,171	\$187	29,239	\$208
<b>Total</b>	<b>47,501</b>	<b>\$245</b>	<b>52,498</b>	<b>\$238</b>	<b>62,772</b>	<b>\$245</b>	<b>59,063</b>	<b>\$240</b>	<b>57,560</b>	<b>\$268</b>

Patient Discharges



Average Billed Charges



County / Hospital	2010		2011		2012		2013		2014	
	Cases	Avg Bill	Cases	Avg Bill	Cases	Avg Bill	Cases	Avg Bill	Cases	Avg Bill
<b>Clark</b>										
Centennial Hills	4	\$1,097	4	\$298	9	\$549	13	\$583	23	\$1,132
Desert Springs	34	\$1,010	28	\$807	38	\$1,403	16	\$1,120	16	\$3,795
Mountain View	296	\$1,662	112	\$1,997	58	\$4,563	0	\$0	0	\$0
North Vista	38	\$382	31	\$1,436	32	\$851	39	\$576	40	\$734
Southern Hills	150	\$1,052	69	\$1,190	60	\$1,744	50	\$2,014	40	\$1,985
Spring Valley	13	\$860	8	\$839	9	\$903	7	\$1,165	9	\$3,514
St. Rose-Rose de Lima	71	\$7,402	45	\$2,059	28	\$3,431	25	\$3,357	17	\$4,862
St. Rose-San Martin	88	\$11,403	52	\$1,777	45	\$4,448	56	\$3,617	48	\$5,049
St. Rose-Siena	91	\$7,143	92	\$1,865	87	\$4,696	91	\$3,885	115	\$4,580
Summerlin	46	\$760	36	\$911	33	\$2,600	26	\$1,513	54	\$1,700
Sunrise	131	\$2,294	156	\$9,048	147	\$7,800	82	\$1,920	84	\$2,510
UMC	1,347	\$291	1,132	\$336	1,012	\$328	1,096	\$405	685	\$235
Valley	19	\$850	7	\$1,305	25	\$922	16	\$973	40	\$3,412
<b>Total</b>	<b>2,328</b>	<b>\$1,562</b>	<b>1,772</b>	<b>\$1,451</b>	<b>1,583</b>	<b>\$1,741</b>	<b>1,517</b>	<b>\$958</b>	<b>1,171</b>	<b>\$1,434</b>
<b>Washoe</b>										
Carson Tahoe	11,097	\$208	10,918	\$202	12,918	\$196	11,584	\$195	10,658	\$203
Northern Nevada	558	\$127	451	\$157	877	\$318	804	\$194	743	\$367
Renown Regional	7,594	\$179	13,859	\$210	20,639	\$230	20,975	\$250	22,713	\$267
Renown S. Meadows	1,038	\$168	1,318	\$191	1,266	\$234	1,468	\$267	1,371	\$297
Saint Mary's	1,589	\$372	1,453	\$342	1,085	\$361	786	\$539	745	\$764
Sierra Surgery	0	\$0	0	\$0	0	\$0	186	\$280	299	\$332
<b>Total</b>	<b>21,876</b>	<b>\$206</b>	<b>27,999</b>	<b>\$212</b>	<b>36,785</b>	<b>\$224</b>	<b>35,803</b>	<b>\$238</b>	<b>36,529</b>	<b>\$262</b>
<b>Rural</b>										
Battle Mountain	223	\$137	0	\$0	0	\$0	0	\$0	1	\$105
Boulder City	357	\$223	273	\$279	313	\$246	156	\$570	67	\$569
Carson Valley	3,954	\$211	4,030	\$263	3,440	\$255	3,409	\$269	3,568	\$283
Churchill	5,150	\$146	4,787	\$154	5,170	\$161	3,947	\$166	3,480	\$182
Desert View	509	\$91	430	\$150	458	\$209	305	\$577	458	\$780
Grover C. Dils	317	\$124	366	\$118	298	\$115	416	\$94	370	\$89
Humboldt	777	\$109	2,136	\$192	2,870	\$231	2,542	\$229	1,961	\$212
Incline Village	591	\$107	556	\$95	468	\$94	872	\$127	857	\$132
Mesa View	442	\$151	426	\$175	770	\$151	761	\$174	827	\$155
Mount Grant	1,494	\$112	1,315	\$114	1,390	\$118	1,210	\$134	1,169	\$144
Northeastern	2,729	\$184	2,550	\$223	2,558	\$224	2,394	\$251	2,080	\$266
Nye	667	\$175	758	\$193	664	\$228	178	\$223	0	\$0
Pershing	815	\$133	873	\$148	808	\$167	752	\$164	689	\$155
South Lyon	3,046	\$69	2,230	\$70	3,196	\$73	2,953	\$69	2,604	\$107
William Bee Ririe	2,226	\$181	1,997	\$172	2,001	\$184	1,848	\$207	1,729	\$206
<b>Total</b>	<b>23,297</b>	<b>\$151</b>	<b>22,727</b>	<b>\$176</b>	<b>24,404</b>	<b>\$179</b>	<b>21,743</b>	<b>\$194</b>	<b>19,860</b>	<b>\$211</b>
<b>All Counties</b>	<b>47,501</b>	<b>\$245</b>	<b>52,498</b>	<b>\$238</b>	<b>62,772</b>	<b>\$245</b>	<b>59,063</b>	<b>\$240</b>	<b>57,560</b>	<b>\$268</b>

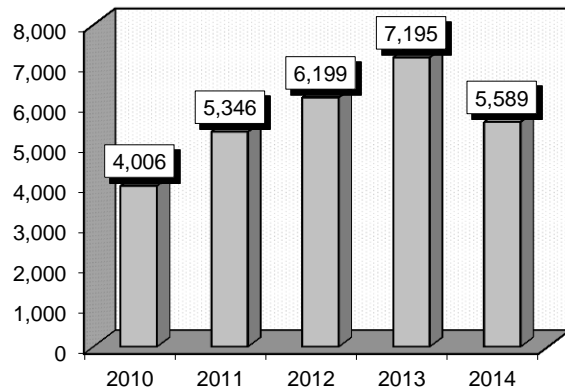
### Infections Of Upper Respiratory Tract (00562)

**Diagnoses:** that frequently accompanied Infections Of Upper Respiratory Tract were: 1) Acute pharyngitis (462), 2) Allergic rhinitis, cause unspecified (4779), 3) Acute sinusitis, unspecified (4619), 4) Acute bronchitis (4660), 5) Streptococcal sore throat (0340), 6) Tobacco use disorder (3051), 7) Acute tonsillitis (463).

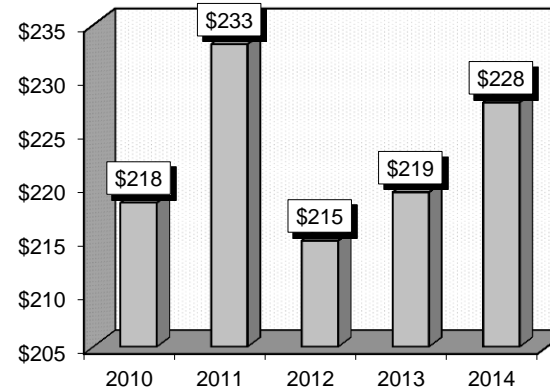
**Definitions:** **Pharyngitis:** Inflammation of the pharynx, causing a sore throat. **Rhinitis:** Inflammation of the nasal mucous membrane. **Sinusitis:** Inflammation of a nasal sinus. **Bronchitis:** An inflammation of the air passages between the nose and the lungs, including the windpipe or trachea and the larger air tubes of the lung that bring air in from the trachea (bronchi). **Tonsillitis:** Inflammation of the tonsils.

Gender	2010		2011		2012		2013		2014	
	Cases	Avg Bill	Cases	Avg Bill	Cases	Avg Bill	Cases	Avg Bill	Cases	Avg Bill
Male	1,663	\$220	2,317	\$235	2,687	\$215	3,092	\$220	2,393	\$226
Female	2,343	\$217	3,029	\$232	3,512	\$215	4,103	\$219	3,196	\$229
Age Group	Cases	Avg Bill	Cases	Avg Bill	Cases	Avg Bill	Cases	Avg Bill	Cases	Avg Bill
0-17	1,289	\$224	1,844	\$223	2,309	\$199	2,535	\$207	1,744	\$230
18-35	692	\$221	1,035	\$231	1,133	\$227	1,369	\$217	1,075	\$219
36-49	729	\$228	919	\$230	971	\$216	1,101	\$216	862	\$219
50-64	726	\$206	857	\$242	1,010	\$224	1,228	\$226	1,042	\$218
65+	570	\$206	691	\$258	776	\$232	962	\$252	866	\$254
<b>Total</b>	<b>4,006</b>	<b>\$218</b>	<b>5,346</b>	<b>\$233</b>	<b>6,199</b>	<b>\$215</b>	<b>7,195</b>	<b>\$219</b>	<b>5,589</b>	<b>\$228</b>

**Patient Discharges**



**Average Billed Charges**



County / Hospital	2010		2011		2012		2013		2014	
	Cases	Avg Bill	Cases	Avg Bill	Cases	Avg Bill	Cases	Avg Bill	Cases	Avg Bill
<b>Clark</b>										
Centennial Hills	0	\$0	0	\$0	1	\$301	0	\$0	0	\$0
Desert Springs	0	\$0	0	\$0	0	\$0	0	\$0	0	\$0
Mountain View	0	\$0	0	\$0	0	\$0	0	\$0	1	\$418
North Vista	0	\$0	0	\$0	0	\$0	0	\$0	0	\$0
Southern Hills	0	\$0	1	\$502	2	\$842	0	\$0	0	\$0
Spring Valley	0	\$0	0	\$0	0	\$0	0	\$0	0	\$0
St. Rose-Rose de Lima	0	\$0	0	\$0	0	\$0	0	\$0	0	\$0
St. Rose-San Martin	0	\$0	0	\$0	0	\$0	0	\$0	0	\$0
St. Rose-Siena	0	\$0	0	\$0	0	\$0	0	\$0	0	\$0
Summerlin	0	\$0	0	\$0	1	\$213	0	\$0	0	\$0
Sunrise	0	\$0	0	\$0	0	\$0	0	\$0	0	\$0
UMC	310	\$255	371	\$284	250	\$280	270	\$291	184	\$261
Valley	0	\$0	0	\$0	0	\$0	0	\$0	0	\$0
<b>Total</b>	<b>310</b>	<b>\$255</b>	<b>372</b>	<b>\$284</b>	<b>254</b>	<b>\$284</b>	<b>270</b>	<b>\$291</b>	<b>185</b>	<b>\$262</b>
<b>Washoe</b>										
Carson Tahoe	2,258	\$274	1,999	\$357	1,792	\$323	1,813	\$369	1,738	\$389
Northern Nevada	0	\$0	0	\$0	0	\$0	0	\$0	0	\$0
Renown Regional	0	\$0	0	\$0	77	\$274	171	\$282	132	\$258
Renown S. Meadows	0	\$0	0	\$0	0	\$0	0	\$0	0	\$0
Saint Mary's	0	\$0	0	\$0	0	\$0	0	\$0	0	\$0
Sierra Surgery	0	\$0	0	\$0	0	\$0	0	\$0	0	\$0
<b>Total</b>	<b>2,258</b>	<b>\$274</b>	<b>1,999</b>	<b>\$357</b>	<b>1,869</b>	<b>\$321</b>	<b>1,984</b>	<b>\$361</b>	<b>1,870</b>	<b>\$379</b>
<b>Rural</b>										
Battle Mountain	1	\$172	2	\$219	0	\$0	1	\$315	0	\$0
Boulder City	0	\$0	0	\$0	0	\$0	0	\$0	0	\$0
Carson Valley	250	\$168	163	\$295	153	\$291	264	\$294	195	\$310
Churchill	0	\$0	0	\$0	0	\$0	0	\$0	0	\$0
Desert View	0	\$0	0	\$0	0	\$0	0	\$0	0	\$0
Grover C. Dils	4	\$155	0	\$0	0	\$0	0	\$0	0	\$0
Humboldt	204	\$128	1,966	\$132	3,070	\$164	3,530	\$146	2,424	\$137
Incline Village	0	\$0	34	\$168	21	\$183	0	\$0	4	\$436
Mesa View	0	\$0	0	\$0	0	\$0	0	\$0	0	\$0
Mount Grant	0	\$0	0	\$0	0	\$0	0	\$0	0	\$0
Northeastern	0	\$0	0	\$0	1	\$102	0	\$0	1	\$850
Nye	0	\$0	0	\$0	1	\$254	366	\$253	0	\$0
Pershing	977	\$111	803	\$138	809	\$130	778	\$124	479	\$134
South Lyon	1	\$568	6	\$143	21	\$140	2	\$222	431	\$131
William Bee Ririe	1	\$557	1	\$507	0	\$0	0	\$0	0	\$0
<b>Total</b>	<b>1,438</b>	<b>\$124</b>	<b>2,975</b>	<b>\$143</b>	<b>4,076</b>	<b>\$162</b>	<b>4,941</b>	<b>\$158</b>	<b>3,534</b>	<b>\$146</b>
<b>All Counties</b>	<b>4,006</b>	<b>\$218</b>	<b>5,346</b>	<b>\$233</b>	<b>6,199</b>	<b>\$215</b>	<b>7,195</b>	<b>\$219</b>	<b>5,589</b>	<b>\$228</b>

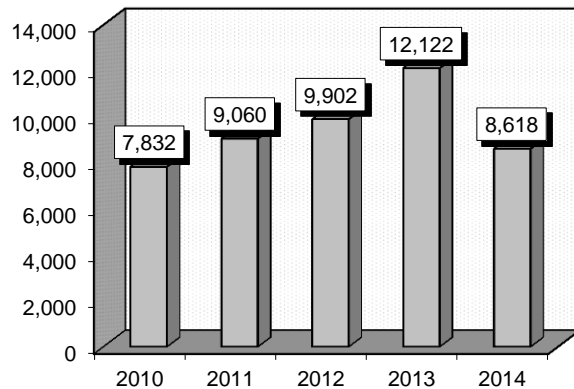
### Hypertension (00599)

**Diagnoses:** that frequently accompanied Hypertension were: 1) Unspecified essential hypertension (4019), 2) Other and unspecified hyperlipidemia (2724), 3) Diabetes mellitus without mention of complication, type II or unspecified type, not stated as uncontrolled (25000), 4) Unspecified acquired hypothyroidism (2449), 5) Tobacco use disorder (3051), 6) Obesity, unspecified (27800), 7) Pure hypercholesterolemia (2720), 8) Coronary atherosclerosis of native coronary artery (41401), 9) Long-term (current) use of other medications (V5869), 10) Personal history of transient ischemic attack (TIA), and cerebral infarction without residual deficits (V1254).

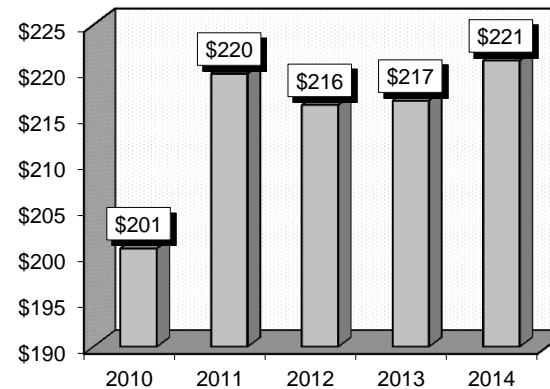
**Definitions:** **Hypertension:** High blood pressure. **Hyperlipidemia:** An abnormally high concentration of fats or lipids in the blood. **Hypothyroidism:** Diminished production of thyroid hormone, leading to clinical manifestations of thyroid insufficiency, including low metabolic rate, tendency to gain weight, somnolence, and sometimes myxedema. **Hypercholesterolemia:** An abnormally high concentration of cholesterol in the blood. **Atherosclerosis:** The build up of a waxy plaque on the inside of blood vessels. **Cerebral infarction:** A type of ischemic stroke resulting from a blockage in the blood vessels supplying blood to the brain.

Gender	2010		2011		2012		2013		2014	
	Cases	Avg Bill	Cases	Avg Bill	Cases	Avg Bill	Cases	Avg Bill	Cases	Avg Bill
Male	3,522	\$205	4,071	\$219	4,571	\$216	5,538	\$217	4,004	\$220
Female	4,310	\$197	4,989	\$220	5,331	\$217	6,584	\$217	4,614	\$222
Age Group	Cases	Avg Bill	Cases	Avg Bill	Cases	Avg Bill	Cases	Avg Bill	Cases	Avg Bill
0-17	0	\$0	0	\$0	0	\$0	2	\$80	1	\$133
18-35	204	\$195	259	\$207	265	\$204	314	\$207	177	\$203
36-49	1,368	\$203	1,493	\$212	1,597	\$211	2,028	\$211	1,213	\$213
50-64	3,901	\$203	4,433	\$212	5,065	\$215	6,659	\$214	4,412	\$219
65+	2,359	\$196	2,875	\$237	2,975	\$222	3,119	\$226	2,815	\$230
<b>Total</b>	<b>7,832</b>	<b>\$201</b>	<b>9,060</b>	<b>\$220</b>	<b>9,902</b>	<b>\$216</b>	<b>12,122</b>	<b>\$217</b>	<b>8,618</b>	<b>\$221</b>

Patient Discharges



Average Billed Charges





County / Hospital	2010		2011		2012		2013		2014	
	Cases	Avg Bill	Cases	Avg Bill	Cases	Avg Bill	Cases	Avg Bill	Cases	Avg Bill
<b>Clark</b>										
Centennial Hills	0	\$0	0	\$0	0	\$0	0	\$0	0	\$0
Desert Springs	0	\$0	0	\$0	0	\$0	0	\$0	0	\$0
Mountain View	0	\$0	0	\$0	0	\$0	0	\$0	0	\$0
North Vista	0	\$0	0	\$0	0	\$0	0	\$0	0	\$0
Southern Hills	0	\$0	0	\$0	0	\$0	0	\$0	0	\$0
Spring Valley	0	\$0	0	\$0	0	\$0	0	\$0	0	\$0
St. Rose-Rose de Lima	0	\$0	0	\$0	0	\$0	0	\$0	0	\$0
St. Rose-San Martin	0	\$0	0	\$0	0	\$0	0	\$0	0	\$0
St. Rose-Siena	0	\$0	0	\$0	0	\$0	0	\$0	0	\$0
Summerlin	0	\$0	0	\$0	0	\$0	0	\$0	0	\$0
Sunrise	0	\$0	0	\$0	0	\$0	0	\$0	0	\$0
UMC	5,772	\$209	6,276	\$217	6,427	\$222	6,844	\$221	3,992	\$227
Valley	0	\$0	0	\$0	0	\$0	0	\$0	0	\$0
<b>Total</b>	<b>5,772</b>	<b>\$209</b>	<b>6,276</b>	<b>\$217</b>	<b>6,427</b>	<b>\$222</b>	<b>6,844</b>	<b>\$221</b>	<b>3,992</b>	<b>\$227</b>
<b>Washoe</b>										
Carson Tahoe	22	\$372	12	\$555	24	\$507	24	\$445	29	\$551
Northern Nevada	0	\$0	0	\$0	0	\$0	0	\$0	0	\$0
Renown Regional	1	\$893	0	\$0	517	\$227	2,211	\$220	1,773	\$229
Renown S. Meadows	0	\$0	0	\$0	0	\$0	0	\$0	0	\$0
Saint Mary's	348	\$194	656	\$220	0	\$0	0	\$0	0	\$0
Sierra Surgery	0	\$0	0	\$0	0	\$0	0	\$0	0	\$0
<b>Total</b>	<b>371</b>	<b>\$207</b>	<b>668</b>	<b>\$226</b>	<b>541</b>	<b>\$240</b>	<b>2,235</b>	<b>\$222</b>	<b>1,802</b>	<b>\$234</b>
<b>Rural</b>										
Battle Mountain	0	\$0	0	\$0	0	\$0	0	\$0	0	\$0
Boulder City	0	\$0	0	\$0	0	\$0	0	\$0	0	\$0
Carson Valley	1,067	\$200	1,088	\$303	1,084	\$287	1,066	\$293	1,005	\$314
Churchill	0	\$0	0	\$0	0	\$0	0	\$0	0	\$0
Desert View	0	\$0	0	\$0	0	\$0	0	\$0	0	\$0
Grover C. Dils	0	\$0	0	\$0	0	\$0	0	\$0	0	\$0
Humboldt	201	\$139	780	\$150	1,499	\$155	1,519	\$149	1,251	\$147
Incline Village	0	\$0	0	\$0	3	\$133	0	\$0	0	\$0
Mesa View	0	\$0	0	\$0	0	\$0	0	\$0	0	\$0
Mount Grant	0	\$0	0	\$0	0	\$0	0	\$0	0	\$0
Northeastern	0	\$0	0	\$0	0	\$0	0	\$0	0	\$0
Nye	0	\$0	0	\$0	0	\$0	126	\$260	0	\$0
Pershing	421	\$114	248	\$123	343	\$128	332	\$135	142	\$145
South Lyon	0	\$0	0	\$0	5	\$108	0	\$0	426	\$140
William Bee Ririe	0	\$0	0	\$0	0	\$0	0	\$0	0	\$0
<b>Total</b>	<b>1,689</b>	<b>\$172</b>	<b>2,116</b>	<b>\$225</b>	<b>2,934</b>	<b>\$201</b>	<b>3,043</b>	<b>\$202</b>	<b>2,824</b>	<b>\$205</b>
<b>All Counties</b>	<b>7,832</b>	<b>\$201</b>	<b>9,060</b>	<b>\$220</b>	<b>9,902</b>	<b>\$216</b>	<b>12,122</b>	<b>\$217</b>	<b>8,618</b>	<b>\$221</b>

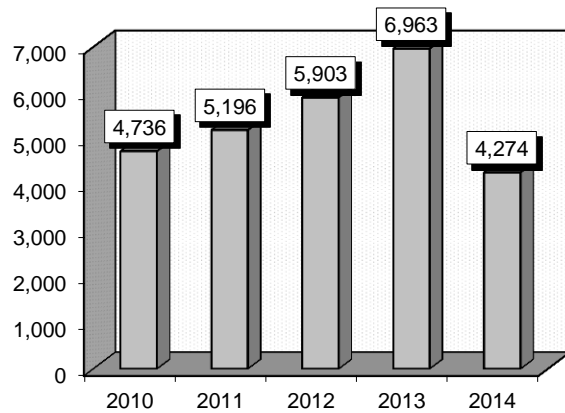
### Diabetes Without Complications (00713)

**Diagnoses:** that frequently accompanied Diabetes Without Complications were: 1) Unspecified essential hypertension (4019), 2) Other and unspecified hyperlipidemia (2724), 3) Long-term (current) use of insulin (V5867), 4) Unspecified acquired hypothyroidism (2449), 5) Pure hypercholesterolemia (2720), 6) Obesity, unspecified (27800), 7) Chronic kidney disease, unspecified (5859), 8) Unspecified vitamin D deficiency (2689), 9) Tobacco use disorder (3051), 10) Coronary atherosclerosis of native coronary artery (41401), 11) Asthma, unspecified type, unspecified (49390).

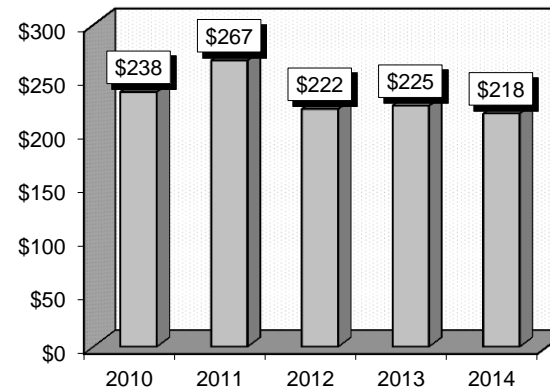
**Definitions:** **Hyperlipidemia:** An abnormally high concentration of fats or lipids in the blood. **Hypothyroidism:** Diminished production of thyroid hormone, leading to clinical manifestations of thyroid insufficiency, including low metabolic rate, tendency to gain weight, somnolence, and sometimes myxedema. **Hypercholesterolemia:** An abnormally high concentration of cholesterol in the blood. **Atherosclerosis:** The build up of a waxy plaque on the inside of blood vessels.

Gender	2010		2011		2012		2013		2014	
	Cases	Avg Bill	Cases	Avg Bill	Cases	Avg Bill	Cases	Avg Bill	Cases	Avg Bill
Male	2,398	\$258	2,664	\$286	2,904	\$222	3,418	\$224	2,106	\$218
Female	2,338	\$217	2,532	\$247	2,999	\$222	3,545	\$225	2,168	\$217
Age Group	Cases	Avg Bill	Cases	Avg Bill	Cases	Avg Bill	Cases	Avg Bill	Cases	Avg Bill
0-17	4	\$244	6	\$233	3	\$195	4	\$187	3	\$124
18-35	305	\$214	257	\$256	247	\$223	310	\$227	156	\$227
36-49	1,029	\$254	1,056	\$290	1,135	\$233	1,448	\$233	709	\$227
50-64	2,473	\$238	2,772	\$266	3,272	\$225	3,961	\$227	2,381	\$223
65+	925	\$227	1,105	\$252	1,246	\$202	1,240	\$206	1,025	\$197
<b>Total</b>	<b>4,736</b>	<b>\$238</b>	<b>5,196</b>	<b>\$267</b>	<b>5,903</b>	<b>\$222</b>	<b>6,963</b>	<b>\$225</b>	<b>4,274</b>	<b>\$218</b>

**Patient Discharges**



**Average Billed Charges**



County / Hospital	2010		2011		2012		2013		2014	
	Cases	Avg Bill	Cases	Avg Bill	Cases	Avg Bill	Cases	Avg Bill	Cases	Avg Bill
<b>Clark</b>										
Centennial Hills	0	\$0	0	\$0	0	\$0	0	\$0	0	\$0
Desert Springs	5	\$362	15	\$549	0	\$0	2	\$657	0	\$0
Mountain View	0	\$0	0	\$0	0	\$0	0	\$0	0	\$0
North Vista	31	\$960	60	\$1,093	0	\$0	0	\$0	0	\$0
Southern Hills	0	\$0	0	\$0	0	\$0	0	\$0	0	\$0
Spring Valley	0	\$0	0	\$0	0	\$0	0	\$0	0	\$0
St. Rose-Rose de Lima	3	\$488	4	\$568	1	\$541	0	\$0	0	\$0
St. Rose-San Martin	2	\$249	4	\$282	0	\$0	0	\$0	0	\$0
St. Rose-Siena	0	\$0	0	\$0	0	\$0	0	\$0	0	\$0
Summerlin	2	\$255	1	\$3,135	0	\$0	0	\$0	1	\$600
Sunrise	14	\$1,939	16	\$2,499	0	\$0	0	\$0	0	\$0
UMC	3,817	\$233	3,985	\$256	3,862	\$239	3,636	\$235	1,950	\$230
Valley	14	\$1,176	14	\$1,212	0	\$0	0	\$0	0	\$0
<b>Total</b>	<b>3,888</b>	<b>\$249</b>	<b>4,099</b>	<b>\$283</b>	<b>3,863</b>	<b>\$239</b>	<b>3,638</b>	<b>\$236</b>	<b>1,951</b>	<b>\$230</b>
<b>Washoe</b>										
Carson Tahoe	45	\$406	72	\$333	1	\$219	3	\$339	2	\$242
Northern Nevada	10	\$325	7	\$281	0	\$0	0	\$0	0	\$0
Renown Regional	149	\$226	150	\$256	679	\$228	2,089	\$233	1,183	\$242
Renown S. Meadows	0	\$0	0	\$0	0	\$0	0	\$0	0	\$0
Saint Mary's	6	\$191	8	\$227	0	\$0	0	\$0	0	\$0
Sierra Surgery	0	\$0	0	\$0	0	\$0	0	\$0	0	\$0
<b>Total</b>	<b>210</b>	<b>\$268</b>	<b>237</b>	<b>\$279</b>	<b>680</b>	<b>\$228</b>	<b>2,092</b>	<b>\$233</b>	<b>1,185</b>	<b>\$242</b>
<b>Rural</b>										
Battle Mountain	0	\$0	0	\$0	0	\$0	0	\$0	0	\$0
Boulder City	0	\$0	0	\$0	0	\$0	0	\$0	0	\$0
Carson Valley	307	\$202	235	\$296	222	\$297	224	\$296	175	\$307
Churchill	0	\$0	0	\$0	0	\$0	0	\$0	0	\$0
Desert View	0	\$0	0	\$0	0	\$0	0	\$0	0	\$0
Grover C. Dils	0	\$0	0	\$0	0	\$0	0	\$0	0	\$0
Humboldt	82	\$141	370	\$155	773	\$153	833	\$149	586	\$152
Incline Village	0	\$0	8	\$149	1	\$65	0	\$0	0	\$0
Mesa View	0	\$0	0	\$0	0	\$0	0	\$0	0	\$0
Mount Grant	0	\$0	1	\$1,585	0	\$0	0	\$0	0	\$0
Northeastern	0	\$0	1	\$76	4	\$43	0	\$0	0	\$0
Nye	0	\$0	0	\$0	0	\$0	33	\$287	0	\$0
Pershing	249	\$110	245	\$139	335	\$134	143	\$139	67	\$153
South Lyon	0	\$0	0	\$0	25	\$110	0	\$0	310	\$133
William Bee Ririe	0	\$0	0	\$0	0	\$0	0	\$0	0	\$0
<b>Total</b>	<b>638</b>	<b>\$158</b>	<b>860</b>	<b>\$190</b>	<b>1,360</b>	<b>\$171</b>	<b>1,233</b>	<b>\$178</b>	<b>1,138</b>	<b>\$171</b>
<b>All Counties</b>	<b>4,736</b>	<b>\$238</b>	<b>5,196</b>	<b>\$267</b>	<b>5,903</b>	<b>\$222</b>	<b>6,963</b>	<b>\$225</b>	<b>4,274</b>	<b>\$218</b>

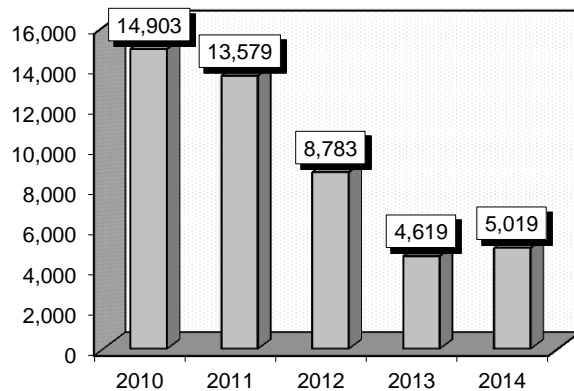
### Other Aftercare & Convalescence (00872)

**Diagnoses:** that frequently accompanied Other Aftercare & Convalescence were: 1) Follow-up examination, following radiotherapy (V671), 2) Encounter for therapeutic drug monitoring (V5883), 3) Long-term (current) use of anticoagulants (V5861), 4) Other follow-up examination (V6759), 5) Atrial fibrillation (42731), 6) Unspecified acquired hypothyroidism (2449), 7) Cervicalgia (7231), 8) Arthropathy, unspecified, site unspecified (71690), 9) Asthma, unspecified type, unspecified (49390), 10) Anemia, unspecified (2859), 11) Fitting and adjustment of vascular catheter (V5881).

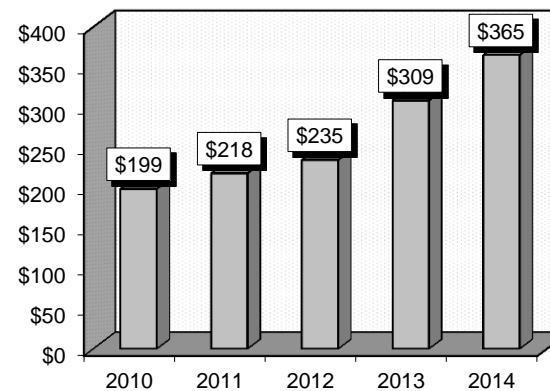
**Definitions:** **Anticoagulants:** Drugs that suppress, delay, or prevent blood clots. **Atrial fibrillation:** An irregular and often very fast heart rate. The heart's two upper chambers (the atria) beat chaotically and irregularly - out of coordination with the two lower chambers (the ventricles) of the heart. **Hypothyroidism:** Diminished production of thyroid hormone, leading to clinical manifestations of thyroid insufficiency, including low metabolic rate, tendency to gain weight, somnolence, and sometimes myxedema. **Arthropathy:** Any disease or abnormal condition affecting a joint.

Gender	2010		2011		2012		2013		2014	
	Cases	Avg Bill	Cases	Avg Bill	Cases	Avg Bill	Cases	Avg Bill	Cases	Avg Bill
Male	7,799	\$189	7,095	\$216	4,101	\$239	2,380	\$310	2,662	\$371
Female	7,104	\$210	6,484	\$221	4,682	\$231	2,239	\$307	2,357	\$358
Age Group	Cases	Avg Bill	Cases	Avg Bill	Cases	Avg Bill	Cases	Avg Bill	Cases	Avg Bill
0-17	47	\$226	63	\$212	138	\$222	138	\$244	310	\$499
18-35	689	\$427	474	\$313	553	\$244	186	\$407	213	\$405
36-49	1,082	\$215	1,032	\$226	1,881	\$228	463	\$305	509	\$380
50-64	3,022	\$189	2,687	\$213	4,058	\$229	1,297	\$294	1,476	\$342
65+	10,063	\$184	9,323	\$214	2,153	\$251	2,535	\$313	2,511	\$356
<b>Total</b>	<b>14,903</b>	<b>\$199</b>	<b>13,579</b>	<b>\$218</b>	<b>8,783</b>	<b>\$235</b>	<b>4,619</b>	<b>\$309</b>	<b>5,019</b>	<b>\$365</b>

Patient Discharges



Average Billed Charges



County / Hospital	2010		2011		2012		2013		2014	
	Cases	Avg Bill	Cases	Avg Bill	Cases	Avg Bill	Cases	Avg Bill	Cases	Avg Bill
<b>Clark</b>										
Centennial Hills	0	\$0	2	\$862	3	\$886	0	\$0	0	\$0
Desert Springs	1	\$310	2	\$396	4	\$1,206	5	\$861	2	\$898
Mountain View	0	\$0	2	\$320	5	\$358	0	\$0	1	\$418
North Vista	0	\$0	0	\$0	2	\$964	9	\$1,030	1	\$504
Southern Hills	0	\$0	0	\$0	0	\$0	1	\$1,938	1	\$818
Spring Valley	73	\$2,212	17	\$2,397	1	\$2,605	4	\$3,164	0	\$0
St. Rose-Rose de Lima	57	\$217	52	\$237	68	\$272	32	\$256	37	\$1,273
St. Rose-San Martin	17	\$199	36	\$216	21	\$226	40	\$293	37	\$350
St. Rose-Siena	0	\$0	0	\$0	0	\$0	0	\$0	0	\$0
Summerlin	1	\$267	4	\$875	8	\$1,238	0	\$0	1	\$863
Sunrise	40	\$1,097	5	\$971	3	\$520	7	\$1,063	2	\$909
UMC	472	\$305	286	\$303	274	\$336	230	\$341	472	\$542
Valley	6	\$1,166	5	\$975	6	\$1,322	4	\$1,298	1	\$1,212
<b>Total</b>	<b>667</b>	<b>\$558</b>	<b>411</b>	<b>\$399</b>	<b>395</b>	<b>\$376</b>	<b>332</b>	<b>\$419</b>	<b>555</b>	<b>\$583</b>
<b>Washoe</b>										
Carson Tahoe	156	\$209	123	\$302	29	\$254	64	\$138	28	\$264
Northern Nevada	5	\$318	0	\$0	1	\$325	0	\$0	0	\$0
Renown Regional	839	\$134	908	\$145	6,527	\$242	2,735	\$357	3,336	\$367
Renown S. Meadows	0	\$0	0	\$0	0	\$0	194	\$351	292	\$332
Saint Mary's	12,138	\$189	11,088	\$220	1,103	\$171	852	\$172	588	\$243
Sierra Surgery	0	\$0	0	\$0	0	\$0	0	\$0	0	\$0
<b>Total</b>	<b>13,138</b>	<b>\$186</b>	<b>12,119</b>	<b>\$215</b>	<b>7,660</b>	<b>\$232</b>	<b>3,845</b>	<b>\$312</b>	<b>4,244</b>	<b>\$347</b>
<b>Rural</b>										
Battle Mountain	7	\$137	0	\$0	33	\$156	87	\$159	42	\$148
Boulder City	0	\$0	0	\$0	0	\$0	0	\$0	0	\$0
Carson Valley	1,031	\$141	911	\$187	474	\$216	212	\$228	62	\$245
Churchill	2	\$111	3	\$148	5	\$335	2	\$237	2	\$200
Desert View	0	\$0	0	\$0	0	\$0	0	\$0	0	\$0
Grover C. Dils	0	\$0	0	\$0	0	\$0	0	\$0	0	\$0
Humboldt	26	\$149	88	\$138	134	\$149	118	\$164	92	\$155
Incline Village	1	\$69	30	\$139	12	\$123	0	\$0	0	\$0
Mesa View	2	\$190	6	\$206	2	\$481	4	\$235	0	\$0
Mount Grant	0	\$0	0	\$0	0	\$0	0	\$0	1	\$159
Northeastern	0	\$0	0	\$0	0	\$0	4	\$314	1	\$102
Nye	0	\$0	0	\$0	3	\$182	0	\$0	0	\$0
Pershing	24	\$104	4	\$97	47	\$79	10	\$85	3	\$111
South Lyon	4	\$102	5	\$166	17	\$207	4	\$154	16	\$117
William Bee Ririe	1	\$196	2	\$179	1	\$292	1	\$178	1	\$184
<b>Total</b>	<b>1,098</b>	<b>\$140</b>	<b>1,049</b>	<b>\$181</b>	<b>728</b>	<b>\$192</b>	<b>442</b>	<b>\$194</b>	<b>220</b>	<b>\$176</b>
<b>All Counties</b>	<b>14,903</b>	<b>\$199</b>	<b>13,579</b>	<b>\$218</b>	<b>8,783</b>	<b>\$235</b>	<b>4,619</b>	<b>\$309</b>	<b>5,019</b>	<b>\$365</b>

