



# Personal Health Choices

University of Nevada Las Vegas  
Center for Health Information Analysis  
&

Nevada Department of Health and Human Services  
Division of Health Care Financing and Policy



BOOK 1  
GENERAL ACUTE CARE HOSPITALS  
Twenty-Seventh Edition  
Calendar Years 2010-2014



## Table of Contents

Foreword	i
Acknowledgments	ii
Introduction	iii
Factors to Consider in Reviewing this Report	iv
General Acute Care Hospitals	v
Listing of DRG Groups (Reports)	vi - viii
Discussion and Graphics: 75 Diagnostic Related Groups	1 - 150

## Foreword

Personal Health Choices is a joint publication of the Center for Health Information Analysis (CHIA) and the Nevada Department of Health and Human Services, Division of Health Care Financing and Policy. This report presents general acute care hospital inpatient discharge billing records data for 75 common medical and surgical diagnoses by MS-DRG (Medicare Severity Diagnosis-Related Group) as reported by 34 of Nevada's acute care hospitals that discharged patients within the period of 2010 to 2014.

These data are available through the standard Uniform Billing form, which is utilized by hospitals to bill for their hospital charges. These data include patients who were admitted to a hospital as an inpatient, but do not include patients who were treated and released from the emergency room. It includes information about patients discharged from non-federal hospitals in Nevada. These data identify billed charges, not the actual payments received by the hospital.

The data were compiled by CHIA using information from inpatient hospital billing records. This information was gathered and analyzed as part of a contractual agreement between the Department of Health and Human Services and the University under the authority granted in Section 439B of the Nevada Revised Statutes. CHIA audits the data and requests corrections when errors are found. It is not possible to detect all errors. CHIA is not responsible for errors that cannot be found by an audit.

An electronic copy of this publication can be downloaded from <http://www.nevadacomparecare.net/static-choices.php>

Nevada Department of Health and Human Services  
Division of Health Care Financing and Policy  
1100 East William Street, Suite 101  
Carson City, NV 89701  
Telephone: (775) 684-3676

Personal Health Choices  
Twenty-Seventh Edition, 2010-2014  
Published August, 2015

The Great Seal of the State of Nevada is a large, faint watermark in the background. It features a circular border with the text "THE GREAT SEAL OF THE STATE OF NEVADA" and "FOR OUR COUNTRY" at the bottom. The central emblem depicts a landscape with a mountain, a river, a plow, and a sheaf of wheat, surrounded by stars.

**PERSONAL HEALTH CHOICES: 2010-2014**

**Book 1 - Acute Care Hospitals - Inpatient**

**ACKNOWLEDGMENTS**

**Department of Health and Human Services**

**Richard Whitley, MS, Director**

**University of Nevada, Las Vegas, School of Community Health Sciences**

**Shawn Gerstenberger, PhD, Dean**

**Center for Health Information Analysis**

**Joseph Greenway, MPH, Director**

**Division of Health Care Financing and Policy**

**Marta Jensen, Acting Administrator**

**Janice Prentice, Chief of Rates & Cost Containment Unit**

## Introduction

This twenty-seventh edition, Book 1 of Personal Health Choices compares 34 of Nevada's general acute care hospitals with respect to 75 common medical diagnoses and surgical procedures, defined by Medicare Severity Diagnosis Related Groups (MS-DRGs: see below). The definitions to all DRGs can be found on the narrative page for each DRG. Each diagnosis and procedure in this publication may be based on an individual DRG or multiple related DRGs.

### THE DIAGNOSIS RELATED GROUP (DRG) SYSTEM

Diagnosis Related Group (DRG), is a classification system that is based on principal and secondary disease diagnoses, medical and surgical procedures, complications, comorbidities (coexisting conditions), age and discharge status. The DRG system is complex in its construction, and is based upon documentation in the patient's medical record. DRGs are divided into 25 exclusive categories referred to as major diagnostic categories (MDCs). DRGs enable hospitals to recover the appropriate reimbursement for services rendered, evaluate the quality of care and assist in evaluating utilization of services. The DRGs classify patients with similar utilization of hospital resources and length of stay patterns. Each DRG represents the average resources needed to treat patients grouped to that DRG compared to the national average of resources to treat all Medicare patients. Hospitals are reimbursed at a flat rate based on the theory that patients with similar illnesses undergoing similar procedures will require similar care. The primary outcome of the DRG system is the more efficiently a hospital delivers care, the greater its operating margin will be.

### INFORMATION LEVEL

Personal Health Choices is intended as a source of information regarding the billed charges of hospitals in Nevada, and should not be construed as a definitive guide for selecting a hospital in order to receive inpatient medical care. The financial information in this report is based on billed charges rather than the amount actually collected on discharged patients per DRG. Billed charges and collected charges can differ significantly. This report provides the reader information about one component of healthcare pricing - inpatient hospitalization. Hospital outpatient services as well as professional physician and other non-hospital inpatient ancillary healthcare services are not covered in this report.

CREDIT DUE: Google Web was extensively used to obtain definitions for medical terms. This can be accessed by typing, 'define: term' in the Google search box. Also <http://medical-dictionary.thefreedictionary.com/>

## Factors

The information provided in this report is formatted so as to present narrative and tabular data on the first page and detailed tabular data on the second. This report covers a five-year trend line for DRG-related data. DRGs are sometimes broken down by age factors and/or presence of comorbidity. Comorbidity or comorbid conditions are defined as two or more coexisting medical conditions.

The first page of each selected DRG presents gender and age breakdowns of the overall hospital inpatient population, factored by the total number of discharges, average length of hospital stay and average billed charges. The age categories consist of 0-17, 18-35, 36-49, 50-64, and 65+. These age categories were selected to best illustrate the impact of the disease diagnoses and medical and surgical procedures on the populations affected. The narrative information on the first page for each DRG is based on the available data and may contain information on specific diagnoses and surgical procedures involved in the treatment of the patient. These diagnoses and procedures may not always be directly related to the primary ailment. The second page examines specific hospitals in Clark, Washoe and the Rural counties with regard to total discharges, average length of stays, and average billed charges.

It should be noted that, when comparing hospitals to average length of stay and billed charges, information based on small numbers of cases cannot provide a reliable statistical base upon which information can reflect a given hospital's experience. Further, physician charges (including those of surgeons) are normally separate from hospital charges, except in rural areas where some physician services -- such as radiology, anesthesia, and laboratory tests -- may be included in the hospital charges.

The Center for Health Information Analysis (CHIA) receives patient bill records directly from all the hospitals. These data are audited and if errors are found a resend is requested. The audit includes missing or out of range fields as well as statistical mixes of fields such as payer, gender, and race. Although CHIA does everything it can to validate the data, there are some types of errors that cannot be audited. The hospitals are typically very good at creating data and coding so these errors are a rarity.

## GENERAL ACUTE CARE HOSPITALS

Hospital Name	Address	Phone	Beds	County
Battle Mountain General Hospital	535 Humboldt St., Battle Mountain, NV 89820	(775) 635-2550	25	Lander
Boulder City Hospital	901 Adams Blvd., Boulder City, NV 89005	(702) 293-4111	83	Clark
Carson Tahoe Regional Medical Center	1600 Medical Pkwy., Carson City, NV 89703	(775) 445-8000	190	Carson
Carson Valley Medical Center	1107 Highway 395, Gardnerville, NV 89410	(775) 782-1500	23	Douglas
Centennial Hills Hospital Medical Center	6900 N. Durango Dr., Las Vegas, NV 89149	(702) 835-9700	177	Clark
Churchill Community Hospital	801 E. Williams Ave., Fallon, NV 89406	(775) 423-3151	40	Churchill
Desert Springs Hospital	2075 E. Flamingo Rd., Las Vegas, NV 89119	(702) 369-7610	293	Clark
Desert View Regional Medical Center	360 S. Lola Ln., Pahrump, NV 89048	(775) 751-7500	25	Nye
Grover C. Dils Medical Center	700 N. Spring St., Caliente, NV 89008	(775) 726-3171	20	Lincoln
Humboldt General Hospital	118 E. Haskell St., Winnemucca, NV 89445	(775) 623-5222	53	Humboldt
Incline Village Community Hospital	880 Alder Ave., Incline Village, NV 89451	(775) 833-4100	4	Washoe
Mesa View Regional Hospital	1299 Bertha Howe Ave., Mesquite, NV 89027	(702) 346-8040	25	Clark
Mount Grant General Hospital	1st & A St., Hawthorne, NV 89415	(775) 945-2461	35	Mineral
Mountain View Hospital	3100 N. Tenaya Way, Las Vegas, NV 89128	(702) 255-5000	340	Clark
North Vista Hospital	1409 E. Lake Mead Blvd., North Las Vegas, NV 89030	(702) 649-7711	177	Clark
Northeastern Nevada Regional Hospital	2001 Errecart Blvd., Elko, NV 89801	(775) 738-5151	75	Elko
Northern Nevada Medical Center	2375 E. Prater Way, Sparks, NV 89434	(775) 356-4001	108	Washoe
Nye Regional Medical Center	825 Erie Main St., Tonopah, NV 89409	(775) 482-6233	12	Nye
Pershing General Hospital	855 6th St., Lovelock, NV 89419	(775) 273-2621	38	Pershing
Renown Regional Medical Center	1155 Mill St., Reno, NV 89502	(775) 982-4511	808	Washoe
Renown South Meadows Medical Center	10101 Double R Blvd., Reno, NV 89521	(775) 982-7000	76	Washoe
Saint Mary's Regional Medical Center	235 W. Sixth St., Reno, NV 89503	(775) 770-3000	380	Washoe
Saint Rose Dominican Hospitals Rose de Lima Campus	102 E. Lake Mead Dr., Henderson, NV 89015	(702) 616-5000	110	Clark
Saint Rose Dominican Hospitals San Martin Campus	8280 W. Warm Springs Rd. Las Vegas, NV 89113	(702) 616-5509	147	Clark
Saint Rose Dominican Hospitals Siena Campus	3001 St. Rose Pkwy., Henderson, NV 89052	(702) 616-5000	230	Clark
Sierra Surgery Hospital	1400 Medical Pkwy., Carson City, NV 89703	(775) 883-1700	15	Carson
South Lyon Medical Center	213 Whitacre St., Yerington, NV 89447	(775) 463-2301	63	Lyon
Southern Hills Hospital & Medical Center	9300 W. Sunset Rd., Las Vegas, NV 89148	(702) 855-1850	134	Clark
Spring Valley Hospital Medical Center	5400 S. Rainbow Blvd., Las Vegas, NV 89118	(702) 853-3333	237	Clark
Summerlin Hospital Medical Center	657 Town Center Dr., Las Vegas, NV 89144	(702) 233-7000	454	Clark
Sunrise Hospital & Medical Center	3186 S. Maryland Pkwy., Las Vegas, NV 89109	(702) 731-8000	690	Clark
University Medical Center of Southern Nevada	1800 W. Charleston Blvd., Las Vegas, NV 89102	(702) 383-2000	541	Clark
Valley Hospital Medical Center	620 Shadow Ln., Las Vegas, NV 89106	(702) 388-4000	320	Clark
William Bee Ririe Hospital	1500 Avenue H, Ely, NV 89301	(775) 289-3001	25	White Pine



### Listing of DRG Groups (Reports)

<b>MSDRGs</b>	<b>Group Name</b>	<b>MDC</b>	<b>Pages</b>
056-057	Degenerative Nervous System Disorders	01	1-2
058-060	Multiple Sclerosis & Cerebellar Ataxia	01	3-4
061-063	Acute Ischemic Stroke With Use Of Thrombolytic Agent	01	5-6
064-066	Intracranial Hemorrhage Or Cerebral Infarction	01	7-8
069	Transient Ischemia	01	9-10
088-090	Concussion	01	11-12
163-165	Major Chest Procedures	04	13-14
177-179	Respiratory Infections & Inflammations	04	15-16
180-182	Respiratory Neoplasms	04	17-18
183-185	Major Chest Trauma	04	19-20
189	Pulmonary Edema & Respiratory Failure	04	21-22
190-192	Chronic Obstructive Pulmonary Disease	04	23-24
193-195	Simple Pneumonia & Pleurisy	04	25-26
202-203	Bronchitis & Asthma	04	27-28
216-221	Cardiac Valve & Other Major Cardiothoracic Procedures	05	29-30
231-232	Coronary Bypass With PTCA	05	31-32
233-236	Coronary Bypass	05	33-34
237-238	Major Cardiovascular Procedures	05	35-36
242-244	Permanent Cardiac Pacemaker Implant	05	37-38
280-282	Acute Myocardial Infarction, Discharged Alive	05	39-40
283-285	Acute Myocardial Infarction, Expired	05	41-42
291-293	Heart Failure & Shock	05	43-44
296-298	Cardiac Arrest, Unexplained	05	45-46
299-301	Peripheral Vascular Disorders	05	47-48
302-303	Atherosclerosis	05	49-50

### Listing of DRG Groups (Reports)

<b>MSDRGs</b>	<b>Group Name</b>	<b>MDC</b>	<b>Pages</b>
304-305	Hypertension	05	51-52
306-307	Cardiac Congenital & Valvular Disorders	05	53-54
308-310	Cardiac Arrhythmia & Conduction Disorders	05	55-56
311	Angina Pectoris	05	57-58
313	Chest Pain	05	59-60
326-328	Stomach, Esophageal & Duodenal Procedures	06	61-62
329-331	Major Small & Large Bowel Procedures	06	63-64
332-334	Rectal Resection	06	65-66
338-343	Appendectomy	06	67-68
344-346	Minor Small & Large Bowel Procedures	06	69-70
350-352	Inguinal & Femoral Hernia Procedures	06	71-72
353-355	Hernia Procedures Except Inguinal & Femoral	06	73-74
377-379	Gastrointestinal Hemorrhage	06	75-76
380-384	Peptic Ulcer	06	77-78
385-387	Inflammatory Bowel Disease	06	79-80
388-390	Gastrointestinal Obstruction	06	81-82
411-416	Cholecystectomy - Nonlaparoscopic	07	83-84
417-419	Cholecystectomy - Laparoscopic	07	85-86
432-434	Cirrhosis & Alcoholic Hepatitis	07	87-88
480-482	Hip & Femur Procedures Except Major Joint	08	89-90
485-489	Knee Procedures	08	91-92
490-491	Back & Neck Procedures Except Spinal Fusion	08	93-94
551-552	Medical Back Problems	08	95-96
582-583	Mastectomy For Malignancy	09	97-98
619-621	Operating Room Procedures For Obesity	10	99-100

### Listing of DRG Groups (Reports)

<b>MSDRGs</b>	<b>Group Name</b>	<b>MDC</b>	<b>Pages</b>
637-639	Diabetes	10	101-102
643-645	Endocrine Disorders	10	103-104
656-658	Kidney & Ureter Procedures For Neoplasm	11	105-106
659-661	Kidney And Ureter Procedures For Non-Neoplasm	11	107-108
665-667	Prostatectomy	11	109-110
682-684	Renal Failure	11	111-112
685	Admit For Renal Dialysis	11	113-114
686-688	Kidney & Urinary Tract Neoplasms	11	115-116
689-690	Kidney And Urinary Tract Infections	11	117-118
691-694	Urinary Stones	11	119-120
765	Cesarean Section With Complications	14	121-122
766	Cesarean Section Without Complications	14	123-124
774	Vaginal Delivery With Complicating Diagnoses	14	125-126
775	Vaginal Delivery Without Complicating Diagnoses	14	127-128
780	False Labor	14	129-130
791	Prematurity With Major Problems	15	131-132
795	Normal Newborn	15	133-134
856-858,862-863	Postoperative Or Post-Traumatic Infections	18	135-136
865-866	Viral Illness	18	137-138
870-872	Septicemia Or Severe Sepsis	18	139-140
881	Depressive Neuroses	19	141-142
895-897	Alcohol/Drug Abuse Or Dependence	20	143-144
913-914	Traumatic Injury	21	145-146
915-916	Allergic Reactions	21	147-148
917-918	Poisoning & Toxic Effects Of Drugs	21	149-150

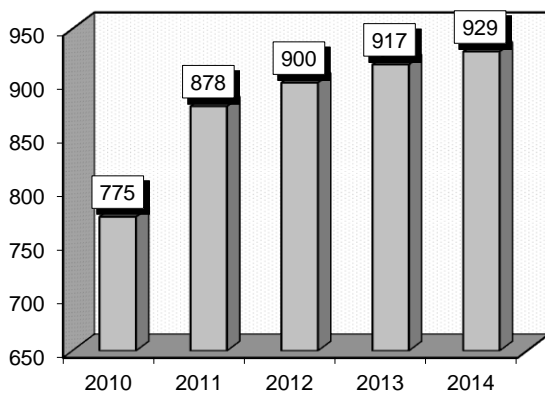
### Degenerative Nervous System Disorders (056-057)

**Diagnoses:** that frequently accompanied Degenerative Nervous System Disorders were: 1) Alzheimer's disease (3310), 2) Unspecified essential hypertension (4019), 3) Paralysis agitans (3320), 4) Hemiplegia, unspecified, affecting unspecified side (34290), 5) Dementia with lewy bodies (33182).

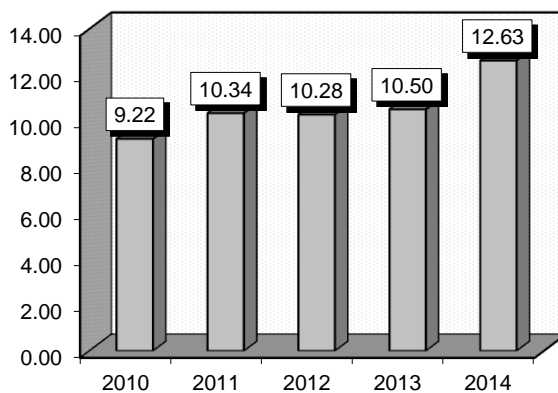
**Definitions:** **Alzheimer's disease:** A progressive, degenerative disorder that attacks the brain's nerve cells, or neurons, resulting in loss of memory, thinking and language skills, and behavioral changes. **Hypertension:** High blood pressure. **Hemiplegia:** Paralysis of one side of the body. **Dementia:** A general term for a decline in mental ability severe enough to interfere with daily life. Memory loss is an example. Alzheimer's is the most common type of dementia.

	2010			2011			2012			2013			2014		
Gender	Cases	Avg LOS	Avg Bill	Cases	Avg LOS	Avg Bill	Cases	Avg LOS	Avg Bill	Cases	Avg LOS	Avg Bill	Cases	Avg LOS	Avg Bill
Male	374	8.47	\$54,301	398	10.01	\$59,406	406	10.15	\$62,384	446	10.09	\$64,654	426	11.40	\$71,105
Female	401	9.92	\$53,282	480	10.61	\$56,888	494	10.38	\$65,867	471	10.89	\$67,115	503	13.67	\$78,888
Age Group	Cases	Avg LOS	Avg Bill	Cases	Avg LOS	Avg Bill	Cases	Avg LOS	Avg Bill	Cases	Avg LOS	Avg Bill	Cases	Avg LOS	Avg Bill
0-17	7	1.43	\$15,832	3	2.67	\$33,153	7	1.86	\$15,042	7	4.57	\$53,887	5	5.60	\$62,779
18-35	22	9.14	\$72,007	23	7.13	\$61,071	31	5.29	\$93,421	35	4.40	\$65,189	31	5.61	\$93,885
36-49	49	6.59	\$58,208	45	9.04	\$67,348	47	8.32	\$76,094	41	4.20	\$61,672	56	4.64	\$66,013
50-64	103	7.01	\$50,023	108	8.17	\$48,025	120	6.16	\$55,247	141	5.92	\$56,710	119	10.38	\$69,160
65+	594	9.91	\$53,830	699	10.89	\$58,981	695	11.43	\$64,257	693	12.18	\$68,201	718	13.97	\$76,351
<b>Total</b>	<b>775</b>	<b>9.22</b>	<b>\$53,774</b>	<b>878</b>	<b>10.34</b>	<b>\$58,029</b>	<b>900</b>	<b>10.28</b>	<b>\$64,296</b>	<b>917</b>	<b>10.50</b>	<b>\$65,918</b>	<b>929</b>	<b>12.63</b>	<b>\$75,319</b>

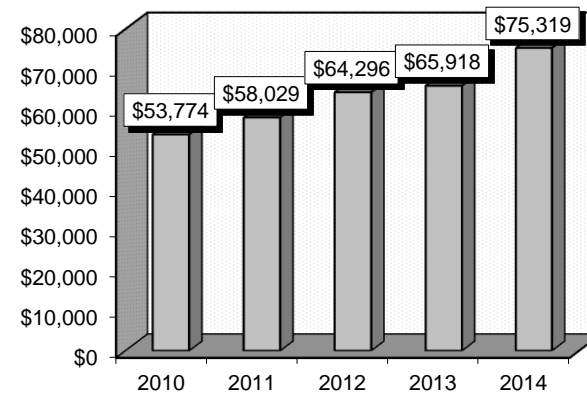
**Patient Discharges**



**Average Length of Stay**



**Average Billed Charges**



County / Hospital	2010			2011			2012			2013			2014		
	Cases	Avg LOS	Avg Bill	Cases	Avg LOS	Avg Bill	Cases	Avg LOS	Avg Bill	Cases	Avg LOS	Avg Bill	Cases	Avg LOS	Avg Bill
<b>Clark</b>															
Centennial Hills	12	3.50	\$34,915	17	7.47	\$61,202	16	4.19	\$60,318	25	4.52	\$73,922	25	5.52	\$80,814
Desert Springs	30	4.23	\$35,988	21	5.10	\$44,397	37	8.92	\$72,417	45	11.71	\$66,933	55	15.85	\$81,748
Mountain View	39	4.59	\$42,000	49	6.20	\$63,337	45	4.27	\$50,010	59	4.46	\$55,770	50	4.34	\$62,881
North Vista	11	10.36	\$71,069	13	10.00	\$35,242	14	18.50	\$58,546	22	14.77	\$48,937	9	46.00	\$118,635
Southern Hills	7	3.71	\$34,743	6	4.33	\$92,420	45	9.53	\$42,766	72	12.08	\$53,302	78	11.38	\$48,190
Spring Valley	23	6.78	\$79,478	36	3.47	\$50,090	28	4.25	\$85,008	24	3.92	\$39,703	29	5.48	\$75,975
St. Rose-Rose de Lima	17	7.94	\$50,437	12	7.25	\$44,829	11	4.73	\$46,888	14	2.93	\$40,420	13	6.62	\$56,713
St. Rose-San Martin	15	3.27	\$30,313	11	5.27	\$47,020	14	6.29	\$100,124	19	4.74	\$75,228	17	6.29	\$106,421
St. Rose-Siena	56	4.70	\$51,570	44	9.59	\$70,456	35	4.97	\$64,331	39	4.26	\$63,260	29	5.21	\$76,177
Summerlin	19	5.11	\$62,413	35	3.74	\$36,251	40	3.20	\$42,394	18	3.67	\$53,299	42	5.71	\$86,805
Sunrise	52	5.23	\$64,418	64	5.17	\$55,947	41	4.90	\$55,266	54	6.63	\$67,146	54	4.33	\$67,878
UMC	37	7.11	\$47,290	40	8.90	\$36,171	33	7.27	\$49,271	44	5.18	\$36,328	44	22.09	\$61,552
Valley	61	6.00	\$62,316	63	5.59	\$57,647	82	4.84	\$67,464	66	6.74	\$100,426	65	5.57	\$86,598
<b>Total</b>	<b>379</b>	<b>5.51</b>	<b>\$53,499</b>	<b>411</b>	<b>6.22</b>	<b>\$53,468</b>	<b>441</b>	<b>6.07</b>	<b>\$59,655</b>	<b>501</b>	<b>7.16</b>	<b>\$62,459</b>	<b>510</b>	<b>9.49</b>	<b>\$72,734</b>
<b>Washoe</b>															
Carson Tahoe	29	13.90	\$51,400	75	18.99	\$66,892	121	13.15	\$52,684	113	16.13	\$63,523	115	16.20	\$61,864
Northern Nevada	253	15.32	\$63,579	274	15.72	\$73,605	249	16.78	\$85,774	214	17.48	\$85,351	234	17.64	\$94,850
Renown Regional	58	8.67	\$40,777	69	8.39	\$41,891	56	9.55	\$52,170	39	7.72	\$50,288	25	8.84	\$68,207
Renown S. Meadows	8	3.38	\$17,858	5	2.00	\$14,411	1	1.00	\$14,815	5	3.20	\$20,557	2	2.00	\$13,129
Saint Mary's	18	5.83	\$41,829	11	3.55	\$26,114	8	3.25	\$18,018	26	3.81	\$51,361	15	5.80	\$63,369
Sierra Surgery	0	0.00	\$0	0	0.00	\$0	0	0.00	\$0	0	0.00	\$0	0	0.00	\$0
<b>Total</b>	<b>366</b>	<b>13.43</b>	<b>\$56,932</b>	<b>434</b>	<b>14.65</b>	<b>\$65,517</b>	<b>435</b>	<b>14.55</b>	<b>\$70,834</b>	<b>397</b>	<b>15.06</b>	<b>\$72,651</b>	<b>391</b>	<b>16.12</b>	<b>\$81,819</b>
<b>Rural</b>															
Battle Mountain	0	0.00	\$0	0	0.00	\$0	0	0.00	\$0	0	0.00	\$0	0	0.00	\$0
Boulder City	1	1.00	\$1,319	5	4.80	\$8,449	2	4.50	\$9,925	3	5.00	\$16,627	11	13.64	\$39,457
Carson Valley	0	0.00	\$0	0	0.00	\$0	2	4.00	\$20,570	0	0.00	\$0	1	2.00	\$12,395
Churchill	4	3.50	\$20,510	8	4.75	\$15,147	4	32.25	\$71,765	1	5.00	\$25,872	3	4.33	\$20,074
Desert View	13	6.92	\$23,563	3	6.33	\$30,258	2	2.50	\$11,763	1	1.00	\$3,125	4	3.50	\$25,490
Grover C. Dils	0	0.00	\$0	0	0.00	\$0	0	0.00	\$0	0	0.00	\$0	0	0.00	\$0
Humboldt	2	3.00	\$3,717	0	0.00	\$0	4	5.25	\$20,179	1	6.00	\$25,004	1	29.00	\$16,306
Incline Village	0	0.00	\$0	0	0.00	\$0	0	0.00	\$0	0	0.00	\$0	0	0.00	\$0
Mesa View	2	1.00	\$3,294	3	2.67	\$13,253	1	1.00	\$4,227	4	1.75	\$14,801	0	0.00	\$0
Mount Grant	0	0.00	\$0	2	3.00	\$12,696	0	0.00	\$0	2	4.50	\$13,618	0	0.00	\$0
Northeastern	6	3.67	\$23,390	3	3.67	\$19,494	7	9.14	\$39,217	6	3.17	\$17,000	6	4.17	\$25,402
Nye	0	0.00	\$0	0	0.00	\$0	0	0.00	\$0	0	0.00	\$0	0	0.00	\$0
Pershing	0	0.00	\$0	2	3.50	\$8,984	0	0.00	\$0	0	0.00	\$0	0	0.00	\$0
South Lyon	0	0.00	\$0	3	8.00	\$12,374	1	5.00	\$11,391	1	4.00	\$20,124	1	351.00	\$91,828
William Bee Ririe	2	3.00	\$8,760	4	6.25	\$26,704	1	1.00	\$2,745	0	0.00	\$0	1	3.00	\$16,951
<b>Total</b>	<b>30</b>	<b>4.70</b>	<b>\$18,719</b>	<b>33</b>	<b>4.91</b>	<b>\$16,355</b>	<b>24</b>	<b>10.13</b>	<b>\$31,049</b>	<b>19</b>	<b>3.47</b>	<b>\$16,444</b>	<b>28</b>	<b>20.96</b>	<b>\$31,647</b>
<b>All Counties</b>	<b>775</b>	<b>9.22</b>	<b>\$53,774</b>	<b>878</b>	<b>10.34</b>	<b>\$58,029</b>	<b>900</b>	<b>10.28</b>	<b>\$64,296</b>	<b>917</b>	<b>10.50</b>	<b>\$65,918</b>	<b>929</b>	<b>12.63</b>	<b>\$75,319</b>

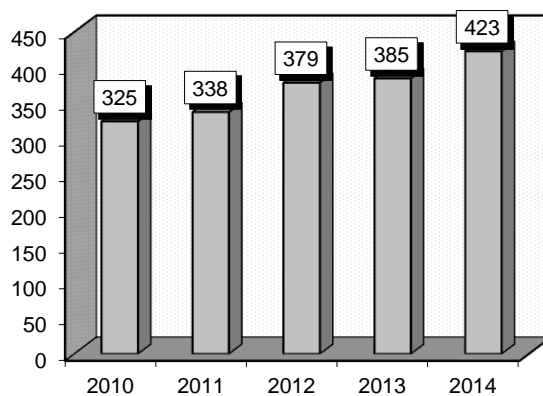
## Multiple Sclerosis & Cerebellar Ataxia (058-060)

**Diagnoses:** that frequently accompanied Multiple Sclerosis & Cerebellar Ataxia were: 1) Unspecified essential hypertension (4019), 2) Chronic pain syndrome (3384), 3) Abnormality of gait (7812), 4) Anxiety state, unspecified (30000), 5) Tobacco use disorder (3051), 6) Hemiplegia, unspecified, affecting unspecified side (34290).

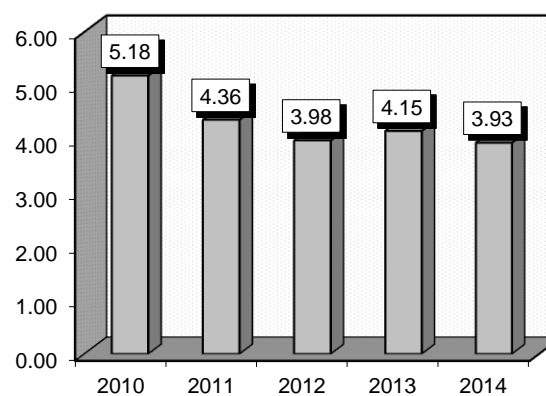
**Definitions:** **Multiple sclerosis:** A chronic degenerative disease of the central nervous system in which gradual destruction of myelin occurs in patches throughout the brain or spinal cord or both, interfering with the nerve pathways and causing muscular weakness, loss of coordination, and speech and visual disturbances. **Hypertension:** High blood pressure. **Neuromyelitis:** Also called Devic's disease, is a central nervous system disorder causing primarily swelling and inflammation of the eye nerves (optic neuritis) and the spinal cord (myelitis). **Myelin:** An insulating layer, or sheath, that forms around nerves, including those in the brain and spinal cord. It is made up of protein and fatty substances. **Hemiplegia:** Paralysis of one side of the body.

Gender	2010			2011			2012			2013			2014		
	Cases	Avg LOS	Avg Bill	Cases	Avg LOS	Avg Bill	Cases	Avg LOS	Avg Bill	Cases	Avg LOS	Avg Bill	Cases	Avg LOS	Avg Bill
Male	88	4.15	\$37,013	95	4.48	\$58,305	88	3.95	\$50,110	105	4.51	\$53,053	110	4.11	\$58,433
Female	237	5.57	\$45,738	243	4.31	\$43,647	291	3.98	\$46,445	280	4.02	\$48,025	313	3.87	\$57,517
Age Group	Cases	Avg LOS	Avg Bill	Cases	Avg LOS	Avg Bill	Cases	Avg LOS	Avg Bill	Cases	Avg LOS	Avg Bill	Cases	Avg LOS	Avg Bill
0-17	1	1.00	\$21,033	1	2.00	\$22,864	4	4.00	\$26,687	2	3.50	\$27,992	3	1.67	\$24,974
18-35	77	6.39	\$47,320	76	3.39	\$40,306	113	3.40	\$38,580	95	4.19	\$47,408	129	3.67	\$49,082
36-49	131	5.04	\$43,735	127	4.50	\$53,818	128	4.12	\$54,665	142	4.13	\$52,596	148	4.26	\$66,921
50-64	91	4.66	\$40,870	99	5.24	\$49,669	87	4.08	\$44,796	112	4.27	\$50,595	109	3.63	\$54,134
65+	25	4.32	\$39,358	35	3.54	\$37,344	47	4.79	\$54,563	34	3.82	\$38,894	34	4.68	\$65,270
<b>Total</b>	<b>325</b>	<b>5.18</b>	<b>\$43,376</b>	<b>338</b>	<b>4.36</b>	<b>\$47,767</b>	<b>379</b>	<b>3.98</b>	<b>\$47,296</b>	<b>385</b>	<b>4.15</b>	<b>\$49,396</b>	<b>423</b>	<b>3.93</b>	<b>\$57,755</b>

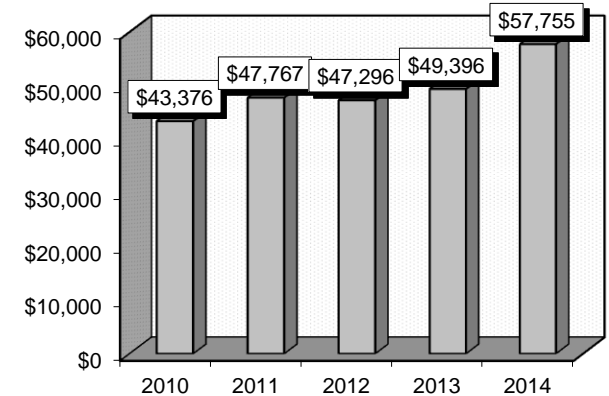
Patient Discharges



Average Length of Stay



Average Billed Charges



County / Hospital	2010			2011			2012			2013			2014		
	Cases	Avg LOS	Avg Bill	Cases	Avg LOS	Avg Bill	Cases	Avg LOS	Avg Bill	Cases	Avg LOS	Avg Bill	Cases	Avg LOS	Avg Bill
<b>Clark</b>															
Centennial Hills	16	4.63	\$39,745	27	3.85	\$62,059	35	3.80	\$54,390	38	3.61	\$59,398	37	3.38	\$65,208
Desert Springs	8	4.00	\$28,735	6	3.50	\$41,838	15	4.80	\$58,947	18	5.61	\$52,634	22	4.05	\$56,307
Mountain View	21	3.71	\$38,076	25	5.56	\$50,562	19	3.37	\$37,400	30	3.93	\$47,014	35	3.80	\$66,830
North Vista	3	1.67	\$19,076	5	5.60	\$37,735	4	4.00	\$50,570	7	5.00	\$31,271	13	3.46	\$38,835
Southern Hills	5	3.20	\$23,425	4	3.00	\$31,116	9	5.11	\$72,820	9	2.00	\$27,369	18	3.94	\$69,266
Spring Valley	13	4.23	\$38,659	29	3.72	\$49,677	31	3.03	\$55,607	41	4.90	\$63,183	31	5.16	\$81,436
St. Rose-Rose de Lima	12	17.00	\$113,515	5	3.40	\$33,997	5	4.60	\$71,470	8	2.63	\$31,403	4	3.50	\$71,752
St. Rose-San Martin	21	4.67	\$46,999	12	3.67	\$36,508	7	4.86	\$75,829	10	3.60	\$31,806	21	3.71	\$61,728
St. Rose-Siena	38	4.79	\$43,107	23	4.17	\$31,540	23	3.43	\$27,234	18	4.72	\$56,876	11	2.91	\$45,084
Summerlin	19	3.00	\$49,265	22	3.05	\$45,306	35	4.37	\$68,392	29	4.97	\$68,548	30	4.47	\$80,377
Sunrise	33	5.76	\$53,768	45	3.73	\$65,335	47	3.26	\$35,689	36	5.25	\$59,933	54	3.24	\$42,348
UMC	22	3.45	\$25,049	20	5.35	\$31,147	33	3.52	\$27,543	24	3.96	\$27,433	34	3.85	\$29,248
Valley	67	4.69	\$43,020	63	4.76	\$58,573	54	3.69	\$55,194	46	3.00	\$55,656	47	3.72	\$62,503
<b>Total</b>	<b>278</b>	<b>4.97</b>	<b>\$44,868</b>	<b>286</b>	<b>4.23</b>	<b>\$50,796</b>	<b>317</b>	<b>3.73</b>	<b>\$49,069</b>	<b>314</b>	<b>4.20</b>	<b>\$52,955</b>	<b>357</b>	<b>3.82</b>	<b>\$58,756</b>
<b>Washoe</b>															
Carson Tahoe	8	3.63	\$20,045	5	5.00	\$24,664	2	2.50	\$18,655	7	3.43	\$21,748	1	1.00	\$7,203
Northern Nevada	3	3.67	\$36,873	7	9.43	\$63,893	7	7.29	\$65,969	2	3.50	\$28,601	4	3.25	\$36,882
Renown Regional	22	9.64	\$49,718	23	5.39	\$30,630	35	6.09	\$41,487	41	4.32	\$31,978	32	3.72	\$29,628
Renown S. Meadows	1	3.00	\$25,847	1	1.00	\$6,643	2	1.50	\$36,862	5	2.60	\$15,455	1	5.00	\$42,446
Saint Mary's	6	3.50	\$21,623	9	3.00	\$28,095	10	3.30	\$25,791	10	4.20	\$67,651	12	9.17	\$166,982
Sierra Surgery	0	0.00	\$0	0	0.00	\$0	0	0.00	\$0	0	0.00	\$0	0	0.00	\$0
<b>Total</b>	<b>40</b>	<b>6.90</b>	<b>\$38,009</b>	<b>45</b>	<b>5.40</b>	<b>\$34,102</b>	<b>56</b>	<b>5.45</b>	<b>\$40,764</b>	<b>65</b>	<b>4.05</b>	<b>\$34,990</b>	<b>50</b>	<b>4.96</b>	<b>\$62,981</b>
<b>Rural</b>															
Battle Mountain	0	0.00	\$0	0	0.00	\$0	0	0.00	\$0	0	0.00	\$0	0	0.00	\$0
Boulder City	0	0.00	\$0	0	0.00	\$0	0	0.00	\$0	0	0.00	\$0	2	1.50	\$3,296
Carson Valley	0	0.00	\$0	1	5.00	\$23,685	0	0.00	\$0	0	0.00	\$0	0	0.00	\$0
Churchill	2	5.00	\$21,473	0	0.00	\$0	0	0.00	\$0	1	3.00	\$13,368	2	5.50	\$21,283
Desert View	5	3.60	\$12,091	4	2.25	\$7,817	1	1.00	\$5,038	1	4.00	\$23,929	5	3.60	\$20,802
Grover C. Dils	0	0.00	\$0	0	0.00	\$0	0	0.00	\$0	0	0.00	\$0	0	0.00	\$0
Humboldt	0	0.00	\$0	0	0.00	\$0	1	2.00	\$38,367	1	1.00	\$14,290	1	1.00	\$9,911
Incline Village	0	0.00	\$0	0	0.00	\$0	0	0.00	\$0	0	0.00	\$0	0	0.00	\$0
Mesa View	0	0.00	\$0	0	0.00	\$0	0	0.00	\$0	0	0.00	\$0	0	0.00	\$0
Mount Grant	0	0.00	\$0	0	0.00	\$0	0	0.00	\$0	0	0.00	\$0	0	0.00	\$0
Northeastern	0	0.00	\$0	1	3.00	\$15,915	2	2.00	\$13,819	2	3.50	\$27,214	4	3.75	\$28,105
Nye	0	0.00	\$0	1	3.00	\$12,082	0	0.00	\$0	0	0.00	\$0	0	0.00	\$0
Pershing	0	0.00	\$0	0	0.00	\$0	0	0.00	\$0	0	0.00	\$0	0	0.00	\$0
South Lyon	0	0.00	\$0	0	0.00	\$0	0	0.00	\$0	0	0.00	\$0	0	0.00	\$0
William Bee Ririe	0	0.00	\$0	0	0.00	\$0	2	6.50	\$8,113	1	3.00	\$9,298	2	3.00	\$14,971
<b>Total</b>	<b>7</b>	<b>4.00</b>	<b>\$14,771</b>	<b>7</b>	<b>2.86</b>	<b>\$11,850</b>	<b>6</b>	<b>3.33</b>	<b>\$14,545</b>	<b>6</b>	<b>3.00</b>	<b>\$19,219</b>	<b>16</b>	<b>3.38</b>	<b>\$19,090</b>
<b>All Counties</b>	<b>325</b>	<b>5.18</b>	<b>\$43,376</b>	<b>338</b>	<b>4.36</b>	<b>\$47,767</b>	<b>379</b>	<b>3.98</b>	<b>\$47,296</b>	<b>385</b>	<b>4.15</b>	<b>\$49,396</b>	<b>423</b>	<b>3.93</b>	<b>\$57,755</b>

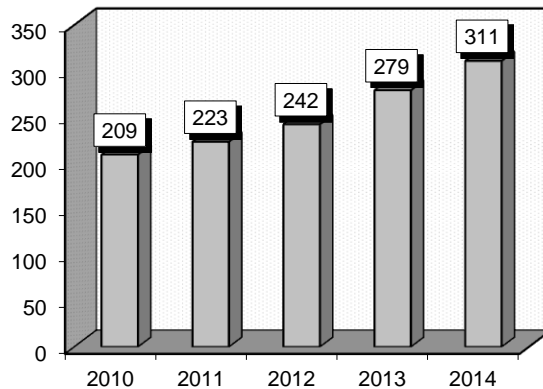
### Acute Ischemic Stroke With Use Of Thrombolytic Agent (061-063)

**Diagnoses:** that frequently accompanied Acute Ischemic Stroke With Use Of Thrombolytic Agent were: 1) Cerebral artery occlusion, unspecified with cerebral infarction (43491), 2) Hemiplegia, unspecified, affecting unspecified side (34290), 3) Unspecified essential hypertension (4019), 4) Other and unspecified hyperlipidemia (2724), 5) Aphasia (7843).

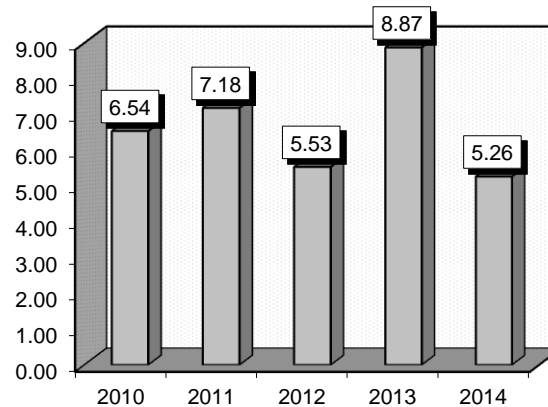
**Definitions:** **Ischemic stroke:** A stroke caused by diminished blood flow to a particular artery in the brain, e.g., as a result of a clot in the artery or an embolus lodging in the artery. **Ischemia:** An insufficient supply of blood to an organ, usually due to a blocked artery. **Hemiplegia:** Paralysis of one side of the body. **Thrombosis:** Formation of a clot in the blood that either blocks, or partially blocks a blood vessel. The thrombus may lead to infarction, or death of tissue, due to a blocked blood supply. **Embolism:** The obstruction of a blood vessel by a foreign substance or a blood clot that travels through the bloodstream, lodging in a blood vessel, plugging the vessel. Foreign substances that can cause embolisms include air bubbles, amniotic fluid, globules of fat, clumps of bacteria, chemicals (such as talc), and drugs (mainly illegal ones). **Infarction:** Death of tissue from deprivation of its blood supply. **Stenosis:** The abnormal narrowing of a passage in the body. **Hyperlipidemia:** An abnormally high concentration of fats or lipids in the blood.

Gender	2010			2011			2012			2013			2014		
	Cases	Avg LOS	Avg Bill	Cases	Avg LOS	Avg Bill	Cases	Avg LOS	Avg Bill	Cases	Avg LOS	Avg Bill	Cases	Avg LOS	Avg Bill
Male	104	6.16	\$88,336	122	7.31	\$97,790	128	5.58	\$95,719	156	6.35	\$109,087	161	5.19	\$109,554
Female	105	6.90	\$90,002	101	7.03	\$107,025	114	5.48	\$105,631	123	12.07	\$142,700	150	5.34	\$110,336
Age Group	Cases	Avg LOS	Avg Bill	Cases	Avg LOS	Avg Bill	Cases	Avg LOS	Avg Bill	Cases	Avg LOS	Avg Bill	Cases	Avg LOS	Avg Bill
0-17	0	0.00	\$0	1	14.00	\$123,712	0	0.00	\$0	0	0.00	\$0	0	0.00	\$0
18-35	6	3.67	\$74,712	2	6.50	\$115,037	5	2.20	\$64,893	5	6.40	\$112,194	9	3.67	\$114,173
36-49	24	8.21	\$88,893	24	5.75	\$107,502	23	5.74	\$79,080	27	6.63	\$105,291	24	5.21	\$109,357
50-64	45	7.51	\$98,857	63	10.43	\$109,594	77	5.58	\$99,270	77	10.18	\$130,360	79	3.90	\$95,233
65+	134	6.04	\$86,619	133	5.86	\$97,005	137	5.59	\$105,889	170	8.71	\$124,284	199	5.88	\$115,644
<b>Total</b>	<b>209</b>	<b>6.54</b>	<b>\$89,173</b>	<b>223</b>	<b>7.18</b>	<b>\$101,973</b>	<b>242</b>	<b>5.53</b>	<b>\$100,388</b>	<b>279</b>	<b>8.87</b>	<b>\$123,906</b>	<b>311</b>	<b>5.26</b>	<b>\$109,931</b>

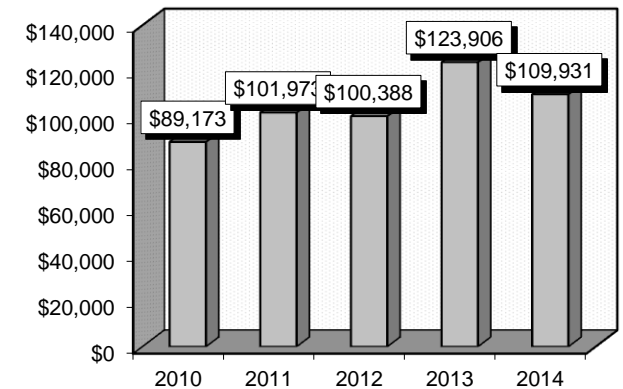
Patient Discharges



Average Length of Stay



Average Billed Charges





County / Hospital	2010			2011			2012			2013			2014		
	Cases	Avg LOS	Avg Bill	Cases	Avg LOS	Avg Bill	Cases	Avg LOS	Avg Bill	Cases	Avg LOS	Avg Bill	Cases	Avg LOS	Avg Bill
<b>Clark</b>															
Centennial Hills	0	0.00	\$0	0	0.00	\$0	3	3.00	\$82,510	9	7.00	\$171,868	18	4.50	\$146,555
Desert Springs	19	6.84	\$78,606	10	3.80	\$74,924	21	6.67	\$118,114	27	6.67	\$116,083	23	7.17	\$128,888
Mountain View	14	5.07	\$80,974	20	4.30	\$83,795	14	4.57	\$105,133	24	8.21	\$121,421	20	6.50	\$124,861
North Vista	0	0.00	\$0	0	0.00	\$0	0	0.00	\$0	1	3.00	\$108,150	0	0.00	\$0
Southern Hills	3	3.00	\$64,146	3	4.33	\$59,665	9	5.00	\$76,006	7	2.29	\$64,263	6	2.33	\$64,417
Spring Valley	18	5.11	\$97,437	18	10.11	\$145,411	23	5.04	\$110,644	19	7.74	\$161,085	33	4.91	\$134,659
St. Rose-Rose de Lima	0	0.00	\$0	0	0.00	\$0	2	4.00	\$70,556	5	5.00	\$81,779	7	4.29	\$80,203
St. Rose-San Martin	0	0.00	\$0	0	0.00	\$0	2	7.00	\$142,060	0	0.00	\$0	5	3.40	\$63,891
St. Rose-Siena	7	5.43	\$90,627	18	6.06	\$94,676	19	3.84	\$83,793	16	4.25	\$81,830	20	4.60	\$79,585
Summerlin	3	2.33	\$86,811	8	4.88	\$131,199	2	3.00	\$100,916	7	5.43	\$185,028	20	7.35	\$185,508
Sunrise	59	6.05	\$88,427	67	6.00	\$113,202	53	4.68	\$110,000	33	6.70	\$120,583	54	5.46	\$108,137
UMC	6	5.17	\$57,068	11	13.55	\$70,001	16	4.81	\$59,841	15	6.13	\$74,041	11	5.18	\$69,720
Valley	46	8.89	\$115,720	30	12.97	\$128,970	46	5.98	\$113,511	55	19.07	\$198,736	32	5.25	\$125,722
<b>Total</b>	<b>175</b>	<b>6.54</b>	<b>\$93,434</b>	<b>185</b>	<b>7.61</b>	<b>\$109,183</b>	<b>210</b>	<b>5.12</b>	<b>\$103,127</b>	<b>218</b>	<b>9.63</b>	<b>\$138,750</b>	<b>249</b>	<b>5.45</b>	<b>\$119,446</b>
<b>Washoe</b>															
Carson Tahoe	0	0.00	\$0	0	0.00	\$0	0	0.00	\$0	0	0.00	\$0	0	0.00	\$0
Northern Nevada	5	5.20	\$66,932	4	2.00	\$45,825	2	16.50	\$129,924	2	8.00	\$77,801	2	1.50	\$49,872
Renown Regional	20	6.70	\$67,595	25	5.12	\$67,082	18	7.94	\$74,529	44	6.77	\$66,960	38	4.89	\$62,006
Renown S. Meadows	0	0.00	\$0	0	0.00	\$0	0	0.00	\$0	2	2.00	\$25,385	0	0.00	\$0
Saint Mary's	9	6.89	\$66,631	9	6.56	\$75,629	12	7.33	\$86,317	12	4.83	\$96,836	22	4.09	\$90,481
Sierra Surgery	0	0.00	\$0	0	0.00	\$0	0	0.00	\$0	0	0.00	\$0	0	0.00	\$0
<b>Total</b>	<b>34</b>	<b>6.53</b>	<b>\$67,242</b>	<b>38</b>	<b>5.13</b>	<b>\$66,869</b>	<b>32</b>	<b>8.25</b>	<b>\$82,412</b>	<b>60</b>	<b>6.27</b>	<b>\$71,911</b>	<b>62</b>	<b>4.50</b>	<b>\$71,719</b>
<b>Rural</b>															
Battle Mountain	0	0.00	\$0	0	0.00	\$0	0	0.00	\$0	0	0.00	\$0	0	0.00	\$0
Boulder City	0	0.00	\$0	0	0.00	\$0	0	0.00	\$0	0	0.00	\$0	0	0.00	\$0
Carson Valley	0	0.00	\$0	0	0.00	\$0	0	0.00	\$0	1	1.00	\$7,633	0	0.00	\$0
Churchill	0	0.00	\$0	0	0.00	\$0	0	0.00	\$0	0	0.00	\$0	0	0.00	\$0
Desert View	0	0.00	\$0	0	0.00	\$0	0	0.00	\$0	0	0.00	\$0	0	0.00	\$0
Grover C. Dils	0	0.00	\$0	0	0.00	\$0	0	0.00	\$0	0	0.00	\$0	0	0.00	\$0
Humboldt	0	0.00	\$0	0	0.00	\$0	0	0.00	\$0	0	0.00	\$0	0	0.00	\$0
Incline Village	0	0.00	\$0	0	0.00	\$0	0	0.00	\$0	0	0.00	\$0	0	0.00	\$0
Mesa View	0	0.00	\$0	0	0.00	\$0	0	0.00	\$0	0	0.00	\$0	0	0.00	\$0
Mount Grant	0	0.00	\$0	0	0.00	\$0	0	0.00	\$0	0	0.00	\$0	0	0.00	\$0
Northeastern	0	0.00	\$0	0	0.00	\$0	0	0.00	\$0	0	0.00	\$0	0	0.00	\$0
Nye	0	0.00	\$0	0	0.00	\$0	0	0.00	\$0	0	0.00	\$0	0	0.00	\$0
Pershing	0	0.00	\$0	0	0.00	\$0	0	0.00	\$0	0	0.00	\$0	0	0.00	\$0
South Lyon	0	0.00	\$0	0	0.00	\$0	0	0.00	\$0	0	0.00	\$0	0	0.00	\$0
William Bee Ririe	0	0.00	\$0	0	0.00	\$0	0	0.00	\$0	0	0.00	\$0	0	0.00	\$0
<b>Total</b>	<b>0</b>	<b>0.00</b>	<b>\$0</b>	<b>0</b>	<b>0.00</b>	<b>\$0</b>	<b>0</b>	<b>0.00</b>	<b>\$0</b>	<b>1</b>	<b>1.00</b>	<b>\$7,633</b>	<b>0</b>	<b>0.00</b>	<b>\$0</b>
<b>All Counties</b>	<b>209</b>	<b>6.54</b>	<b>\$89,173</b>	<b>223</b>	<b>7.18</b>	<b>\$101,973</b>	<b>242</b>	<b>5.53</b>	<b>\$100,388</b>	<b>279</b>	<b>8.87</b>	<b>\$123,906</b>	<b>311</b>	<b>5.26</b>	<b>\$109,931</b>

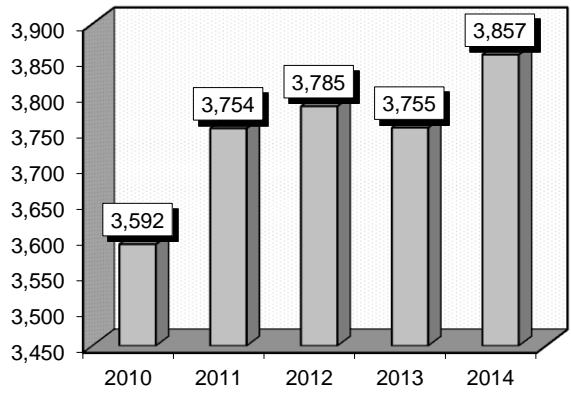
### Intracranial Hemorrhage Or Cerebral Infarction (064-066)

**Diagnoses:** that frequently accompanied Intracranial Hemorrhage Or Cerebral Infarction were: 1) Cerebral artery occlusion, unspecified with cerebral infarction (43491), 2) Cerebral embolism with cerebral infarction (43411), 3) Occlusion and stenosis of carotid artery with cerebral infarction (43311), 4) Subdural hemorrhage (4321), 5) Unspecified essential hypertension (4019), 6) Acute respiratory failure (51881), 7) Hemiplegia, unspecified, affecting unspecified side (34290), 8) Tobacco use disorder (3051), 9) Long-term (current) use of aspirin (V5866).

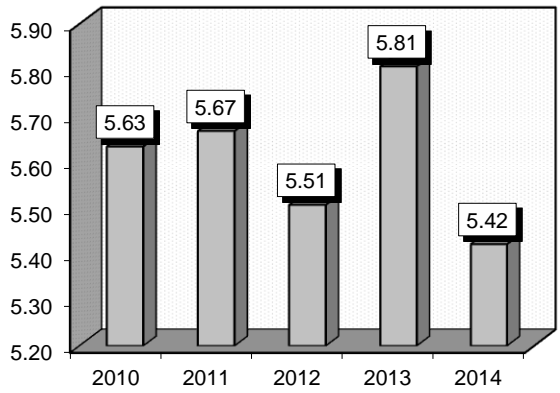
**Definitions:** **Occlusion:** The blockage or closing of a blood vessel or hollow organ. **Hemorrhage:** An escape of blood from the blood vessels, especially when excessive. **Arteriography:** Radiography of an artery, carried out after injection of a radio-opaque substance. **Thrombosis:** Formation of a clot in the blood that either blocks, or partially blocks a blood vessel. The thrombus may lead to infarction, or death of tissue, due to a blocked blood supply. **Embolism:** The obstruction of a blood vessel by a foreign substance or a blood clot that travels through the bloodstream, lodging in a blood vessel, plugging the vessel. Foreign substances that can cause embolisms include air bubbles, amniotic fluid, globules of fat, clumps of bacteria, chemicals (such as talc), and drugs (mainly illegal ones). **Infarction:** Death of tissue from deprivation of its blood supply. **Stenosis:** The abnormal narrowing of a passage in the body. **Hypertension:** High blood pressure. **Hemiplegia:** Paralysis of one side of the body.

Gender	2010			2011			2012			2013			2014		
	Cases	Avg LOS	Avg Bill	Cases	Avg LOS	Avg Bill	Cases	Avg LOS	Avg Bill	Cases	Avg LOS	Avg Bill	Cases	Avg LOS	Avg Bill
Male	1,846	6.00	\$56,525	1,911	6.03	\$60,698	1,978	5.65	\$63,861	1,973	6.03	\$70,798	1,993	5.81	\$72,926
Female	1,746	5.25	\$48,733	1,843	5.30	\$56,547	1,807	5.34	\$62,848	1,782	5.56	\$65,718	1,864	5.01	\$66,533
Age Group	Cases	Avg LOS	Avg Bill	Cases	Avg LOS	Avg Bill	Cases	Avg LOS	Avg Bill	Cases	Avg LOS	Avg Bill	Cases	Avg LOS	Avg Bill
0-17	13	6.08	\$49,247	13	3.62	\$34,700	15	5.07	\$49,874	7	4.57	\$49,382	11	6.09	\$74,420
18-35	51	5.47	\$60,238	85	5.51	\$61,890	59	6.61	\$74,258	76	7.22	\$92,595	64	5.45	\$74,359
36-49	293	6.32	\$61,143	296	8.05	\$77,162	279	7.70	\$84,711	294	8.67	\$83,878	284	5.51	\$74,549
50-64	964	7.79	\$62,974	976	6.83	\$64,789	1,087	6.71	\$69,767	1,010	7.26	\$79,432	1,116	6.85	\$80,568
65+	2,271	4.63	\$47,159	2,384	4.91	\$53,869	2,345	4.66	\$57,690	2,368	4.79	\$61,032	2,382	4.74	\$64,104
<b>Total</b>	<b>3,592</b>	<b>5.63</b>	<b>\$52,737</b>	<b>3,754</b>	<b>5.67</b>	<b>\$58,660</b>	<b>3,785</b>	<b>5.51</b>	<b>\$63,377</b>	<b>3,755</b>	<b>5.81</b>	<b>\$68,387</b>	<b>3,857</b>	<b>5.42</b>	<b>\$69,837</b>

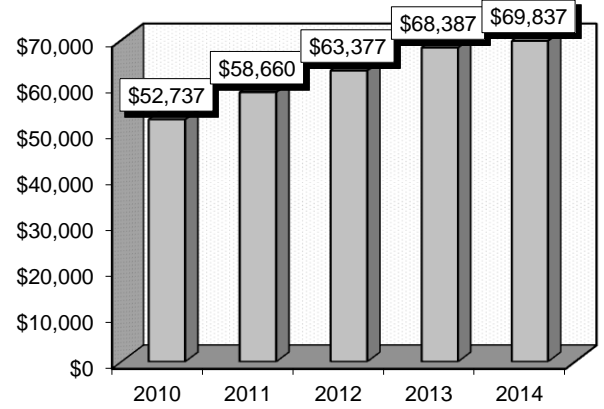
**Patient Discharges**



**Average Length of Stay**



**Average Billed Charges**



County / Hospital	2010			2011			2012			2013			2014		
	Cases	Avg LOS	Avg Bill	Cases	Avg LOS	Avg Bill	Cases	Avg LOS	Avg Bill	Cases	Avg LOS	Avg Bill	Cases	Avg LOS	Avg Bill
<b>Clark</b>															
Centennial Hills	88	3.90	\$47,115	85	4.95	\$59,658	81	3.52	\$65,995	103	4.05	\$77,799	134	3.85	\$81,039
Desert Springs	231	6.41	\$57,947	164	5.75	\$62,192	163	5.02	\$65,860	156	6.83	\$79,206	155	6.06	\$77,528
Mountain View	205	4.99	\$59,530	227	5.76	\$72,399	266	5.17	\$67,771	262	5.05	\$72,882	280	5.04	\$73,912
North Vista	44	3.30	\$37,675	35	5.83	\$51,866	36	7.72	\$58,002	24	4.96	\$47,178	36	4.44	\$48,960
Southern Hills	43	5.07	\$53,168	40	4.95	\$63,165	63	5.08	\$60,387	58	4.52	\$64,337	61	3.77	\$57,613
Spring Valley	213	4.27	\$55,691	258	4.76	\$63,175	238	5.62	\$76,920	239	6.77	\$91,964	255	5.25	\$89,477
St. Rose-Rose de Lima	80	3.83	\$42,936	58	4.14	\$47,235	82	3.93	\$49,764	92	2.78	\$44,671	101	3.05	\$51,717
St. Rose-San Martin	63	3.51	\$38,205	48	2.71	\$37,557	84	4.19	\$55,716	71	3.30	\$48,191	70	3.96	\$63,928
St. Rose-Siena	243	4.49	\$53,646	324	4.22	\$52,553	292	5.14	\$60,758	275	3.81	\$56,285	287	4.12	\$60,038
Summerlin	108	3.00	\$41,017	131	3.73	\$53,419	157	3.76	\$63,253	195	4.76	\$77,433	176	4.90	\$86,909
Sunrise	525	6.81	\$73,938	526	6.79	\$81,659	481	6.86	\$92,809	452	6.50	\$91,007	510	6.76	\$98,644
UMC	231	9.86	\$55,954	246	9.30	\$55,605	298	7.48	\$52,414	293	7.25	\$56,214	257	5.41	\$48,371
Valley	458	6.71	\$71,339	512	6.46	\$81,058	494	6.33	\$92,329	465	9.26	\$113,598	452	7.17	\$106,396
<b>Total</b>	<b>2,532</b>	<b>5.92</b>	<b>\$60,531</b>	<b>2,654</b>	<b>5.91</b>	<b>\$67,463</b>	<b>2,735</b>	<b>5.79</b>	<b>\$73,350</b>	<b>2,685</b>	<b>6.20</b>	<b>\$80,017</b>	<b>2,774</b>	<b>5.52</b>	<b>\$81,010</b>
<b>Washoe</b>															
Carson Tahoe	157	3.39	\$24,439	153	4.25	\$30,106	144	3.58	\$27,566	162	3.10	\$27,307	159	3.50	\$27,951
Northern Nevada	49	3.55	\$39,698	40	5.10	\$53,065	47	2.89	\$40,187	55	2.69	\$40,519	52	3.31	\$43,374
Renown Regional	509	6.02	\$41,812	566	6.13	\$43,692	556	5.39	\$41,845	590	5.63	\$43,507	596	6.07	\$46,229
Renown S. Meadows	12	2.42	\$25,109	30	2.60	\$30,601	11	2.45	\$27,410	12	3.50	\$42,005	21	2.33	\$28,500
Saint Mary's	197	5.12	\$32,150	180	4.11	\$34,674	188	4.83	\$37,453	178	4.99	\$41,408	176	5.33	\$46,569
Sierra Surgery	0	0.00	\$0	0	0.00	\$0	0	0.00	\$0	0	0.00	\$0	0	0.00	\$0
<b>Total</b>	<b>924</b>	<b>5.20</b>	<b>\$36,471</b>	<b>969</b>	<b>5.30</b>	<b>\$39,854</b>	<b>946</b>	<b>4.84</b>	<b>\$38,549</b>	<b>997</b>	<b>4.92</b>	<b>\$40,317</b>	<b>1,004</b>	<b>5.31</b>	<b>\$42,876</b>
<b>Rural</b>															
Battle Mountain	0	0.00	\$0	0	0.00	\$0	0	0.00	\$0	0	0.00	\$0	0	0.00	\$0
Boulder City	5	5.40	\$5,201	0	0.00	\$0	4	1.00	\$2,033	6	4.00	\$20,364	5	3.00	\$7,911
Carson Valley	17	2.59	\$20,027	16	2.69	\$18,212	13	3.23	\$27,828	3	3.33	\$21,005	11	2.09	\$10,334
Churchill	28	3.32	\$18,329	24	4.29	\$18,962	20	3.75	\$19,562	8	4.13	\$23,026	7	2.57	\$18,362
Desert View	31	2.81	\$14,979	31	3.23	\$16,238	9	8.00	\$36,336	6	2.33	\$15,598	9	2.67	\$21,485
Grover C. Dils	0	0.00	\$0	2	3.50	\$7,075	2	7.50	\$14,575	1	3.00	\$5,011	5	2.80	\$3,821
Humboldt	6	3.83	\$11,401	5	4.40	\$25,588	12	3.33	\$28,286	11	3.91	\$25,965	18	5.06	\$26,443
Incline Village	0	0.00	\$0	0	0.00	\$0	0	0.00	\$0	0	0.00	\$0	0	0.00	\$0
Mesa View	10	2.30	\$13,012	15	2.80	\$16,229	6	2.67	\$12,080	8	2.75	\$14,672	4	2.75	\$14,911
Mount Grant	1	2.00	\$11,628	1	3.00	\$7,059	1	2.00	\$6,969	2	5.00	\$15,686	2	6.00	\$21,766
Northeastern	24	3.75	\$29,057	26	2.85	\$27,273	30	4.47	\$39,443	23	3.91	\$35,159	15	3.60	\$32,578
Nye	3	1.33	\$10,468	4	2.00	\$10,799	2	4.50	\$22,642	0	0.00	\$0	0	0.00	\$0
Pershing	0	0.00	\$0	1	2.00	\$8,940	1	1.00	\$1,580	0	0.00	\$0	0	0.00	\$0
South Lyon	4	3.25	\$7,733	1	4.00	\$7,269	3	3.00	\$8,324	4	3.50	\$7,980	1	3.00	\$7,926
William Bee Ririe	7	5.14	\$21,946	5	7.20	\$27,075	1	3.00	\$13,674	1	2.00	\$9,255	2	3.00	\$10,693
<b>Total</b>	<b>136</b>	<b>3.25</b>	<b>\$18,144</b>	<b>131</b>	<b>3.39</b>	<b>\$19,438</b>	<b>104</b>	<b>4.06</b>	<b>\$26,971</b>	<b>73</b>	<b>3.63</b>	<b>\$24,003</b>	<b>79</b>	<b>3.43</b>	<b>\$20,144</b>
<b>All Counties</b>	<b>3,592</b>	<b>5.63</b>	<b>\$52,737</b>	<b>3,754</b>	<b>5.67</b>	<b>\$58,660</b>	<b>3,785</b>	<b>5.51</b>	<b>\$63,377</b>	<b>3,755</b>	<b>5.81</b>	<b>\$68,387</b>	<b>3,857</b>	<b>5.42</b>	<b>\$69,837</b>

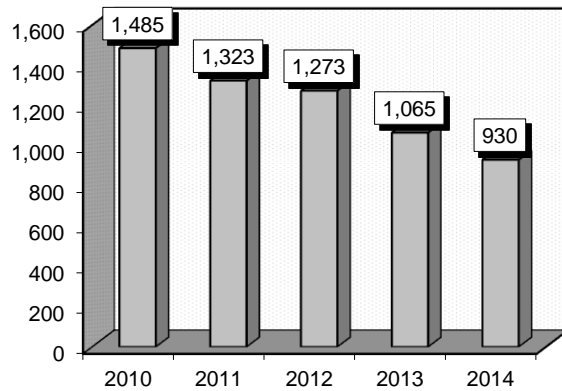
### Transient Ischemia (069)

**Diagnoses:** that frequently accompanied Transient Ischemia were: 1) Unspecified transient cerebral ischemia (4359), 2) Unspecified essential hypertension (4019), 3) Other and unspecified hyperlipidemia (2724), 4) Personal history of transient ischemic attack (TIA), and cerebral infarction without residual deficits (V1254), 5) Diabetes mellitus without mention of complication, type II or unspecified type, not stated as uncontrolled (25000).

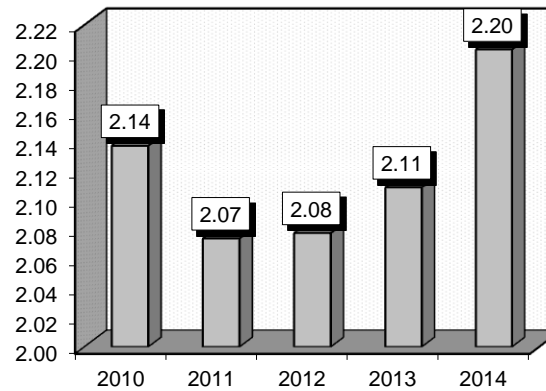
**Definitions:** **Ischemic stroke:** A stroke caused by diminished blood flow to a particular artery in the brain, e.g., as a result of a clot in the artery or an embolus lodging in the artery. **Ischemia:** An insufficient supply of blood to an organ, usually due to a blocked artery. **Transient ischemic attack (TIA):** A neurological event with the signs and symptoms of a stroke, but which go away within a short period of time. Also called a mini-stroke, a TIA is due to a temporary lack of adequate blood and oxygen (ischemia) to the brain. **Hyperlipidemia:** An abnormally high concentration of fats or lipids in the blood.

Gender	2010			2011			2012			2013			2014		
	Cases	Avg LOS	Avg Bill	Cases	Avg LOS	Avg Bill	Cases	Avg LOS	Avg Bill	Cases	Avg LOS	Avg Bill	Cases	Avg LOS	Avg Bill
Male	657	2.20	\$28,287	566	1.90	\$29,147	564	2.15	\$32,323	463	2.25	\$35,758	416	2.38	\$41,226
Female	828	2.09	\$28,169	757	2.20	\$31,617	709	2.02	\$33,184	602	2.00	\$33,947	514	2.06	\$40,841
Age Group	Cases	Avg LOS	Avg Bill	Cases	Avg LOS	Avg Bill	Cases	Avg LOS	Avg Bill	Cases	Avg LOS	Avg Bill	Cases	Avg LOS	Avg Bill
0-17	0	0.00	\$0	0	0.00	\$0	0	0.00	\$0	0	0.00	\$0	1	1.00	\$6,918
18-35	30	2.00	\$28,135	18	1.39	\$34,042	27	1.93	\$34,503	19	1.42	\$33,220	22	1.95	\$43,717
36-49	174	1.90	\$29,350	127	2.16	\$35,182	130	1.97	\$37,416	108	1.87	\$38,842	95	2.07	\$46,876
50-64	414	2.10	\$28,980	358	1.90	\$30,411	319	2.07	\$32,663	290	2.22	\$36,332	264	2.07	\$39,232
65+	867	2.21	\$27,635	820	2.15	\$29,834	797	2.10	\$32,049	648	2.12	\$33,379	548	2.30	\$40,809
<b>Total</b>	<b>1,485</b>	<b>2.14</b>	<b>\$28,221</b>	<b>1,323</b>	<b>2.07</b>	<b>\$30,560</b>	<b>1,273</b>	<b>2.08</b>	<b>\$32,803</b>	<b>1,065</b>	<b>2.11</b>	<b>\$34,734</b>	<b>930</b>	<b>2.20</b>	<b>\$41,013</b>

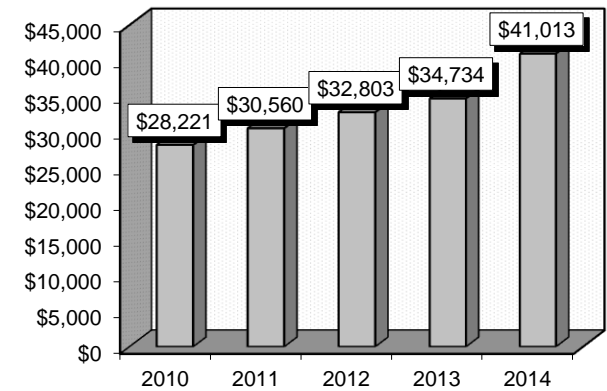
**Patient Discharges**



**Average Length of Stay**



**Average Billed Charges**



County / Hospital	2010			2011			2012			2013			2014		
	Cases	Avg LOS	Avg Bill	Cases	Avg LOS	Avg Bill	Cases	Avg LOS	Avg Bill	Cases	Avg LOS	Avg Bill	Cases	Avg LOS	Avg Bill
<b>Clark</b>															
Centennial Hills	73	1.86	\$28,670	74	2.22	\$35,514	60	2.20	\$36,919	75	1.85	\$43,643	77	1.73	\$46,140
Desert Springs	105	2.28	\$27,787	78	2.12	\$28,607	119	2.21	\$37,501	88	2.41	\$38,866	78	2.22	\$42,251
Mountain View	115	2.26	\$32,367	117	2.06	\$35,934	148	2.10	\$38,066	102	2.27	\$39,132	82	2.61	\$52,501
North Vista	15	2.27	\$26,566	22	2.55	\$33,012	17	2.76	\$30,512	10	2.60	\$35,619	12	2.42	\$30,629
Southern Hills	25	1.84	\$27,771	22	2.50	\$33,855	19	2.32	\$37,701	29	1.72	\$35,448	18	1.83	\$36,975
Spring Valley	178	1.69	\$27,191	155	1.63	\$30,644	118	1.61	\$31,484	120	2.53	\$38,273	97	2.29	\$39,814
St. Rose-Rose de Lima	33	2.00	\$26,325	17	2.06	\$34,705	9	2.89	\$35,424	13	1.77	\$34,749	15	2.33	\$49,139
St. Rose-San Martin	45	2.04	\$28,680	18	2.28	\$29,550	18	2.44	\$32,293	14	1.50	\$31,545	6	1.67	\$46,632
St. Rose-Siena	67	2.55	\$30,269	69	2.28	\$33,891	41	2.07	\$33,416	40	1.60	\$38,681	17	1.76	\$47,383
Summerlin	80	1.78	\$27,577	120	2.19	\$32,558	100	2.05	\$37,190	91	2.27	\$40,936	116	2.51	\$53,082
Sunrise	92	2.47	\$40,215	92	2.30	\$41,391	112	2.21	\$46,083	63	2.10	\$43,966	97	2.53	\$46,897
UMC	75	3.31	\$31,471	39	2.10	\$26,201	43	1.79	\$25,587	50	2.38	\$27,928	35	2.03	\$26,124
Valley	229	2.25	\$33,169	160	2.26	\$36,109	114	1.96	\$37,953	112	2.19	\$41,395	100	2.29	\$47,584
<b>Total</b>	<b>1,132</b>	<b>2.19</b>	<b>\$30,667</b>	<b>983</b>	<b>2.12</b>	<b>\$33,834</b>	<b>918</b>	<b>2.06</b>	<b>\$36,862</b>	<b>807</b>	<b>2.20</b>	<b>\$39,195</b>	<b>750</b>	<b>2.29</b>	<b>\$45,667</b>
<b>Washoe</b>															
Carson Tahoe	52	1.88	\$16,563	55	1.82	\$17,247	47	1.98	\$20,177	53	1.83	\$19,080	41	1.88	\$19,153
Northern Nevada	15	2.13	\$26,983	14	1.86	\$33,238	9	1.00	\$25,415	10	1.90	\$35,786	7	1.00	\$28,946
Renown Regional	150	2.14	\$25,697	145	2.18	\$25,638	179	2.47	\$25,689	71	1.87	\$24,474	51	2.06	\$26,943
Renown S. Meadows	18	1.72	\$25,445	13	1.38	\$27,492	12	1.25	\$23,178	8	1.75	\$24,842	2	1.50	\$28,659
Saint Mary's	43	2.14	\$19,354	34	1.62	\$22,492	52	1.67	\$19,908	78	1.78	\$19,754	46	1.85	\$21,003
Sierra Surgery	0	0.00	\$0	0	0.00	\$0	0	0.00	\$0	0	0.00	\$0	0	0.00	\$0
<b>Total</b>	<b>278</b>	<b>2.06</b>	<b>\$23,060</b>	<b>261</b>	<b>1.97</b>	<b>\$23,960</b>	<b>299</b>	<b>2.16</b>	<b>\$23,708</b>	<b>220</b>	<b>1.83</b>	<b>\$22,029</b>	<b>147</b>	<b>1.88</b>	<b>\$23,030</b>
<b>Rural</b>															
Battle Mountain	0	0.00	\$0	0	0.00	\$0	0	0.00	\$0	1	2.00	\$213	0	0.00	\$0
Boulder City	1	1.00	\$7,217	1	3.00	\$11,793	0	0.00	\$0	1	1.00	\$1,629	0	0.00	\$0
Carson Valley	3	1.00	\$10,818	4	1.50	\$13,564	4	1.25	\$14,597	1	1.00	\$12,361	0	0.00	\$0
Churchill	14	1.79	\$11,849	11	1.64	\$9,763	15	1.47	\$12,394	10	2.60	\$17,116	3	1.67	\$15,934
Desert View	28	1.82	\$9,923	25	1.84	\$10,835	11	1.91	\$9,573	14	1.64	\$10,733	16	1.50	\$11,323
Grover C. Dils	0	0.00	\$0	0	0.00	\$0	0	0.00	\$0	0	0.00	\$0	0	0.00	\$0
Humboldt	1	1.00	\$12,559	7	1.14	\$14,665	5	3.60	\$26,242	2	1.00	\$14,690	1	1.00	\$3,686
Incline Village	0	0.00	\$0	0	0.00	\$0	0	0.00	\$0	0	0.00	\$0	0	0.00	\$0
Mesa View	14	1.50	\$8,385	14	1.36	\$9,354	4	1.50	\$7,578	2	2.00	\$17,893	1	4.00	\$23,281
Mount Grant	3	1.67	\$5,974	7	4.14	\$12,278	1	1.00	\$2,097	1	4.00	\$15,225	0	0.00	\$0
Northeastern	7	1.57	\$16,772	7	1.71	\$20,498	12	1.83	\$21,793	6	1.33	\$16,633	12	1.92	\$20,908
Nye	2	1.50	\$5,987	1	1.00	\$5,990	2	2.50	\$11,280	0	0.00	\$0	0	0.00	\$0
Pershing	1	1.00	\$4,074	0	0.00	\$0	0	0.00	\$0	0	0.00	\$0	0	0.00	\$0
South Lyon	0	0.00	\$0	0	0.00	\$0	0	0.00	\$0	0	0.00	\$0	0	0.00	\$0
William Bee Ririe	1	2.00	\$18,164	2	1.00	\$2,726	2	2.00	\$16,508	0	0.00	\$0	0	0.00	\$0
<b>Total</b>	<b>75</b>	<b>1.65</b>	<b>\$10,439</b>	<b>79</b>	<b>1.82</b>	<b>\$11,630</b>	<b>56</b>	<b>1.86</b>	<b>\$14,827</b>	<b>38</b>	<b>1.87</b>	<b>\$13,574</b>	<b>33</b>	<b>1.73</b>	<b>\$15,358</b>
<b>All Counties</b>	<b>1,485</b>	<b>2.14</b>	<b>\$28,221</b>	<b>1,323</b>	<b>2.07</b>	<b>\$30,560</b>	<b>1,273</b>	<b>2.08</b>	<b>\$32,803</b>	<b>1,065</b>	<b>2.11</b>	<b>\$34,734</b>	<b>930</b>	<b>2.20</b>	<b>\$41,013</b>

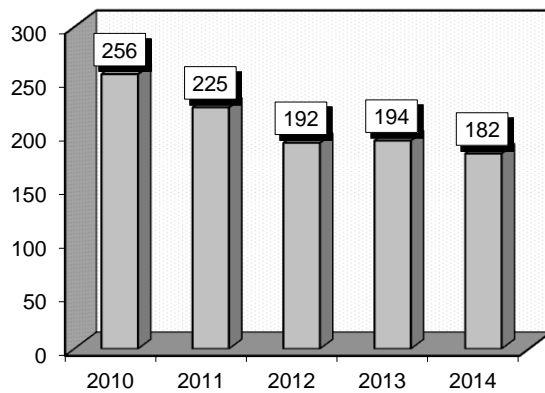
### Concussion (088-090)

**Diagnoses:** that frequently accompanied Concussion were: 1) Concussion with loss of consciousness of unspecified duration (8505), 2) Concussion, with loss of consciousness of 30 minutes or less (85011), 3) Concussion with no loss of consciousness (8500).

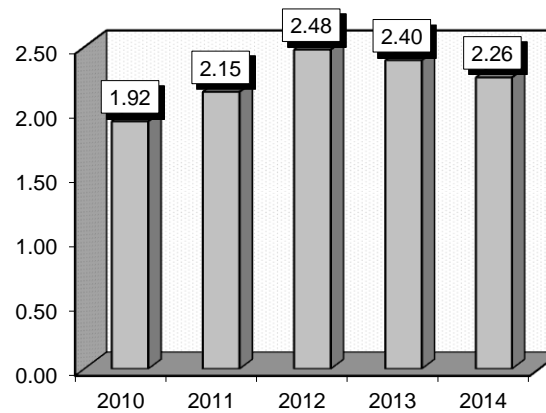
**Definitions: Concussion:** A trauma-induced change in mental status, with confusion and amnesia, and with or without a brief loss of consciousness. **Subcutaneous tissue:** A layer of loose, irregular connective tissue immediately beneath the skin.

Gender	2010			2011			2012			2013			2014		
	Cases	Avg LOS	Avg Bill	Cases	Avg LOS	Avg Bill	Cases	Avg LOS	Avg Bill	Cases	Avg LOS	Avg Bill	Cases	Avg LOS	Avg Bill
Male	162	2.01	\$34,759	130	1.92	\$35,271	137	2.62	\$38,009	123	2.50	\$40,824	125	2.33	\$47,585
Female	94	1.77	\$28,922	95	2.47	\$36,122	55	2.13	\$37,130	71	2.23	\$42,318	57	2.12	\$39,118
Age Group	Cases	Avg LOS	Avg Bill	Cases	Avg LOS	Avg Bill	Cases	Avg LOS	Avg Bill	Cases	Avg LOS	Avg Bill	Cases	Avg LOS	Avg Bill
0-17	64	1.41	\$26,066	45	1.62	\$26,290	57	1.44	\$27,609	49	1.53	\$30,803	42	1.29	\$29,917
18-35	75	1.76	\$35,143	68	1.59	\$36,809	47	2.04	\$41,460	51	1.98	\$40,874	41	1.71	\$52,000
36-49	41	1.85	\$31,706	30	2.00	\$40,541	26	2.00	\$37,059	25	2.36	\$40,521	32	2.59	\$48,278
50-64	37	2.05	\$33,938	30	2.33	\$34,520	31	2.71	\$45,090	33	3.64	\$52,232	33	2.94	\$47,975
65+	39	3.03	\$38,207	52	3.33	\$39,981	31	5.23	\$44,054	36	3.06	\$47,090	34	3.18	\$48,859
<b>Total</b>	<b>256</b>	<b>1.92</b>	<b>\$32,616</b>	<b>225</b>	<b>2.15</b>	<b>\$35,631</b>	<b>192</b>	<b>2.48</b>	<b>\$37,757</b>	<b>194</b>	<b>2.40</b>	<b>\$41,370</b>	<b>182</b>	<b>2.26</b>	<b>\$44,933</b>

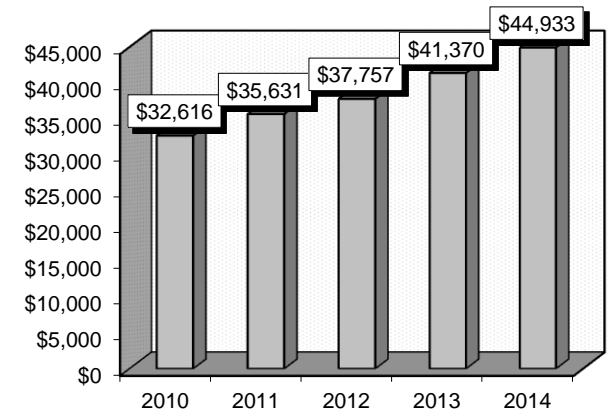
**Patient Discharges**



**Average Length of Stay**



**Average Billed Charges**



County / Hospital	2010			2011			2012			2013			2014		
	Cases	Avg LOS	Avg Bill	Cases	Avg LOS	Avg Bill	Cases	Avg LOS	Avg Bill	Cases	Avg LOS	Avg Bill	Cases	Avg LOS	Avg Bill
<b>Clark</b>															
Centennial Hills	4	4.00	\$43,768	1	1.00	\$29,219	1	5.00	\$66,801	2	1.00	\$41,779	1	1.00	\$59,408
Desert Springs	4	2.50	\$38,544	2	1.00	\$20,277	1	4.00	\$55,332	5	3.60	\$70,629	5	2.40	\$44,757
Mountain View	4	2.00	\$26,045	5	1.60	\$29,065	4	2.50	\$35,504	11	3.18	\$42,864	7	2.43	\$40,831
North Vista	0	0.00	\$0	1	2.00	\$11,427	0	0.00	\$0	0	0.00	\$0	0	0.00	\$0
Southern Hills	0	0.00	\$0	2	1.00	\$23,366	2	1.50	\$34,279	3	1.67	\$28,952	0	0.00	\$0
Spring Valley	8	1.38	\$22,678	8	1.38	\$26,841	5	3.20	\$45,438	0	0.00	\$0	7	3.57	\$55,713
St. Rose-Rose de Lima	2	1.00	\$17,440	1	3.00	\$82,398	0	0.00	\$0	0	0.00	\$0	3	2.67	\$51,696
St. Rose-San Martin	2	2.00	\$32,424	1	4.00	\$30,424	1	2.00	\$23,083	0	0.00	\$0	0	0.00	\$0
St. Rose-Siena	17	1.71	\$26,643	12	1.83	\$31,199	7	1.29	\$23,690	10	2.10	\$34,907	3	1.00	\$29,422
Summerlin	9	1.22	\$13,474	7	5.57	\$64,250	3	2.67	\$47,525	9	4.22	\$65,711	1	3.00	\$83,558
Sunrise	28	2.29	\$37,993	32	2.72	\$47,988	24	1.88	\$46,508	24	3.42	\$55,679	34	2.94	\$66,404
UMC	87	1.70	\$33,344	79	1.57	\$32,425	78	2.53	\$35,071	54	1.70	\$33,409	70	1.70	\$34,632
Valley	8	2.38	\$24,832	6	1.33	\$22,822	2	2.50	\$30,750	4	1.25	\$16,416	1	1.00	\$31,929
<b>Total</b>	<b>173</b>	<b>1.86</b>	<b>\$31,515</b>	<b>157</b>	<b>1.99</b>	<b>\$36,045</b>	<b>128</b>	<b>2.38</b>	<b>\$37,536</b>	<b>122</b>	<b>2.44</b>	<b>\$42,144</b>	<b>132</b>	<b>2.19</b>	<b>\$45,453</b>
<b>Washoe</b>															
Carson Tahoe	1	2.00	\$14,444	3	1.67	\$10,283	0	0.00	\$0	2	4.00	\$21,342	1	3.00	\$19,019
Northern Nevada	1	2.00	\$18,984	1	1.00	\$10,966	0	0.00	\$0	0	0.00	\$0	1	2.00	\$23,708
Renown Regional	68	2.12	\$39,132	47	2.72	\$42,676	57	2.84	\$41,890	63	2.14	\$42,252	40	2.43	\$48,482
Renown S. Meadows	0	0.00	\$0	2	2.00	\$30,884	1	1.00	\$8,347	0	0.00	\$0	0	0.00	\$0
Saint Mary's	1	1.00	\$4,197	0	0.00	\$0	1	2.00	\$13,329	5	4.00	\$32,257	3	4.67	\$35,479
Sierra Surgery	0	0.00	\$0	0	0.00	\$0	0	0.00	\$0	0	0.00	\$0	0	0.00	\$0
<b>Total</b>	<b>71</b>	<b>2.10</b>	<b>\$38,008</b>	<b>53</b>	<b>2.60</b>	<b>\$39,799</b>	<b>59</b>	<b>2.80</b>	<b>\$40,837</b>	<b>70</b>	<b>2.33</b>	<b>\$40,941</b>	<b>45</b>	<b>2.58</b>	<b>\$46,410</b>
<b>Rural</b>															
Battle Mountain	0	0.00	\$0	0	0.00	\$0	1	3.00	\$3,843	1	3.00	\$2,280	0	0.00	\$0
Boulder City	0	0.00	\$0	2	3.00	\$4,635	0	0.00	\$0	0	0.00	\$0	0	0.00	\$0
Carson Valley	1	1.00	\$6,518	0	0.00	\$0	0	0.00	\$0	0	0.00	\$0	0	0.00	\$0
Churchill	0	0.00	\$0	3	1.33	\$13,199	1	1.00	\$10,951	0	0.00	\$0	0	0.00	\$0
Desert View	1	1.00	\$2,816	1	1.00	\$5,423	0	0.00	\$0	0	0.00	\$0	0	0.00	\$0
Grover C. Dils	0	0.00	\$0	0	0.00	\$0	0	0.00	\$0	0	0.00	\$0	1	2.00	\$5,187
Humboldt	0	0.00	\$0	1	1.00	\$4,313	1	1.00	\$7,702	0	0.00	\$0	1	1.00	\$3,907
Incline Village	0	0.00	\$0	0	0.00	\$0	0	0.00	\$0	0	0.00	\$0	0	0.00	\$0
Mesa View	2	1.00	\$12,658	1	1.00	\$2,099	0	0.00	\$0	0	0.00	\$0	0	0.00	\$0
Mount Grant	0	0.00	\$0	0	0.00	\$0	0	0.00	\$0	0	0.00	\$0	0	0.00	\$0
Northeastern	5	2.80	\$28,100	4	3.75	\$38,975	0	0.00	\$0	1	1.00	\$16,117	3	1.33	\$26,803
Nye	3	1.00	\$7,914	2	2.00	\$13,573	0	0.00	\$0	0	0.00	\$0	0	0.00	\$0
Pershing	0	0.00	\$0	0	0.00	\$0	1	1.00	\$1,898	0	0.00	\$0	0	0.00	\$0
South Lyon	0	0.00	\$0	1	1.00	\$4,774	0	0.00	\$0	0	0.00	\$0	0	0.00	\$0
William Bee Ririe	0	0.00	\$0	0	0.00	\$0	1	1.00	\$10,944	0	0.00	\$0	0	0.00	\$0
<b>Total</b>	<b>12</b>	<b>1.75</b>	<b>\$16,574</b>	<b>15</b>	<b>2.20</b>	<b>\$16,568</b>	<b>5</b>	<b>1.40</b>	<b>\$7,068</b>	<b>2</b>	<b>2.00</b>	<b>\$9,199</b>	<b>5</b>	<b>1.40</b>	<b>\$17,901</b>
<b>All Counties</b>	<b>256</b>	<b>1.92</b>	<b>\$32,616</b>	<b>225</b>	<b>2.15</b>	<b>\$35,631</b>	<b>192</b>	<b>2.48</b>	<b>\$37,757</b>	<b>194</b>	<b>2.40</b>	<b>\$41,370</b>	<b>182</b>	<b>2.26</b>	<b>\$44,933</b>

### Major Chest Procedures (163-165)

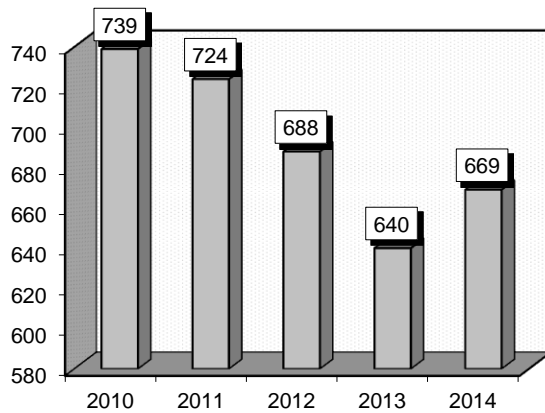
**Procedures:** that frequently accompanied Major Chest Procedures were: 1) Insertion of intercostal catheter for drainage (3404), 2) Lobectomies of the lung (324), 3) Decortication of lung (3451), 4) Fiber-optic bronchoscopy (3322), 5) Biopsy of lymphatic structure (4011).

**Definitions:** **Bronchoscopy:** A procedure in which a cylindrical fiberoptic scope is inserted into the airways. This scope contains a viewing device that allows the visual examination of the lower airways. **Thoracoscopy:** A procedure in which a thin tube is attached to a camera and inserted into the chest cavity through small incisions in the skin. **Wedge resection:** A surgical procedure to remove a triangle-shaped slice of tissue. It may be used to remove a tumor or some other type of tissue that requires removal and typically includes a small amount of normal tissue around it. **Lobectomy:** The surgical removal of a lobe of an organ. It most often refers to the removal of a section of a lung. It may also refer to the liver, brain, thyroid gland, and other organs. **Decortication:** A medical procedure involving the surgical removal of the surface layer, membrane, or fibrous cover of an organ. The procedure is usually performed when the lung is covered by a thick, inelastic pleural peel restricting lung expansion. **Intercostal:** Located or occurring between the ribs.

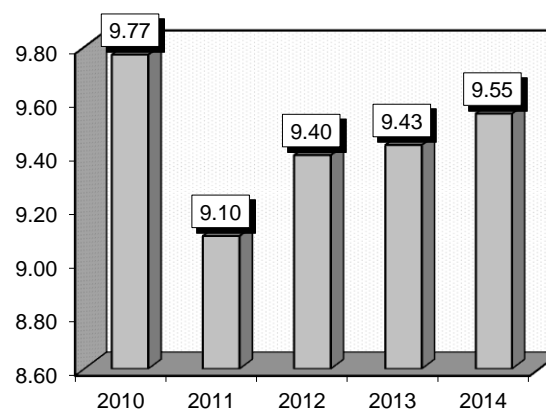
**Comment:** This procedure includes surgery on structures within the chest cavity, excluding the heart. The most common procedures are those involving the lungs and the esophagus.

Gender	2010			2011			2012			2013			2014		
	Cases	Avg LOS	Avg Bill	Cases	Avg LOS	Avg Bill	Cases	Avg LOS	Avg Bill	Cases	Avg LOS	Avg Bill	Cases	Avg LOS	Avg Bill
Male	399	10.50	\$123,991	384	9.13	\$118,722	374	10.22	\$136,755	330	9.58	\$136,276	342	10.30	\$164,539
Female	340	8.92	\$103,738	340	9.06	\$114,844	314	8.42	\$116,442	310	9.27	\$138,923	327	8.77	\$136,530
Age Group	Cases	Avg LOS	Avg Bill	Cases	Avg LOS	Avg Bill	Cases	Avg LOS	Avg Bill	Cases	Avg LOS	Avg Bill	Cases	Avg LOS	Avg Bill
0-17	56	7.82	\$86,246	64	8.27	\$93,995	33	8.15	\$113,510	51	13.61	\$212,135	47	6.49	\$106,723
18-35	45	9.89	\$95,713	63	8.79	\$103,315	59	9.46	\$114,000	40	10.18	\$140,124	63	11.57	\$191,837
36-49	73	12.81	\$131,083	67	10.18	\$123,192	66	9.53	\$114,424	54	8.96	\$119,755	48	11.10	\$148,767
50-64	216	9.99	\$117,824	186	10.20	\$126,003	189	10.10	\$138,063	184	9.80	\$135,203	170	9.88	\$156,492
65+	349	9.30	\$116,296	344	8.50	\$117,503	341	9.09	\$127,834	311	8.52	\$129,482	341	9.22	\$146,837
<b>Total</b>	<b>739</b>	<b>9.77</b>	<b>\$114,673</b>	<b>724</b>	<b>9.10</b>	<b>\$116,901</b>	<b>688</b>	<b>9.40</b>	<b>\$127,484</b>	<b>640</b>	<b>9.43</b>	<b>\$137,558</b>	<b>669</b>	<b>9.55</b>	<b>\$150,848</b>

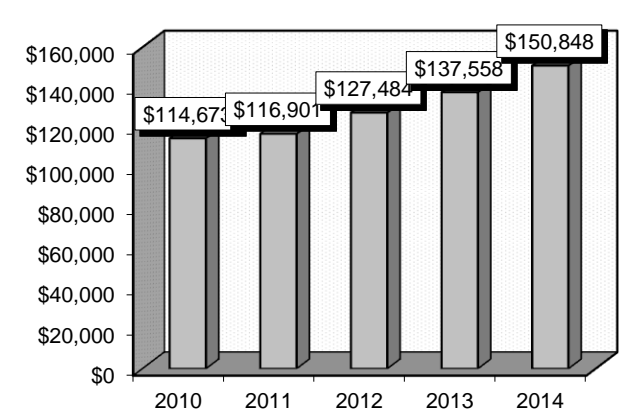
Patient Discharges



Average Length of Stay



Average Billed Charges





County / Hospital	2010			2011			2012			2013			2014		
	Cases	Avg LOS	Avg Bill	Cases	Avg LOS	Avg Bill	Cases	Avg LOS	Avg Bill	Cases	Avg LOS	Avg Bill	Cases	Avg LOS	Avg Bill
<b>Clark</b>															
Centennial Hills	14	15.79	\$250,687	5	10.20	\$186,129	13	12.00	\$223,180	12	14.75	\$236,531	16	18.38	\$271,184
Desert Springs	29	14.10	\$168,264	34	12.50	\$178,126	38	11.76	\$186,130	38	11.34	\$169,703	25	14.36	\$248,449
Mountain View	48	7.04	\$101,582	51	8.90	\$129,517	48	8.00	\$133,807	66	8.61	\$175,478	80	10.31	\$230,225
North Vista	7	12.29	\$154,798	3	14.67	\$240,375	1	17.00	\$147,477	9	15.44	\$192,452	18	11.06	\$154,868
Southern Hills	10	7.40	\$96,384	12	10.17	\$157,772	9	13.56	\$188,594	10	10.30	\$174,853	20	10.35	\$163,175
Spring Valley	17	13.65	\$175,598	13	11.85	\$142,435	10	17.20	\$275,392	9	16.56	\$324,044	10	23.70	\$344,782
St. Rose-Rose de Lima	5	17.20	\$195,098	0	0.00	\$0	0	0.00	\$0	0	0.00	\$0	3	20.33	\$305,479
St. Rose-San Martin	124	8.31	\$105,322	125	7.26	\$109,970	126	8.13	\$117,520	60	8.20	\$109,424	41	8.15	\$130,159
St. Rose-Siena	46	10.35	\$125,400	48	10.13	\$121,407	38	12.18	\$139,490	35	10.63	\$147,627	32	12.94	\$189,380
Summerlin	56	9.79	\$117,966	54	9.63	\$131,301	60	9.88	\$170,459	61	11.02	\$185,081	45	7.80	\$142,347
Sunrise	72	11.29	\$162,841	78	10.38	\$144,371	52	10.98	\$179,570	70	10.01	\$186,764	96	9.65	\$179,234
UMC	52	13.73	\$133,476	35	16.06	\$159,335	38	13.55	\$165,060	33	17.30	\$202,852	25	14.36	\$167,419
Valley	35	10.29	\$145,253	37	13.41	\$218,883	22	11.32	\$202,406	25	8.92	\$153,322	55	9.27	\$160,956
<b>Total</b>	<b>515</b>	<b>10.46</b>	<b>\$132,926</b>	<b>495</b>	<b>10.17</b>	<b>\$140,725</b>	<b>455</b>	<b>10.36</b>	<b>\$156,911</b>	<b>428</b>	<b>10.74</b>	<b>\$172,637</b>	<b>466</b>	<b>10.89</b>	<b>\$187,619</b>
<b>Washoe</b>															
Carson Tahoe	36	7.22	\$82,197	43	5.26	\$72,209	33	6.70	\$89,717	33	5.85	\$80,262	29	5.31	\$69,037
Northern Nevada	5	15.80	\$129,633	4	13.75	\$171,295	0	0.00	\$0	0	0.00	\$0	1	3.00	\$91,469
Renown Regional	83	10.80	\$79,498	99	8.71	\$67,028	113	9.34	\$74,331	120	7.92	\$69,139	116	7.27	\$65,312
Renown S. Meadows	34	4.47	\$44,383	20	4.90	\$44,110	29	2.62	\$31,014	16	2.63	\$30,813	8	4.13	\$40,394
Saint Mary's	58	6.88	\$69,483	60	4.83	\$57,702	58	6.88	\$69,922	43	5.93	\$63,026	47	5.53	\$71,165
Sierra Surgery	1	1.00	\$20,603	0	0.00	\$0	0	0.00	\$0	0	0.00	\$0	0	0.00	\$0
<b>Total</b>	<b>217</b>	<b>8.24</b>	<b>\$72,651</b>	<b>226</b>	<b>6.77</b>	<b>\$65,355</b>	<b>233</b>	<b>7.52</b>	<b>\$70,021</b>	<b>212</b>	<b>6.79</b>	<b>\$66,738</b>	<b>201</b>	<b>6.43</b>	<b>\$66,357</b>
<b>Rural</b>															
Battle Mountain	0	0.00	\$0	0	0.00	\$0	0	0.00	\$0	0	0.00	\$0	0	0.00	\$0
Boulder City	0	0.00	\$0	0	0.00	\$0	0	0.00	\$0	0	0.00	\$0	0	0.00	\$0
Carson Valley	7	6.57	\$74,466	3	7.33	\$69,045	0	0.00	\$0	0	0.00	\$0	1	8.00	\$81,696
Churchill	0	0.00	\$0	0	0.00	\$0	0	0.00	\$0	0	0.00	\$0	1	13.00	\$67,908
Desert View	0	0.00	\$0	0	0.00	\$0	0	0.00	\$0	0	0.00	\$0	0	0.00	\$0
Grover C. Dils	0	0.00	\$0	0	0.00	\$0	0	0.00	\$0	0	0.00	\$0	0	0.00	\$0
Humboldt	0	0.00	\$0	0	0.00	\$0	0	0.00	\$0	0	0.00	\$0	0	0.00	\$0
Incline Village	0	0.00	\$0	0	0.00	\$0	0	0.00	\$0	0	0.00	\$0	0	0.00	\$0
Mesa View	0	0.00	\$0	0	0.00	\$0	0	0.00	\$0	0	0.00	\$0	0	0.00	\$0
Mount Grant	0	0.00	\$0	0	0.00	\$0	0	0.00	\$0	0	0.00	\$0	0	0.00	\$0
Northeastern	0	0.00	\$0	0	0.00	\$0	0	0.00	\$0	0	0.00	\$0	0	0.00	\$0
Nye	0	0.00	\$0	0	0.00	\$0	0	0.00	\$0	0	0.00	\$0	0	0.00	\$0
Pershing	0	0.00	\$0	0	0.00	\$0	0	0.00	\$0	0	0.00	\$0	0	0.00	\$0
South Lyon	0	0.00	\$0	0	0.00	\$0	0	0.00	\$0	0	0.00	\$0	0	0.00	\$0
William Bee Ririe	0	0.00	\$0	0	0.00	\$0	0	0.00	\$0	0	0.00	\$0	0	0.00	\$0
<b>Total</b>	<b>7</b>	<b>6.57</b>	<b>\$74,466</b>	<b>3</b>	<b>7.33</b>	<b>\$69,045</b>	<b>0</b>	<b>0.00</b>	<b>\$0</b>	<b>0</b>	<b>0.00</b>	<b>\$0</b>	<b>2</b>	<b>10.50</b>	<b>\$74,802</b>
<b>All Counties</b>	<b>739</b>	<b>9.77</b>	<b>\$114,673</b>	<b>724</b>	<b>9.10</b>	<b>\$116,901</b>	<b>688</b>	<b>9.40</b>	<b>\$127,484</b>	<b>640</b>	<b>9.43</b>	<b>\$137,558</b>	<b>669</b>	<b>9.55</b>	<b>\$150,848</b>

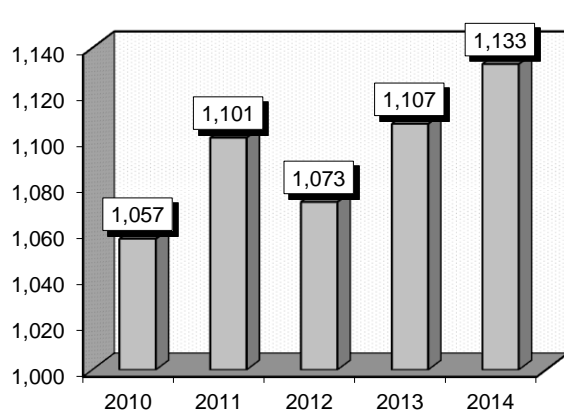
### Respiratory Infections & Inflammations (177-179)

**Diagnoses:** that frequently accompanied Respiratory Infections & Inflammations were: 1) Pneumonitis due to inhalation of food or vomitus (5070), 2) Unspecified essential hypertension (4019), 3) Chronic airway obstruction, not elsewhere classified (496), 4) Hypoxemia (79902), 5) Dysphagia, unspecified (78720), 6) Anemia, unspecified (2859), 7) Personal history of tobacco use (V1582).

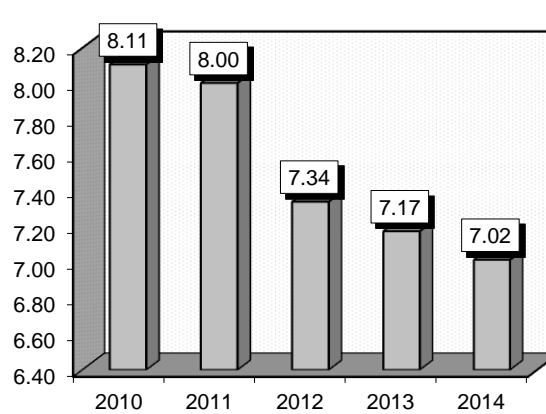
**Definitions:** **Pneumonia:** Inflammation of the lungs, usually due to infection with bacteria, viruses, or other pathogenic organisms. **Pseudomonas:** A genus of motile, polar-flagellate, non-spore-forming, strictly aerobic bacteria (family Pseudomonadaceae) containing gram-negative rods that occur singly. The metabolism is oxidative. They occur commonly in soil and in freshwater and marine environments. Some species are plant pathogens. Others are involved in human infections. **Hypoxemia:** An abnormal deficiency in the concentration of oxygen in arterial blood. **Dysphagia:** Difficulty in swallowing. **Staphylococcus:** A genus of nonmotile spheric gram-positive bacteria. Some species are normally found on the skin and in the throat. Certain species cause severe purulent infections or produce an enterotoxin, which may cause nausea, vomiting, and diarrhea. Life-threatening staphylococcal infections may arise within hospitals. **Pathogen:** Any virus, microorganism, or other substance causing disease. **Aspiration pneumonia:** An inflammatory condition of the lungs and bronchi caused by inhalation of foreign material or vomitus. **Hypertension:** High blood pressure.

Gender	2010			2011			2012			2013			2014		
	Cases	Avg LOS	Avg Bill	Cases	Avg LOS	Avg Bill	Cases	Avg LOS	Avg Bill	Cases	Avg LOS	Avg Bill	Cases	Avg LOS	Avg Bill
Male	590	8.23	\$72,040	627	8.03	\$76,162	576	7.59	\$74,317	630	7.22	\$74,911	654	7.20	\$80,093
Female	467	7.95	\$68,253	474	7.97	\$75,213	497	7.05	\$69,352	477	7.12	\$72,310	479	6.76	\$70,327
Age Group	Cases	Avg LOS	Avg Bill	Cases	Avg LOS	Avg Bill	Cases	Avg LOS	Avg Bill	Cases	Avg LOS	Avg Bill	Cases	Avg LOS	Avg Bill
0-17	37	7.49	\$56,916	41	8.12	\$74,103	35	7.63	\$60,300	50	8.98	\$86,741	37	7.14	\$72,503
18-35	63	7.89	\$65,784	69	8.06	\$74,176	79	7.27	\$68,666	80	8.48	\$98,244	84	7.61	\$76,288
36-49	85	9.66	\$84,085	100	9.08	\$77,290	69	7.80	\$72,110	84	8.40	\$75,914	80	5.69	\$73,012
50-64	210	8.27	\$71,122	218	8.12	\$79,889	219	8.17	\$76,359	207	7.34	\$78,466	224	7.49	\$76,765
65+	662	7.91	\$69,554	673	7.79	\$74,448	671	7.01	\$71,596	686	6.69	\$68,324	708	6.94	\$76,187
<b>Total</b>	<b>1,057</b>	<b>8.11</b>	<b>\$70,367</b>	<b>1,101</b>	<b>8.00</b>	<b>\$75,754</b>	<b>1,073</b>	<b>7.34</b>	<b>\$72,017</b>	<b>1,107</b>	<b>7.17</b>	<b>\$73,790</b>	<b>1,133</b>	<b>7.02</b>	<b>\$75,964</b>

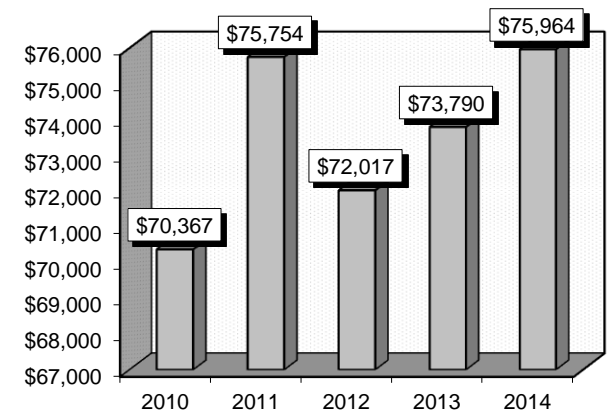
**Patient Discharges**



**Average Length of Stay**



**Average Billed Charges**



County / Hospital	2010			2011			2012			2013			2014		
	Cases	Avg LOS	Avg Bill	Cases	Avg LOS	Avg Bill	Cases	Avg LOS	Avg Bill	Cases	Avg LOS	Avg Bill	Cases	Avg LOS	Avg Bill
<b>Clark</b>															
Centennial Hills	26	9.23	\$106,204	56	7.88	\$98,550	29	6.59	\$91,655	37	6.16	\$104,715	48	6.25	\$103,009
Desert Springs	66	8.45	\$75,124	66	7.88	\$87,331	54	8.85	\$96,919	50	9.86	\$120,369	57	8.60	\$106,759
Mountain View	94	7.47	\$79,091	76	7.54	\$91,545	90	8.12	\$110,110	97	7.81	\$109,158	99	7.22	\$108,988
North Vista	33	9.85	\$92,794	46	10.07	\$94,093	33	10.36	\$99,490	27	11.74	\$126,625	35	9.00	\$80,738
Southern Hills	35	9.06	\$89,574	35	7.83	\$95,272	24	7.04	\$96,242	19	8.89	\$94,191	24	7.25	\$96,734
Spring Valley	27	10.26	\$114,517	49	6.29	\$84,603	43	6.21	\$83,011	35	5.26	\$79,241	47	7.36	\$112,573
St. Rose-Rose de Lima	34	6.50	\$55,882	21	8.81	\$77,996	38	6.03	\$64,352	39	5.08	\$55,093	53	5.64	\$66,607
St. Rose-San Martin	31	7.16	\$58,853	36	6.72	\$71,005	30	6.27	\$68,611	35	7.80	\$67,504	34	7.88	\$77,301
St. Rose-Siena	79	8.52	\$74,283	80	7.89	\$77,675	72	8.03	\$80,420	69	6.99	\$75,381	76	6.08	\$73,482
Summerlin	55	7.13	\$95,072	57	8.32	\$112,085	56	8.18	\$114,057	54	7.69	\$114,281	61	8.20	\$128,063
Sunrise	92	9.53	\$101,039	84	8.08	\$94,437	75	6.20	\$75,038	86	7.63	\$104,277	70	7.06	\$98,941
UMC	64	11.34	\$76,541	80	9.34	\$72,540	77	9.38	\$78,083	72	11.00	\$86,914	73	9.85	\$79,774
Valley	54	9.65	\$117,951	53	10.60	\$128,254	48	8.54	\$122,288	32	9.38	\$140,596	35	6.97	\$106,765
<b>Total</b>	<b>690</b>	<b>8.77</b>	<b>\$86,708</b>	<b>739</b>	<b>8.25</b>	<b>\$91,176</b>	<b>669</b>	<b>7.81</b>	<b>\$91,413</b>	<b>652</b>	<b>8.08</b>	<b>\$98,269</b>	<b>712</b>	<b>7.48</b>	<b>\$95,926</b>
<b>Washoe</b>															
Carson Tahoe	55	7.13	\$44,919	67	5.96	\$42,251	89	5.58	\$37,344	87	4.79	\$33,538	98	4.96	\$35,674
Northern Nevada	30	6.60	\$52,209	24	5.33	\$47,173	21	4.52	\$45,591	22	3.91	\$43,887	13	7.23	\$77,153
Renown Regional	116	8.36	\$45,934	132	9.73	\$54,955	134	8.69	\$50,663	145	7.37	\$48,032	156	7.75	\$51,599
Renown S. Meadows	20	7.85	\$42,696	11	6.64	\$41,841	26	5.12	\$34,492	23	3.48	\$25,265	16	4.31	\$31,353
Saint Mary's	63	6.90	\$37,752	44	8.48	\$45,420	53	6.53	\$32,345	93	6.51	\$38,532	65	5.48	\$33,313
Sierra Surgery	0	0.00	\$0	0	0.00	\$0	0	0.00	\$0	0	0.00	\$0	0	0.00	\$0
<b>Total</b>	<b>284</b>	<b>7.58</b>	<b>\$44,357</b>	<b>278</b>	<b>8.12</b>	<b>\$49,193</b>	<b>323</b>	<b>6.92</b>	<b>\$42,356</b>	<b>370</b>	<b>6.10</b>	<b>\$40,574</b>	<b>348</b>	<b>6.36</b>	<b>\$43,722</b>
<b>Rural</b>															
Battle Mountain	0	0.00	\$0	2	2.50	\$5,991	0	0.00	\$0	0	0.00	\$0	0	0.00	\$0
Boulder City	10	6.90	\$16,798	4	7.75	\$18,406	5	9.00	\$40,404	1	8.00	\$46,490	6	3.17	\$20,390
Carson Valley	8	3.88	\$30,105	18	4.17	\$31,335	30	3.67	\$25,736	28	3.36	\$22,217	23	3.30	\$24,877
Churchill	20	3.85	\$20,153	22	8.18	\$34,950	18	9.11	\$47,845	19	7.95	\$43,521	12	9.83	\$51,953
Desert View	8	4.75	\$26,202	8	5.00	\$25,177	3	3.67	\$20,480	5	5.80	\$49,604	5	4.40	\$33,957
Grover C. Dils	0	0.00	\$0	0	0.00	\$0	2	4.00	\$12,366	2	3.50	\$7,396	1	4.00	\$4,969
Humboldt	2	4.50	\$12,854	4	5.25	\$33,763	1	7.00	\$50,719	5	4.60	\$20,974	4	12.25	\$52,062
Incline Village	0	0.00	\$0	0	0.00	\$0	0	0.00	\$0	0	0.00	\$0	0	0.00	\$0
Mesa View	3	3.67	\$20,381	8	4.00	\$21,377	5	2.00	\$9,433	7	2.86	\$17,300	4	2.75	\$16,596
Mount Grant	0	0.00	\$0	5	5.80	\$22,663	2	3.50	\$12,030	2	6.50	\$21,832	3	9.00	\$31,757
Northeastern	22	3.73	\$29,312	9	3.78	\$30,349	10	3.70	\$30,236	11	4.36	\$38,360	7	8.29	\$78,716
Nye	1	2.00	\$6,913	1	2.00	\$8,045	0	0.00	\$0	0	0.00	\$0	0	0.00	\$0
Pershing	0	0.00	\$0	0	0.00	\$0	0	0.00	\$0	0	0.00	\$0	0	0.00	\$0
South Lyon	2	3.50	\$10,733	2	2.50	\$8,487	2	3.50	\$12,267	0	0.00	\$0	2	3.00	\$7,843
William Bee Ririe	7	5.86	\$24,318	1	1.00	\$12,740	3	2.33	\$22,596	5	5.60	\$30,369	6	3.00	\$20,623
<b>Total</b>	<b>83</b>	<b>4.42</b>	<b>\$23,516</b>	<b>84</b>	<b>5.42</b>	<b>\$27,979</b>	<b>81</b>	<b>5.10</b>	<b>\$30,100</b>	<b>85</b>	<b>4.95</b>	<b>\$30,608</b>	<b>73</b>	<b>5.59</b>	<b>\$34,973</b>
<b>All Counties</b>	<b>1,057</b>	<b>8.11</b>	<b>\$70,367</b>	<b>1,101</b>	<b>8.00</b>	<b>\$75,754</b>	<b>1,073</b>	<b>7.34</b>	<b>\$72,017</b>	<b>1,107</b>	<b>7.17</b>	<b>\$73,790</b>	<b>1,133</b>	<b>7.02</b>	<b>\$75,964</b>

### Respiratory Neoplasms (180-182)

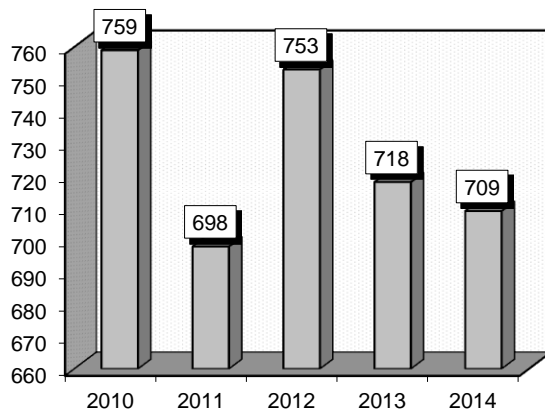
**Diagnoses:** that frequently accompanied Respiratory Neoplasms were: 1) Unspecified essential hypertension (4019), 2) Personal history of tobacco use (V1582), 3) Tobacco use disorder (3051), 4) Pneumonia, organism unspecified (486), 5) Diabetes mellitus without mention of complication, type II or unspecified type, not stated as uncontrolled (25000).

**Definitions:** **Hypertension:** High blood pressure. **Neoplasm:** An abnormal tissue that grows by cellular proliferation more rapidly than normal and continues to grow after the stimuli that initiated the new growth cease. Neoplasms show partial or complete lack of structural organization and functional coordination with the normal tissue, and usually form a distinct mass of tissue that may be either benign (benign tumor) or malignant (cancer). **Malignant:** Tending to become worse and end in death. **Pneumonia:** Inflammation of the lungs, usually due to infection with bacteria, viruses, or other pathogenic organisms. **Hypoxia:** An inadequate supply of oxygen to tissues. **Cyanosis:** A bluish color of the skin and the mucous membranes due to insufficient oxygen in the blood. **Bronchiectasis:** A condition in which an area of the bronchial tubes is permanently and abnormally widened (dilated), with accompanying infection.

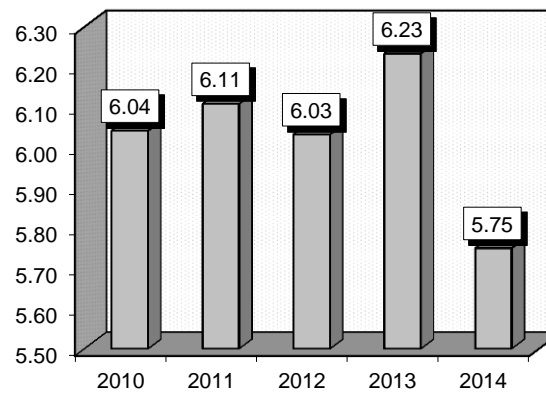
**Comment:** The lungs consist of bronchial tubes and lobes. During respiration air enters the bronchial tubes. These tubes continuously branch into smaller tubules called bronchioles. There are 5 sections or lobes within the lung. The right lung contains three lobes: upper, middle and lower. The left lung contains two: upper and lower. Neoplasms may be found in any part of the lung, from the bronchial tubes (ICD-9 1629) to the lobes (ICD-9 1623).

Gender	2010			2011			2012			2013			2014		
	Cases	Avg LOS	Avg Bill	Cases	Avg LOS	Avg Bill	Cases	Avg LOS	Avg Bill	Cases	Avg LOS	Avg Bill	Cases	Avg LOS	Avg Bill
Male	375	6.37	\$59,215	323	5.78	\$60,336	353	6.29	\$69,890	322	6.53	\$73,847	335	5.87	\$75,156
Female	384	5.72	\$55,388	375	6.39	\$64,367	400	5.81	\$64,271	396	5.99	\$69,982	374	5.64	\$73,636
Age Group	Cases	Avg LOS	Avg Bill	Cases	Avg LOS	Avg Bill	Cases	Avg LOS	Avg Bill	Cases	Avg LOS	Avg Bill	Cases	Avg LOS	Avg Bill
0-17	2	3.00	\$33,433	0	0.00	\$0	0	0.00	\$0	2	2.00	\$12,580	2	9.50	\$174,980
18-35	15	7.53	\$64,144	5	6.20	\$45,914	3	3.00	\$40,916	5	6.80	\$57,115	9	8.00	\$134,494
36-49	31	9.58	\$79,595	39	8.36	\$79,144	39	6.10	\$61,958	31	7.45	\$68,796	41	6.90	\$83,905
50-64	205	5.95	\$53,686	190	6.16	\$60,035	236	6.07	\$64,887	197	6.73	\$72,549	218	5.44	\$67,153
65+	506	5.83	\$57,257	464	5.90	\$62,292	475	6.03	\$68,478	483	5.96	\$71,959	439	5.73	\$75,346
<b>Total</b>	<b>759</b>	<b>6.04</b>	<b>\$57,278</b>	<b>698</b>	<b>6.11</b>	<b>\$62,502</b>	<b>753</b>	<b>6.03</b>	<b>\$66,905</b>	<b>718</b>	<b>6.23</b>	<b>\$71,715</b>	<b>709</b>	<b>5.75</b>	<b>\$74,354</b>

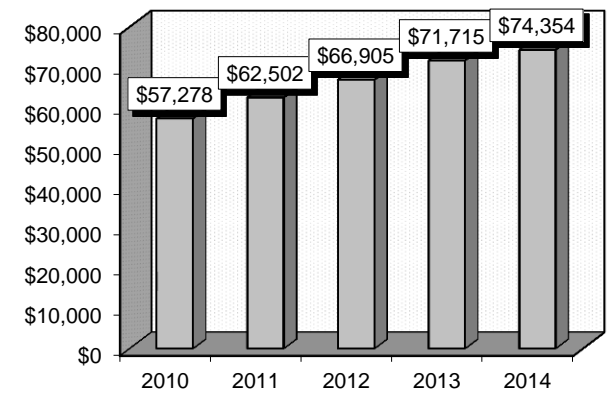
**Patient Discharges**



**Average Length of Stay**



**Average Billed Charges**



County / Hospital	2010			2011			2012			2013			2014		
	Cases	Avg LOS	Avg Bill	Cases	Avg LOS	Avg Bill	Cases	Avg LOS	Avg Bill	Cases	Avg LOS	Avg Bill	Cases	Avg LOS	Avg Bill
<b>Clark</b>															
Centennial Hills	31	4.68	\$51,544	27	5.04	\$81,956	23	4.43	\$66,355	31	5.06	\$83,546	31	3.52	\$58,573
Desert Springs	57	6.32	\$61,202	27	9.07	\$75,037	26	5.38	\$63,072	51	5.47	\$70,927	45	5.33	\$79,130
Mountain View	55	5.71	\$71,271	60	5.32	\$73,780	62	6.56	\$95,785	60	6.57	\$96,397	70	6.16	\$102,863
North Vista	13	5.15	\$60,814	13	7.15	\$80,127	13	9.31	\$88,810	9	8.67	\$76,692	9	4.33	\$47,163
Southern Hills	24	6.38	\$76,030	8	4.13	\$64,895	14	7.79	\$98,022	21	5.38	\$72,264	24	5.00	\$78,243
Spring Valley	37	4.92	\$66,993	34	5.09	\$66,749	38	6.45	\$88,233	35	5.17	\$78,783	47	5.66	\$96,662
St. Rose-Rose de Lima	25	4.52	\$46,770	25	4.96	\$48,978	29	6.76	\$66,180	20	5.35	\$62,655	25	5.72	\$71,780
St. Rose-San Martin	28	4.07	\$41,373	45	3.60	\$45,874	42	4.88	\$54,742	26	6.77	\$83,010	25	4.44	\$61,360
St. Rose-Siena	53	7.53	\$69,891	47	6.09	\$64,856	63	6.13	\$63,937	56	6.04	\$68,468	51	5.96	\$77,253
Summerlin	59	5.47	\$66,385	45	6.98	\$90,226	46	6.83	\$97,692	49	9.63	\$126,800	54	7.04	\$113,097
Sunrise	55	6.35	\$69,979	74	7.19	\$88,016	87	5.03	\$68,624	82	6.20	\$85,933	60	5.70	\$98,668
UMC	69	7.68	\$55,406	77	6.61	\$51,830	111	6.93	\$60,462	73	8.84	\$58,831	62	6.95	\$50,078
Valley	54	6.02	\$69,851	46	5.52	\$66,851	39	5.51	\$83,371	36	6.00	\$81,868	29	5.34	\$93,679
<b>Total</b>	<b>560</b>	<b>6.03</b>	<b>\$63,380</b>	<b>528</b>	<b>6.02</b>	<b>\$69,076</b>	<b>593</b>	<b>6.15</b>	<b>\$73,622</b>	<b>549</b>	<b>6.67</b>	<b>\$81,427</b>	<b>532</b>	<b>5.77</b>	<b>\$83,721</b>
<b>Washoe</b>															
Carson Tahoe	26	5.08	\$38,450	24	4.58	\$35,383	24	3.67	\$29,754	16	3.44	\$29,916	24	6.00	\$50,081
Northern Nevada	12	7.92	\$61,027	6	4.83	\$50,394	2	2.50	\$31,628	6	5.33	\$66,459	4	2.00	\$28,087
Renown Regional	72	7.82	\$47,592	79	8.41	\$51,037	70	6.80	\$49,363	71	6.01	\$51,189	82	6.65	\$52,644
Renown S. Meadows	7	4.57	\$32,942	9	3.22	\$22,244	7	2.29	\$23,595	5	3.60	\$29,371	10	3.50	\$38,246
Saint Mary's	41	5.34	\$42,895	26	5.62	\$49,408	37	6.57	\$53,367	50	4.52	\$35,459	44	5.39	\$43,187
Sierra Surgery	0	0.00	\$0	0	0.00	\$0	0	0.00	\$0	0	0.00	\$0	0	0.00	\$0
<b>Total</b>	<b>158</b>	<b>6.59</b>	<b>\$45,240</b>	<b>144</b>	<b>6.79</b>	<b>\$46,307</b>	<b>140</b>	<b>5.91</b>	<b>\$45,518</b>	<b>148</b>	<b>5.12</b>	<b>\$43,457</b>	<b>164</b>	<b>5.91</b>	<b>\$48,255</b>
<b>Rural</b>															
Battle Mountain	0	0.00	\$0	0	0.00	\$0	2	5.00	\$7,139	0	0.00	\$0	0	0.00	\$0
Boulder City	1	2.00	\$11,876	1	5.00	\$6,554	0	0.00	\$0	3	2.67	\$18,626	1	3.00	\$26,935
Carson Valley	5	5.80	\$55,552	2	1.50	\$3,452	0	0.00	\$0	2	2.00	\$19,847	1	2.00	\$13,481
Churchill	5	3.60	\$18,158	4	5.25	\$30,177	2	3.50	\$22,668	0	0.00	\$0	4	3.25	\$17,690
Desert View	14	3.79	\$10,592	3	4.67	\$17,481	5	3.80	\$17,187	4	1.50	\$10,062	2	3.00	\$27,244
Grover C. Dils	1	3.00	\$12,062	1	1.00	\$5,447	0	0.00	\$0	0	0.00	\$0	0	0.00	\$0
Humboldt	1	6.00	\$40,640	4	5.50	\$28,391	1	1.00	\$14,655	2	2.50	\$8,240	0	0.00	\$0
Incline Village	0	0.00	\$0	0	0.00	\$0	0	0.00	\$0	0	0.00	\$0	0	0.00	\$0
Mesa View	1	4.00	\$16,066	1	4.00	\$27,718	1	3.00	\$18,418	3	2.67	\$9,636	0	0.00	\$0
Mount Grant	0	0.00	\$0	0	0.00	\$0	0	0.00	\$0	1	2.00	\$7,276	2	2.50	\$12,582
Northeastern	4	4.25	\$32,899	4	2.75	\$14,811	4	3.25	\$25,666	5	2.80	\$22,418	3	2.67	\$24,188
Nye	2	3.50	\$6,938	1	3.00	\$13,534	1	4.00	\$16,808	0	0.00	\$0	0	0.00	\$0
Pershing	1	2.00	\$6,269	3	5.33	\$17,017	0	0.00	\$0	0	0.00	\$0	0	0.00	\$0
South Lyon	1	10.00	\$17,801	0	0.00	\$0	1	7.00	\$15,677	0	0.00	\$0	0	0.00	\$0
William Bee Ririe	5	4.00	\$13,330	2	3.00	\$14,152	3	1.33	\$11,829	1	7.00	\$55,845	0	0.00	\$0
<b>Total</b>	<b>41</b>	<b>4.17</b>	<b>\$20,333</b>	<b>26</b>	<b>4.08</b>	<b>\$18,672</b>	<b>20</b>	<b>3.40</b>	<b>\$17,463</b>	<b>21</b>	<b>2.57</b>	<b>\$16,972</b>	<b>13</b>	<b>2.85</b>	<b>\$20,261</b>
<b>All Counties</b>	<b>759</b>	<b>6.04</b>	<b>\$57,278</b>	<b>698</b>	<b>6.11</b>	<b>\$62,502</b>	<b>753</b>	<b>6.03</b>	<b>\$66,905</b>	<b>718</b>	<b>6.23</b>	<b>\$71,715</b>	<b>709</b>	<b>5.75</b>	<b>\$74,354</b>

### Major Chest Trauma (183-185)

**Diagnoses:** that frequently accompanied Major Chest Trauma were: 1) Unspecified essential hypertension (4019), 2) Closed fracture of one rib (80701), 3) Closed fracture of two ribs (80702), 4) Closed fracture of three ribs (80703), 5) Tobacco use disorder (3051), 6) Contusion of lung without mention of open wound into thorax (86121), 7) Other and unspecified hyperlipidemia (2724).

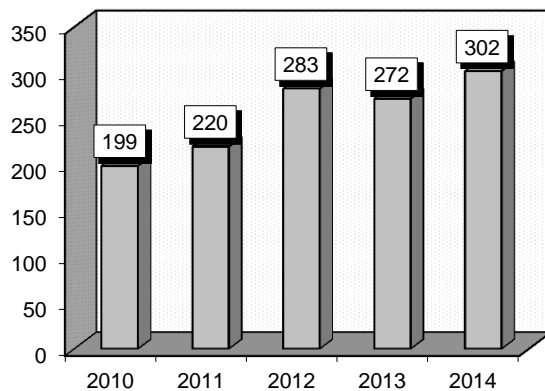
**Definitions:** **Hypertension:** High blood pressure. **Fracture:** A break in bone or cartilage. Although usually a result of trauma, a fracture can be the result of an acquired disease of bone, such as osteoporosis, or of abnormal formation of bone in a congenital disease of bone, such as osteogenesis imperfecta ('brittle bone disease'). **Thorax:** The part of the body between the neck and abdomen; it is separated from the abdomen by the diaphragm. **Diaphragm:** The musculomembranous partition separating the thoracic and abdominal cavities. **Contusion:** An injury in which the skin is not broken, often characterized by ruptured blood vessels and discolorations; a bruise. **Hyperlipidemia:** An abnormally high concentration of fats or lipids in the blood.

**Comment:** Major chest trauma is normally the result of an accident, such as an automobile accident (E8495). The resulting damage may be broken ribs or sternum, a collapsed or damaged lung or other chest organs.

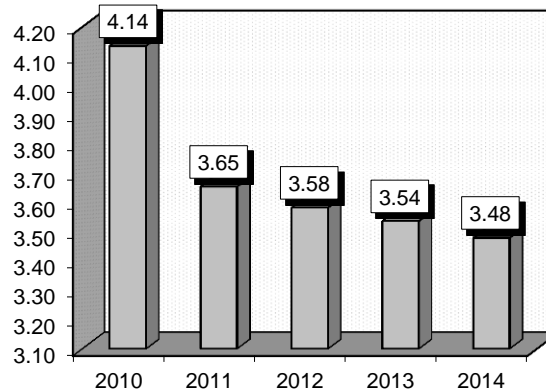
**Note:** Throughout this publication you may find a number of ailments accompanied by tobacco use disorder and/or hypertension. These often do not have a direct correlation to the ailment, but are left in to demonstrate to the reader their high frequency.

Gender	2010			2011			2012			2013			2014		
	Cases	Avg LOS	Avg Bill	Cases	Avg LOS	Avg Bill	Cases	Avg LOS	Avg Bill	Cases	Avg LOS	Avg Bill	Cases	Avg LOS	Avg Bill
Male	135	3.93	\$38,120	143	3.49	\$39,707	169	3.43	\$40,560	174	3.49	\$41,155	199	3.49	\$47,614
Female	64	4.56	\$43,630	77	3.96	\$37,843	114	3.81	\$37,713	98	3.61	\$37,024	103	3.47	\$37,867
Age Group	Cases	Avg LOS	Avg Bill	Cases	Avg LOS	Avg Bill	Cases	Avg LOS	Avg Bill	Cases	Avg LOS	Avg Bill	Cases	Avg LOS	Avg Bill
0-17	2	3.00	\$39,117	2	2.50	\$27,095	3	1.00	\$27,348	4	1.50	\$20,854	3	3.33	\$32,442
18-35	12	3.92	\$46,191	26	2.65	\$38,538	34	2.35	\$38,699	18	2.17	\$31,339	21	2.67	\$47,049
36-49	43	3.23	\$41,975	33	2.70	\$34,080	54	3.43	\$39,214	40	2.93	\$34,163	42	2.17	\$39,044
50-64	68	3.59	\$35,394	72	4.24	\$40,067	74	3.55	\$39,553	68	3.53	\$43,478	110	3.60	\$44,565
65+	74	5.23	\$41,814	87	3.86	\$40,534	118	4.09	\$39,929	142	3.94	\$40,977	126	3.95	\$45,620
<b>Total</b>	<b>199</b>	<b>4.14</b>	<b>\$39,892</b>	<b>220</b>	<b>3.65</b>	<b>\$39,055</b>	<b>283</b>	<b>3.58</b>	<b>\$39,413</b>	<b>272</b>	<b>3.54</b>	<b>\$39,667</b>	<b>302</b>	<b>3.48</b>	<b>\$44,290</b>

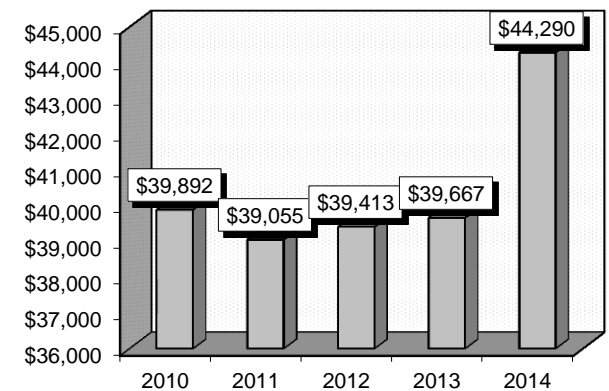
Patient Discharges



Average Length of Stay



Average Billed Charges



County / Hospital	2010			2011			2012			2013			2014		
	Cases	Avg LOS	Avg Bill	Cases	Avg LOS	Avg Bill	Cases	Avg LOS	Avg Bill	Cases	Avg LOS	Avg Bill	Cases	Avg LOS	Avg Bill
<b>Clark</b>															
Centennial Hills	3	4.33	\$39,607	3	4.33	\$33,127	1	1.00	\$9,268	10	2.50	\$37,129	2	2.50	\$58,846
Desert Springs	1	5.00	\$46,710	7	4.29	\$33,738	5	2.40	\$30,911	2	5.50	\$38,345	8	3.25	\$36,667
Mountain View	7	6.43	\$74,489	7	3.43	\$45,014	7	5.43	\$55,559	7	4.00	\$54,929	4	4.50	\$74,201
North Vista	2	6.00	\$48,452	0	0.00	\$0	0	0.00	\$0	1	6.00	\$32,322	2	2.50	\$22,075
Southern Hills	6	3.50	\$34,073	0	0.00	\$0	2	4.00	\$36,308	1	3.00	\$64,589	1	2.00	\$28,266
Spring Valley	6	5.50	\$32,893	11	4.36	\$49,735	7	2.00	\$26,861	5	3.80	\$49,850	4	2.25	\$49,912
St. Rose-Rose de Lima	0	0.00	\$0	1	1.00	\$9,744	2	6.50	\$67,772	2	5.50	\$34,616	1	3.00	\$36,982
St. Rose-San Martin	4	4.75	\$44,819	1	2.00	\$25,666	0	0.00	\$0	1	8.00	\$74,024	1	3.00	\$39,131
St. Rose-Siena	9	3.00	\$33,624	19	4.84	\$55,553	9	6.00	\$53,847	13	3.23	\$36,377	11	3.55	\$51,205
Summerlin	8	2.63	\$30,906	3	2.33	\$31,651	4	3.00	\$33,839	6	1.67	\$26,436	2	11.00	\$178,015
Sunrise	22	2.82	\$35,939	23	3.22	\$45,323	43	3.42	\$46,310	39	3.38	\$55,017	43	4.02	\$65,288
UMC	49	3.78	\$42,815	51	3.16	\$37,182	82	3.13	\$38,016	68	3.13	\$33,004	90	3.16	\$40,822
Valley	3	6.00	\$65,068	5	2.40	\$33,233	1	2.00	\$39,334	5	3.20	\$34,547	2	5.00	\$65,241
<b>Total</b>	<b>120</b>	<b>3.84</b>	<b>\$41,655</b>	<b>131</b>	<b>3.54</b>	<b>\$41,897</b>	<b>163</b>	<b>3.42</b>	<b>\$41,208</b>	<b>160</b>	<b>3.28</b>	<b>\$40,725</b>	<b>171</b>	<b>3.50</b>	<b>\$50,217</b>
<b>Washoe</b>															
Carson Tahoe	4	5.75	\$29,322	3	2.00	\$16,496	5	3.00	\$26,276	4	4.25	\$25,378	12	4.08	\$24,888
Northern Nevada	4	2.75	\$32,261	1	2.00	\$25,570	2	8.50	\$100,373	2	2.50	\$33,592	3	3.33	\$37,173
Renown Regional	60	5.03	\$42,265	76	3.97	\$37,849	87	3.79	\$41,136	86	4.06	\$42,046	95	3.48	\$41,722
Renown S. Meadows	2	3.00	\$18,404	3	4.00	\$16,955	3	4.00	\$30,560	2	2.50	\$23,570	1	4.00	\$19,123
Saint Mary's	2	4.00	\$18,618	2	2.50	\$8,440	5	4.40	\$21,409	9	4.22	\$26,083	9	3.22	\$17,916
Sierra Surgery	0	0.00	\$0	0	0.00	\$0	0	0.00	\$0	0	0.00	\$0	0	0.00	\$0
<b>Total</b>	<b>72</b>	<b>4.86</b>	<b>\$39,671</b>	<b>85</b>	<b>3.85</b>	<b>\$35,522</b>	<b>102</b>	<b>3.88</b>	<b>\$40,291</b>	<b>103</b>	<b>4.02</b>	<b>\$39,481</b>	<b>120</b>	<b>3.53</b>	<b>\$37,951</b>
<b>Rural</b>															
Battle Mountain	0	0.00	\$0	0	0.00	\$0	2	2.00	\$3,490	0	0.00	\$0	0	0.00	\$0
Boulder City	1	1.00	\$10,049	0	0.00	\$0	1	4.00	\$4,710	0	0.00	\$0	0	0.00	\$0
Carson Valley	2	1.50	\$12,513	0	0.00	\$0	3	1.67	\$8,895	1	4.00	\$44,607	1	2.00	\$17,210
Churchill	1	2.00	\$15,324	1	1.00	\$3,315	2	5.50	\$24,037	1	1.00	\$6,332	0	0.00	\$0
Desert View	1	3.00	\$18,112	1	5.00	\$22,125	4	4.25	\$18,534	2	2.00	\$13,865	3	3.00	\$18,421
Grover C. Dils	1	2.00	\$6,724	0	0.00	\$0	0	0.00	\$0	0	0.00	\$0	0	0.00	\$0
Humboldt	1	1.00	\$8,427	1	2.00	\$26,127	0	0.00	\$0	0	0.00	\$0	1	4.00	\$18,230
Incline Village	0	0.00	\$0	0	0.00	\$0	0	0.00	\$0	0	0.00	\$0	0	0.00	\$0
Mesa View	0	0.00	\$0	0	0.00	\$0	0	0.00	\$0	0	0.00	\$0	2	2.00	\$22,126
Mount Grant	0	0.00	\$0	0	0.00	\$0	0	0.00	\$0	0	0.00	\$0	0	0.00	\$0
Northeastern	0	0.00	\$0	1	5.00	\$32,642	5	3.40	\$29,697	4	3.25	\$24,209	4	2.50	\$24,814
Nye	0	0.00	\$0	0	0.00	\$0	0	0.00	\$0	0	0.00	\$0	0	0.00	\$0
Pershing	0	0.00	\$0	0	0.00	\$0	0	0.00	\$0	0	0.00	\$0	0	0.00	\$0
South Lyon	0	0.00	\$0	0	0.00	\$0	1	2.00	\$18,202	0	0.00	\$0	0	0.00	\$0
William Bee Ririe	0	0.00	\$0	0	0.00	\$0	0	0.00	\$0	1	2.00	\$31,233	0	0.00	\$0
<b>Total</b>	<b>7</b>	<b>1.71</b>	<b>\$11,952</b>	<b>4</b>	<b>3.25</b>	<b>\$21,052</b>	<b>18</b>	<b>3.33</b>	<b>\$18,182</b>	<b>9</b>	<b>2.67</b>	<b>\$22,971</b>	<b>11</b>	<b>2.64</b>	<b>\$21,292</b>
<b>All Counties</b>	<b>199</b>	<b>4.14</b>	<b>\$39,892</b>	<b>220</b>	<b>3.65</b>	<b>\$39,055</b>	<b>283</b>	<b>3.58</b>	<b>\$39,413</b>	<b>272</b>	<b>3.54</b>	<b>\$39,667</b>	<b>302</b>	<b>3.48</b>	<b>\$44,290</b>

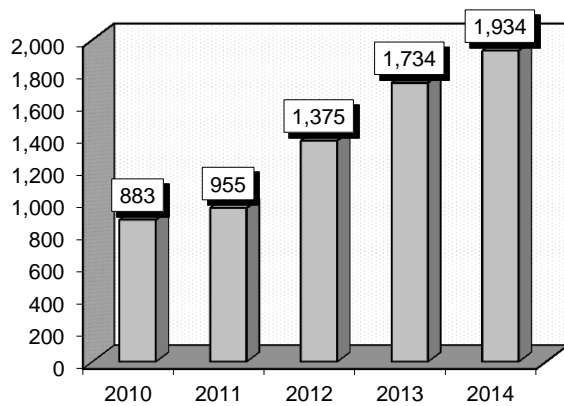
### Pulmonary Edema & Respiratory Failure (189)

**Diagnoses:** that frequently accompanied Pulmonary Edema & Respiratory Failure were: 1) Acute respiratory failure (51881), 2) Unspecified essential hypertension (4019), 3) Obstructive chronic bronchitis with (acute) exacerbation (49121), 4) Congestive heart failure, unspecified (4280), 5) Personal history of tobacco use (V1582), 6) Pneumonia, organism unspecified (486).

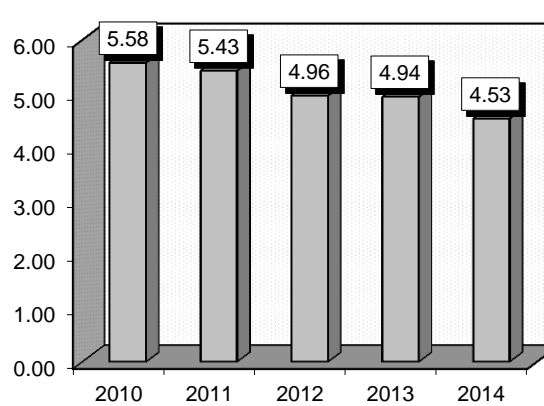
**Definitions:** **Edema:** Swelling of soft tissues as a result of excess fluid accumulation. **Hypertension:** High blood pressure. **Bronchitis:** An inflammation of the air passages between the nose and the lungs, including the windpipe or trachea and the larger air tubes of the lung that bring air in from the trachea (bronchi). **Chronic obstructive pulmonary disease:** Refers to a group of lung diseases that block airflow and make breathing difficult. Emphysema and chronic bronchitis are the two most common conditions that make up COPD. **Exacerbation:** Increase in severity of a disease or any of its symptoms. **Hypoxia:** An inadequate supply of oxygen to tissues. **Cyanosis:** A bluish color of the skin and the mucous membranes due to insufficient oxygen in the blood. **Bronchiectasis:** A condition in which an area of the bronchial tubes is permanently and abnormally widened (dilated), with accompanying infection. **Pneumonia:** Inflammation of the lungs, usually due to infection with bacteria, viruses, or other pathogenic organisms.

Gender	2010			2011			2012			2013			2014		
	Cases	Avg LOS	Avg Bill	Cases	Avg LOS	Avg Bill	Cases	Avg LOS	Avg Bill	Cases	Avg LOS	Avg Bill	Cases	Avg LOS	Avg Bill
Male	391	5.73	\$59,920	438	5.03	\$58,688	584	4.64	\$58,512	746	4.96	\$61,465	825	4.56	\$59,923
Female	492	5.45	\$56,439	517	5.76	\$62,866	791	5.20	\$61,536	988	4.93	\$59,097	1,109	4.51	\$57,828
Age Group	Cases	Avg LOS	Avg Bill	Cases	Avg LOS	Avg Bill	Cases	Avg LOS	Avg Bill	Cases	Avg LOS	Avg Bill	Cases	Avg LOS	Avg Bill
0-17	12	2.00	\$22,395	9	2.56	\$24,150	8	1.00	\$11,586	14	3.14	\$47,554	17	3.06	\$45,021
18-35	26	4.77	\$42,033	25	4.64	\$56,430	54	3.67	\$40,122	56	3.45	\$47,109	82	3.33	\$45,359
36-49	64	5.03	\$50,572	73	4.88	\$56,834	102	4.76	\$57,287	124	4.73	\$58,983	140	3.86	\$52,679
50-64	240	5.66	\$59,828	246	5.44	\$59,487	380	4.96	\$60,609	452	5.02	\$59,840	535	4.80	\$60,935
65+	541	5.72	\$59,592	602	5.56	\$62,785	831	5.11	\$62,229	1,088	5.03	\$61,191	1,160	4.60	\$59,576
<b>Total</b>	<b>883</b>	<b>5.58</b>	<b>\$57,980</b>	<b>955</b>	<b>5.43</b>	<b>\$60,950</b>	<b>1,375</b>	<b>4.96</b>	<b>\$60,252</b>	<b>1,734</b>	<b>4.94</b>	<b>\$60,116</b>	<b>1,934</b>	<b>4.53</b>	<b>\$58,722</b>

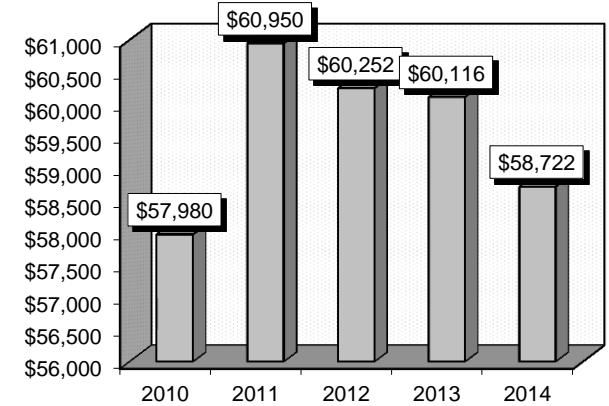
Patient Discharges



Average Length of Stay



Average Billed Charges





County / Hospital	2010			2011			2012			2013			2014		
	Cases	Avg LOS	Avg Bill	Cases	Avg LOS	Avg Bill	Cases	Avg LOS	Avg Bill	Cases	Avg LOS	Avg Bill	Cases	Avg LOS	Avg Bill
<b>Clark</b>															
Centennial Hills	22	5.55	\$74,884	42	5.57	\$73,948	51	4.37	\$77,957	92	4.87	\$78,971	93	3.87	\$64,331
Desert Springs	48	5.48	\$60,511	42	5.55	\$64,788	44	5.00	\$65,231	49	5.92	\$80,261	59	5.78	\$75,687
Mountain View	57	6.07	\$76,041	71	6.86	\$90,452	145	6.04	\$83,067	165	5.60	\$76,785	203	4.98	\$80,819
North Vista	18	4.44	\$59,803	47	5.62	\$70,012	60	6.15	\$69,725	62	5.55	\$69,074	77	4.65	\$59,493
Southern Hills	82	6.02	\$58,330	76	5.34	\$59,634	102	5.38	\$64,273	103	5.44	\$68,130	83	5.77	\$71,384
Spring Valley	48	5.98	\$78,426	50	5.06	\$72,356	65	5.15	\$75,826	60	4.57	\$78,665	67	6.51	\$123,042
St. Rose-Rose de Lima	72	6.57	\$60,709	77	5.12	\$52,173	126	4.73	\$49,530	82	5.39	\$53,881	89	3.58	\$52,324
St. Rose-San Martin	13	4.62	\$50,010	30	6.47	\$55,600	41	5.39	\$61,502	31	6.16	\$69,702	50	6.10	\$62,179
St. Rose-Siena	65	4.82	\$51,757	45	5.13	\$57,203	65	5.14	\$53,206	81	4.65	\$56,124	74	4.38	\$60,401
Summerlin	63	6.21	\$76,172	58	5.79	\$79,415	92	5.75	\$93,690	183	5.53	\$81,082	130	6.49	\$99,124
Sunrise	64	7.36	\$89,310	81	5.25	\$75,334	95	4.31	\$63,037	134	4.52	\$69,697	145	4.08	\$69,815
UMC	15	5.20	\$46,922	11	4.18	\$44,074	13	3.31	\$36,039	20	4.00	\$36,300	26	3.88	\$36,315
Valley	38	6.92	\$98,323	37	7.00	\$112,401	71	6.07	\$106,894	87	5.09	\$92,032	74	5.99	\$111,752
<b>Total</b>	<b>605</b>	<b>6.02</b>	<b>\$69,174</b>	<b>667</b>	<b>5.64</b>	<b>\$70,916</b>	<b>970</b>	<b>5.29</b>	<b>\$71,593</b>	<b>1,149</b>	<b>5.21</b>	<b>\$73,040</b>	<b>1,170</b>	<b>5.05</b>	<b>\$76,977</b>
<b>Washoe</b>															
Carson Tahoe	36	4.56	\$37,624	29	3.62	\$31,375	28	3.89	\$32,712	63	3.17	\$28,787	186	3.80	\$28,640
Northern Nevada	7	3.86	\$34,554	6	5.00	\$50,667	12	4.75	\$51,864	61	3.74	\$43,105	110	3.04	\$39,007
Renown Regional	112	5.51	\$40,024	146	5.83	\$45,124	185	4.74	\$38,376	163	6.53	\$51,888	179	4.54	\$37,938
Renown S. Meadows	25	4.24	\$35,155	17	4.59	\$38,633	25	4.40	\$40,626	14	4.86	\$47,246	5	1.80	\$24,203
Saint Mary's	59	4.31	\$28,740	49	4.41	\$28,292	121	3.68	\$25,124	231	3.60	\$23,714	228	3.37	\$23,103
Sierra Surgery	0	0.00	\$0	0	0.00	\$0	0	0.00	\$0	0	0.00	\$0	0	0.00	\$0
<b>Total</b>	<b>239</b>	<b>4.89</b>	<b>\$36,207</b>	<b>247</b>	<b>5.18</b>	<b>\$39,858</b>	<b>371</b>	<b>4.31</b>	<b>\$34,214</b>	<b>532</b>	<b>4.50</b>	<b>\$35,790</b>	<b>708</b>	<b>3.71</b>	<b>\$30,787</b>
<b>Rural</b>															
Battle Mountain	0	0.00	\$0	0	0.00	\$0	0	0.00	\$0	0	0.00	\$0	1	2.00	\$9,298
Boulder City	0	0.00	\$0	4	2.25	\$9,962	2	3.50	\$17,745	1	1.00	\$9,693	1	4.00	\$27,827
Carson Valley	2	3.50	\$31,965	5	3.60	\$35,575	3	2.67	\$20,712	1	4.00	\$37,201	3	1.67	\$15,186
Churchill	3	1.67	\$8,379	1	3.00	\$15,200	3	4.33	\$25,598	8	7.00	\$40,655	13	4.31	\$25,317
Desert View	10	3.50	\$19,682	7	2.57	\$16,880	11	2.00	\$11,374	13	2.38	\$21,336	8	2.00	\$20,102
Grover C. Dils	0	0.00	\$0	1	2.00	\$3,762	0	0.00	\$0	0	0.00	\$0	0	0.00	\$0
Humboldt	5	4.20	\$25,923	3	7.67	\$90,758	5	4.40	\$53,142	11	3.91	\$20,854	5	6.00	\$42,148
Incline Village	0	0.00	\$0	0	0.00	\$0	0	0.00	\$0	0	0.00	\$0	0	0.00	\$0
Mesa View	0	0.00	\$0	3	1.00	\$5,205	1	1.00	\$4,914	4	2.75	\$19,619	6	3.00	\$21,527
Mount Grant	1	1.00	\$5,568	0	0.00	\$0	0	0.00	\$0	3	2.33	\$8,042	0	0.00	\$0
Northeastern	4	3.75	\$37,075	7	3.57	\$37,035	2	2.00	\$29,241	7	3.29	\$35,295	13	5.92	\$54,610
Nye	4	2.00	\$10,121	6	3.67	\$15,304	4	2.00	\$12,433	0	0.00	\$0	0	0.00	\$0
Pershing	5	2.40	\$6,881	0	0.00	\$0	0	0.00	\$0	0	0.00	\$0	1	2.00	\$7,190
South Lyon	2	1.50	\$5,001	2	6.00	\$20,000	0	0.00	\$0	0	0.00	\$0	0	0.00	\$0
William Bee Ririe	3	2.67	\$12,751	2	2.50	\$13,768	3	1.67	\$9,618	5	1.80	\$9,992	5	3.40	\$15,647
<b>Total</b>	<b>39</b>	<b>2.95</b>	<b>\$17,757</b>	<b>41</b>	<b>3.41</b>	<b>\$25,886</b>	<b>34</b>	<b>2.65</b>	<b>\$20,801</b>	<b>53</b>	<b>3.49</b>	<b>\$24,123</b>	<b>56</b>	<b>4.05</b>	<b>\$30,498</b>
<b>All Counties</b>	<b>883</b>	<b>5.58</b>	<b>\$57,980</b>	<b>955</b>	<b>5.43</b>	<b>\$60,950</b>	<b>1,375</b>	<b>4.96</b>	<b>\$60,252</b>	<b>1,734</b>	<b>4.94</b>	<b>\$60,116</b>	<b>1,934</b>	<b>4.53</b>	<b>\$58,722</b>

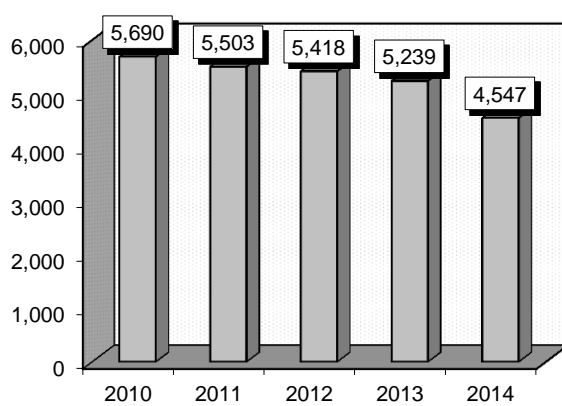
### Chronic Obstructive Pulmonary Disease (190-192)

**Diagnoses:** that frequently accompanied Chronic Obstructive Pulmonary Disease were: 1) Obstructive chronic bronchitis with (acute) exacerbation (49121), 2) Unspecified essential hypertension (4019), 3) Tobacco use disorder (3051), 4) Other and unspecified hyperlipidemia (2724), 5) Congestive heart failure, unspecified (4280).

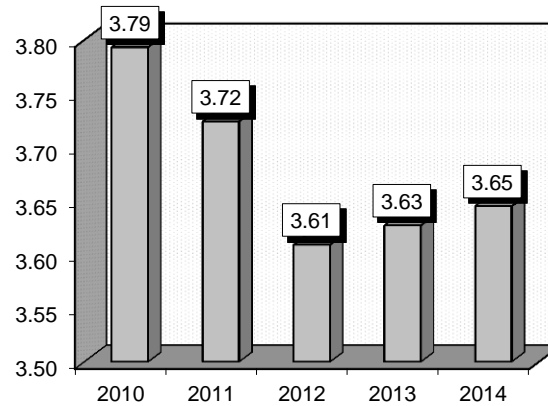
**Definitions: Chronic obstructive pulmonary disease:** Refers to a group of lung diseases that block airflow and make breathing difficult. Emphysema and chronic bronchitis are the two most common conditions that make up COPD. **Hypertension:** High blood pressure. **Exacerbation:** Increase in severity of a disease or any of its symptoms. **Asthma:** Chronic inflammatory disease of the airways. **Status asthmaticus:** A condition of severe, prolonged asthma. **Hypoxia:** An inadequate supply of oxygen to tissues. **Cyanosis:** A bluish color of the skin and the mucous membranes due to insufficient oxygen in the blood. **Bronchiectasis:** A condition in which an area of the bronchial tubes is permanently and abnormally widened (dilated), with accompanying infection.

	2010			2011			2012			2013			2014		
Gender	Cases	Avg LOS	Avg Bill	Cases	Avg LOS	Avg Bill	Cases	Avg LOS	Avg Bill	Cases	Avg LOS	Avg Bill	Cases	Avg LOS	Avg Bill
Male	2,339	3.62	\$34,420	2,384	3.57	\$36,510	2,408	3.50	\$37,302	2,271	3.45	\$38,947	1,889	3.60	\$42,848
Female	3,351	3.91	\$35,212	3,119	3.84	\$37,540	3,010	3.70	\$39,080	2,968	3.76	\$39,972	2,658	3.68	\$43,676
Age Group	Cases	Avg LOS	Avg Bill	Cases	Avg LOS	Avg Bill	Cases	Avg LOS	Avg Bill	Cases	Avg LOS	Avg Bill	Cases	Avg LOS	Avg Bill
0-17	6	4.00	\$42,115	4	2.00	\$13,829	7	6.43	\$69,005	4	4.75	\$58,316	7	2.43	\$18,209
18-35	46	2.46	\$21,754	32	3.50	\$31,560	47	3.55	\$40,619	34	3.94	\$43,114	40	2.45	\$26,121
36-49	371	3.26	\$32,427	324	3.56	\$35,504	311	3.42	\$37,180	318	3.24	\$37,838	277	3.43	\$41,073
50-64	1,759	3.78	\$35,084	1,799	3.68	\$37,096	1,749	3.52	\$37,303	1,717	3.51	\$38,300	1,516	3.54	\$43,084
65+	3,508	3.88	\$35,208	3,344	3.77	\$37,328	3,304	3.67	\$38,818	3,166	3.72	\$40,300	2,707	3.75	\$44,022
<b>Total</b>	<b>5,690</b>	<b>3.79</b>	<b>\$34,887</b>	<b>5,503</b>	<b>3.72</b>	<b>\$37,094</b>	<b>5,418</b>	<b>3.61</b>	<b>\$38,290</b>	<b>5,239</b>	<b>3.63</b>	<b>\$39,527</b>	<b>4,547</b>	<b>3.65</b>	<b>\$43,332</b>

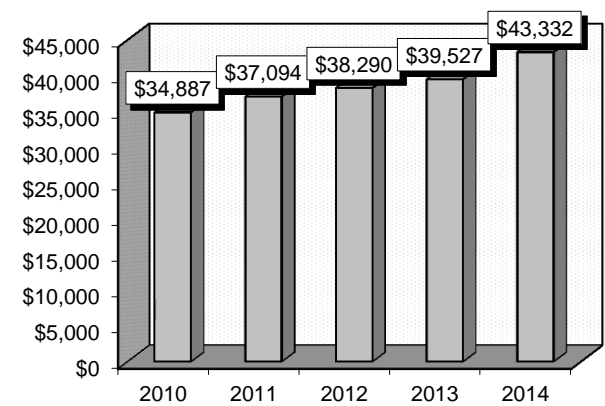
Patient Discharges



Average Length of Stay



Average Billed Charges



County / Hospital	2010			2011			2012			2013			2014		
	Cases	Avg LOS	Avg Bill	Cases	Avg LOS	Avg Bill	Cases	Avg LOS	Avg Bill	Cases	Avg LOS	Avg Bill	Cases	Avg LOS	Avg Bill
<b>Clark</b>															
Centennial Hills	269	3.68	\$38,578	230	4.00	\$47,387	187	3.80	\$49,338	179	3.64	\$54,909	181	3.49	\$57,636
Desert Springs	338	3.95	\$37,444	248	3.86	\$37,909	300	3.81	\$43,487	308	4.32	\$51,867	329	3.85	\$52,887
Mountain View	430	4.43	\$47,553	471	4.22	\$51,501	414	4.09	\$54,789	413	4.36	\$60,410	368	3.86	\$56,925
North Vista	272	4.35	\$43,589	235	4.30	\$43,777	285	3.83	\$35,855	297	4.15	\$38,700	230	3.23	\$31,848
Southern Hills	31	2.84	\$33,400	66	3.12	\$38,260	92	4.07	\$48,065	67	3.22	\$40,753	92	4.30	\$53,898
Spring Valley	240	3.54	\$38,858	209	3.52	\$46,604	201	4.06	\$48,960	230	3.24	\$50,639	213	3.33	\$56,465
St. Rose-Rose de Lima	255	3.94	\$34,803	247	3.70	\$35,168	197	3.44	\$35,090	216	3.54	\$36,988	153	3.32	\$39,843
St. Rose-San Martin	180	3.72	\$33,105	188	3.96	\$37,662	138	3.78	\$38,023	168	4.01	\$39,757	90	3.71	\$40,710
St. Rose-Siena	320	3.91	\$36,589	253	3.74	\$36,889	239	4.12	\$42,162	226	3.80	\$41,048	180	3.33	\$43,267
Summerlin	255	4.04	\$45,853	265	4.27	\$55,334	192	4.65	\$63,618	199	3.95	\$59,885	232	4.31	\$67,054
Sunrise	443	3.99	\$43,687	569	3.33	\$44,395	598	3.05	\$45,360	477	3.13	\$46,929	393	3.72	\$57,485
UMC	354	3.39	\$30,333	354	3.54	\$31,120	406	3.58	\$33,436	316	3.57	\$29,492	279	3.46	\$29,694
Valley	475	4.06	\$50,804	348	4.07	\$50,432	352	3.62	\$54,805	317	3.50	\$55,361	287	4.77	\$73,347
<b>Total</b>	<b>3,862</b>	<b>3.94</b>	<b>\$40,952</b>	<b>3,683</b>	<b>3.83</b>	<b>\$43,633</b>	<b>3,601</b>	<b>3.74</b>	<b>\$45,509</b>	<b>3,413</b>	<b>3.75</b>	<b>\$47,390</b>	<b>3,027</b>	<b>3.77</b>	<b>\$52,237</b>
<b>Washoe</b>															
Carson Tahoe	277	3.69	\$23,907	313	3.72	\$24,775	295	3.11	\$22,482	305	3.31	\$24,484	184	3.43	\$24,149
Northern Nevada	163	2.99	\$27,565	154	3.13	\$32,540	146	3.06	\$34,877	92	2.43	\$29,747	67	2.73	\$32,254
Renown Regional	522	3.94	\$26,917	526	3.82	\$27,881	561	3.59	\$27,043	602	3.61	\$27,846	479	3.46	\$27,530
Renown S. Meadows	84	2.76	\$20,921	86	2.77	\$22,731	85	3.35	\$26,757	130	3.55	\$27,733	96	3.27	\$26,364
Saint Mary's	225	3.86	\$21,256	171	3.42	\$21,788	188	3.16	\$20,956	184	3.26	\$20,462	111	2.89	\$19,183
Sierra Surgery	0	0.00	\$0	0	0.00	\$0	0	0.00	\$0	0	0.00	\$0	0	0.00	\$0
<b>Total</b>	<b>1,271</b>	<b>3.67</b>	<b>\$24,946</b>	<b>1,250</b>	<b>3.58</b>	<b>\$26,489</b>	<b>1,275</b>	<b>3.34</b>	<b>\$25,968</b>	<b>1,313</b>	<b>3.40</b>	<b>\$26,152</b>	<b>937</b>	<b>3.32</b>	<b>\$26,095</b>
<b>Rural</b>															
Battle Mountain	0	0.00	\$0	0	0.00	\$0	1	2.00	\$5,266	1	2.00	\$5,597	6	1.67	\$9,878
Boulder City	15	3.80	\$9,881	24	3.13	\$7,373	34	4.06	\$10,950	26	6.27	\$27,122	27	4.48	\$25,959
Carson Valley	41	2.46	\$14,274	30	2.63	\$23,242	33	2.73	\$21,105	22	2.05	\$14,977	22	2.82	\$21,874
Churchill	106	3.28	\$16,402	113	4.05	\$21,160	134	4.36	\$23,135	110	4.44	\$25,852	105	4.55	\$28,185
Desert View	136	2.86	\$15,713	165	3.38	\$17,181	111	2.72	\$16,823	111	2.96	\$21,838	181	2.83	\$24,741
Grover C. Dils	10	2.90	\$8,054	5	2.00	\$6,691	9	3.22	\$8,815	9	3.44	\$7,353	9	2.44	\$5,247
Humboldt	28	2.82	\$12,740	38	3.24	\$19,007	31	3.26	\$22,217	38	2.68	\$17,744	42	4.86	\$24,771
Incline Village	0	0.00	\$0	0	0.00	\$0	0	0.00	\$0	1	2.00	\$27,521	0	0.00	\$0
Mesa View	81	3.32	\$17,691	53	2.72	\$13,724	57	2.75	\$14,996	54	2.76	\$15,130	31	2.81	\$15,857
Mount Grant	29	4.10	\$13,984	30	3.77	\$11,943	21	4.95	\$16,126	23	3.22	\$11,325	22	3.59	\$14,450
Northeastern	44	2.82	\$22,113	73	2.81	\$24,643	73	3.01	\$27,546	84	3.24	\$29,121	103	3.23	\$30,367
Nye	13	1.92	\$8,730	8	2.88	\$13,306	7	2.86	\$13,425	0	0.00	\$0	0	0.00	\$0
Pershing	12	2.75	\$9,284	5	2.00	\$8,298	5	2.40	\$6,945	3	2.67	\$9,391	1	25.00	\$62,609
South Lyon	21	3.19	\$9,552	10	4.20	\$9,737	8	3.25	\$9,162	13	3.46	\$8,033	6	3.33	\$9,363
William Bee Ririe	21	3.57	\$17,068	16	3.69	\$20,663	18	2.78	\$13,859	18	2.00	\$15,170	28	3.89	\$22,666
<b>Total</b>	<b>557</b>	<b>3.08</b>	<b>\$15,515</b>	<b>570</b>	<b>3.33</b>	<b>\$18,099</b>	<b>542</b>	<b>3.39</b>	<b>\$19,309</b>	<b>513</b>	<b>3.40</b>	<b>\$21,453</b>	<b>583</b>	<b>3.54</b>	<b>\$24,798</b>
<b>All Counties</b>	<b>5,690</b>	<b>3.79</b>	<b>\$34,887</b>	<b>5,503</b>	<b>3.72</b>	<b>\$37,094</b>	<b>5,418</b>	<b>3.61</b>	<b>\$38,290</b>	<b>5,239</b>	<b>3.63</b>	<b>\$39,527</b>	<b>4,547</b>	<b>3.65</b>	<b>\$43,332</b>

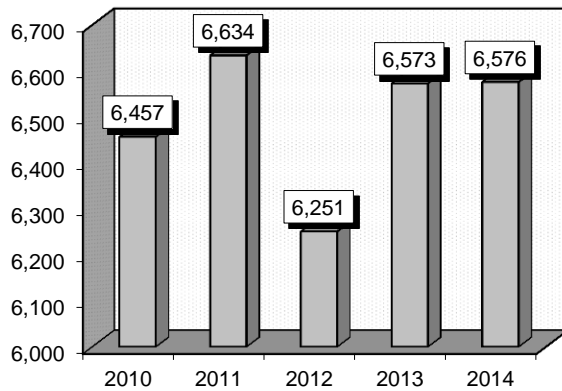
### Simple Pneumonia & Pleurisy (193-195)

**Diagnoses:** that frequently accompanied Simple Pneumonia & Pleurisy were: 1) Unspecified essential hypertension (4019), 2) Acute respiratory failure (51881), 3) Congestive heart failure, unspecified (4280), 4) Personal history of tobacco use (V1582), 5) Chronic airway obstruction, not elsewhere classified (496), 6) Obstructive chronic bronchitis with (acute) exacerbation (49121), 7) Hypoxemia (79902), 8) Asthma, unspecified type, unspecified (49390), 9) Diabetes mellitus without mention of complication, type II or unspecified type, not stated as uncontrolled (25000), 10) Unspecified acquired hypothyroidism (2449).

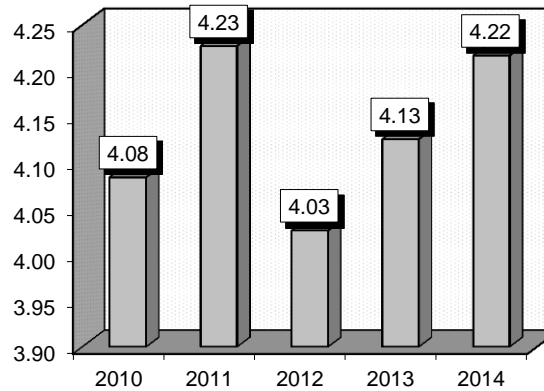
**Definitions:** **Hypertension:** High blood pressure. **Pneumonia:** Inflammation of the lungs, usually due to infection with bacteria, viruses, or other pathogenic organisms. **Pulmonary alveoli:** Small outpouchings along the walls of the alveolar sacs and alveolar ducts; through them, gas exchange takes place between alveolar gas and pulmonary capillary blood. **Bronchioles:** Small airways extending from the bronchi into the lobes of the lungs. **Pleurisy:** An inflammation of the membrane that surrounds and protects the lungs (the pleura). **Bronchitis:** An inflammation of the air passages between the nose and the lungs, including the windpipe or trachea and the larger air tubes of the lung that bring air in from the trachea (bronchi). **Exacerbation:** Increase in severity of a disease or any of its symptoms. **Hypoxemia:** An abnormal deficiency in the concentration of oxygen in arterial blood. **Asthma:** Chronic inflammatory disease of the airways. **Hypothyroidism:** Diminished production of thyroid hormone, leading to clinical manifestations of thyroid insufficiency, including low metabolic rate, tendency to gain weight, somnolence, and sometimes myxedema.

Gender	2010			2011			2012			2013			2014		
	Cases	Avg LOS	Avg Bill	Cases	Avg LOS	Avg Bill	Cases	Avg LOS	Avg Bill	Cases	Avg LOS	Avg Bill	Cases	Avg LOS	Avg Bill
Male	3,265	3.98	\$35,448	3,279	4.20	\$40,559	3,068	3.97	\$41,474	3,305	4.02	\$42,849	3,235	4.17	\$47,731
Female	3,192	4.19	\$35,675	3,355	4.26	\$39,723	3,183	4.08	\$41,396	3,268	4.23	\$42,955	3,341	4.26	\$47,613
Age Group	Cases	Avg LOS	Avg Bill	Cases	Avg LOS	Avg Bill	Cases	Avg LOS	Avg Bill	Cases	Avg LOS	Avg Bill	Cases	Avg LOS	Avg Bill
0-17	962	2.82	\$16,443	758	2.92	\$20,000	702	2.79	\$20,132	787	2.97	\$22,397	714	2.96	\$24,403
18-35	384	3.66	\$33,139	447	3.56	\$35,271	406	3.50	\$36,725	364	3.63	\$39,092	350	3.92	\$47,684
36-49	644	3.88	\$36,665	690	3.85	\$38,567	630	3.49	\$38,839	592	3.91	\$42,266	618	4.01	\$48,355
50-64	1,335	4.28	\$39,566	1,357	4.22	\$43,190	1,302	4.00	\$42,618	1,413	4.33	\$46,422	1,500	4.21	\$50,152
65+	3,132	4.48	\$39,795	3,382	4.69	\$44,387	3,211	4.48	\$46,716	3,417	4.40	\$46,685	3,394	4.55	\$51,344
<b>Total</b>	<b>6,457</b>	<b>4.08</b>	<b>\$35,560</b>	<b>6,634</b>	<b>4.23</b>	<b>\$40,136</b>	<b>6,251</b>	<b>4.03</b>	<b>\$41,434</b>	<b>6,573</b>	<b>4.13</b>	<b>\$42,902</b>	<b>6,576</b>	<b>4.22</b>	<b>\$47,671</b>

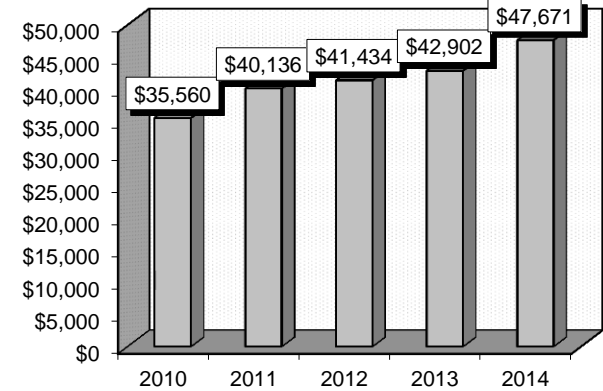
Patient Discharges



Average Length of Stay



Average Billed Charges



County / Hospital	2010			2011			2012			2013			2014		
	Cases	Avg LOS	Avg Bill	Cases	Avg LOS	Avg Bill	Cases	Avg LOS	Avg Bill	Cases	Avg LOS	Avg Bill	Cases	Avg LOS	Avg Bill
<b>Clark</b>															
Centennial Hills	162	4.47	\$48,200	236	4.39	\$55,685	193	4.15	\$65,746	221	3.83	\$57,193	219	3.75	\$62,241
Desert Springs	333	4.81	\$48,393	328	4.87	\$51,452	295	4.50	\$57,387	346	4.42	\$56,702	329	5.04	\$64,444
Mountain View	392	4.46	\$50,532	410	4.58	\$56,891	355	4.89	\$66,927	447	5.57	\$76,420	538	5.27	\$78,408
North Vista	169	5.08	\$49,495	154	5.15	\$49,760	143	4.97	\$47,639	131	4.86	\$46,517	109	5.27	\$49,655
Southern Hills	121	4.79	\$53,320	144	5.49	\$65,757	165	4.91	\$60,526	159	4.94	\$60,803	218	5.21	\$67,804
Spring Valley	267	4.34	\$53,958	248	4.22	\$52,275	231	4.71	\$65,317	252	4.37	\$61,530	263	4.13	\$74,400
St. Rose-Rose de Lima	163	4.15	\$39,259	238	4.24	\$41,572	159	4.17	\$39,837	160	3.99	\$47,129	187	4.14	\$51,566
St. Rose-San Martin	223	4.00	\$36,848	281	3.65	\$37,292	190	4.38	\$44,576	214	4.79	\$49,369	223	4.01	\$46,000
St. Rose-Siena	318	3.97	\$35,288	332	4.44	\$40,660	347	4.18	\$41,899	366	4.24	\$44,986	313	4.85	\$55,938
Summerlin	471	3.90	\$40,961	496	4.39	\$52,319	443	4.40	\$57,784	421	4.21	\$56,856	410	4.39	\$65,242
Sunrise	540	4.39	\$47,111	554	4.65	\$54,150	532	3.68	\$49,118	545	3.92	\$53,033	579	3.99	\$59,036
UMC	585	3.91	\$29,896	647	3.60	\$30,582	575	3.70	\$31,624	540	3.86	\$28,326	438	3.82	\$27,159
Valley	273	4.46	\$58,351	321	4.63	\$60,383	261	4.14	\$65,460	281	4.42	\$69,044	249	5.18	\$80,655
<b>Total</b>	<b>4,017</b>	<b>4.29</b>	<b>\$44,049</b>	<b>4,389</b>	<b>4.38</b>	<b>\$48,401</b>	<b>3,889</b>	<b>4.25</b>	<b>\$51,840</b>	<b>4,083</b>	<b>4.37</b>	<b>\$53,831</b>	<b>4,075</b>	<b>4.51</b>	<b>\$60,637</b>
<b>Washoe</b>															
Carson Tahoe	352	3.79	\$23,475	338	4.12	\$26,083	378	3.43	\$23,355	411	3.63	\$23,854	424	3.98	\$28,879
Northern Nevada	115	3.77	\$31,943	93	3.22	\$31,354	95	2.99	\$34,486	86	3.26	\$36,524	89	3.02	\$38,018
Renown Regional	619	4.06	\$24,409	553	4.31	\$28,043	641	4.08	\$27,311	764	4.03	\$28,234	743	3.97	\$27,676
Renown S. Meadows	123	3.38	\$23,646	134	3.99	\$28,710	146	3.62	\$27,167	153	3.22	\$24,989	148	3.07	\$24,019
Saint Mary's	420	3.89	\$19,781	328	4.06	\$23,201	337	3.88	\$24,924	327	3.94	\$22,436	281	3.39	\$21,492
Sierra Surgery	0	0.00	\$0	0	0.00	\$0	0	0.00	\$0	0	0.00	\$0	0	0.00	\$0
<b>Total</b>	<b>1,629</b>	<b>3.89</b>	<b>\$23,488</b>	<b>1,446</b>	<b>4.11</b>	<b>\$26,761</b>	<b>1,597</b>	<b>3.77</b>	<b>\$26,284</b>	<b>1,741</b>	<b>3.81</b>	<b>\$26,235</b>	<b>1,685</b>	<b>3.75</b>	<b>\$27,173</b>
<b>Rural</b>															
Battle Mountain	7	3.71	\$7,394	6	4.00	\$11,125	14	2.29	\$5,829	6	3.17	\$6,457	10	3.00	\$11,216
Boulder City	41	4.15	\$10,589	33	3.55	\$10,495	35	4.60	\$15,949	40	4.55	\$20,408	27	3.85	\$21,076
Carson Valley	68	3.18	\$20,474	61	2.75	\$18,395	53	3.04	\$22,557	53	2.60	\$16,877	80	3.09	\$21,252
Churchill	150	3.91	\$17,757	141	5.01	\$22,428	108	4.22	\$22,500	128	4.40	\$23,749	120	4.62	\$26,635
Desert View	104	3.20	\$16,789	94	3.19	\$17,787	95	3.14	\$19,118	129	3.40	\$25,737	165	3.22	\$28,067
Grover C. Dils	9	3.56	\$10,738	11	3.18	\$9,217	6	2.17	\$5,990	13	2.85	\$5,872	12	3.08	\$6,332
Humboldt	19	3.68	\$15,625	24	3.88	\$21,203	27	3.81	\$19,550	30	3.00	\$16,471	41	4.73	\$23,799
Incline Village	1	1.00	\$15,847	2	3.00	\$5,366	3	1.00	\$10,078	1	3.00	\$24,038	3	2.00	\$15,559
Mesa View	61	3.03	\$16,693	62	2.69	\$15,327	40	2.55	\$14,027	38	2.53	\$12,948	48	2.98	\$16,204
Mount Grant	48	4.50	\$15,692	85	4.86	\$17,175	69	4.68	\$16,627	56	4.68	\$17,597	42	5.05	\$20,469
Northeastern	200	3.38	\$23,915	183	3.14	\$24,632	210	3.17	\$27,434	195	3.20	\$28,332	203	3.57	\$32,274
Nye	15	2.33	\$9,733	11	2.45	\$11,628	19	2.68	\$12,489	0	0.00	\$0	0	0.00	\$0
Pershing	14	3.14	\$9,890	9	2.89	\$9,195	6	1.67	\$7,960	7	3.71	\$12,351	6	2.33	\$8,907
South Lyon	43	2.74	\$8,238	24	3.00	\$10,294	42	3.10	\$9,922	26	2.92	\$7,695	24	4.67	\$11,699
William Bee Ririe	31	3.77	\$16,652	53	2.94	\$14,544	38	2.76	\$15,244	27	3.37	\$19,691	35	3.83	\$22,015
<b>Total</b>	<b>811</b>	<b>3.48</b>	<b>\$17,764</b>	<b>799</b>	<b>3.61</b>	<b>\$18,945</b>	<b>765</b>	<b>3.42</b>	<b>\$20,165</b>	<b>749</b>	<b>3.53</b>	<b>\$22,062</b>	<b>816</b>	<b>3.73</b>	<b>\$25,246</b>
<b>All Counties</b>	<b>6,457</b>	<b>4.08</b>	<b>\$35,560</b>	<b>6,634</b>	<b>4.23</b>	<b>\$40,136</b>	<b>6,251</b>	<b>4.03</b>	<b>\$41,434</b>	<b>6,573</b>	<b>4.13</b>	<b>\$42,902</b>	<b>6,576</b>	<b>4.22</b>	<b>\$47,671</b>

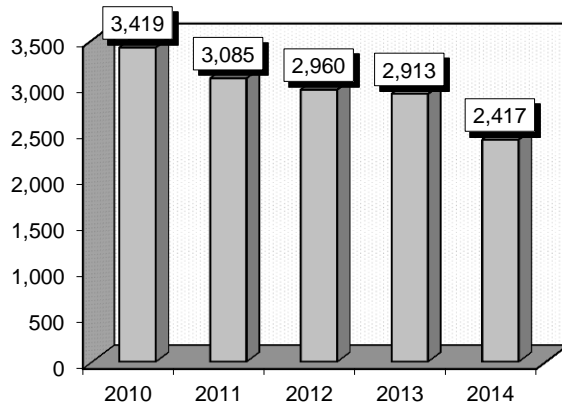
### Bronchitis & Asthma (202-203)

**Diagnoses:** that frequently accompanied Bronchitis & Asthma were: 1) Hypoxemia (79902), 2) Unspecified essential hypertension (4019), 3) Pneumonia, organism unspecified (486), 4) Other and unspecified hyperlipidemia (2724), 5) Hypopotassemia (2768), 6) Obesity, unspecified (27800), 7) Acute bronchiolitis due to respiratory syncytial virus (RSV) (46611), 8) Unspecified otitis media (3829), 9) Dehydration (27651), 10) Diabetes mellitus without mention of complication, type II or unspecified type, not stated as uncontrolled (25000).

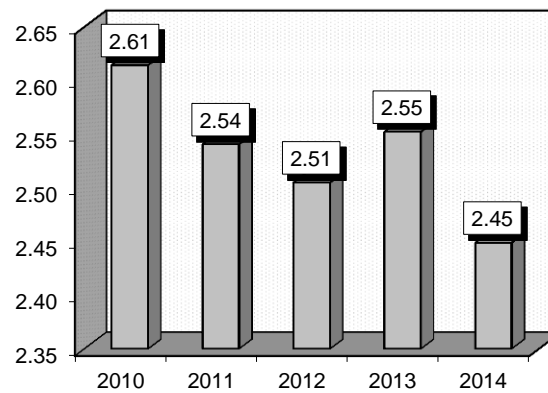
**Definitions:** **Hypertension:** High blood pressure. **Hypoxemia:** An abnormal deficiency in the concentration of oxygen in arterial blood. **Diabetes mellitus:** A condition in which the pancreas no longer produces enough insulin or cells stop responding to the insulin that is produced, so that glucose in the blood cannot be absorbed into the cells of the body. **Hypopotassemia:** A deficiency of potassium in the blood. **Bronchitis:** An inflammation of the air passages between the nose and the lungs, including the windpipe or trachea and the larger air tubes of the lung that bring air in from the trachea (bronchi). **Asthma:** Chronic inflammatory disease of the airways. **Asphyxia:** The extreme condition caused by lack of oxygen and excess of carbon dioxide in the blood. **Otitis media:** An inflammation or infection of the middle ear, common in early childhood.

Gender	2010			2011			2012			2013			2014		
	Cases	Avg LOS	Avg Bill	Cases	Avg LOS	Avg Bill	Cases	Avg LOS	Avg Bill	Cases	Avg LOS	Avg Bill	Cases	Avg LOS	Avg Bill
Male	1,642	2.48	\$17,804	1,502	2.41	\$18,519	1,436	2.35	\$20,950	1,373	2.41	\$22,134	1,155	2.29	\$23,398
Female	1,777	2.74	\$20,803	1,583	2.66	\$22,673	1,524	2.65	\$24,760	1,540	2.68	\$25,845	1,262	2.59	\$28,231
Age Group	Cases	Avg LOS	Avg Bill	Cases	Avg LOS	Avg Bill	Cases	Avg LOS	Avg Bill	Cases	Avg LOS	Avg Bill	Cases	Avg LOS	Avg Bill
0-17	1,884	2.52	\$14,662	1,675	2.53	\$15,896	1,648	2.48	\$18,782	1,577	2.48	\$19,076	1,300	2.41	\$20,689
18-35	396	2.49	\$22,389	401	2.22	\$21,245	339	2.23	\$23,376	311	2.19	\$24,279	350	2.28	\$28,468
36-49	452	2.68	\$25,290	361	2.53	\$27,721	349	2.53	\$27,335	353	2.45	\$29,332	271	2.39	\$31,123
50-64	363	2.81	\$27,090	322	2.85	\$29,328	287	2.59	\$29,193	355	2.94	\$31,246	260	2.53	\$33,193
65+	324	3.01	\$26,074	326	2.67	\$27,947	337	2.82	\$32,706	317	2.93	\$35,054	236	2.91	\$36,981
<b>Total</b>	<b>3,419</b>	<b>2.61</b>	<b>\$19,363</b>	<b>3,085</b>	<b>2.54</b>	<b>\$20,651</b>	<b>2,960</b>	<b>2.51</b>	<b>\$22,911</b>	<b>2,913</b>	<b>2.55</b>	<b>\$24,096</b>	<b>2,417</b>	<b>2.45</b>	<b>\$25,921</b>

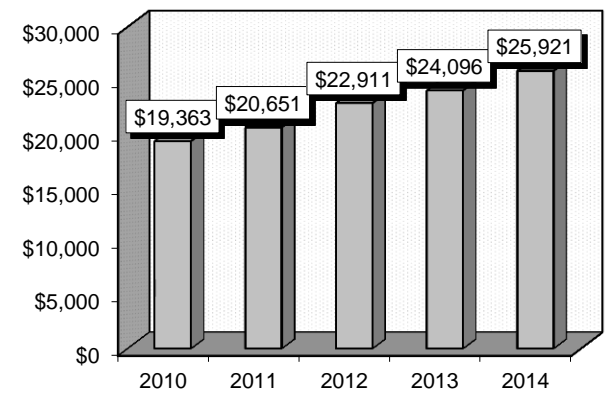
Patient Discharges



Average Length of Stay



Average Billed Charges



County / Hospital	2010			2011			2012			2013			2014		
	Cases	Avg LOS	Avg Bill	Cases	Avg LOS	Avg Bill	Cases	Avg LOS	Avg Bill	Cases	Avg LOS	Avg Bill	Cases	Avg LOS	Avg Bill
<b>Clark</b>															
Centennial Hills	99	2.92	\$31,716	86	3.02	\$34,688	62	2.19	\$32,924	88	2.68	\$35,074	71	1.80	\$34,247
Desert Springs	56	3.02	\$28,528	67	2.25	\$23,689	73	3.16	\$37,373	66	2.79	\$33,930	75	2.32	\$33,019
Mountain View	230	2.73	\$27,608	189	2.70	\$30,206	113	2.86	\$38,618	130	2.85	\$41,567	116	2.58	\$40,122
North Vista	44	2.52	\$22,679	26	2.46	\$25,324	54	2.63	\$24,795	60	1.92	\$22,187	51	2.08	\$24,957
Southern Hills	21	3.10	\$29,437	22	3.09	\$33,228	38	2.37	\$29,895	47	3.17	\$40,573	30	2.73	\$41,138
Spring Valley	77	2.55	\$25,895	57	2.54	\$30,554	67	2.22	\$32,926	66	1.80	\$29,562	60	2.05	\$36,151
St. Rose-Rose de Lima	50	2.52	\$23,471	68	2.01	\$19,098	33	1.97	\$23,086	48	2.75	\$27,980	18	2.50	\$32,180
St. Rose-San Martin	73	3.38	\$23,074	70	2.29	\$21,185	50	2.86	\$29,633	52	3.71	\$32,664	35	2.51	\$30,321
St. Rose-Siena	274	2.52	\$15,308	229	2.47	\$14,747	180	2.57	\$18,230	184	2.60	\$19,754	110	2.59	\$23,200
Summerlin	424	2.92	\$21,950	405	2.98	\$25,490	353	2.88	\$25,847	360	2.59	\$26,900	243	2.54	\$31,064
Sunrise	536	2.39	\$20,472	542	2.23	\$21,722	620	2.30	\$25,489	519	2.20	\$27,455	494	2.14	\$29,301
UMC	503	2.54	\$17,854	470	2.19	\$17,814	492	2.25	\$19,391	419	2.58	\$19,917	377	2.76	\$22,578
Valley	122	2.29	\$28,982	78	2.50	\$32,505	64	2.59	\$40,923	64	2.83	\$42,353	63	2.84	\$46,842
<b>Total</b>	<b>2,509</b>	<b>2.63</b>	<b>\$21,740</b>	<b>2,309</b>	<b>2.47</b>	<b>\$22,769</b>	<b>2,199</b>	<b>2.48</b>	<b>\$25,660</b>	<b>2,103</b>	<b>2.53</b>	<b>\$27,382</b>	<b>1,743</b>	<b>2.42</b>	<b>\$29,786</b>
<b>Washoe</b>															
Carson Tahoe	131	2.48	\$10,551	159	2.69	\$12,123	139	2.50	\$11,428	111	2.59	\$11,787	99	2.37	\$10,785
Northern Nevada	44	1.84	\$17,425	37	2.11	\$21,650	54	2.00	\$23,163	42	1.95	\$22,173	24	1.88	\$24,588
Renown Regional	392	2.69	\$14,254	294	3.01	\$16,009	275	2.71	\$16,047	334	2.90	\$17,299	285	2.69	\$17,658
Renown S. Meadows	22	2.09	\$16,403	23	1.70	\$16,548	29	2.38	\$21,683	28	1.68	\$15,901	24	2.21	\$18,864
Saint Mary's	119	3.00	\$11,065	81	3.19	\$13,907	88	2.82	\$14,297	109	2.51	\$12,726	79	2.04	\$9,988
Sierra Surgery	0	0.00	\$0	0	0.00	\$0	0	0.00	\$0	0	0.00	\$0	0	0.00	\$0
<b>Total</b>	<b>708</b>	<b>2.63</b>	<b>\$13,297</b>	<b>594</b>	<b>2.84</b>	<b>\$15,054</b>	<b>585</b>	<b>2.59</b>	<b>\$15,622</b>	<b>624</b>	<b>2.66</b>	<b>\$15,785</b>	<b>511</b>	<b>2.47</b>	<b>\$15,523</b>
<b>Rural</b>															
Battle Mountain	0	0.00	\$0	0	0.00	\$0	1	1.00	\$1,806	0	0.00	\$0	0	0.00	\$0
Boulder City	2	3.00	\$6,213	1	1.00	\$16,179	5	2.60	\$12,082	5	3.20	\$19,981	1	1.00	\$4,407
Carson Valley	9	2.00	\$12,874	3	2.00	\$13,474	6	2.17	\$14,643	2	2.50	\$22,239	4	3.75	\$25,263
Churchill	46	2.46	\$10,548	46	2.57	\$11,224	64	2.30	\$11,949	68	2.35	\$12,463	43	2.42	\$14,186
Desert View	53	2.26	\$11,391	18	2.72	\$13,664	21	1.90	\$10,611	9	1.56	\$11,379	20	2.30	\$19,211
Grover C. Dils	2	3.00	\$7,044	2	2.50	\$4,903	1	1.00	\$3,462	0	0.00	\$0	3	2.00	\$3,753
Humboldt	8	2.63	\$10,571	15	2.13	\$11,159	9	2.11	\$9,988	15	2.40	\$13,494	9	2.33	\$13,565
Incline Village	0	0.00	\$0	0	0.00	\$0	0	0.00	\$0	0	0.00	\$0	1	2.00	\$10,402
Mesa View	7	1.00	\$5,753	11	1.64	\$10,950	2	1.50	\$9,863	8	2.13	\$15,293	2	1.50	\$10,238
Mount Grant	21	2.57	\$8,230	22	3.64	\$12,512	27	4.11	\$13,196	26	3.23	\$11,908	17	3.47	\$12,741
Northeastern	33	2.61	\$15,792	37	2.38	\$14,256	13	3.08	\$24,393	43	2.63	\$20,945	50	2.88	\$21,783
Nye	4	2.00	\$6,414	8	1.88	\$9,261	4	1.75	\$6,966	0	0.00	\$0	0	0.00	\$0
Pershing	0	0.00	\$0	2	2.00	\$6,587	1	3.00	\$9,466	2	1.00	\$5,224	2	8.00	\$16,335
South Lyon	7	1.86	\$5,882	3	1.67	\$9,667	4	1.50	\$4,972	1	2.00	\$3,717	0	0.00	\$0
William Bee Ririe	10	2.50	\$12,485	14	1.93	\$11,093	18	1.94	\$15,091	7	1.57	\$16,411	11	1.73	\$18,277
<b>Total</b>	<b>202</b>	<b>2.36</b>	<b>\$11,098</b>	<b>182</b>	<b>2.46</b>	<b>\$12,037</b>	<b>176</b>	<b>2.49</b>	<b>\$12,801</b>	<b>186</b>	<b>2.47</b>	<b>\$14,830</b>	<b>163</b>	<b>2.67</b>	<b>\$17,198</b>
<b>All Counties</b>	<b>3,419</b>	<b>2.61</b>	<b>\$19,363</b>	<b>3,085</b>	<b>2.54</b>	<b>\$20,651</b>	<b>2,960</b>	<b>2.51</b>	<b>\$22,911</b>	<b>2,913</b>	<b>2.55</b>	<b>\$24,096</b>	<b>2,417</b>	<b>2.45</b>	<b>\$25,921</b>

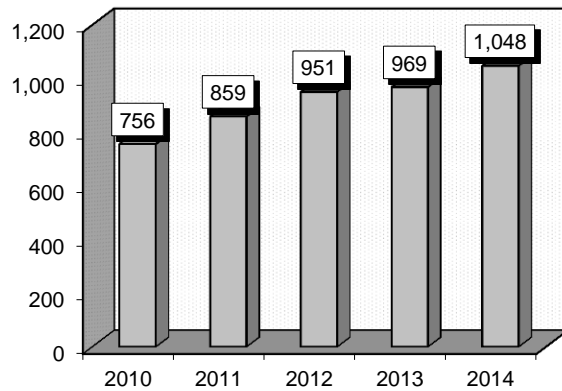
### Cardiac Valve & Other Major Cardiothoracic Procedures (216-221)

**Procedures:** that frequently accompanied Cardiac Valve & Other Major Cardiothoracic Procedures were: 1) Coronary arteriography using catheter(s) (8855-6), 2) Extracorporeal circulation auxiliary to open heart surgery (3961), 3) Open and other replacement of aortic valve with tissue graft (3521), 4) Angiocardiology (8850-4), 5) Monitoring of cardiac output (8967-8), 6) Transfusion (990), 7) Cardioplegia (3963).

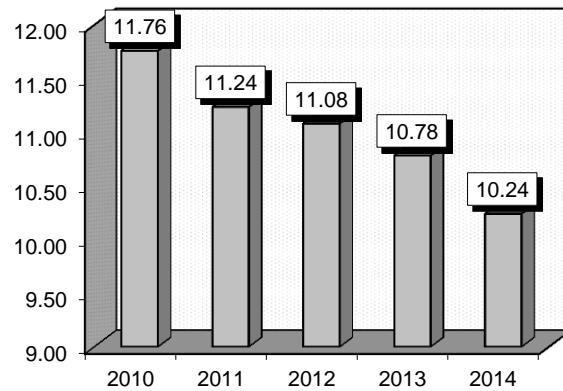
**Definitions:** **Coronary:** Pertaining to encircling structures, such as the coronary arteries; pertaining to the heart. **Aorta:** The main artery of the body, supplying oxygenated blood to the circulatory system. **Arteriography:** Radiography of an artery, carried out after injection of a radio-opaque substance. **Catheter:** A hollow flexible tube for insertion into a body cavity, duct, or vessel to allow the passage of fluids or distend a passageway. **Angiocardiology:** A radiographic diagnostic study of the heart in which valves and vessels are examined via x-ray and fluoroscopy following the introduction of contrast media. **Transfusion:** Transfer of blood or a blood component from one person (donor) to another (recipient). **Cardioplegia:** Paralysis of the heart, as may be done electively in stopping the heart during cardiac surgery.

Gender	2010			2011			2012			2013			2014		
	Cases	Avg LOS	Avg Bill	Cases	Avg LOS	Avg Bill	Cases	Avg LOS	Avg Bill	Cases	Avg LOS	Avg Bill	Cases	Avg LOS	Avg Bill
Male	458	11.46	\$271,842	520	11.15	\$289,801	578	10.99	\$322,128	606	10.00	\$333,600	648	9.99	\$342,877
Female	298	12.22	\$256,792	339	11.37	\$286,264	373	11.22	\$311,500	363	12.09	\$372,974	400	10.65	\$362,900
Age Group	Cases	Avg LOS	Avg Bill	Cases	Avg LOS	Avg Bill	Cases	Avg LOS	Avg Bill	Cases	Avg LOS	Avg Bill	Cases	Avg LOS	Avg Bill
0-17	14	12.36	\$353,450	26	6.96	\$311,037	38	17.76	\$530,164	38	11.11	\$533,752	25	20.76	\$741,934
18-35	19	11.26	\$293,559	23	8.17	\$226,763	21	7.71	\$292,881	23	14.17	\$418,516	20	10.30	\$339,582
36-49	49	12.53	\$262,658	67	11.40	\$266,062	51	13.16	\$309,329	40	9.58	\$304,236	73	11.16	\$327,916
50-64	215	11.68	\$259,382	214	12.51	\$303,526	210	10.77	\$302,594	201	9.75	\$306,002	254	10.34	\$327,018
65+	459	11.72	\$265,499	529	11.04	\$286,685	631	10.73	\$311,826	667	11.03	\$350,775	676	9.71	\$347,639
<b>Total</b>	<b>756</b>	<b>11.76</b>	<b>\$265,909</b>	<b>859</b>	<b>11.24</b>	<b>\$288,405</b>	<b>951</b>	<b>11.08</b>	<b>\$317,959</b>	<b>969</b>	<b>10.78</b>	<b>\$348,350</b>	<b>1,048</b>	<b>10.24</b>	<b>\$350,520</b>

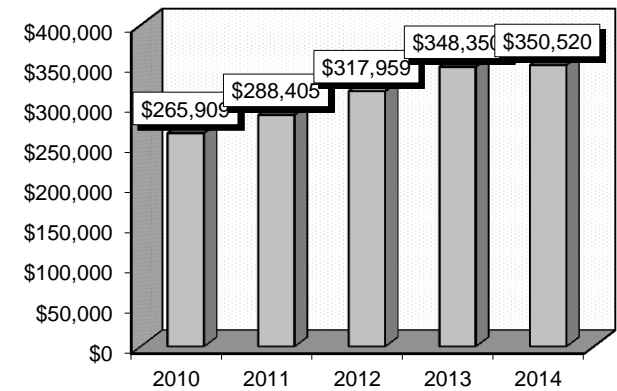
**Patient Discharges**



**Average Length of Stay**



**Average Billed Charges**





County / Hospital	2010			2011			2012			2013			2014		
	Cases	Avg LOS	Avg Bill	Cases	Avg LOS	Avg Bill	Cases	Avg LOS	Avg Bill	Cases	Avg LOS	Avg Bill	Cases	Avg LOS	Avg Bill
<b>Clark</b>															
Centennial Hills	0	0.00	\$0	0	0.00	\$0	0	0.00	\$0	0	0.00	\$0	0	0.00	\$0
Desert Springs	46	15.39	\$288,605	54	14.17	\$312,622	65	12.15	\$317,037	56	13.55	\$345,395	62	11.56	\$346,962
Mountain View	57	13.09	\$360,298	72	10.97	\$382,204	84	11.00	\$415,586	95	14.60	\$542,102	108	12.42	\$518,841
North Vista	0	0.00	\$0	0	0.00	\$0	0	0.00	\$0	0	0.00	\$0	0	0.00	\$0
Southern Hills	0	0.00	\$0	0	0.00	\$0	0	0.00	\$0	0	0.00	\$0	0	0.00	\$0
Spring Valley	32	14.41	\$304,822	25	10.96	\$291,361	29	17.76	\$436,895	24	11.79	\$382,503	29	12.55	\$382,079
St. Rose-Rose de Lima	0	0.00	\$0	0	0.00	\$0	0	0.00	\$0	0	0.00	\$0	0	0.00	\$0
St. Rose-San Martin	100	10.11	\$252,343	133	12.24	\$314,433	133	10.74	\$296,425	65	9.98	\$305,379	81	8.96	\$341,655
St. Rose-Siena	49	13.29	\$304,828	58	10.21	\$253,664	63	10.38	\$330,158	112	10.62	\$313,019	110	11.22	\$361,853
Summerlin	43	12.77	\$345,192	52	11.94	\$392,988	51	12.55	\$368,208	54	11.83	\$386,863	43	12.91	\$460,914
Sunrise	130	10.45	\$318,702	163	8.99	\$331,103	209	11.58	\$413,099	217	9.91	\$472,546	201	10.33	\$494,521
UMC	39	17.97	\$279,806	45	16.24	\$292,899	48	18.79	\$368,414	45	14.44	\$351,201	39	15.05	\$354,651
Valley	64	15.09	\$310,863	49	15.33	\$334,041	43	13.14	\$321,151	45	17.04	\$428,465	53	11.04	\$349,041
<b>Total</b>	<b>560</b>	<b>12.77</b>	<b>\$305,036</b>	<b>651</b>	<b>11.70</b>	<b>\$325,914</b>	<b>725</b>	<b>12.19</b>	<b>\$365,546</b>	<b>713</b>	<b>11.88</b>	<b>\$411,568</b>	<b>726</b>	<b>11.28</b>	<b>\$423,765</b>
<b>Washoe</b>															
Carson Tahoe	43	7.37	\$161,142	39	7.62	\$157,490	50	7.50	\$170,076	56	8.77	\$186,221	67	7.36	\$185,347
Northern Nevada	0	0.00	\$0	0	0.00	\$0	0	0.00	\$0	0	0.00	\$0	0	0.00	\$0
Renown Regional	97	9.88	\$143,270	137	10.23	\$166,412	137	7.34	\$158,007	126	7.07	\$157,815	167	7.67	\$169,126
Renown S. Meadows	0	0.00	\$0	0	0.00	\$0	0	0.00	\$0	0	0.00	\$0	0	0.00	\$0
Saint Mary's	56	8.29	\$167,519	32	10.53	\$207,165	39	8.15	\$184,813	74	8.01	\$186,360	88	8.78	\$216,239
Sierra Surgery	0	0.00	\$0	0	0.00	\$0	0	0.00	\$0	0	0.00	\$0	0	0.00	\$0
<b>Total</b>	<b>196</b>	<b>8.87</b>	<b>\$154,119</b>	<b>208</b>	<b>9.78</b>	<b>\$171,009</b>	<b>226</b>	<b>7.52</b>	<b>\$165,303</b>	<b>256</b>	<b>7.71</b>	<b>\$172,280</b>	<b>322</b>	<b>7.91</b>	<b>\$185,377</b>
<b>Rural</b>															
Battle Mountain	0	0.00	\$0	0	0.00	\$0	0	0.00	\$0	0	0.00	\$0	0	0.00	\$0
Boulder City	0	0.00	\$0	0	0.00	\$0	0	0.00	\$0	0	0.00	\$0	0	0.00	\$0
Carson Valley	0	0.00	\$0	0	0.00	\$0	0	0.00	\$0	0	0.00	\$0	0	0.00	\$0
Churchill	0	0.00	\$0	0	0.00	\$0	0	0.00	\$0	0	0.00	\$0	0	0.00	\$0
Desert View	0	0.00	\$0	0	0.00	\$0	0	0.00	\$0	0	0.00	\$0	0	0.00	\$0
Grover C. Dils	0	0.00	\$0	0	0.00	\$0	0	0.00	\$0	0	0.00	\$0	0	0.00	\$0
Humboldt	0	0.00	\$0	0	0.00	\$0	0	0.00	\$0	0	0.00	\$0	0	0.00	\$0
Incline Village	0	0.00	\$0	0	0.00	\$0	0	0.00	\$0	0	0.00	\$0	0	0.00	\$0
Mesa View	0	0.00	\$0	0	0.00	\$0	0	0.00	\$0	0	0.00	\$0	0	0.00	\$0
Mount Grant	0	0.00	\$0	0	0.00	\$0	0	0.00	\$0	0	0.00	\$0	0	0.00	\$0
Northeastern	0	0.00	\$0	0	0.00	\$0	0	0.00	\$0	0	0.00	\$0	0	0.00	\$0
Nye	0	0.00	\$0	0	0.00	\$0	0	0.00	\$0	0	0.00	\$0	0	0.00	\$0
Pershing	0	0.00	\$0	0	0.00	\$0	0	0.00	\$0	0	0.00	\$0	0	0.00	\$0
South Lyon	0	0.00	\$0	0	0.00	\$0	0	0.00	\$0	0	0.00	\$0	0	0.00	\$0
William Bee Ririe	0	0.00	\$0	0	0.00	\$0	0	0.00	\$0	0	0.00	\$0	0	0.00	\$0
<b>Total</b>	<b>0</b>	<b>0.00</b>	<b>\$0</b>	<b>0</b>	<b>0.00</b>	<b>\$0</b>	<b>0</b>	<b>0.00</b>	<b>\$0</b>	<b>0</b>	<b>0.00</b>	<b>\$0</b>	<b>0</b>	<b>0.00</b>	<b>\$0</b>
<b>All Counties</b>	<b>756</b>	<b>11.76</b>	<b>\$265,909</b>	<b>859</b>	<b>11.24</b>	<b>\$288,405</b>	<b>951</b>	<b>11.08</b>	<b>\$317,959</b>	<b>969</b>	<b>10.78</b>	<b>\$348,350</b>	<b>1,048</b>	<b>10.24</b>	<b>\$350,520</b>

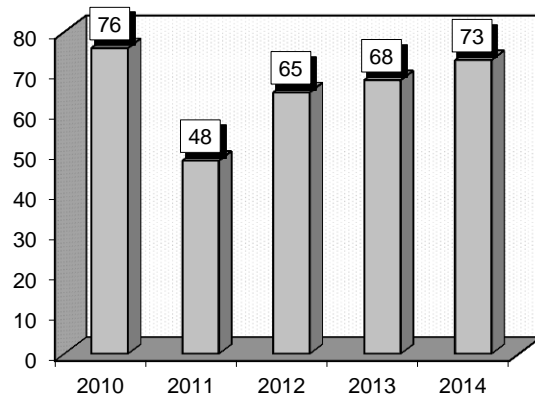
### Coronary Bypass With PTCA (231-232)

**Procedures:** that frequently accompanied Coronary Bypass With PTCA were: 1) Percutaneous transluminal coronary angioplasty [PTCA] (0066), 2) Single internal mammary-coronary artery bypass (3615), 3) Left heart cardiac catheterization (3722), 4) Coronary arteriography using two catheters (8856).

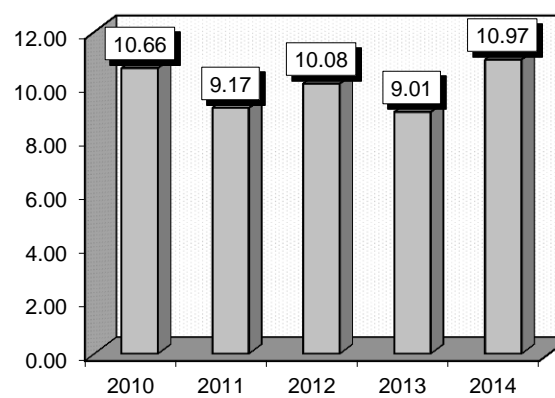
**Definitions:** **PTCA:** A minimally invasive procedure to open up blocked coronary arteries, allowing blood to circulate unobstructed to the heart muscle. **Angioplasty:** A procedure used to widen vessels narrowed by stenoses or occlusions. **Coronary:** Pertaining to encircling structures, such as the coronary arteries; pertaining to the heart. **Aorta:** The main artery of the body, supplying oxygenated blood to the circulatory system. **Arteriography:** Radiography of an artery, carried out after injection of a radio-opaque substance. **Catheter:** A hollow flexible tube for insertion into a body cavity, duct, or vessel to allow the passage of fluids or distend a passageway. **Angiocardiology:** A radiographic diagnostic study of the heart in which valves and vessels are examined via x-ray and fluoroscopy following the introduction of contrast media.

Gender	2010			2011			2012			2013			2014		
	Cases	Avg LOS	Avg Bill	Cases	Avg LOS	Avg Bill	Cases	Avg LOS	Avg Bill	Cases	Avg LOS	Avg Bill	Cases	Avg LOS	Avg Bill
Male	62	10.31	\$254,660	37	9.08	\$267,362	53	9.60	\$317,287	55	9.22	\$311,699	52	9.79	\$313,355
Female	14	12.21	\$330,785	11	9.45	\$299,081	12	12.17	\$323,388	13	8.15	\$258,276	21	13.90	\$386,573
Age Group	Cases	Avg LOS	Avg Bill	Cases	Avg LOS	Avg Bill	Cases	Avg LOS	Avg Bill	Cases	Avg LOS	Avg Bill	Cases	Avg LOS	Avg Bill
0-17	0	0.00	\$0	0	0.00	\$0	0	0.00	\$0	0	0.00	\$0	0	0.00	\$0
18-35	0	0.00	\$0	0	0.00	\$0	0	0.00	\$0	0	0.00	\$0	0	0.00	\$0
36-49	4	8.25	\$228,016	2	9.00	\$268,546	6	8.67	\$352,302	1	12.00	\$330,153	3	11.33	\$210,608
50-64	36	11.36	\$276,863	23	10.00	\$294,746	30	9.17	\$287,948	38	9.21	\$312,039	38	10.97	\$351,099
65+	36	10.22	\$265,022	23	8.35	\$255,045	29	11.31	\$342,918	29	8.66	\$286,668	32	10.94	\$326,215
<b>Total</b>	<b>76</b>	<b>10.66</b>	<b>\$268,683</b>	<b>48</b>	<b>9.17</b>	<b>\$274,631</b>	<b>65</b>	<b>10.08</b>	<b>\$318,414</b>	<b>68</b>	<b>9.01</b>	<b>\$301,486</b>	<b>73</b>	<b>10.97</b>	<b>\$334,418</b>

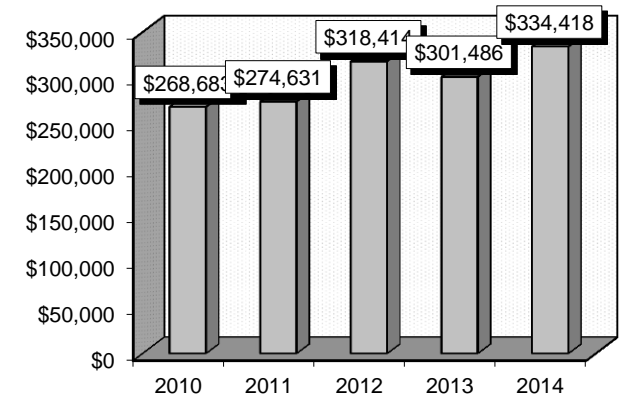
Patient Discharges



Average Length of Stay



Average Billed Charges



County / Hospital	2010			2011			2012			2013			2014		
	Cases	Avg LOS	Avg Bill	Cases	Avg LOS	Avg Bill	Cases	Avg LOS	Avg Bill	Cases	Avg LOS	Avg Bill	Cases	Avg LOS	Avg Bill
<b>Clark</b>															
Centennial Hills	0	0.00	\$0	0	0.00	\$0	0	0.00	\$0	0	0.00	\$0	0	0.00	\$0
Desert Springs	8	12.75	\$265,512	6	10.00	\$327,651	7	9.14	\$273,489	4	13.75	\$348,024	3	12.00	\$333,366
Mountain View	6	13.17	\$390,458	4	11.25	\$418,820	10	14.40	\$479,348	9	8.11	\$378,787	7	13.00	\$467,362
North Vista	0	0.00	\$0	0	0.00	\$0	0	0.00	\$0	0	0.00	\$0	0	0.00	\$0
Southern Hills	0	0.00	\$0	0	0.00	\$0	0	0.00	\$0	0	0.00	\$0	0	0.00	\$0
Spring Valley	5	9.80	\$301,249	3	11.33	\$303,484	3	8.00	\$261,865	3	13.33	\$422,239	10	15.10	\$427,833
St. Rose-Rose de Lima	0	0.00	\$0	0	0.00	\$0	0	0.00	\$0	0	0.00	\$0	0	0.00	\$0
St. Rose-San Martin	0	0.00	\$0	2	9.00	\$262,759	1	6.00	\$206,993	1	6.00	\$257,704	4	16.25	\$430,816
St. Rose-Siena	3	9.67	\$230,875	5	8.80	\$250,073	9	11.00	\$309,938	10	12.50	\$371,541	7	10.14	\$352,366
Summerlin	8	10.50	\$358,030	4	10.75	\$271,510	4	7.50	\$394,966	6	6.67	\$286,051	4	12.75	\$412,517
Sunrise	11	9.73	\$325,728	6	6.33	\$294,767	8	10.13	\$414,081	7	8.57	\$389,820	8	8.88	\$467,619
UMC	1	6.00	\$253,417	1	21.00	\$342,758	1	12.00	\$336,156	2	19.00	\$329,667	3	8.33	\$266,529
Valley	9	11.56	\$297,043	5	8.80	\$288,949	5	13.80	\$374,549	5	9.80	\$378,876	3	13.00	\$372,704
<b>Total</b>	<b>51</b>	<b>10.98</b>	<b>\$314,505</b>	<b>36</b>	<b>9.64</b>	<b>\$304,713</b>	<b>48</b>	<b>11.02</b>	<b>\$366,487</b>	<b>47</b>	<b>10.34</b>	<b>\$362,548</b>	<b>49</b>	<b>12.24</b>	<b>\$409,153</b>
<b>Washoe</b>															
Carson Tahoe	7	8.29	\$177,732	3	5.33	\$198,330	4	8.00	\$178,241	4	6.00	\$162,387	5	10.60	\$236,870
Northern Nevada	0	0.00	\$0	0	0.00	\$0	0	0.00	\$0	0	0.00	\$0	0	0.00	\$0
Renown Regional	16	10.69	\$171,140	7	9.14	\$184,771	10	7.00	\$176,475	14	6.14	\$156,797	15	7.27	\$167,288
Renown S. Meadows	0	0.00	\$0	0	0.00	\$0	0	0.00	\$0	0	0.00	\$0	0	0.00	\$0
Saint Mary's	2	10.50	\$198,895	2	6.50	\$162,124	3	8.00	\$209,275	3	5.67	\$205,517	4	9.75	\$167,577
Sierra Surgery	0	0.00	\$0	0	0.00	\$0	0	0.00	\$0	0	0.00	\$0	0	0.00	\$0
<b>Total</b>	<b>25</b>	<b>10.00</b>	<b>\$175,206</b>	<b>12</b>	<b>7.75</b>	<b>\$184,386</b>	<b>17</b>	<b>7.41</b>	<b>\$182,679</b>	<b>21</b>	<b>6.05</b>	<b>\$164,822</b>	<b>24</b>	<b>8.38</b>	<b>\$181,833</b>
<b>Rural</b>															
Battle Mountain	0	0.00	\$0	0	0.00	\$0	0	0.00	\$0	0	0.00	\$0	0	0.00	\$0
Boulder City	0	0.00	\$0	0	0.00	\$0	0	0.00	\$0	0	0.00	\$0	0	0.00	\$0
Carson Valley	0	0.00	\$0	0	0.00	\$0	0	0.00	\$0	0	0.00	\$0	0	0.00	\$0
Churchill	0	0.00	\$0	0	0.00	\$0	0	0.00	\$0	0	0.00	\$0	0	0.00	\$0
Desert View	0	0.00	\$0	0	0.00	\$0	0	0.00	\$0	0	0.00	\$0	0	0.00	\$0
Grover C. Dils	0	0.00	\$0	0	0.00	\$0	0	0.00	\$0	0	0.00	\$0	0	0.00	\$0
Humboldt	0	0.00	\$0	0	0.00	\$0	0	0.00	\$0	0	0.00	\$0	0	0.00	\$0
Incline Village	0	0.00	\$0	0	0.00	\$0	0	0.00	\$0	0	0.00	\$0	0	0.00	\$0
Mesa View	0	0.00	\$0	0	0.00	\$0	0	0.00	\$0	0	0.00	\$0	0	0.00	\$0
Mount Grant	0	0.00	\$0	0	0.00	\$0	0	0.00	\$0	0	0.00	\$0	0	0.00	\$0
Northeastern	0	0.00	\$0	0	0.00	\$0	0	0.00	\$0	0	0.00	\$0	0	0.00	\$0
Nye	0	0.00	\$0	0	0.00	\$0	0	0.00	\$0	0	0.00	\$0	0	0.00	\$0
Pershing	0	0.00	\$0	0	0.00	\$0	0	0.00	\$0	0	0.00	\$0	0	0.00	\$0
South Lyon	0	0.00	\$0	0	0.00	\$0	0	0.00	\$0	0	0.00	\$0	0	0.00	\$0
William Bee Ririe	0	0.00	\$0	0	0.00	\$0	0	0.00	\$0	0	0.00	\$0	0	0.00	\$0
<b>Total</b>	<b>0</b>	<b>0.00</b>	<b>\$0</b>	<b>0</b>	<b>0.00</b>	<b>\$0</b>	<b>0</b>	<b>0.00</b>	<b>\$0</b>	<b>0</b>	<b>0.00</b>	<b>\$0</b>	<b>0</b>	<b>0.00</b>	<b>\$0</b>
<b>All Counties</b>	<b>76</b>	<b>10.66</b>	<b>\$268,683</b>	<b>48</b>	<b>9.17</b>	<b>\$274,631</b>	<b>65</b>	<b>10.08</b>	<b>\$318,414</b>	<b>68</b>	<b>9.01</b>	<b>\$301,486</b>	<b>73</b>	<b>10.97</b>	<b>\$334,418</b>

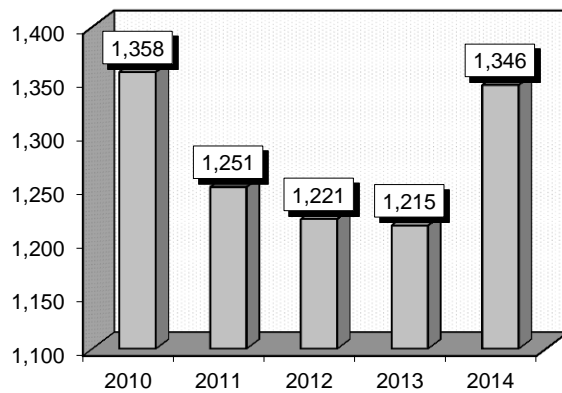
### Coronary Bypass (233-236)

**Procedures:** that frequently accompanied Coronary Bypass were: 1) Single internal mammary-coronary artery bypass (3615), 2) Coronary arteriography using two catheters (8856), 3) Left heart cardiac catheterization (3722), 4) Angiocardiology of left heart structures (8853), 5) Extracorporeal circulation auxiliary to open heart surgery (3961), 6) (Aorto)coronary bypass of three coronary arteries (3613), 7) (Aorto)coronary bypass of two coronary arteries (3612).

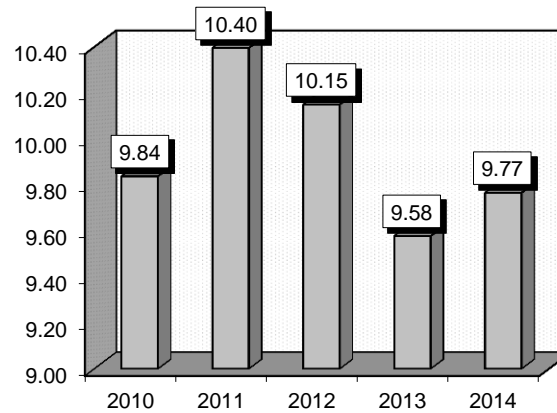
**Definitions: Coronary bypass:** A surgical procedure performed to improve blood supply to the heart by creating new routes for blood flow when one or more of the coronary arteries become obstructed. **Atherosclerosis:** The build up of a waxy plaque on the inside of blood vessels. **Subendocardial:** Beneath the endocardium. **Endocardium:** The lining of the interior surface of the heart chambers. **Angiocardiology:** A radiographic diagnostic study of the heart in which valves and vessels are examined via x-ray and fluoroscopy following the introduction of contrast media. **Myocardial infarction:** Death of the cells of an area of the heart muscle (myocardium) as a result of oxygen deprivation, which in turn is caused by obstruction of the blood supply; commonly referred to as a heart attack.

Gender	2010			2011			2012			2013			2014		
	Cases	Avg LOS	Avg Bill	Cases	Avg LOS	Avg Bill	Cases	Avg LOS	Avg Bill	Cases	Avg LOS	Avg Bill	Cases	Avg LOS	Avg Bill
Male	1,066	9.60	\$198,681	938	10.22	\$229,739	934	9.98	\$242,820	930	9.20	\$257,977	1,047	9.66	\$288,391
Female	292	10.71	\$214,627	313	10.91	\$244,376	287	10.70	\$255,532	285	10.80	\$281,000	299	10.12	\$309,029
Age Group	Cases	Avg LOS	Avg Bill	Cases	Avg LOS	Avg Bill	Cases	Avg LOS	Avg Bill	Cases	Avg LOS	Avg Bill	Cases	Avg LOS	Avg Bill
0-17	0	0.00	\$0	0	0.00	\$0	0	0.00	\$0	0	0.00	\$0	0	0.00	\$0
18-35	7	8.00	\$190,031	3	9.33	\$225,385	2	4.50	\$169,941	3	9.67	\$241,066	3	6.33	\$209,734
36-49	100	9.65	\$192,492	65	8.80	\$221,426	73	9.29	\$243,807	83	8.66	\$251,317	63	8.76	\$276,246
50-64	489	9.60	\$196,307	429	10.20	\$224,527	433	10.03	\$233,732	411	9.51	\$269,185	497	9.53	\$281,559
65+	762	10.04	\$207,208	754	10.65	\$239,515	713	10.32	\$253,560	718	9.72	\$261,541	783	10.01	\$301,887
<b>Total</b>	<b>1,358</b>	<b>9.84</b>	<b>\$202,110</b>	<b>1,251</b>	<b>10.40</b>	<b>\$233,401</b>	<b>1,221</b>	<b>10.15</b>	<b>\$245,808</b>	<b>1,215</b>	<b>9.58</b>	<b>\$263,378</b>	<b>1,346</b>	<b>9.77</b>	<b>\$292,976</b>

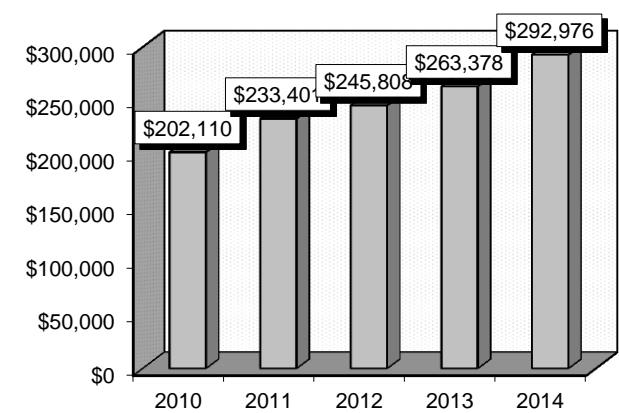
**Patient Discharges**



**Average Length of Stay**



**Average Billed Charges**



County / Hospital	2010			2011			2012			2013			2014		
	Cases	Avg LOS	Avg Bill	Cases	Avg LOS	Avg Bill	Cases	Avg LOS	Avg Bill	Cases	Avg LOS	Avg Bill	Cases	Avg LOS	Avg Bill
<b>Clark</b>															
Centennial Hills	0	0.00	\$0	0	0.00	\$0	0	0.00	\$0	0	0.00	\$0	0	0.00	\$0
Desert Springs	168	9.91	\$192,816	159	11.62	\$237,554	132	10.08	\$243,150	103	10.92	\$266,632	108	11.48	\$308,278
Mountain View	85	10.65	\$250,158	78	11.14	\$323,445	76	11.55	\$340,172	97	11.66	\$390,748	123	10.41	\$397,947
North Vista	0	0.00	\$0	0	0.00	\$0	0	0.00	\$0	0	0.00	\$0	0	0.00	\$0
Southern Hills	0	0.00	\$0	0	0.00	\$0	0	0.00	\$0	0	0.00	\$0	0	0.00	\$0
Spring Valley	69	11.68	\$237,175	80	11.11	\$255,073	76	12.71	\$275,388	73	10.22	\$276,210	76	12.25	\$306,297
St. Rose-Rose de Lima	0	0.00	\$0	0	0.00	\$0	0	0.00	\$0	0	0.00	\$0	0	0.00	\$0
St. Rose-San Martin	88	8.53	\$193,629	81	10.52	\$238,744	95	9.27	\$230,020	66	7.79	\$220,228	51	9.73	\$310,287
St. Rose-Siena	124	9.60	\$210,192	110	10.34	\$231,563	107	11.32	\$254,572	161	9.30	\$234,459	167	10.19	\$271,274
Summerlin	119	10.03	\$227,873	107	10.13	\$251,129	84	9.60	\$266,655	90	9.89	\$290,194	105	9.85	\$321,932
Sunrise	221	9.93	\$255,267	218	9.73	\$286,416	208	9.71	\$328,581	184	9.29	\$390,949	239	9.59	\$412,771
UMC	78	12.45	\$213,833	88	12.11	\$221,369	95	13.32	\$242,767	107	12.10	\$248,717	85	11.62	\$275,288
Valley	117	12.07	\$223,198	85	13.40	\$264,669	97	12.02	\$255,020	83	11.66	\$280,083	101	9.90	\$282,005
<b>Total</b>	<b>1,069</b>	<b>10.37</b>	<b>\$223,993</b>	<b>1,006</b>	<b>10.94</b>	<b>\$257,955</b>	<b>970</b>	<b>10.85</b>	<b>\$274,756</b>	<b>964</b>	<b>10.25</b>	<b>\$296,394</b>	<b>1,055</b>	<b>10.39</b>	<b>\$332,687</b>
<b>Washoe</b>															
Carson Tahoe	50	7.88	\$136,016	46	7.04	\$130,386	46	7.13	\$144,207	46	7.96	\$144,615	58	7.21	\$149,989
Northern Nevada	0	0.00	\$0	0	0.00	\$0	0	0.00	\$0	0	0.00	\$0	0	0.00	\$0
Renown Regional	146	8.43	\$114,069	143	8.59	\$128,795	160	7.48	\$127,118	137	6.53	\$128,026	149	7.18	\$137,110
Renown S. Meadows	0	0.00	\$0	0	0.00	\$0	0	0.00	\$0	0	0.00	\$0	0	0.00	\$0
Saint Mary's	93	6.97	\$124,319	56	8.02	\$144,052	45	7.67	\$147,691	68	7.34	\$148,360	84	8.29	\$169,424
Sierra Surgery	0	0.00	\$0	0	0.00	\$0	0	0.00	\$0	0	0.00	\$0	0	0.00	\$0
<b>Total</b>	<b>289</b>	<b>7.87</b>	<b>\$121,164</b>	<b>245</b>	<b>8.17</b>	<b>\$132,581</b>	<b>251</b>	<b>7.45</b>	<b>\$133,938</b>	<b>251</b>	<b>7.01</b>	<b>\$136,575</b>	<b>291</b>	<b>7.51</b>	<b>\$149,005</b>
<b>Rural</b>															
Battle Mountain	0	0.00	\$0	0	0.00	\$0	0	0.00	\$0	0	0.00	\$0	0	0.00	\$0
Boulder City	0	0.00	\$0	0	0.00	\$0	0	0.00	\$0	0	0.00	\$0	0	0.00	\$0
Carson Valley	0	0.00	\$0	0	0.00	\$0	0	0.00	\$0	0	0.00	\$0	0	0.00	\$0
Churchill	0	0.00	\$0	0	0.00	\$0	0	0.00	\$0	0	0.00	\$0	0	0.00	\$0
Desert View	0	0.00	\$0	0	0.00	\$0	0	0.00	\$0	0	0.00	\$0	0	0.00	\$0
Grover C. Dils	0	0.00	\$0	0	0.00	\$0	0	0.00	\$0	0	0.00	\$0	0	0.00	\$0
Humboldt	0	0.00	\$0	0	0.00	\$0	0	0.00	\$0	0	0.00	\$0	0	0.00	\$0
Incline Village	0	0.00	\$0	0	0.00	\$0	0	0.00	\$0	0	0.00	\$0	0	0.00	\$0
Mesa View	0	0.00	\$0	0	0.00	\$0	0	0.00	\$0	0	0.00	\$0	0	0.00	\$0
Mount Grant	0	0.00	\$0	0	0.00	\$0	0	0.00	\$0	0	0.00	\$0	0	0.00	\$0
Northeastern	0	0.00	\$0	0	0.00	\$0	0	0.00	\$0	0	0.00	\$0	0	0.00	\$0
Nye	0	0.00	\$0	0	0.00	\$0	0	0.00	\$0	0	0.00	\$0	0	0.00	\$0
Pershing	0	0.00	\$0	0	0.00	\$0	0	0.00	\$0	0	0.00	\$0	0	0.00	\$0
South Lyon	0	0.00	\$0	0	0.00	\$0	0	0.00	\$0	0	0.00	\$0	0	0.00	\$0
William Bee Ririe	0	0.00	\$0	0	0.00	\$0	0	0.00	\$0	0	0.00	\$0	0	0.00	\$0
<b>Total</b>	<b>0</b>	<b>0.00</b>	<b>\$0</b>	<b>0</b>	<b>0.00</b>	<b>\$0</b>	<b>0</b>	<b>0.00</b>	<b>\$0</b>	<b>0</b>	<b>0.00</b>	<b>\$0</b>	<b>0</b>	<b>0.00</b>	<b>\$0</b>
<b>All Counties</b>	<b>1,358</b>	<b>9.84</b>	<b>\$202,110</b>	<b>1,251</b>	<b>10.40</b>	<b>\$233,401</b>	<b>1,221</b>	<b>10.15</b>	<b>\$245,808</b>	<b>1,215</b>	<b>9.58</b>	<b>\$263,378</b>	<b>1,346</b>	<b>9.77</b>	<b>\$292,976</b>

### Major Cardiovascular Procedures (237-238)

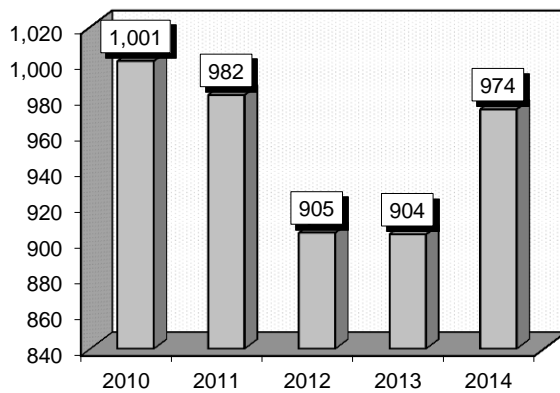
**Procedures:** that frequently accompanied Major Cardiovascular Procedures were: 1) Implant of pulsation balloon (3761), 2) Coronary arteriography using two catheters (8856), 3) Insertion of endotracheal tube (9604), 4) Left heart cardiac catheterization (3722), 5) Endovascular implantation of other graft in abdominal aorta (3971), 6) Aortography (8842), 7) Arteriography of femoral and other lower extremity arteries (8848).

**Definitions: Cardiovascular disease:** Any abnormal condition characterized by dysfunction of the heart and blood vessels. **Atherosclerosis:** The build up of a waxy plaque on the inside of blood vessels. **Cardiac catheterization:** A diagnostic procedure which does a comprehensive examination of how the heart and its blood vessels function. **Bypass:** An auxiliary flow; a shunt; a surgically created pathway circumventing the normal anatomical pathway, such as in an artery or the intestine. **Aneurysm:** A localized dilation of the wall of a blood vessel. **Arteriography:** Radiography of an artery, carried out after injection of a radio-opaque substance. **Catheter:** A hollow flexible tube for insertion into a body cavity, duct, or vessel to allow the passage of fluids or distend a passageway. **Angioplasty:** A procedure used to widen vessels narrowed by stenoses or occlusions.

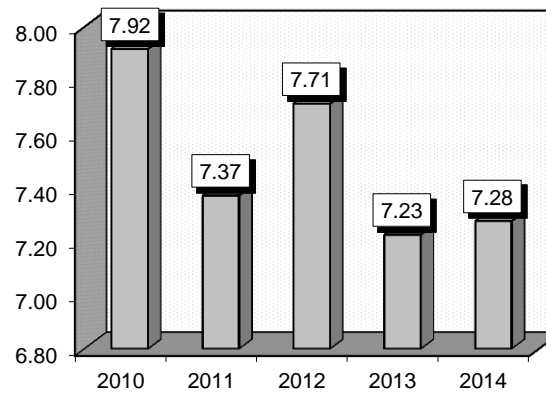
**Comment:** Cardiovascular procedures include (but are not limited to) diagnostic cardiac catheterization, coronary artery bypass graft procedures, cardiac pacemaker procedures, and heart valve procedures.

Gender	2010			2011			2012			2013			2014		
	Cases	Avg LOS	Avg Bill	Cases	Avg LOS	Avg Bill	Cases	Avg LOS	Avg Bill	Cases	Avg LOS	Avg Bill	Cases	Avg LOS	Avg Bill
Male	650	7.26	\$158,845	658	7.10	\$169,780	606	7.70	\$187,761	606	6.82	\$184,409	634	6.80	\$201,849
Female	351	9.15	\$167,149	324	7.92	\$158,661	299	7.74	\$158,018	298	8.05	\$187,498	340	8.16	\$217,874
Age Group	Cases	Avg LOS	Avg Bill	Cases	Avg LOS	Avg Bill	Cases	Avg LOS	Avg Bill	Cases	Avg LOS	Avg Bill	Cases	Avg LOS	Avg Bill
0-17	52	24.02	\$452,667	41	18.71	\$449,960	36	23.69	\$486,078	39	30.64	\$652,671	35	33.49	\$810,052
18-35	20	8.80	\$150,026	20	7.55	\$172,689	24	7.63	\$146,488	27	9.11	\$150,721	18	6.44	\$137,034
36-49	77	7.84	\$143,110	60	8.42	\$157,351	51	5.47	\$143,805	45	8.09	\$180,982	66	8.02	\$175,944
50-64	235	7.16	\$141,412	244	8.14	\$155,863	204	8.20	\$167,799	220	6.51	\$159,131	248	7.08	\$179,913
65+	617	6.83	\$147,695	617	6.21	\$151,941	590	6.77	\$166,867	573	5.75	\$165,706	607	5.79	\$189,456
<b>Total</b>	<b>1,001</b>	<b>7.92</b>	<b>\$161,757</b>	<b>982</b>	<b>7.37</b>	<b>\$166,112</b>	<b>905</b>	<b>7.71</b>	<b>\$177,935</b>	<b>904</b>	<b>7.23</b>	<b>\$185,427</b>	<b>974</b>	<b>7.28</b>	<b>\$207,443</b>

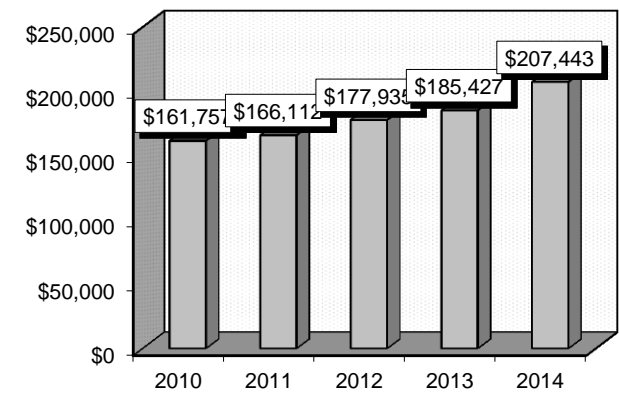
Patient Discharges



Average Length of Stay



Average Billed Charges



County / Hospital	2010			2011			2012			2013			2014		
	Cases	Avg LOS	Avg Bill	Cases	Avg LOS	Avg Bill	Cases	Avg LOS	Avg Bill	Cases	Avg LOS	Avg Bill	Cases	Avg LOS	Avg Bill
<b>Clark</b>															
Centennial Hills	13	2.85	\$77,762	10	3.00	\$81,295	21	3.71	\$105,425	16	4.81	\$179,228	12	7.33	\$208,287
Desert Springs	52	8.33	\$160,640	85	6.47	\$167,940	75	7.00	\$182,057	61	6.28	\$182,236	74	7.08	\$216,599
Mountain View	41	7.90	\$181,597	62	7.15	\$163,803	64	6.55	\$201,475	72	6.26	\$191,291	73	8.05	\$252,972
North Vista	2	12.00	\$157,124	1	8.00	\$110,988	2	8.50	\$222,756	6	4.33	\$117,954	11	5.73	\$154,748
Southern Hills	14	3.79	\$138,647	10	5.70	\$126,598	13	5.15	\$133,300	21	5.24	\$144,430	11	6.09	\$134,823
Spring Valley	82	6.93	\$193,917	31	6.68	\$169,737	42	7.24	\$199,656	44	8.25	\$203,410	32	6.91	\$217,782
St. Rose-Rose de Lima	6	10.50	\$150,311	3	6.67	\$94,181	3	2.00	\$71,743	4	5.75	\$158,956	5	4.00	\$131,612
St. Rose-San Martin	86	6.42	\$151,235	88	5.09	\$151,881	72	4.43	\$145,270	45	6.04	\$184,155	58	5.21	\$154,668
St. Rose-Siena	54	7.13	\$131,384	77	7.32	\$155,132	67	8.42	\$174,996	68	5.97	\$184,204	83	6.02	\$195,726
Summerlin	43	9.02	\$180,203	47	7.53	\$174,594	41	10.02	\$255,947	33	8.82	\$251,169	58	7.79	\$247,877
Sunrise	221	10.22	\$225,587	194	9.75	\$244,560	152	12.32	\$287,391	165	12.11	\$311,428	190	11.71	\$338,132
UMC	53	8.85	\$150,211	39	11.64	\$149,785	46	12.93	\$198,475	42	8.93	\$168,172	46	7.80	\$178,460
Valley	90	8.81	\$184,903	107	7.83	\$193,061	56	6.95	\$200,528	65	5.71	\$170,669	81	4.91	\$195,623
<b>Total</b>	<b>757</b>	<b>8.39</b>	<b>\$182,530</b>	<b>754</b>	<b>7.78</b>	<b>\$185,179</b>	<b>654</b>	<b>8.51</b>	<b>\$208,353</b>	<b>642</b>	<b>8.02</b>	<b>\$217,644</b>	<b>734</b>	<b>7.91</b>	<b>\$239,373</b>
<b>Washoe</b>															
Carson Tahoe	72	3.58	\$82,982	58	4.52	\$100,671	58	4.60	\$110,814	84	5.01	\$112,038	64	3.59	\$97,641
Northern Nevada	5	10.00	\$162,797	3	4.67	\$113,220	8	6.63	\$138,606	5	5.40	\$156,691	3	2.00	\$60,431
Renown Regional	113	7.89	\$95,564	103	7.48	\$100,991	144	6.10	\$86,481	133	5.50	\$97,600	130	5.69	\$104,396
Renown S. Meadows	0	0.00	\$0	0	0.00	\$0	0	0.00	\$0	0	0.00	\$0	1	4.00	\$37,397
Saint Mary's	53	7.04	\$115,250	63	5.17	\$109,216	41	5.24	\$116,559	40	5.18	\$118,086	42	7.17	\$150,246
Sierra Surgery	0	0.00	\$0	0	0.00	\$0	0	0.00	\$0	0	0.00	\$0	0	0.00	\$0
<b>Total</b>	<b>243</b>	<b>6.47</b>	<b>\$97,513</b>	<b>227</b>	<b>6.04</b>	<b>\$103,354</b>	<b>251</b>	<b>5.63</b>	<b>\$98,678</b>	<b>262</b>	<b>5.29</b>	<b>\$106,485</b>	<b>240</b>	<b>5.34</b>	<b>\$109,790</b>
<b>Rural</b>															
Battle Mountain	0	0.00	\$0	0	0.00	\$0	0	0.00	\$0	0	0.00	\$0	0	0.00	\$0
Boulder City	0	0.00	\$0	0	0.00	\$0	0	0.00	\$0	0	0.00	\$0	0	0.00	\$0
Carson Valley	0	0.00	\$0	0	0.00	\$0	0	0.00	\$0	0	0.00	\$0	0	0.00	\$0
Churchill	0	0.00	\$0	0	0.00	\$0	0	0.00	\$0	0	0.00	\$0	0	0.00	\$0
Desert View	0	0.00	\$0	0	0.00	\$0	0	0.00	\$0	0	0.00	\$0	0	0.00	\$0
Grover C. Dils	0	0.00	\$0	0	0.00	\$0	0	0.00	\$0	0	0.00	\$0	0	0.00	\$0
Humboldt	0	0.00	\$0	0	0.00	\$0	0	0.00	\$0	0	0.00	\$0	0	0.00	\$0
Incline Village	0	0.00	\$0	0	0.00	\$0	0	0.00	\$0	0	0.00	\$0	0	0.00	\$0
Mesa View	0	0.00	\$0	0	0.00	\$0	0	0.00	\$0	0	0.00	\$0	0	0.00	\$0
Mount Grant	0	0.00	\$0	0	0.00	\$0	0	0.00	\$0	0	0.00	\$0	0	0.00	\$0
Northeastern	1	5.00	\$47,977	1	2.00	\$34,919	0	0.00	\$0	0	0.00	\$0	0	0.00	\$0
Nye	0	0.00	\$0	0	0.00	\$0	0	0.00	\$0	0	0.00	\$0	0	0.00	\$0
Pershing	0	0.00	\$0	0	0.00	\$0	0	0.00	\$0	0	0.00	\$0	0	0.00	\$0
South Lyon	0	0.00	\$0	0	0.00	\$0	0	0.00	\$0	0	0.00	\$0	0	0.00	\$0
William Bee Ririe	0	0.00	\$0	0	0.00	\$0	0	0.00	\$0	0	0.00	\$0	0	0.00	\$0
<b>Total</b>	<b>1</b>	<b>5.00</b>	<b>\$47,977</b>	<b>1</b>	<b>2.00</b>	<b>\$34,919</b>	<b>0</b>	<b>0.00</b>	<b>\$0</b>	<b>0</b>	<b>0.00</b>	<b>\$0</b>	<b>0</b>	<b>0.00</b>	<b>\$0</b>
<b>All Counties</b>	<b>1,001</b>	<b>7.92</b>	<b>\$161,757</b>	<b>982</b>	<b>7.37</b>	<b>\$166,112</b>	<b>905</b>	<b>7.71</b>	<b>\$177,935</b>	<b>904</b>	<b>7.23</b>	<b>\$185,427</b>	<b>974</b>	<b>7.28</b>	<b>\$207,443</b>

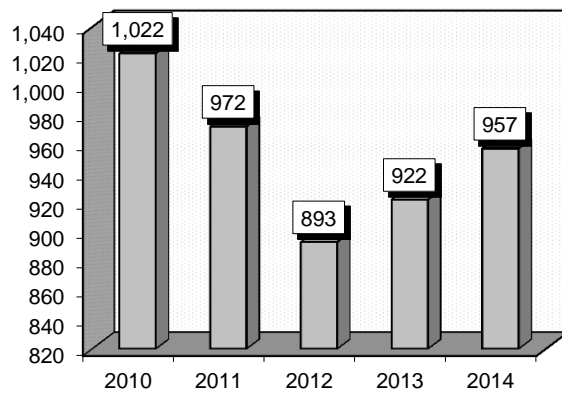
### Permanent Cardiac Pacemaker Implant (242-244)

**Procedures:** that frequently accompanied Permanent Cardiac Pacemaker Implant were: 1) Coronary arteriography using two catheters (8856), 2) Hemodialysis (3995), 3) Left heart cardiac catheterization (3722), 4) Angiocardiography of left heart structures (8853), 5) Transfusion of packed cells (9904), 6) Continuous invasive mechanical ventilation for less than 96 consecutive hours (9671), 7) Initial insertion of transvenous lead [electrode] into ventricle (3771).

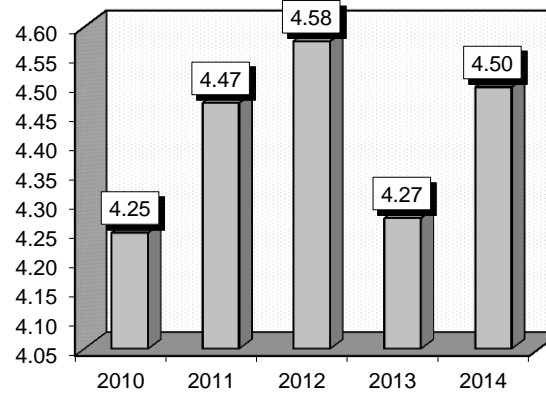
**Definitions:** **Hemodialysis:** A method of mechanically cleansing the blood outside of the body, in order to remove various substances that would normally be cleared by the kidneys. **Atrioventricular block:** Partial or complete block of electrical impulses originating in the atrium or sinus node, preventing them from reaching the AV node and ventricles. **Subendocardial:** Beneath the endocardium. **Myocardial infarction:** Death of the cells of an area of the heart muscle (myocardium) as a result of oxygen deprivation, which in turn is caused by obstruction of the blood supply; commonly referred to as a heart attack. **Dysrhythmia:** An irregular heartbeat - the heart may beat too fast (tachycardia), too slowly (bradycardia), too early (premature contraction) or too irregularly (fibrillation). **Atrial fibrillation:** An irregular and often very fast heart rate. The heart's two upper chambers (the atria) beat chaotically and irregularly - out of coordination with the two lower chambers (the ventricles) of the heart.

Gender	2010			2011			2012			2013			2014		
	Cases	Avg LOS	Avg Bill	Cases	Avg LOS	Avg Bill	Cases	Avg LOS	Avg Bill	Cases	Avg LOS	Avg Bill	Cases	Avg LOS	Avg Bill
Male	549	4.11	\$94,778	559	4.37	\$108,585	501	4.49	\$118,394	525	4.07	\$114,974	544	4.38	\$127,720
Female	473	4.41	\$92,418	413	4.61	\$101,989	392	4.68	\$112,735	397	4.54	\$118,957	413	4.65	\$127,391
Age Group	Cases	Avg LOS	Avg Bill	Cases	Avg LOS	Avg Bill	Cases	Avg LOS	Avg Bill	Cases	Avg LOS	Avg Bill	Cases	Avg LOS	Avg Bill
0-17	4	8.75	\$141,589	8	6.63	\$115,019	4	4.75	\$252,552	7	1.71	\$79,815	1	3.00	\$111,556
18-35	10	5.90	\$102,760	5	2.80	\$97,358	8	3.38	\$111,059	5	4.60	\$99,250	5	1.80	\$106,697
36-49	33	3.06	\$69,242	24	3.83	\$113,220	15	4.27	\$114,046	22	5.27	\$147,788	28	6.07	\$159,471
50-64	124	4.13	\$101,102	130	4.39	\$104,404	115	4.78	\$117,993	107	4.51	\$121,673	125	4.19	\$132,373
65+	851	4.27	\$93,221	805	4.49	\$105,744	751	4.56	\$114,952	781	4.23	\$115,572	798	4.51	\$125,859
<b>Total</b>	<b>1,022</b>	<b>4.25</b>	<b>\$93,686</b>	<b>972</b>	<b>4.47</b>	<b>\$105,782</b>	<b>893</b>	<b>4.58</b>	<b>\$115,910</b>	<b>922</b>	<b>4.27</b>	<b>\$116,689</b>	<b>957</b>	<b>4.50</b>	<b>\$127,578</b>

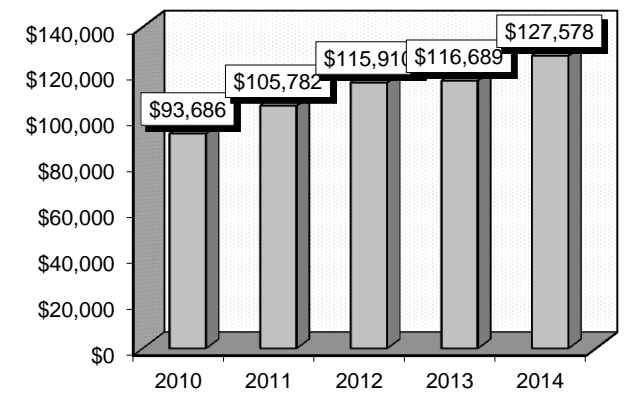
Patient Discharges



Average Length of Stay



Average Billed Charges





County / Hospital	2010			2011			2012			2013			2014		
	Cases	Avg LOS	Avg Bill	Cases	Avg LOS	Avg Bill	Cases	Avg LOS	Avg Bill	Cases	Avg LOS	Avg Bill	Cases	Avg LOS	Avg Bill
<b>Clark</b>															
Centennial Hills	37	3.95	\$125,395	34	2.79	\$106,456	29	4.31	\$139,542	22	3.59	\$152,571	35	4.23	\$156,838
Desert Springs	104	3.53	\$94,654	100	4.24	\$111,555	83	4.28	\$122,701	68	3.99	\$117,445	79	4.34	\$127,501
Mountain View	79	4.08	\$97,234	93	4.26	\$106,649	86	5.12	\$128,418	76	5.75	\$152,190	64	5.41	\$164,733
North Vista	3	6.00	\$131,451	3	5.67	\$93,926	7	5.43	\$106,734	6	6.17	\$109,776	5	7.80	\$148,238
Southern Hills	12	7.25	\$184,966	10	8.80	\$201,891	12	4.08	\$168,187	18	6.00	\$173,864	24	4.17	\$133,408
Spring Valley	43	5.65	\$122,442	33	6.48	\$119,570	30	4.50	\$132,735	29	3.45	\$136,600	31	6.77	\$222,711
St. Rose-Rose de Lima	29	5.90	\$108,354	14	9.29	\$127,703	9	3.44	\$87,876	15	4.00	\$134,481	21	5.10	\$147,957
St. Rose-San Martin	49	4.20	\$115,295	36	4.61	\$131,515	45	4.38	\$136,178	35	4.14	\$142,071	35	4.14	\$143,357
St. Rose-Siena	70	4.43	\$100,226	76	4.43	\$121,723	87	3.34	\$117,787	102	3.95	\$135,263	78	4.06	\$143,699
Summerlin	71	3.90	\$133,083	85	4.41	\$169,484	75	4.67	\$172,081	82	4.39	\$169,832	77	4.30	\$180,979
Sunrise	98	4.87	\$82,380	102	4.96	\$101,656	71	4.99	\$127,517	74	4.43	\$114,209	76	5.55	\$150,450
UMC	43	4.95	\$61,796	48	4.52	\$70,114	38	5.76	\$73,744	36	4.81	\$63,282	42	4.95	\$67,356
Valley	87	3.87	\$107,817	79	3.91	\$120,107	64	7.11	\$159,856	47	5.51	\$176,680	40	5.65	\$179,418
<b>Total</b>	<b>725</b>	<b>4.38</b>	<b>\$104,015</b>	<b>713</b>	<b>4.59</b>	<b>\$118,292</b>	<b>636</b>	<b>4.78</b>	<b>\$132,361</b>	<b>610</b>	<b>4.52</b>	<b>\$138,369</b>	<b>607</b>	<b>4.85</b>	<b>\$151,005</b>
<b>Washoe</b>															
Carson Tahoe	81	3.60	\$74,762	47	4.34	\$80,893	51	4.75	\$88,858	56	4.13	\$86,357	61	3.74	\$79,956
Northern Nevada	10	3.10	\$83,991	11	3.18	\$83,075	9	3.67	\$89,990	9	2.22	\$79,154	12	4.17	\$104,259
Renown Regional	142	4.24	\$67,173	139	4.29	\$70,244	126	3.93	\$70,577	138	4.03	\$75,549	132	4.53	\$91,559
Renown S. Meadows	2	2.50	\$35,883	5	4.60	\$47,340	3	11.67	\$129,540	0	0.00	\$0	0	0.00	\$0
Saint Mary's	58	3.84	\$62,680	52	3.63	\$67,322	61	3.54	\$69,967	106	3.47	\$66,567	136	3.34	\$85,181
Sierra Surgery	0	0.00	\$0	0	0.00	\$0	0	0.00	\$0	0	0.00	\$0	0	0.00	\$0
<b>Total</b>	<b>293</b>	<b>3.94</b>	<b>\$68,742</b>	<b>254</b>	<b>4.13</b>	<b>\$71,721</b>	<b>250</b>	<b>4.08</b>	<b>\$75,564</b>	<b>309</b>	<b>3.80</b>	<b>\$74,532</b>	<b>341</b>	<b>3.90</b>	<b>\$87,387</b>
<b>Rural</b>															
Battle Mountain	0	0.00	\$0	0	0.00	\$0	0	0.00	\$0	0	0.00	\$0	0	0.00	\$0
Boulder City	0	0.00	\$0	0	0.00	\$0	0	0.00	\$0	0	0.00	\$0	0	0.00	\$0
Carson Valley	0	0.00	\$0	0	0.00	\$0	0	0.00	\$0	0	0.00	\$0	0	0.00	\$0
Churchill	0	0.00	\$0	0	0.00	\$0	0	0.00	\$0	0	0.00	\$0	0	0.00	\$0
Desert View	0	0.00	\$0	0	0.00	\$0	0	0.00	\$0	1	2.00	\$48,756	1	1.00	\$69,201
Grover C. Dils	0	0.00	\$0	0	0.00	\$0	0	0.00	\$0	0	0.00	\$0	0	0.00	\$0
Humboldt	0	0.00	\$0	0	0.00	\$0	0	0.00	\$0	0	0.00	\$0	0	0.00	\$0
Incline Village	0	0.00	\$0	0	0.00	\$0	0	0.00	\$0	0	0.00	\$0	0	0.00	\$0
Mesa View	0	0.00	\$0	1	6.00	\$53,739	2	2.00	\$45,540	1	1.00	\$39,315	0	0.00	\$0
Mount Grant	0	0.00	\$0	0	0.00	\$0	0	0.00	\$0	0	0.00	\$0	0	0.00	\$0
Northeastern	4	3.75	\$48,537	4	4.25	\$51,806	5	4.40	\$68,823	1	2.00	\$63,850	8	3.88	\$70,488
Nye	0	0.00	\$0	0	0.00	\$0	0	0.00	\$0	0	0.00	\$0	0	0.00	\$0
Pershing	0	0.00	\$0	0	0.00	\$0	0	0.00	\$0	0	0.00	\$0	0	0.00	\$0
South Lyon	0	0.00	\$0	0	0.00	\$0	0	0.00	\$0	0	0.00	\$0	0	0.00	\$0
William Bee Ririe	0	0.00	\$0	0	0.00	\$0	0	0.00	\$0	0	0.00	\$0	0	0.00	\$0
<b>Total</b>	<b>4</b>	<b>3.75</b>	<b>\$48,537</b>	<b>5</b>	<b>4.60</b>	<b>\$52,192</b>	<b>7</b>	<b>3.71</b>	<b>\$62,171</b>	<b>3</b>	<b>1.67</b>	<b>\$50,640</b>	<b>9</b>	<b>3.56</b>	<b>\$70,345</b>
<b>All Counties</b>	<b>1,022</b>	<b>4.25</b>	<b>\$93,686</b>	<b>972</b>	<b>4.47</b>	<b>\$105,782</b>	<b>893</b>	<b>4.58</b>	<b>\$115,910</b>	<b>922</b>	<b>4.27</b>	<b>\$116,689</b>	<b>957</b>	<b>4.50</b>	<b>\$127,578</b>

### Acute Myocardial Infarction, Discharged Alive (280-282)

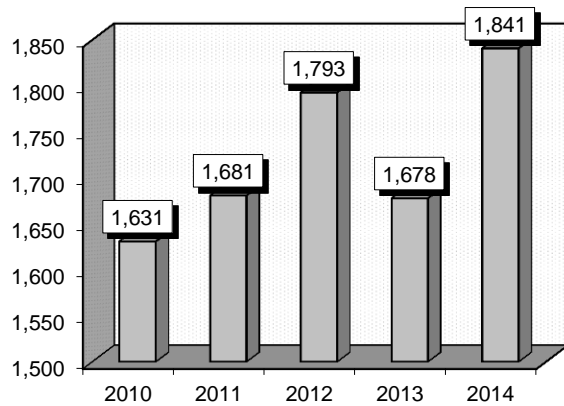
**Diagnoses:** that frequently accompanied Acute Myocardial Infarction, Discharged Alive were: 1) Subendocardial infarction (4107), 2) Congestive heart failure, unspecified (4280), 3) Coronary atherosclerosis of native coronary artery (41401), 4) Unspecified essential hypertension (4019), 5) Mixed hyperlipidemia (2722), 6) Tobacco use disorder (3051).

**Definitions:** **Subendocardial:** Beneath the endocardium. **Endocardium:** The lining of the interior surface of the heart chambers. **Myocardial infarction:** Death of the cells of an area of the heart muscle (myocardium) as a result of oxygen deprivation, which in turn is caused by obstruction of the blood supply; commonly referred to as a heart attack.

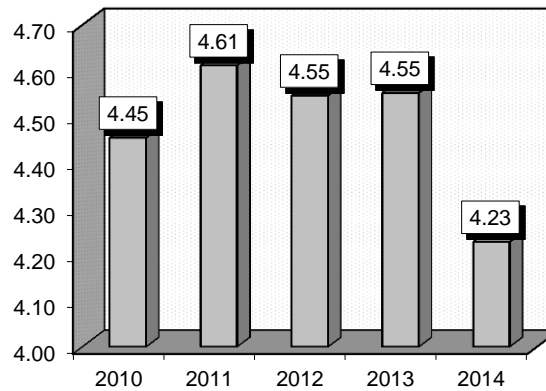
**Necrosis:** Death of cells or tissues through injury or disease, especially in a localized area of the body. **Coronary artery(s):** Either of two arteries that arise one from the left and one from the right side of the aorta immediately above the semilunar valves and supply the tissues of the heart itself. **Atherosclerosis:** The build up of a waxy plaque on the inside of blood vessels. **Hypertension:** High blood pressure. **Hyperlipidemia:** An abnormally high concentration of fats or lipids in the blood.

Gender	2010			2011			2012			2013			2014		
	Cases	Avg LOS	Avg Bill	Cases	Avg LOS	Avg Bill	Cases	Avg LOS	Avg Bill	Cases	Avg LOS	Avg Bill	Cases	Avg LOS	Avg Bill
Male	911	4.29	\$53,981	947	4.53	\$64,160	1,026	4.58	\$68,363	929	4.47	\$73,332	1,033	4.27	\$72,654
Female	720	4.66	\$54,657	734	4.71	\$61,886	767	4.50	\$61,048	749	4.65	\$69,685	808	4.18	\$67,138
Age Group	Cases	Avg LOS	Avg Bill	Cases	Avg LOS	Avg Bill	Cases	Avg LOS	Avg Bill	Cases	Avg LOS	Avg Bill	Cases	Avg LOS	Avg Bill
0-17	1	18.00	\$144,434	0	0.00	\$0	0	0.00	\$0	0	0.00	\$0	0	0.00	\$0
18-35	20	2.70	\$45,796	21	3.14	\$51,925	20	3.55	\$52,193	13	2.46	\$52,092	23	2.83	\$62,718
36-49	109	3.80	\$53,104	118	3.22	\$54,091	142	3.36	\$59,534	117	3.24	\$61,060	142	3.47	\$62,265
50-64	421	3.86	\$54,740	415	4.02	\$61,789	426	4.16	\$65,695	426	4.88	\$82,080	490	3.73	\$68,982
65+	1,080	4.77	\$54,292	1,127	5.00	\$64,834	1,205	4.84	\$65,959	1,122	4.59	\$69,101	1,186	4.55	\$71,850
<b>Total</b>	<b>1,631</b>	<b>4.45</b>	<b>\$54,279</b>	<b>1,681</b>	<b>4.61</b>	<b>\$63,167</b>	<b>1,793</b>	<b>4.55</b>	<b>\$65,234</b>	<b>1,678</b>	<b>4.55</b>	<b>\$71,704</b>	<b>1,841</b>	<b>4.23</b>	<b>\$70,233</b>

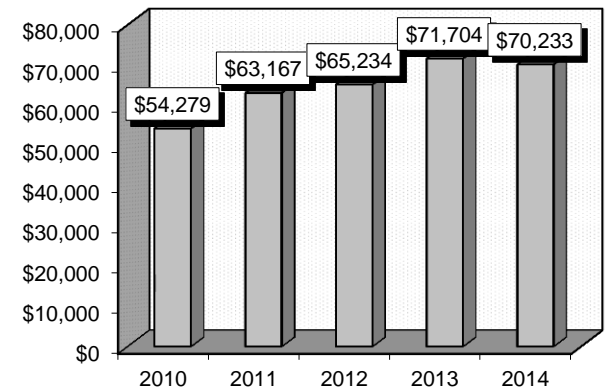
**Patient Discharges**



**Average Length of Stay**



**Average Billed Charges**



County / Hospital	2010			2011			2012			2013			2014		
	Cases	Avg LOS	Avg Bill	Cases	Avg LOS	Avg Bill	Cases	Avg LOS	Avg Bill	Cases	Avg LOS	Avg Bill	Cases	Avg LOS	Avg Bill
<b>Clark</b>															
Centennial Hills	97	3.93	\$59,084	113	4.67	\$79,146	108	4.00	\$72,628	112	3.33	\$77,925	107	4.01	\$84,934
Desert Springs	110	4.63	\$52,979	131	4.34	\$58,508	122	4.70	\$71,307	107	5.77	\$79,889	136	5.18	\$81,191
Mountain View	104	5.20	\$69,787	119	4.48	\$70,743	124	4.78	\$80,390	112	5.18	\$93,769	115	4.61	\$87,767
North Vista	50	4.24	\$65,896	60	6.18	\$84,981	62	4.68	\$61,450	75	5.75	\$71,033	76	4.30	\$63,792
Southern Hills	22	3.55	\$54,239	31	3.68	\$61,570	26	3.19	\$51,761	42	3.83	\$72,535	41	4.73	\$76,469
Spring Valley	68	4.81	\$70,398	92	3.87	\$73,007	83	4.93	\$91,763	128	5.41	\$95,497	106	4.20	\$89,746
St. Rose-Rose de Lima	66	4.73	\$59,786	69	4.00	\$53,000	74	4.55	\$69,580	69	4.06	\$78,201	66	4.06	\$81,035
St. Rose-San Martin	38	5.11	\$62,941	48	5.25	\$72,036	44	5.52	\$72,596	29	4.17	\$79,551	44	2.82	\$72,131
St. Rose-Siena	90	4.58	\$59,896	110	4.37	\$63,669	89	3.69	\$62,550	98	4.01	\$73,324	90	3.53	\$73,064
Summerlin	77	4.34	\$58,636	77	4.97	\$83,960	113	5.05	\$91,135	90	5.11	\$88,943	109	4.76	\$100,888
Sunrise	155	4.99	\$70,899	191	5.59	\$89,686	176	5.60	\$86,553	135	5.19	\$95,507	173	5.08	\$100,760
UMC	57	5.18	\$54,378	53	4.60	\$47,315	90	4.94	\$52,989	54	5.37	\$54,359	71	4.11	\$43,515
Valley	130	4.83	\$72,588	109	5.68	\$86,777	132	5.83	\$102,069	126	6.06	\$113,180	113	4.96	\$104,961
<b>Total</b>	<b>1,064</b>	<b>4.70</b>	<b>\$63,778</b>	<b>1,203</b>	<b>4.81</b>	<b>\$73,508</b>	<b>1,243</b>	<b>4.88</b>	<b>\$78,011</b>	<b>1,177</b>	<b>4.98</b>	<b>\$86,116</b>	<b>1,247</b>	<b>4.48</b>	<b>\$85,161</b>
<b>Washoe</b>															
Carson Tahoe	79	3.86	\$36,814	67	4.40	\$37,049	136	3.54	\$36,009	109	3.66	\$39,632	138	3.80	\$41,772
Northern Nevada	24	4.42	\$48,332	24	5.46	\$61,358	28	3.61	\$46,780	40	3.13	\$49,957	44	3.16	\$50,621
Renown Regional	227	5.01	\$47,146	184	4.71	\$43,037	213	4.41	\$40,289	192	3.70	\$38,946	206	4.30	\$42,511
Renown S. Meadows	17	3.88	\$32,453	9	2.67	\$27,681	10	1.90	\$19,280	11	1.91	\$21,939	13	2.85	\$28,068
Saint Mary's	88	3.41	\$27,777	84	4.69	\$38,471	84	3.61	\$33,515	95	3.97	\$35,412	102	3.66	\$34,323
Sierra Surgery	0	0.00	\$0	0	0.00	\$0	0	0.00	\$0	0	0.00	\$0	0	0.00	\$0
<b>Total</b>	<b>435</b>	<b>4.40</b>	<b>\$40,842</b>	<b>368</b>	<b>4.65</b>	<b>\$41,724</b>	<b>471</b>	<b>3.92</b>	<b>\$37,785</b>	<b>447</b>	<b>3.65</b>	<b>\$38,929</b>	<b>503</b>	<b>3.89</b>	<b>\$40,984</b>
<b>Rural</b>															
Battle Mountain	2	3.50	\$6,890	0	0.00	\$0	2	3.00	\$13,576	1	2.00	\$4,069	0	0.00	\$0
Boulder City	4	8.50	\$14,297	2	1.00	\$5,414	3	7.00	\$29,073	3	5.67	\$23,931	7	3.00	\$19,752
Carson Valley	8	1.38	\$10,430	6	2.17	\$14,151	5	1.60	\$10,652	4	2.00	\$16,226	2	2.50	\$12,572
Churchill	8	2.13	\$11,213	8	1.75	\$11,663	12	3.67	\$21,378	7	3.14	\$15,474	1	7.00	\$26,290
Desert View	27	2.59	\$14,779	16	2.00	\$11,913	2	2.00	\$11,430	2	1.00	\$4,335	44	2.39	\$21,566
Grover C. Dils	0	0.00	\$0	1	4.00	\$6,939	0	0.00	\$0	1	3.00	\$11,782	0	0.00	\$0
Humboldt	4	2.75	\$7,916	5	1.60	\$20,840	3	1.67	\$7,408	3	3.33	\$23,852	0	0.00	\$0
Incline Village	0	0.00	\$0	0	0.00	\$0	0	0.00	\$0	0	0.00	\$0	0	0.00	\$0
Mesa View	17	1.12	\$6,195	18	2.00	\$11,705	5	2.20	\$13,908	2	1.00	\$6,109	1	1.00	\$9,203
Mount Grant	3	4.33	\$15,175	4	4.25	\$15,020	0	0.00	\$0	0	0.00	\$0	0	0.00	\$0
Northeastern	50	2.92	\$39,086	41	2.41	\$36,366	36	3.28	\$43,358	31	2.52	\$38,906	33	2.82	\$39,895
Nye	0	0.00	\$0	3	2.33	\$12,385	4	2.00	\$9,325	0	0.00	\$0	0	0.00	\$0
Pershing	0	0.00	\$0	0	0.00	\$0	0	0.00	\$0	0	0.00	\$0	1	1.00	\$2,967
South Lyon	4	3.25	\$11,513	2	1.00	\$11,000	1	1.00	\$3,499	0	0.00	\$0	0	0.00	\$0
William Bee Ririe	5	2.80	\$15,346	4	4.25	\$21,744	6	3.33	\$9,890	0	0.00	\$0	2	1.50	\$10,439
<b>Total</b>	<b>132</b>	<b>2.69</b>	<b>\$21,990</b>	<b>110</b>	<b>2.28</b>	<b>\$21,806</b>	<b>79</b>	<b>3.11</b>	<b>\$27,846</b>	<b>54</b>	<b>2.67</b>	<b>\$28,878</b>	<b>91</b>	<b>2.59</b>	<b>\$27,343</b>
<b>All Counties</b>	<b>1,631</b>	<b>4.45</b>	<b>\$54,279</b>	<b>1,681</b>	<b>4.61</b>	<b>\$63,167</b>	<b>1,793</b>	<b>4.55</b>	<b>\$65,234</b>	<b>1,678</b>	<b>4.55</b>	<b>\$71,704</b>	<b>1,841</b>	<b>4.23</b>	<b>\$70,233</b>

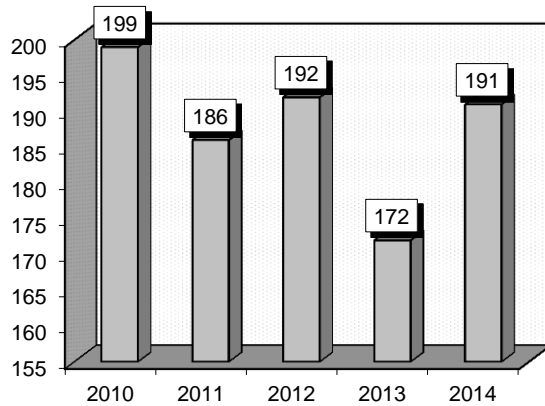
### Acute Myocardial Infarction, Expired (283-285)

**Diagnoses:** that frequently accompanied Acute Myocardial Infarction, Expired were: 1) Acute respiratory failure (51881), 2) Subendocardial infarction (4107), 3) Congestive heart failure, unspecified (4280), 4) Coronary atherosclerosis of native coronary artery (41401), 5) Cardiac arrest (4275), 6) Unspecified essential hypertension (4019), 7) Atrial fibrillation (42731), 8) Diabetes mellitus without mention of complication, type II or unspecified type, not stated as uncontrolled (25000).

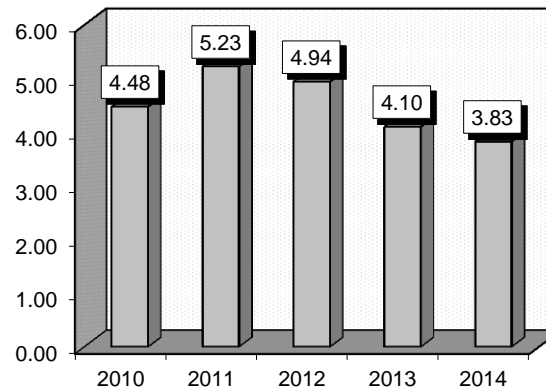
**Definitions:** **Subendocardial:** Beneath the endocardium. **Endocardium:** The lining of the interior surface of the heart chambers. **Myocardial infarction:** Death of the cells of an area of the heart muscle (myocardium) as a result of oxygen deprivation, which in turn is caused by obstruction of the blood supply; commonly referred to as a heart attack. **Necrosis:** Death of cells or tissues through injury or disease, especially in a localized area of the body. **Coronary artery(s):** Either of two arteries that arise one from the left and one from the right side of the aorta immediately above the semilunar valves and supply the tissues of the heart itself. **Atherosclerosis:** The build up of a waxy plaque on the inside of blood vessels. **Hypertension:** High blood pressure. **Atrial fibrillation:** An irregular and often very fast heart rate. The heart's two upper chambers (the atria) beat chaotically and irregularly - out of coordination with the two lower chambers (the ventricles) of the heart.

Gender	2010			2011			2012			2013			2014		
	Cases	Avg LOS	Avg Bill	Cases	Avg LOS	Avg Bill	Cases	Avg LOS	Avg Bill	Cases	Avg LOS	Avg Bill	Cases	Avg LOS	Avg Bill
Male	116	4.43	\$74,652	101	5.13	\$93,927	122	5.01	\$92,730	96	4.18	\$96,090	111	3.50	\$91,045
Female	83	4.54	\$64,321	85	5.34	\$83,949	70	4.83	\$96,257	76	4.01	\$78,963	80	4.28	\$93,942
Age Group	Cases	Avg LOS	Avg Bill	Cases	Avg LOS	Avg Bill	Cases	Avg LOS	Avg Bill	Cases	Avg LOS	Avg Bill	Cases	Avg LOS	Avg Bill
0-17	0	0.00	\$0	0	0.00	\$0	0	0.00	\$0	0	0.00	\$0	1	2.00	\$117,213
18-35	1	1.00	\$15,455	2	4.00	\$72,189	0	0.00	\$0	0	0.00	\$0	1	1.00	\$19,637
36-49	7	5.00	\$83,741	8	2.00	\$59,262	8	3.50	\$87,192	4	11.00	\$185,578	5	1.80	\$62,391
50-64	35	4.43	\$78,286	27	5.74	\$111,251	35	5.11	\$118,395	29	3.17	\$87,715	33	4.18	\$118,601
65+	156	4.49	\$68,312	149	5.32	\$87,249	149	4.98	\$88,656	139	4.10	\$85,898	151	3.85	\$87,806
<b>Total</b>	<b>199</b>	<b>4.48</b>	<b>\$70,343</b>	<b>186</b>	<b>5.23</b>	<b>\$89,367</b>	<b>192</b>	<b>4.94</b>	<b>\$94,016</b>	<b>172</b>	<b>4.10</b>	<b>\$88,522</b>	<b>191</b>	<b>3.83</b>	<b>\$92,258</b>

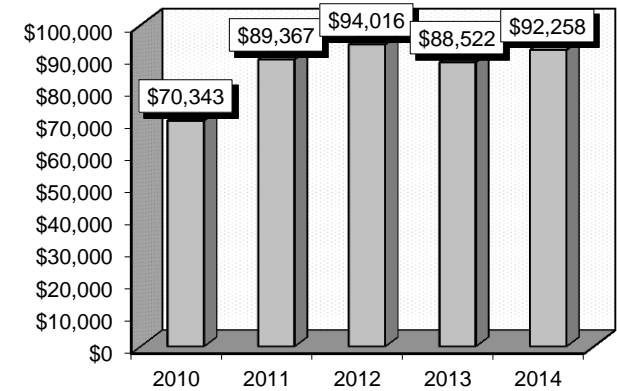
**Patient Discharges**



**Average Length of Stay**



**Average Billed Charges**



County / Hospital	2010			2011			2012			2013			2014		
	Cases	Avg LOS	Avg Bill	Cases	Avg LOS	Avg Bill	Cases	Avg LOS	Avg Bill	Cases	Avg LOS	Avg Bill	Cases	Avg LOS	Avg Bill
<b>Clark</b>															
Centennial Hills	2	11.50	\$143,095	7	2.29	\$76,788	11	5.82	\$129,373	2	1.50	\$45,945	5	2.20	\$92,688
Desert Springs	23	3.91	\$62,750	20	6.20	\$102,425	20	3.20	\$85,421	20	4.75	\$95,352	15	4.60	\$115,003
Mountain View	11	3.45	\$84,011	13	3.62	\$81,688	11	4.91	\$118,402	14	2.57	\$62,817	16	4.25	\$126,950
North Vista	2	1.00	\$73,155	6	7.33	\$164,886	0	0.00	\$0	2	3.00	\$53,111	9	3.67	\$94,625
Southern Hills	1	1.00	\$12,639	1	1.00	\$18,509	4	7.50	\$149,082	6	3.00	\$93,692	3	1.33	\$70,414
Spring Valley	11	5.73	\$113,626	8	7.50	\$123,049	16	4.13	\$87,598	7	3.29	\$109,507	12	3.25	\$122,896
St. Rose-Rose de Lima	1	6.00	\$46,797	3	5.67	\$118,150	3	3.33	\$83,610	4	7.25	\$94,750	9	3.33	\$102,033
St. Rose-San Martin	8	5.75	\$85,051	3	2.00	\$51,634	2	6.50	\$121,812	5	2.60	\$49,231	4	6.00	\$93,838
St. Rose-Siena	15	2.47	\$47,781	13	4.38	\$80,117	14	6.93	\$116,417	17	2.94	\$93,989	16	2.81	\$81,570
Summerlin	4	8.25	\$116,746	10	4.70	\$144,110	5	3.60	\$70,062	8	2.50	\$103,171	7	8.14	\$194,417
Sunrise	18	4.78	\$107,339	17	6.65	\$120,641	19	4.74	\$135,321	12	5.58	\$158,224	18	5.06	\$135,214
UMC	1	7.00	\$98,803	2	4.50	\$62,536	10	12.00	\$109,416	5	12.80	\$192,004	4	2.25	\$58,935
Valley	26	3.96	\$100,764	22	5.18	\$124,363	24	4.29	\$116,894	17	4.53	\$139,504	16	3.44	\$119,202
<b>Total</b>	<b>123</b>	<b>4.35</b>	<b>\$86,374</b>	<b>125</b>	<b>5.24</b>	<b>\$108,353</b>	<b>139</b>	<b>5.24</b>	<b>\$110,627</b>	<b>119</b>	<b>4.21</b>	<b>\$105,814</b>	<b>134</b>	<b>3.99</b>	<b>\$114,133</b>
<b>Washoe</b>															
Carson Tahoe	14	4.00	\$36,994	10	4.90	\$62,558	10	4.20	\$44,866	10	2.90	\$29,585	8	4.75	\$42,201
Northern Nevada	3	2.33	\$36,701	0	0.00	\$0	4	4.00	\$61,293	5	4.60	\$85,670	2	1.00	\$27,514
Renown Regional	34	7.47	\$67,475	33	6.55	\$62,530	27	4.78	\$64,455	26	4.58	\$60,048	31	3.16	\$48,097
Renown S. Meadows	2	1.50	\$27,523	1	11.00	\$75,998	0	0.00	\$0	1	3.00	\$27,329	0	0.00	\$0
Saint Mary's	10	1.40	\$23,064	8	2.38	\$24,973	5	2.80	\$26,772	9	2.44	\$32,896	9	3.44	\$25,947
Sierra Surgery	0	0.00	\$0	0	0.00	\$0	0	0.00	\$0	0	0.00	\$0	0	0.00	\$0
<b>Total</b>	<b>63</b>	<b>5.30</b>	<b>\$50,919</b>	<b>52</b>	<b>5.67</b>	<b>\$57,017</b>	<b>46</b>	<b>4.37</b>	<b>\$55,825</b>	<b>51</b>	<b>3.84</b>	<b>\$51,153</b>	<b>50</b>	<b>3.38</b>	<b>\$42,343</b>
<b>Rural</b>															
Battle Mountain	0	0.00	\$0	0	0.00	\$0	0	0.00	\$0	0	0.00	\$0	0	0.00	\$0
Boulder City	0	0.00	\$0	0	0.00	\$0	0	0.00	\$0	0	0.00	\$0	1	4.00	\$22,876
Carson Valley	1	1.00	\$9,315	2	1.00	\$10,250	1	1.00	\$2,142	0	0.00	\$0	1	1.00	\$7,528
Churchill	2	1.00	\$7,279	1	2.00	\$20,677	2	4.00	\$16,509	0	0.00	\$0	2	8.00	\$40,342
Desert View	3	1.67	\$9,963	0	0.00	\$0	0	0.00	\$0	0	0.00	\$0	0	0.00	\$0
Grover C. Dils	0	0.00	\$0	0	0.00	\$0	0	0.00	\$0	0	0.00	\$0	0	0.00	\$0
Humboldt	0	0.00	\$0	0	0.00	\$0	0	0.00	\$0	0	0.00	\$0	0	0.00	\$0
Incline Village	0	0.00	\$0	0	0.00	\$0	0	0.00	\$0	0	0.00	\$0	0	0.00	\$0
Mesa View	1	1.00	\$7,483	2	1.50	\$5,783	1	3.00	\$12,573	0	0.00	\$0	0	0.00	\$0
Mount Grant	0	0.00	\$0	0	0.00	\$0	0	0.00	\$0	0	0.00	\$0	0	0.00	\$0
Northeastern	5	2.40	\$19,909	1	1.00	\$17,873	2	2.50	\$25,866	0	0.00	\$0	3	2.00	\$33,100
Nye	1	1.00	\$5,626	0	0.00	\$0	0	0.00	\$0	0	0.00	\$0	0	0.00	\$0
Pershing	0	0.00	\$0	0	0.00	\$0	0	0.00	\$0	0	0.00	\$0	0	0.00	\$0
South Lyon	0	0.00	\$0	0	0.00	\$0	0	0.00	\$0	0	0.00	\$0	0	0.00	\$0
William Bee Ririe	0	0.00	\$0	3	4.67	\$14,253	1	2.00	\$6,418	2	4.50	\$12,551	0	0.00	\$0
<b>Total</b>	<b>13</b>	<b>1.69</b>	<b>\$12,801</b>	<b>9</b>	<b>2.44</b>	<b>\$12,597</b>	<b>7</b>	<b>2.71</b>	<b>\$15,126</b>	<b>2</b>	<b>4.50</b>	<b>\$12,551</b>	<b>7</b>	<b>3.86</b>	<b>\$30,055</b>
<b>All Counties</b>	<b>199</b>	<b>4.48</b>	<b>\$70,343</b>	<b>186</b>	<b>5.23</b>	<b>\$89,367</b>	<b>192</b>	<b>4.94</b>	<b>\$94,016</b>	<b>172</b>	<b>4.10</b>	<b>\$88,522</b>	<b>191</b>	<b>3.83</b>	<b>\$92,258</b>

### Heart Failure & Shock (291-293)

**Diagnoses:** that frequently accompanied Heart Failure & Shock were: 1) Pneumonia, organism unspecified (486), 2) Atrial fibrillation (42731), 3) Diabetes mellitus without mention of complication, type II or unspecified type, not stated as uncontrolled (25000), 4) Unspecified essential hypertension (4019), 5) Other and unspecified hyperlipidemia (2724), 6) Acute kidney failure, unspecified (5849), 7) Coronary atherosclerosis of native coronary artery (41401).

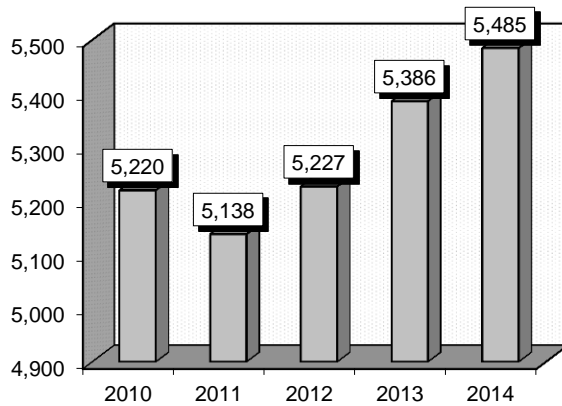
**Definitions:** **Hypertension:** High blood pressure. **Atrial fibrillation:** An irregular and often very fast heart rate. The heart's two upper chambers (the atria) beat chaotically and irregularly - out of coordination with the two lower chambers (the ventricles) of the heart. **Congestive heart failure:** Inability of the heart to keep up with the demands on it, with failure of the heart to pump blood with normal efficiency. **Shock:** A state characterized by inadequacy of blood flow throughout the body to the extent that damage occurs to the cells of the tissues; if the shock is prolonged, the cardiovascular system itself becomes damaged and begins to deteriorate, resulting in a vicious cycle that leads to death.

**Hypertensive heart disease:** High blood pressure resulting in a disease of the heart. **Atherosclerosis:** The build up of a waxy plaque on the inside of blood vessels.

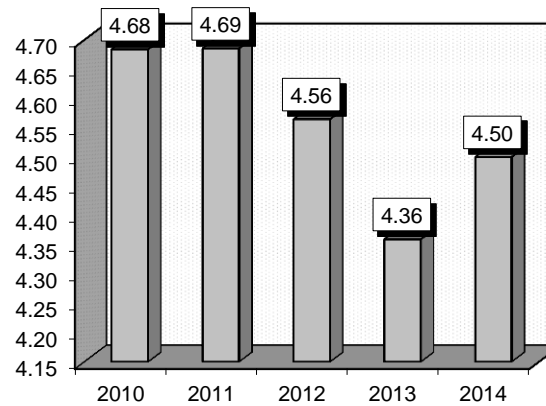
**Hyperlipidemia:** An abnormally high concentration of fats or lipids in the blood.

Gender	2010			2011			2012			2013			2014		
	Cases	Avg LOS	Avg Bill	Cases	Avg LOS	Avg Bill	Cases	Avg LOS	Avg Bill	Cases	Avg LOS	Avg Bill	Cases	Avg LOS	Avg Bill
Male	2,902	4.54	\$40,832	2,831	4.73	\$45,050	2,962	4.53	\$46,769	3,170	4.27	\$47,686	3,266	4.37	\$52,174
Female	2,318	4.87	\$41,903	2,307	4.64	\$45,223	2,265	4.60	\$48,612	2,216	4.49	\$50,012	2,219	4.69	\$53,835
Age Group	Cases	Avg LOS	Avg Bill	Cases	Avg LOS	Avg Bill	Cases	Avg LOS	Avg Bill	Cases	Avg LOS	Avg Bill	Cases	Avg LOS	Avg Bill
0-17	4	15.75	\$97,484	7	3.14	\$51,177	3	2.00	\$12,683	9	4.67	\$61,927	7	5.57	\$74,412
18-35	93	6.53	\$47,383	100	3.93	\$37,421	111	4.11	\$42,739	134	4.37	\$43,903	122	4.81	\$49,158
36-49	430	4.57	\$42,892	379	4.41	\$41,951	438	5.04	\$44,660	483	4.01	\$42,801	525	4.11	\$49,029
50-64	1,179	4.88	\$43,240	1,121	5.02	\$47,803	1,229	4.69	\$50,858	1,251	4.32	\$48,647	1,373	4.61	\$53,954
65+	3,514	4.57	\$40,240	3,531	4.63	\$44,825	3,446	4.48	\$46,949	3,509	4.42	\$49,593	3,458	4.50	\$53,072
<b>Total</b>	<b>5,220</b>	<b>4.68</b>	<b>\$41,307</b>	<b>5,138</b>	<b>4.69</b>	<b>\$45,128</b>	<b>5,227</b>	<b>4.56</b>	<b>\$47,568</b>	<b>5,386</b>	<b>4.36</b>	<b>\$48,643</b>	<b>5,485</b>	<b>4.50</b>	<b>\$52,846</b>

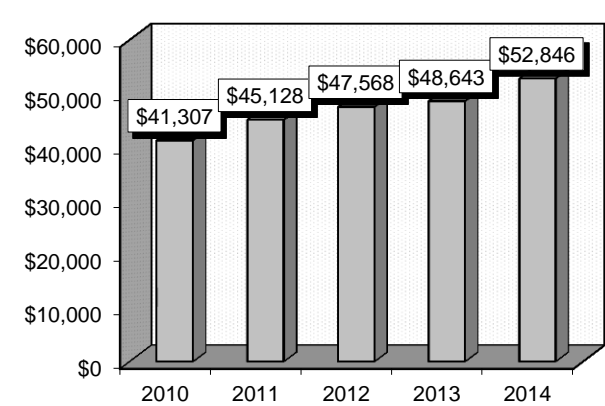
**Patient Discharges**



**Average Length of Stay**



**Average Billed Charges**



County / Hospital	2010			2011			2012			2013			2014		
	Cases	Avg LOS	Avg Bill	Cases	Avg LOS	Avg Bill	Cases	Avg LOS	Avg Bill	Cases	Avg LOS	Avg Bill	Cases	Avg LOS	Avg Bill
<b>Clark</b>															
Centennial Hills	193	5.23	\$52,895	165	4.45	\$55,685	178	5.20	\$66,490	184	4.08	\$59,630	250	4.30	\$67,733
Desert Springs	309	5.11	\$46,775	295	4.77	\$48,304	309	5.34	\$63,347	294	4.64	\$57,663	344	5.55	\$70,052
Mountain View	369	5.22	\$52,988	418	4.95	\$55,267	389	5.33	\$69,013	486	5.34	\$70,194	469	5.19	\$72,679
North Vista	244	5.87	\$59,553	237	5.86	\$56,578	192	5.41	\$49,994	273	5.02	\$47,080	289	4.96	\$45,739
Southern Hills	104	4.54	\$46,098	94	4.93	\$54,483	101	4.50	\$56,446	104	4.63	\$62,918	130	5.53	\$68,872
Spring Valley	196	4.06	\$46,684	205	4.00	\$50,536	204	5.04	\$64,694	243	3.89	\$54,619	236	4.16	\$65,759
St. Rose-Rose de Lima	204	4.31	\$38,790	198	5.07	\$47,846	184	4.18	\$46,562	173	3.73	\$42,426	167	3.62	\$48,219
St. Rose-San Martin	174	4.79	\$42,355	178	5.07	\$53,443	168	4.41	\$48,772	166	4.43	\$46,361	187	4.44	\$49,520
St. Rose-Siena	317	4.27	\$39,739	291	4.98	\$49,590	310	4.72	\$49,560	358	4.10	\$49,261	323	4.33	\$54,418
Summerlin	288	4.45	\$46,185	331	5.63	\$66,557	313	5.05	\$67,773	329	5.15	\$72,176	325	5.19	\$76,947
Sunrise	401	5.00	\$56,734	419	4.84	\$59,396	478	3.78	\$53,585	522	4.45	\$63,247	493	4.24	\$65,658
UMC	541	5.25	\$36,932	486	4.72	\$33,016	577	4.63	\$35,921	468	4.24	\$33,267	453	4.32	\$33,896
Valley	444	4.56	\$51,564	370	4.66	\$56,247	325	5.13	\$65,378	337	4.57	\$66,866	379	4.65	\$72,700
<b>Total</b>	<b>3,784</b>	<b>4.87</b>	<b>\$47,436</b>	<b>3,687</b>	<b>4.92</b>	<b>\$52,243</b>	<b>3,728</b>	<b>4.79</b>	<b>\$55,708</b>	<b>3,937</b>	<b>4.55</b>	<b>\$56,450</b>	<b>4,045</b>	<b>4.67</b>	<b>\$61,306</b>
<b>Washoe</b>															
Carson Tahoe	262	4.23	\$27,445	301	4.37	\$28,941	264	4.10	\$29,769	226	3.66	\$26,798	229	3.99	\$30,060
Northern Nevada	68	4.06	\$36,335	59	3.78	\$39,608	60	3.83	\$41,345	62	3.34	\$37,789	52	3.19	\$39,324
Renown Regional	405	4.78	\$31,257	415	4.60	\$32,453	480	4.81	\$32,913	458	4.32	\$31,793	433	4.13	\$31,419
Renown S. Meadows	55	3.16	\$25,256	56	3.05	\$25,226	53	3.34	\$25,907	70	3.46	\$27,042	60	3.33	\$25,577
Saint Mary's	256	4.18	\$24,094	237	4.25	\$27,404	278	3.84	\$25,469	311	3.89	\$25,414	324	4.84	\$30,782
Sierra Surgery	0	0.00	\$0	0	0.00	\$0	0	0.00	\$0	0	0.00	\$0	0	0.00	\$0
<b>Total</b>	<b>1,046</b>	<b>4.36</b>	<b>\$28,563</b>	<b>1,068</b>	<b>4.33</b>	<b>\$30,359</b>	<b>1,135</b>	<b>4.29</b>	<b>\$30,477</b>	<b>1,127</b>	<b>3.96</b>	<b>\$29,066</b>	<b>1,098</b>	<b>4.22</b>	<b>\$31,002</b>
<b>Rural</b>															
Battle Mountain	0	0.00	\$0	2	1.50	\$2,814	6	2.17	\$3,016	1	3.00	\$4,238	2	1.00	\$3,823
Boulder City	27	4.19	\$8,560	20	3.85	\$7,466	19	2.84	\$9,452	30	3.90	\$17,743	25	4.48	\$23,860
Carson Valley	27	3.22	\$24,659	31	3.16	\$24,040	23	3.09	\$22,866	23	2.48	\$19,841	23	2.39	\$15,543
Churchill	63	4.59	\$21,401	53	4.49	\$21,306	49	3.76	\$18,561	51	4.35	\$22,666	52	4.52	\$25,297
Desert View	72	3.07	\$15,972	79	3.11	\$17,304	67	2.97	\$18,021	62	3.39	\$23,734	65	2.65	\$22,398
Grover C. Dils	14	2.79	\$6,792	15	2.60	\$5,803	20	3.10	\$6,565	7	4.43	\$9,826	7	3.29	\$3,623
Humboldt	16	10.44	\$16,249	24	4.00	\$22,608	22	4.09	\$32,049	16	2.31	\$18,742	17	4.18	\$23,528
Incline Village	0	0.00	\$0	0	0.00	\$0	0	0.00	\$0	0	0.00	\$0	0	0.00	\$0
Mesa View	26	2.65	\$14,805	34	2.24	\$13,254	25	2.64	\$15,167	26	2.58	\$14,640	34	3.06	\$16,979
Mount Grant	43	3.65	\$11,540	19	5.37	\$17,531	25	3.36	\$11,233	15	5.20	\$17,388	13	3.62	\$13,913
Northeastern	39	2.79	\$23,962	49	3.10	\$27,334	54	2.81	\$27,659	65	3.35	\$31,599	80	3.46	\$32,913
Nye	15	2.33	\$8,951	18	2.06	\$9,936	12	3.25	\$11,826	0	0.00	\$0	0	0.00	\$0
Pershing	4	4.75	\$19,190	3	3.67	\$11,623	3	3.67	\$11,679	1	4.00	\$18,488	1	2.00	\$8,070
South Lyon	21	2.86	\$8,927	16	3.19	\$9,513	14	2.71	\$7,843	11	3.09	\$7,451	6	3.00	\$8,591
William Bee Ririe	23	3.70	\$12,447	20	3.60	\$15,286	25	2.32	\$9,916	14	2.79	\$14,927	17	3.06	\$13,416
<b>Total</b>	<b>390</b>	<b>3.72</b>	<b>\$16,027</b>	<b>383</b>	<b>3.39</b>	<b>\$17,809</b>	<b>364</b>	<b>3.08</b>	<b>\$17,486</b>	<b>322</b>	<b>3.47</b>	<b>\$21,720</b>	<b>342</b>	<b>3.42</b>	<b>\$22,916</b>
<b>All Counties</b>	<b>5,220</b>	<b>4.68</b>	<b>\$41,307</b>	<b>5,138</b>	<b>4.69</b>	<b>\$45,128</b>	<b>5,227</b>	<b>4.56</b>	<b>\$47,568</b>	<b>5,386</b>	<b>4.36</b>	<b>\$48,643</b>	<b>5,485</b>	<b>4.50</b>	<b>\$52,846</b>

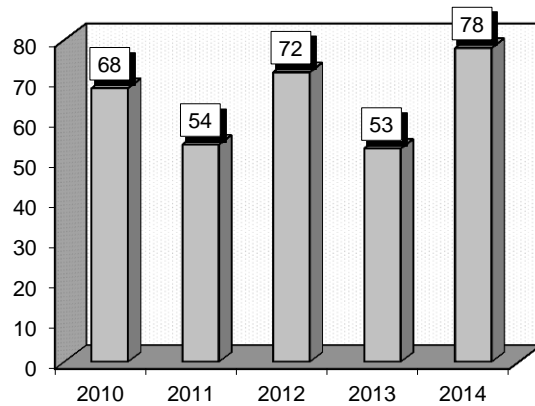
### Cardiac Arrest, Unexplained (296-298)

**Diagnoses:** that frequently accompanied Cardiac Arrest, Unexplained were: 1) Acute respiratory failure (51881), 2) Anoxic brain damage (3481), 3) Unspecified essential hypertension (4019), 4) Acidosis (2762), 5) Acute kidney failure, unspecified (5849), 6) Atrial fibrillation (42731).

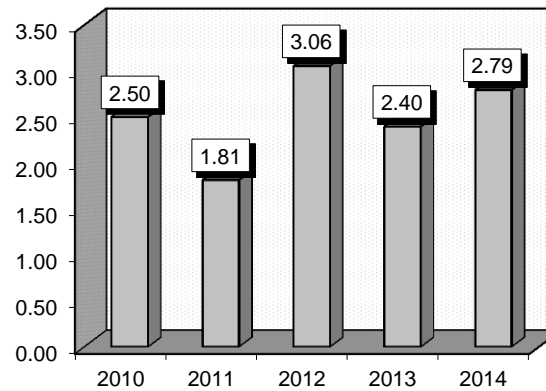
**Definitions:** **Hypertension:** High blood pressure. **Acidosis:** The accumulation of acid and hydrogen ions or depletion of the alkaline reserve (bicarbonate content) in the blood and body tissues, resulting in a decrease in pH. **Axon:** The single process of a nerve cell that under normal conditions conducts nervous impulses away from the cell body and its remaining processes (dendrites). **Congestive heart failure:** Inability of the heart to keep up with the demands on it, with failure of the heart to pump blood with normal efficiency. **Shock:** A state characterized by inadequacy of blood flow throughout the body to the extent that damage occurs to the cells of the tissues; if the shock is prolonged, the cardiovascular system itself becomes damaged and begins to deteriorate, resulting in a vicious cycle that leads to death. **Atherosclerosis:** The build up of a waxy plaque on the inside of blood vessels.

Gender	2010			2011			2012			2013			2014		
	Cases	Avg LOS	Avg Bill	Cases	Avg LOS	Avg Bill	Cases	Avg LOS	Avg Bill	Cases	Avg LOS	Avg Bill	Cases	Avg LOS	Avg Bill
Male	42	2.50	\$45,287	34	1.76	\$48,189	43	3.77	\$60,901	34	2.59	\$59,671	45	2.84	\$68,800
Female	26	2.50	\$48,686	20	1.90	\$43,378	29	2.00	\$56,944	19	2.05	\$46,079	33	2.73	\$62,649
Age Group	Cases	Avg LOS	Avg Bill	Cases	Avg LOS	Avg Bill	Cases	Avg LOS	Avg Bill	Cases	Avg LOS	Avg Bill	Cases	Avg LOS	Avg Bill
0-17	2	1.00	\$18,076	4	1.25	\$27,238	2	1.50	\$46,597	3	2.33	\$43,303	2	4.00	\$63,528
18-35	5	2.00	\$48,852	3	1.33	\$58,453	4	1.25	\$40,851	3	2.33	\$52,828	6	1.50	\$64,781
36-49	3	1.00	\$35,805	4	1.50	\$50,006	9	2.33	\$55,938	4	1.25	\$56,888	6	3.83	\$110,989
50-64	22	2.95	\$63,580	13	1.92	\$47,167	21	5.67	\$84,199	10	5.40	\$117,149	23	3.30	\$74,169
65+	36	2.50	\$38,370	30	1.93	\$46,950	36	2.00	\$48,387	33	1.64	\$36,875	41	2.49	\$55,509
<b>Total</b>	<b>68</b>	<b>2.50</b>	<b>\$46,587</b>	<b>54</b>	<b>1.81</b>	<b>\$46,407</b>	<b>72</b>	<b>3.06</b>	<b>\$59,307</b>	<b>53</b>	<b>2.40</b>	<b>\$54,798</b>	<b>78</b>	<b>2.79</b>	<b>\$66,198</b>

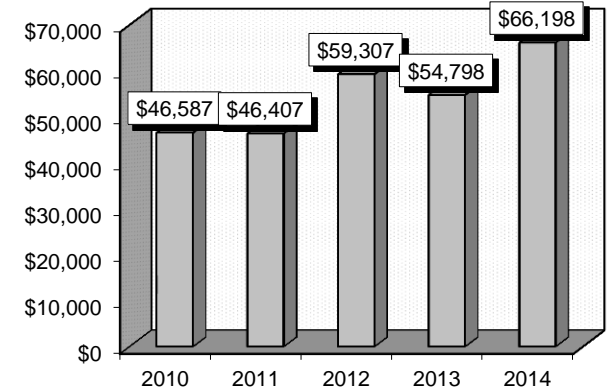
Patient Discharges



Average Length of Stay



Average Billed Charges





County / Hospital	2010			2011			2012			2013			2014		
	Cases	Avg LOS	Avg Bill	Cases	Avg LOS	Avg Bill	Cases	Avg LOS	Avg Bill	Cases	Avg LOS	Avg Bill	Cases	Avg LOS	Avg Bill
<b>Clark</b>															
Centennial Hills	4	1.25	\$32,435	1	3.00	\$83,048	1	2.00	\$102,668	1	1.00	\$25,114	2	1.50	\$31,483
Desert Springs	3	2.67	\$42,448	4	3.25	\$108,201	8	2.00	\$56,095	3	1.00	\$35,577	3	4.00	\$78,499
Mountain View	2	1.00	\$31,163	4	1.00	\$23,713	2	1.50	\$24,137	4	1.00	\$23,755	6	1.33	\$57,656
North Vista	4	1.00	\$26,554	1	1.00	\$2,682	4	3.50	\$61,178	1	1.00	\$29,631	4	1.25	\$47,411
Southern Hills	1	1.00	\$42,735	4	1.00	\$34,833	1	1.00	\$21,738	0	0.00	\$0	1	1.00	\$14,529
Spring Valley	2	1.00	\$20,325	4	1.75	\$62,853	4	15.25	\$51,092	1	1.00	\$55,042	1	9.00	\$260,627
St. Rose-Rose de Lima	2	2.00	\$57,897	1	1.00	\$18,794	2	1.00	\$23,436	1	1.00	\$16,535	3	4.67	\$119,693
St. Rose-San Martin	0	0.00	\$0	1	1.00	\$13,157	2	1.00	\$18,213	1	19.00	\$477,036	2	2.00	\$63,649
St. Rose-Siena	6	3.33	\$50,132	3	2.33	\$59,230	7	1.43	\$29,315	7	1.29	\$40,907	9	2.11	\$54,739
Summerlin	2	2.00	\$89,669	1	3.00	\$87,279	4	3.00	\$119,269	1	1.00	\$50,915	5	5.20	\$96,855
Sunrise	8	4.63	\$97,572	9	1.44	\$40,907	8	1.63	\$51,585	6	3.17	\$95,071	7	1.29	\$74,903
UMC	8	4.00	\$74,881	6	1.33	\$45,810	1	2.00	\$110,294	3	2.67	\$71,778	8	3.50	\$63,863
Valley	6	1.50	\$30,572	3	2.67	\$78,315	4	5.00	\$194,046	1	1.00	\$32,198	3	2.00	\$69,869
<b>Total</b>	<b>48</b>	<b>2.67</b>	<b>\$55,583</b>	<b>42</b>	<b>1.74</b>	<b>\$51,881</b>	<b>48</b>	<b>3.29</b>	<b>\$65,318</b>	<b>30</b>	<b>2.27</b>	<b>\$65,344</b>	<b>54</b>	<b>2.67</b>	<b>\$70,691</b>
<b>Washoe</b>															
Carson Tahoe	2	2.50	\$31,438	1	1.00	\$29,320	5	3.60	\$61,850	1	4.00	\$61,838	5	3.20	\$65,809
Northern Nevada	0	0.00	\$0	0	0.00	\$0	1	1.00	\$14,917	0	0.00	\$0	1	5.00	\$121,005
Renown Regional	7	1.57	\$39,691	4	1.25	\$27,109	11	2.27	\$51,454	13	2.00	\$44,796	11	3.36	\$63,287
Renown S. Meadows	0	0.00	\$0	0	0.00	\$0	0	0.00	\$0	1	1.00	\$33,129	0	0.00	\$0
Saint Mary's	1	1.00	\$22,264	1	2.00	\$83,194	2	5.00	\$91,321	0	0.00	\$0	2	1.00	\$21,860
Sierra Surgery	0	0.00	\$0	0	0.00	\$0	0	0.00	\$0	0	0.00	\$0	0	0.00	\$0
<b>Total</b>	<b>10</b>	<b>1.70</b>	<b>\$36,298</b>	<b>6</b>	<b>1.33</b>	<b>\$36,825</b>	<b>19</b>	<b>2.84</b>	<b>\$56,463</b>	<b>15</b>	<b>2.07</b>	<b>\$45,154</b>	<b>19</b>	<b>3.16</b>	<b>\$62,628</b>
<b>Rural</b>															
Battle Mountain	0	0.00	\$0	0	0.00	\$0	0	0.00	\$0	0	0.00	\$0	0	0.00	\$0
Boulder City	1	1.00	\$11,789	0	0.00	\$0	0	0.00	\$0	0	0.00	\$0	0	0.00	\$0
Carson Valley	1	1.00	\$7,788	3	1.00	\$3,334	1	1.00	\$20,060	2	8.00	\$83,791	1	2.00	\$14,537
Churchill	0	0.00	\$0	0	0.00	\$0	0	0.00	\$0	0	0.00	\$0	0	0.00	\$0
Desert View	4	3.50	\$17,359	2	6.50	\$41,005	2	2.50	\$15,200	1	6.00	\$39,324	3	3.67	\$38,193
Grover C. Dils	0	0.00	\$0	0	0.00	\$0	0	0.00	\$0	0	0.00	\$0	0	0.00	\$0
Humboldt	0	0.00	\$0	1	1.00	\$14,015	0	0.00	\$0	0	0.00	\$0	0	0.00	\$0
Incline Village	0	0.00	\$0	0	0.00	\$0	0	0.00	\$0	0	0.00	\$0	0	0.00	\$0
Mesa View	0	0.00	\$0	0	0.00	\$0	2	1.00	\$5,812	0	0.00	\$0	0	0.00	\$0
Mount Grant	0	0.00	\$0	0	0.00	\$0	0	0.00	\$0	0	0.00	\$0	0	0.00	\$0
Northeastern	1	1.00	\$11,523	0	0.00	\$0	0	0.00	\$0	2	1.00	\$18,265	1	1.00	\$27,050
Nye	1	1.00	\$13,273	0	0.00	\$0	0	0.00	\$0	0	0.00	\$0	0	0.00	\$0
Pershing	2	3.50	\$11,570	0	0.00	\$0	0	0.00	\$0	0	0.00	\$0	0	0.00	\$0
South Lyon	0	0.00	\$0	0	0.00	\$0	0	0.00	\$0	0	0.00	\$0	0	0.00	\$0
William Bee Ririe	0	0.00	\$0	0	0.00	\$0	0	0.00	\$0	3	1.33	\$7,742	0	0.00	\$0
<b>Total</b>	<b>10</b>	<b>2.50</b>	<b>\$13,695</b>	<b>6</b>	<b>2.83</b>	<b>\$17,671</b>	<b>5</b>	<b>1.60</b>	<b>\$12,417</b>	<b>8</b>	<b>3.50</b>	<b>\$33,333</b>	<b>5</b>	<b>2.80</b>	<b>\$31,233</b>
<b>All Counties</b>	<b>68</b>	<b>2.50</b>	<b>\$46,587</b>	<b>54</b>	<b>1.81</b>	<b>\$46,407</b>	<b>72</b>	<b>3.06</b>	<b>\$59,307</b>	<b>53</b>	<b>2.40</b>	<b>\$54,798</b>	<b>78</b>	<b>2.79</b>	<b>\$66,198</b>

### Peripheral Vascular Disorders (299-301)

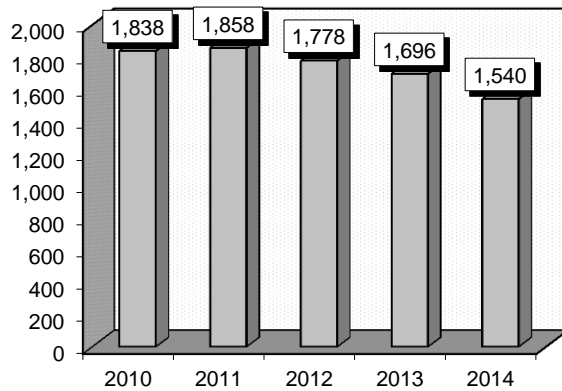
**Diagnoses:** that frequently accompanied Peripheral Vascular Disorders were: 1) Unspecified essential hypertension (4019), 2) Acute venous embolism and thrombosis of deep vessels of proximal lower extremity (45341), 3) Tobacco use disorder (3051), 4) Chronic airway obstruction, not elsewhere classified (496), 5) Other and unspecified hyperlipidemia (2724), 6) Diabetes mellitus without mention of complication, type II or unspecified type, not stated as uncontrolled (25000).

**Definitions:** **Hypertension:** High blood pressure. **Embolism:** The obstruction of a blood vessel by a foreign substance or a blood clot that travels through the bloodstream, lodging in a blood vessel, plugging the vessel. Foreign substances that can cause embolisms include air bubbles, amniotic fluid, globules of fat, clumps of bacteria, chemicals (such as talc), and drugs (mainly illegal ones). **Thrombosis:** Formation of a clot in the blood that either blocks, or partially blocks a blood vessel. The thrombus may lead to infarction, or death of tissue, due to a blocked blood supply. **Hyperlipidemia:** An abnormally high concentration of fats or lipids in the blood. **Atrial fibrillation:** An irregular and often very fast heart rate. The heart's two upper chambers (the atria) beat chaotically and irregularly - out of coordination with the two lower chambers (the ventricles) of the heart.

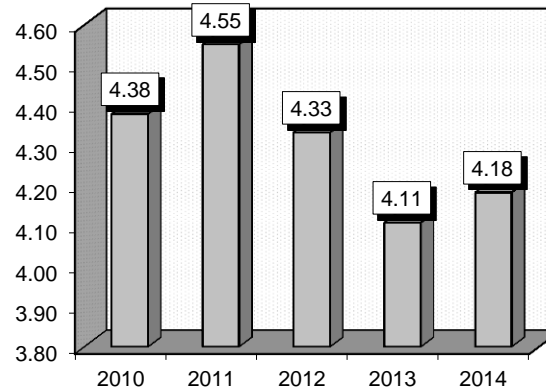
**Comment:** This page largely pertains to vascular disorders peripheral to the heart.

Gender	2010			2011			2012			2013			2014		
	Cases	Avg LOS	Avg Bill	Cases	Avg LOS	Avg Bill	Cases	Avg LOS	Avg Bill	Cases	Avg LOS	Avg Bill	Cases	Avg LOS	Avg Bill
Male	997	4.48	\$34,826	989	4.58	\$39,418	991	4.19	\$41,188	945	4.20	\$41,656	850	4.31	\$47,299
Female	841	4.27	\$33,588	869	4.52	\$39,801	787	4.51	\$44,104	751	3.99	\$41,579	690	4.02	\$42,163
Age Group	Cases	Avg LOS	Avg Bill	Cases	Avg LOS	Avg Bill	Cases	Avg LOS	Avg Bill	Cases	Avg LOS	Avg Bill	Cases	Avg LOS	Avg Bill
0-17	9	1.56	\$14,007	8	3.88	\$65,610	11	4.55	\$31,998	6	3.00	\$20,227	9	3.44	\$33,377
18-35	119	4.03	\$30,005	114	5.66	\$47,644	101	3.98	\$36,642	111	4.55	\$42,539	97	3.18	\$32,736
36-49	316	4.87	\$36,763	287	4.61	\$38,846	280	4.50	\$42,252	233	4.46	\$40,158	270	4.31	\$47,817
50-64	504	4.44	\$34,398	509	4.53	\$39,616	515	4.35	\$41,729	483	4.25	\$42,184	428	4.65	\$48,399
65+	890	4.24	\$34,067	940	4.42	\$38,619	871	4.31	\$43,803	863	3.89	\$41,733	736	4.01	\$43,744
<b>Total</b>	<b>1,838</b>	<b>4.38</b>	<b>\$34,260</b>	<b>1,858</b>	<b>4.55</b>	<b>\$39,597</b>	<b>1,778</b>	<b>4.33</b>	<b>\$42,478</b>	<b>1,696</b>	<b>4.11</b>	<b>\$41,622</b>	<b>1,540</b>	<b>4.18</b>	<b>\$44,998</b>

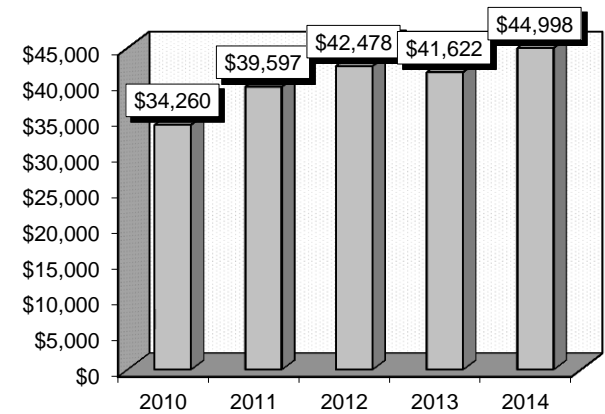
Patient Discharges



Average Length of Stay



Average Billed Charges



County / Hospital	2010			2011			2012			2013			2014		
	Cases	Avg LOS	Avg Bill	Cases	Avg LOS	Avg Bill	Cases	Avg LOS	Avg Bill	Cases	Avg LOS	Avg Bill	Cases	Avg LOS	Avg Bill
<b>Clark</b>															
Centennial Hills	61	4.41	\$36,992	63	4.70	\$47,208	49	5.37	\$57,040	52	3.88	\$50,452	56	3.20	\$49,259
Desert Springs	85	5.18	\$41,801	107	5.46	\$51,479	123	5.12	\$51,935	96	4.33	\$54,721	77	5.16	\$57,892
Mountain View	119	4.60	\$45,097	135	4.39	\$44,838	134	5.15	\$60,403	126	4.67	\$56,264	141	3.88	\$50,466
North Vista	53	8.00	\$55,993	53	7.91	\$60,277	50	6.20	\$48,313	55	5.75	\$44,575	38	5.58	\$44,640
Southern Hills	50	4.06	\$32,907	43	4.07	\$37,312	41	2.24	\$24,390	52	4.50	\$44,287	54	3.98	\$43,298
Spring Valley	68	4.31	\$40,052	79	4.04	\$45,878	73	4.71	\$65,349	97	4.35	\$54,755	83	4.31	\$62,073
St. Rose-Rose de Lima	54	4.57	\$28,712	58	4.95	\$38,639	59	3.95	\$33,889	53	3.17	\$34,719	32	4.13	\$47,103
St. Rose-San Martin	98	5.01	\$37,242	89	4.10	\$38,112	72	4.68	\$38,315	48	4.52	\$47,916	41	5.54	\$53,407
St. Rose-Siena	101	5.09	\$38,215	109	5.06	\$42,807	80	3.93	\$33,562	128	3.78	\$40,192	80	4.90	\$57,680
Summerlin	113	4.08	\$44,719	126	4.32	\$54,995	115	4.34	\$59,092	107	5.43	\$60,193	101	4.09	\$59,659
Sunrise	187	4.30	\$44,937	170	4.46	\$53,822	173	4.92	\$63,137	171	3.74	\$49,338	194	4.40	\$54,152
UMC	177	4.22	\$27,213	194	4.37	\$31,137	175	3.65	\$26,764	163	4.34	\$28,616	154	4.53	\$32,463
Valley	120	3.96	\$39,117	111	4.41	\$47,897	120	5.72	\$67,983	118	3.97	\$48,859	82	4.55	\$66,167
<b>Total</b>	<b>1,286</b>	<b>4.60</b>	<b>\$39,300</b>	<b>1,337</b>	<b>4.66</b>	<b>\$45,396</b>	<b>1,264</b>	<b>4.66</b>	<b>\$50,211</b>	<b>1,266</b>	<b>4.30</b>	<b>\$47,096</b>	<b>1,133</b>	<b>4.41</b>	<b>\$51,885</b>
<b>Washoe</b>															
Carson Tahoe	62	4.47	\$27,612	50	5.44	\$31,646	40	3.03	\$24,599	55	3.29	\$27,494	64	3.19	\$24,239
Northern Nevada	44	3.23	\$23,026	37	2.89	\$22,593	29	2.76	\$29,025	16	3.06	\$26,723	16	2.69	\$33,169
Renown Regional	178	4.29	\$27,734	211	4.68	\$29,233	199	4.04	\$27,844	146	3.97	\$28,968	125	4.10	\$29,189
Renown S. Meadows	33	3.21	\$20,463	26	3.35	\$18,993	48	2.65	\$17,056	42	2.31	\$19,262	43	3.30	\$23,608
Saint Mary's	132	3.95	\$19,224	98	4.11	\$22,818	91	3.80	\$23,159	101	3.96	\$28,117	94	3.31	\$23,709
Sierra Surgery	0	0.00	\$0	0	0.00	\$0	0	0.00	\$0	0	0.00	\$0	0	0.00	\$0
<b>Total</b>	<b>449</b>	<b>4.03</b>	<b>\$24,220</b>	<b>422</b>	<b>4.40</b>	<b>\$26,816</b>	<b>407</b>	<b>3.63</b>	<b>\$25,290</b>	<b>360</b>	<b>3.63</b>	<b>\$27,272</b>	<b>342</b>	<b>3.54</b>	<b>\$26,241</b>
<b>Rural</b>															
Battle Mountain	0	0.00	\$0	0	0.00	\$0	0	0.00	\$0	1	1.00	\$4,849	0	0.00	\$0
Boulder City	8	2.63	\$4,478	9	5.89	\$6,834	6	3.50	\$8,516	6	4.67	\$14,985	2	16.00	\$65,845
Carson Valley	4	3.75	\$17,070	4	3.00	\$14,802	5	3.80	\$22,815	5	2.40	\$16,552	4	1.75	\$13,570
Churchill	11	2.27	\$8,273	18	4.67	\$18,546	24	3.21	\$12,852	13	2.85	\$11,861	7	3.57	\$19,652
Desert View	18	3.11	\$12,735	29	3.52	\$17,284	20	3.30	\$15,463	11	2.36	\$13,565	20	3.35	\$23,905
Grover C. Dils	0	0.00	\$0	0	0.00	\$0	0	0.00	\$0	2	4.00	\$4,718	0	0.00	\$0
Humboldt	2	5.00	\$17,500	8	4.00	\$20,345	8	3.00	\$16,752	6	5.50	\$26,211	1	1.00	\$6,064
Incline Village	0	0.00	\$0	0	0.00	\$0	0	0.00	\$0	0	0.00	\$0	0	0.00	\$0
Mesa View	10	3.40	\$13,260	8	1.88	\$7,647	3	3.00	\$17,080	4	2.00	\$8,882	4	3.75	\$18,619
Mount Grant	4	4.00	\$9,291	5	4.60	\$12,855	2	1.50	\$4,146	1	2.00	\$4,298	3	5.00	\$21,618
Northeastern	32	3.38	\$24,575	13	3.08	\$21,091	28	3.04	\$24,528	17	3.00	\$24,655	22	3.05	\$25,604
Nye	8	2.00	\$6,833	2	2.50	\$10,175	7	3.43	\$9,821	0	0.00	\$0	0	0.00	\$0
Pershing	1	5.00	\$9,603	1	1.00	\$2,893	1	4.00	\$8,033	0	0.00	\$0	0	0.00	\$0
South Lyon	0	0.00	\$0	0	0.00	\$0	0	0.00	\$0	2	2.50	\$7,078	0	0.00	\$0
William Bee Ririe	5	3.60	\$15,150	2	1.50	\$9,767	3	2.33	\$9,174	2	3.50	\$14,205	2	3.00	\$13,117
<b>Total</b>	<b>103</b>	<b>3.15</b>	<b>\$15,102</b>	<b>99</b>	<b>3.74</b>	<b>\$15,767</b>	<b>107</b>	<b>3.17</b>	<b>\$16,519</b>	<b>70</b>	<b>3.11</b>	<b>\$16,417</b>	<b>65</b>	<b>3.62</b>	<b>\$23,639</b>
<b>All Counties</b>	<b>1,838</b>	<b>4.38</b>	<b>\$34,260</b>	<b>1,858</b>	<b>4.55</b>	<b>\$39,597</b>	<b>1,778</b>	<b>4.33</b>	<b>\$42,478</b>	<b>1,696</b>	<b>4.11</b>	<b>\$41,622</b>	<b>1,540</b>	<b>4.18</b>	<b>\$44,998</b>

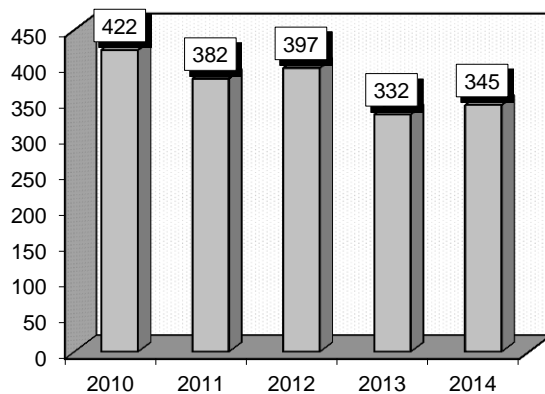
### Atherosclerosis (302-303)

**Diagnoses:** that frequently accompanied Atherosclerosis were: 1) Unspecified essential hypertension (4019), 2) Intermediate coronary syndrome (4111), 3) Old myocardial infarction (412), 4) Tobacco use disorder (3051), 5) Long-term (current) use of aspirin (V5866), 6) Other and unspecified hyperlipidemia (2724), 7) Esophageal reflux (53081).

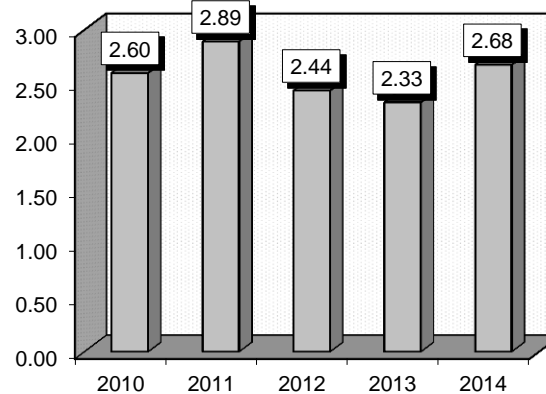
**Definitions:** **Hypertension:** High blood pressure. **Myocardial infarction:** Death of the cells of an area of the heart muscle (myocardium) as a result of oxygen deprivation, which in turn is caused by obstruction of the blood supply; commonly referred to as a heart attack. **Necrosis:** Death of cells or tissues through injury or disease, especially in a localized area of the body. **Myocardium:** The middle layer of the heart, consisting of cardiac muscle. **Embolism:** The obstruction of a blood vessel by a foreign substance or a blood clot that travels through the bloodstream, lodging in a blood vessel, plugging the vessel. Foreign substances that can cause embolisms include air bubbles, amniotic fluid, globules of fat, clumps of bacteria, chemicals (such as talc), and drugs (mainly illegal ones). **Thrombosis:** Formation of a clot in the blood that either blocks, or partially blocks a blood vessel. The thrombus may lead to infarction, or death of tissue, due to a blocked blood supply. **Hyperlipidemia:** An abnormally high concentration of fats or lipids in the blood. **Atrial fibrillation:** An irregular and often very fast heart rate. The heart's two upper chambers (the atria) beat chaotically and irregularly - out of coordination with the two lower chambers (the ventricles) of the heart. **Atherosclerosis:** The build up of a waxy plaque on the inside of blood vessels.

Gender	2010			2011			2012			2013			2014		
	Cases	Avg LOS	Avg Bill	Cases	Avg LOS	Avg Bill	Cases	Avg LOS	Avg Bill	Cases	Avg LOS	Avg Bill	Cases	Avg LOS	Avg Bill
Male	257	2.59	\$28,137	244	2.90	\$31,558	241	2.57	\$28,003	222	2.38	\$31,634	234	2.34	\$32,287
Female	165	2.61	\$26,331	138	2.88	\$30,465	156	2.22	\$33,437	110	2.22	\$33,069	111	3.38	\$44,983
Age Group	Cases	Avg LOS	Avg Bill	Cases	Avg LOS	Avg Bill	Cases	Avg LOS	Avg Bill	Cases	Avg LOS	Avg Bill	Cases	Avg LOS	Avg Bill
0-17	1	11.00	\$121,867	1	2.00	\$14,038	1	1.00	\$49,791	0	0.00	\$0	0	0.00	\$0
18-35	2	7.50	\$53,189	4	9.75	\$119,383	3	8.33	\$57,674	5	2.60	\$43,509	3	1.67	\$44,225
36-49	36	2.44	\$26,722	34	2.50	\$34,839	43	2.98	\$34,267	25	2.28	\$30,624	28	2.50	\$40,167
50-64	147	2.56	\$28,793	130	2.71	\$31,501	118	2.17	\$27,737	109	2.39	\$33,271	117	3.47	\$41,603
65+	236	2.57	\$26,073	213	2.94	\$28,793	232	2.40	\$30,153	193	2.29	\$31,350	197	2.24	\$32,605
<b>Total</b>	<b>422</b>	<b>2.60</b>	<b>\$27,431</b>	<b>382</b>	<b>2.89</b>	<b>\$31,163</b>	<b>397</b>	<b>2.44</b>	<b>\$30,138</b>	<b>332</b>	<b>2.33</b>	<b>\$32,109</b>	<b>345</b>	<b>2.68</b>	<b>\$36,371</b>

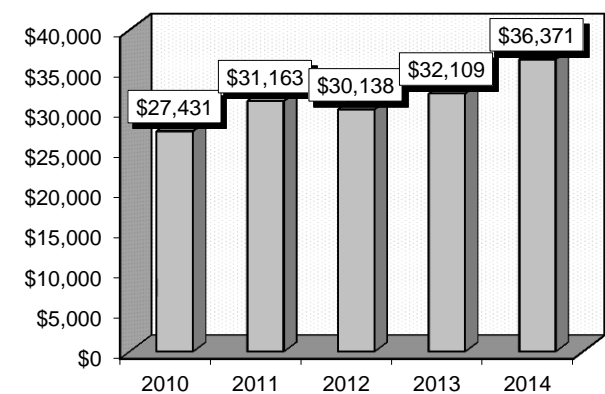
Patient Discharges



Average Length of Stay



Average Billed Charges



County / Hospital	2010			2011			2012			2013			2014		
	Cases	Avg LOS	Avg Bill	Cases	Avg LOS	Avg Bill	Cases	Avg LOS	Avg Bill	Cases	Avg LOS	Avg Bill	Cases	Avg LOS	Avg Bill
<b>Clark</b>															
Centennial Hills	13	3.00	\$37,186	20	1.75	\$30,501	16	3.44	\$45,333	11	1.64	\$51,307	14	1.93	\$48,288
Desert Springs	32	2.47	\$29,278	22	2.27	\$35,042	31	2.48	\$35,159	22	2.82	\$37,918	28	3.04	\$42,338
Mountain View	35	2.91	\$31,402	36	2.14	\$32,790	28	2.61	\$36,036	33	2.48	\$43,390	44	2.07	\$43,078
North Vista	14	3.79	\$35,915	12	5.42	\$57,941	2	1.50	\$24,078	8	2.25	\$29,602	7	1.86	\$39,484
Southern Hills	5	1.60	\$18,084	4	2.25	\$28,358	9	1.44	\$22,473	9	1.33	\$22,844	8	3.25	\$42,118
Spring Valley	15	2.13	\$34,418	22	2.59	\$33,838	18	1.83	\$39,370	19	1.63	\$44,355	15	2.53	\$49,816
St. Rose-Rose de Lima	14	3.07	\$27,424	11	1.82	\$26,645	6	2.67	\$30,190	10	2.70	\$31,098	8	2.25	\$28,426
St. Rose-San Martin	17	5.00	\$53,483	7	4.71	\$107,042	9	2.11	\$19,999	6	2.00	\$41,056	6	3.17	\$45,861
St. Rose-Siena	21	2.05	\$25,957	17	2.88	\$27,285	18	2.56	\$34,314	9	1.44	\$28,376	6	2.17	\$28,809
Summerlin	24	2.04	\$22,534	25	6.44	\$27,848	20	3.05	\$30,828	25	3.48	\$34,154	14	2.57	\$43,020
Sunrise	33	2.73	\$34,974	37	2.41	\$33,444	51	2.04	\$38,745	38	2.32	\$38,286	34	6.12	\$70,291
UMC	21	2.43	\$22,405	28	3.46	\$29,149	38	3.39	\$32,166	24	4.00	\$33,447	30	2.77	\$22,522
Valley	55	2.69	\$34,042	38	3.11	\$39,535	31	2.68	\$41,239	33	2.06	\$32,341	21	2.86	\$47,121
<b>Total</b>	<b>299</b>	<b>2.75</b>	<b>\$31,789</b>	<b>279</b>	<b>3.08</b>	<b>\$35,387</b>	<b>277</b>	<b>2.57</b>	<b>\$35,579</b>	<b>247</b>	<b>2.49</b>	<b>\$36,871</b>	<b>235</b>	<b>3.05</b>	<b>\$44,469</b>
<b>Washoe</b>															
Carson Tahoe	17	2.71	\$19,072	8	4.00	\$32,707	10	1.60	\$14,906	5	1.00	\$13,702	15	1.73	\$17,175
Northern Nevada	4	1.50	\$20,364	5	1.80	\$25,744	4	1.75	\$26,428	5	1.60	\$29,689	2	3.00	\$37,009
Renown Regional	42	2.33	\$19,638	52	2.48	\$21,040	38	2.39	\$21,409	12	3.25	\$24,939	22	2.18	\$24,798
Renown S. Meadows	8	1.88	\$20,390	2	1.50	\$22,638	3	1.00	\$21,808	0	0.00	\$0	2	1.00	\$11,056
Saint Mary's	15	2.60	\$19,028	12	2.17	\$18,245	44	1.68	\$15,725	58	1.47	\$15,619	61	1.59	\$16,951
Sierra Surgery	0	0.00	\$0	0	0.00	\$0	0	0.00	\$0	0	0.00	\$0	0	0.00	\$0
<b>Total</b>	<b>86</b>	<b>2.37</b>	<b>\$19,523</b>	<b>79</b>	<b>2.52</b>	<b>\$22,135</b>	<b>99</b>	<b>1.93</b>	<b>\$18,441</b>	<b>80</b>	<b>1.71</b>	<b>\$17,777</b>	<b>102</b>	<b>1.75</b>	<b>\$18,954</b>
<b>Rural</b>															
Battle Mountain	0	0.00	\$0	0	0.00	\$0	0	0.00	\$0	0	0.00	\$0	0	0.00	\$0
Boulder City	1	8.00	\$32,686	1	1.00	\$761	1	3.00	\$3,513	1	10.00	\$49,757	0	0.00	\$0
Carson Valley	2	1.50	\$14,110	1	1.00	\$2,895	0	0.00	\$0	0	0.00	\$0	3	1.33	\$11,357
Churchill	5	2.00	\$12,330	5	3.40	\$16,889	2	2.50	\$13,762	0	0.00	\$0	1	10.00	\$34,948
Desert View	10	1.90	\$10,864	8	1.75	\$9,323	5	1.60	\$10,770	2	2.00	\$14,018	2	5.00	\$36,211
Grover C. Dils	0	0.00	\$0	0	0.00	\$0	1	1.00	\$2,058	0	0.00	\$0	0	0.00	\$0
Humboldt	1	6.00	\$9,991	4	2.00	\$17,211	0	0.00	\$0	0	0.00	\$0	0	0.00	\$0
Incline Village	0	0.00	\$0	0	0.00	\$0	0	0.00	\$0	0	0.00	\$0	0	0.00	\$0
Mesa View	10	1.00	\$7,023	1	1.00	\$4,431	1	1.00	\$13,597	1	1.00	\$6,830	0	0.00	\$0
Mount Grant	2	2.00	\$8,993	1	1.00	\$7,350	2	15.00	\$29,706	0	0.00	\$0	0	0.00	\$0
Northeastern	3	1.33	\$12,320	2	1.00	\$12,840	4	2.25	\$21,527	1	6.00	\$46,497	2	1.50	\$11,547
Nye	1	2.00	\$11,776	0	0.00	\$0	4	1.50	\$8,097	0	0.00	\$0	0	0.00	\$0
Pershing	0	0.00	\$0	0	0.00	\$0	0	0.00	\$0	0	0.00	\$0	0	0.00	\$0
South Lyon	0	0.00	\$0	0	0.00	\$0	0	0.00	\$0	0	0.00	\$0	0	0.00	\$0
William Bee Ririe	2	2.50	\$6,953	1	1.00	\$13,738	1	1.00	\$5,338	0	0.00	\$0	0	0.00	\$0
<b>Total</b>	<b>37</b>	<b>1.92</b>	<b>\$10,596</b>	<b>24</b>	<b>1.92</b>	<b>\$11,780</b>	<b>21</b>	<b>3.05</b>	<b>\$13,514</b>	<b>5</b>	<b>4.20</b>	<b>\$26,224</b>	<b>8</b>	<b>3.38</b>	<b>\$20,567</b>
<b>All Counties</b>	<b>422</b>	<b>2.60</b>	<b>\$27,431</b>	<b>382</b>	<b>2.89</b>	<b>\$31,163</b>	<b>397</b>	<b>2.44</b>	<b>\$30,138</b>	<b>332</b>	<b>2.33</b>	<b>\$32,109</b>	<b>345</b>	<b>2.68</b>	<b>\$36,371</b>

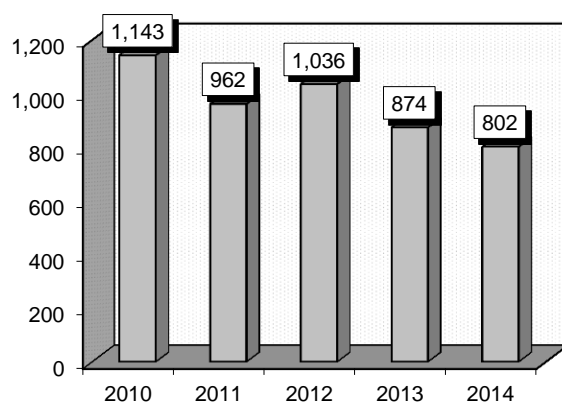
### Hypertension (304-305)

**Diagnoses:** that frequently accompanied Hypertension were: 1) Diabetes mellitus without mention of complication, type II or unspecified type, not stated as uncontrolled (25000), 2) Tobacco use disorder (3051), 3) Other and unspecified hyperlipidemia (2724), 4) Other chest pain (78659), 5) Hypopotassemia (2768).

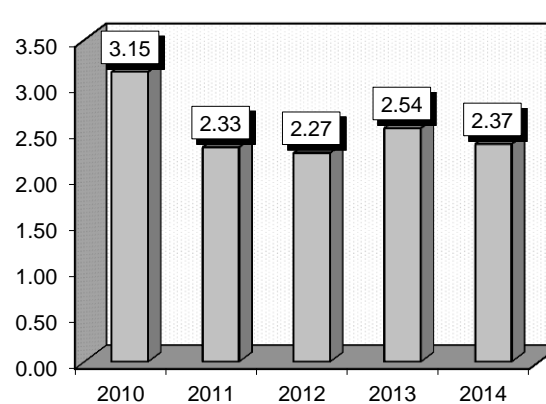
**Definitions:** **Diabetes mellitus:** A condition in which the pancreas no longer produces enough insulin or cells stop responding to the insulin that is produced, so that glucose in the blood cannot be absorbed into the cells of the body. **Hyperglycemia:** An abnormally high concentration of glucose in the circulating blood, seen especially in patients with diabetes mellitus. **Hypertension:** High blood pressure. **Hyperlipidemia:** An abnormally high concentration of fats or lipids in the blood. **Chest pain:** A physical complaint that requires immediate diagnosis and evaluation. **Hypopotassemia:** A deficiency of potassium in the blood.

Gender	2010			2011			2012			2013			2014		
	Cases	Avg LOS	Avg Bill	Cases	Avg LOS	Avg Bill	Cases	Avg LOS	Avg Bill	Cases	Avg LOS	Avg Bill	Cases	Avg LOS	Avg Bill
Male	436	2.46	\$27,188	341	2.21	\$28,537	397	2.21	\$28,572	358	2.68	\$35,795	341	2.40	\$33,898
Female	707	3.58	\$27,657	621	2.40	\$29,289	639	2.31	\$29,198	516	2.44	\$33,249	461	2.35	\$33,152
Age Group	Cases	Avg LOS	Avg Bill	Cases	Avg LOS	Avg Bill	Cases	Avg LOS	Avg Bill	Cases	Avg LOS	Avg Bill	Cases	Avg LOS	Avg Bill
0-17	3	2.33	\$19,560	3	3.00	\$24,336	3	2.33	\$9,396	4	4.00	\$44,558	7	5.00	\$45,917
18-35	46	2.39	\$26,376	29	2.00	\$28,191	32	2.13	\$31,888	45	2.29	\$43,945	50	2.64	\$39,521
36-49	242	2.23	\$27,318	182	2.10	\$28,602	204	2.02	\$27,659	160	2.29	\$34,305	155	2.16	\$32,458
50-64	345	2.37	\$26,624	307	2.33	\$28,957	363	2.28	\$30,457	317	2.53	\$33,199	257	2.41	\$35,208
65+	507	4.20	\$28,282	441	2.45	\$29,329	434	2.40	\$28,235	348	2.69	\$33,914	333	2.34	\$31,428
<b>Total</b>	<b>1,143</b>	<b>3.15</b>	<b>\$27,478</b>	<b>962</b>	<b>2.33</b>	<b>\$29,023</b>	<b>1,036</b>	<b>2.27</b>	<b>\$28,958</b>	<b>874</b>	<b>2.54</b>	<b>\$34,292</b>	<b>802</b>	<b>2.37</b>	<b>\$33,469</b>

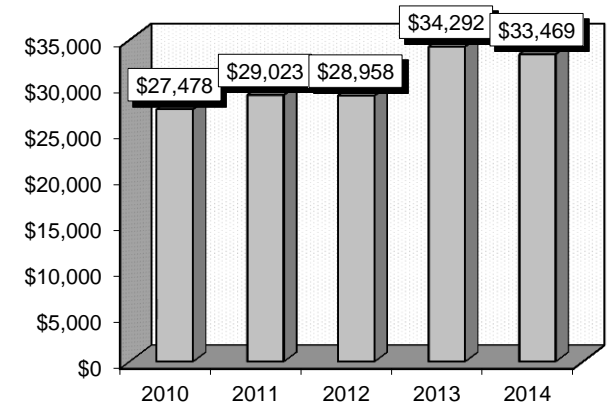
**Patient Discharges**



**Average Length of Stay**



**Average Billed Charges**



County / Hospital	2010			2011			2012			2013			2014		
	Cases	Avg LOS	Avg Bill	Cases	Avg LOS	Avg Bill	Cases	Avg LOS	Avg Bill	Cases	Avg LOS	Avg Bill	Cases	Avg LOS	Avg Bill
<b>Clark</b>															
Centennial Hills	66	2.41	\$30,789	56	2.23	\$33,771	37	1.89	\$33,200	49	1.90	\$38,684	34	1.65	\$39,364
Desert Springs	87	2.57	\$28,382	89	2.80	\$31,119	69	2.43	\$32,857	61	3.85	\$51,411	33	3.39	\$43,700
Mountain View	119	2.24	\$29,136	111	2.17	\$31,093	136	2.19	\$34,500	79	2.46	\$39,808	117	2.18	\$37,897
North Vista	43	3.09	\$38,435	31	3.65	\$40,633	41	2.90	\$28,973	35	3.09	\$34,725	32	2.22	\$34,594
Southern Hills	17	2.12	\$23,989	20	1.55	\$23,288	50	1.72	\$21,317	24	1.79	\$28,213	27	2.26	\$32,136
Spring Valley	72	2.19	\$29,407	43	1.74	\$28,624	32	2.41	\$31,362	35	1.80	\$50,050	29	1.97	\$40,651
St. Rose-Rose de Lima	47	2.89	\$30,015	32	2.25	\$30,270	36	2.58	\$31,953	37	2.32	\$33,057	21	1.90	\$29,110
St. Rose-San Martin	37	2.11	\$27,267	27	2.33	\$31,653	22	2.32	\$32,166	21	2.19	\$33,240	19	1.95	\$27,860
St. Rose-Siena	59	2.61	\$31,073	40	2.18	\$35,803	34	2.47	\$34,123	28	2.82	\$44,926	17	2.59	\$39,691
Summerlin	64	2.06	\$28,102	49	2.16	\$31,589	45	2.33	\$38,345	59	2.32	\$40,287	38	3.32	\$47,227
Sunrise	107	2.97	\$35,097	116	2.28	\$35,214	117	2.38	\$38,017	68	3.41	\$52,485	131	2.85	\$45,795
UMC	169	2.28	\$21,527	94	2.72	\$24,384	105	2.45	\$25,343	90	2.86	\$25,165	50	3.02	\$28,761
Valley	79	2.38	\$30,862	66	2.47	\$32,683	56	2.66	\$36,164	67	2.49	\$36,731	41	2.12	\$33,372
<b>Total</b>	<b>966</b>	<b>2.45</b>	<b>\$29,016</b>	<b>774</b>	<b>2.38</b>	<b>\$31,532</b>	<b>780</b>	<b>2.35</b>	<b>\$32,465</b>	<b>653</b>	<b>2.66</b>	<b>\$39,313</b>	<b>589</b>	<b>2.50</b>	<b>\$38,681</b>
<b>Washoe</b>															
Carson Tahoe	11	2.73	\$20,933	24	2.33	\$17,568	13	1.46	\$13,040	21	2.52	\$24,465	30	1.60	\$17,282
Northern Nevada	14	1.86	\$19,869	8	1.88	\$20,032	9	2.56	\$28,476	4	1.00	\$31,057	3	2.67	\$41,023
Renown Regional	55	2.25	\$23,689	77	2.13	\$22,575	94	1.99	\$23,102	53	2.36	\$22,844	36	2.56	\$25,464
Renown S. Meadows	19	1.89	\$19,709	12	1.83	\$20,281	26	1.73	\$20,843	21	1.52	\$20,632	5	1.20	\$17,625
Saint Mary's	15	2.33	\$21,184	22	2.23	\$19,729	46	1.61	\$16,660	81	2.05	\$17,515	98	1.86	\$17,582
Sierra Surgery	0	0.00	\$0	0	0.00	\$0	0	0.00	\$0	0	0.00	\$0	0	0.00	\$0
<b>Total</b>	<b>114</b>	<b>2.20</b>	<b>\$21,961</b>	<b>143</b>	<b>2.14</b>	<b>\$20,962</b>	<b>188</b>	<b>1.85</b>	<b>\$20,775</b>	<b>180</b>	<b>2.11</b>	<b>\$20,559</b>	<b>172</b>	<b>1.95</b>	<b>\$19,589</b>
<b>Rural</b>															
Battle Mountain	0	0.00	\$0	0	0.00	\$0	0	0.00	\$0	1	1.00	\$2,700	0	0.00	\$0
Boulder City	4	1.25	\$4,997	0	0.00	\$0	3	4.00	\$5,922	2	4.00	\$5,904	2	1.50	\$14,845
Carson Valley	2	1.50	\$6,878	0	0.00	\$0	0	0.00	\$0	1	2.00	\$7,979	0	0.00	\$0
Churchill	9	1.44	\$9,895	6	2.00	\$14,685	12	2.42	\$13,542	3	2.67	\$16,879	8	2.75	\$17,637
Desert View	21	2.24	\$10,475	15	1.93	\$8,995	29	2.34	\$9,714	20	2.40	\$14,782	16	1.94	\$16,079
Grover C. Dils	0	0.00	\$0	1	2.00	\$5,088	0	0.00	\$0	1	2.00	\$5,703	0	0.00	\$0
Humboldt	3	280.33	\$82,567	6	2.33	\$13,328	2	3.50	\$14,807	2	5.00	\$37,105	4	1.50	\$19,045
Incline Village	0	0.00	\$0	0	0.00	\$0	0	0.00	\$0	0	0.00	\$0	0	0.00	\$0
Mesa View	5	1.80	\$8,160	0	0.00	\$0	3	1.33	\$8,253	2	1.50	\$9,015	1	2.00	\$8,633
Mount Grant	15	3.93	\$11,228	6	3.50	\$10,194	10	2.40	\$8,366	6	2.00	\$8,090	5	3.40	\$12,981
Northeastern	3	1.67	\$20,182	7	1.43	\$15,612	5	2.80	\$23,920	3	2.67	\$27,786	4	2.75	\$26,278
Nye	0	0.00	\$0	3	2.00	\$9,048	1	8.00	\$33,502	0	0.00	\$0	0	0.00	\$0
Pershing	0	0.00	\$0	0	0.00	\$0	0	0.00	\$0	0	0.00	\$0	0	0.00	\$0
South Lyon	0	0.00	\$0	1	1.00	\$11,000	0	0.00	\$0	0	0.00	\$0	0	0.00	\$0
William Bee Ririe	1	3.00	\$14,185	0	0.00	\$0	3	2.00	\$6,412	0	0.00	\$0	1	2.00	\$6,768
<b>Total</b>	<b>63</b>	<b>15.63</b>	<b>\$13,880</b>	<b>45</b>	<b>2.11</b>	<b>\$11,482</b>	<b>68</b>	<b>2.53</b>	<b>\$11,358</b>	<b>41</b>	<b>2.49</b>	<b>\$14,600</b>	<b>41</b>	<b>2.29</b>	<b>\$16,821</b>
<b>All Counties</b>	<b>1,143</b>	<b>3.15</b>	<b>\$27,478</b>	<b>962</b>	<b>2.33</b>	<b>\$29,023</b>	<b>1,036</b>	<b>2.27</b>	<b>\$28,958</b>	<b>874</b>	<b>2.54</b>	<b>\$34,292</b>	<b>802</b>	<b>2.37</b>	<b>\$33,469</b>

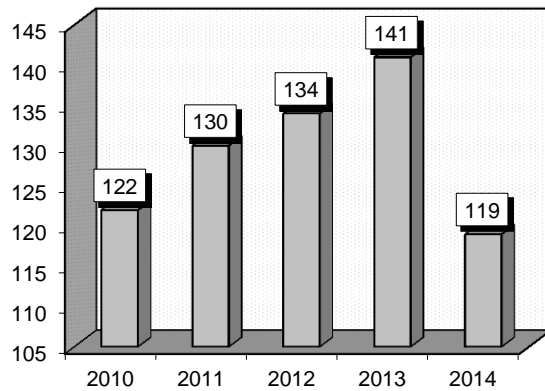
### Cardiac Congenital & Valvular Disorders (306-307)

**Diagnoses:** that frequently accompanied Cardiac Congenital & Valvular Disorders were: 1) Aortic valve disorders (4241), 2) Congestive heart failure, unspecified (4280), 3) Unspecified essential hypertension (4019), 4) Other and unspecified hyperlipidemia (2724).

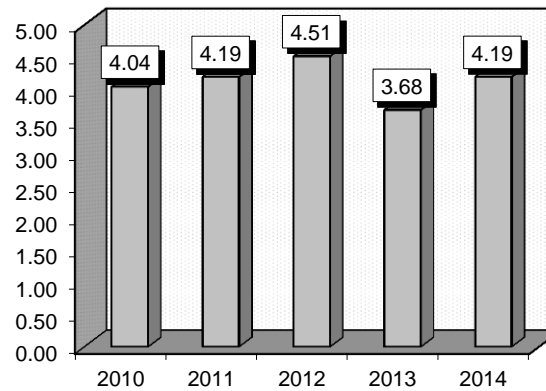
**Definitions:** **Aorta:** The main artery of the body, supplying oxygenated blood to the circulatory system. **Septal defect:** A defect in the wall separating the left and right sides of the heart. **Hypertension:** High blood pressure. **Hyperlipidemia:** An abnormally high concentration of fats or lipids in the blood. **Chest pain:** A physical complaint that requires immediate diagnosis and evaluation.

Gender	2010			2011			2012			2013			2014		
	Cases	Avg LOS	Avg Bill	Cases	Avg LOS	Avg Bill	Cases	Avg LOS	Avg Bill	Cases	Avg LOS	Avg Bill	Cases	Avg LOS	Avg Bill
Male	61	3.93	\$48,472	61	4.34	\$47,446	65	5.25	\$58,311	68	3.35	\$51,340	63	4.30	\$51,975
Female	61	4.15	\$32,939	69	4.06	\$38,394	69	3.83	\$41,772	73	3.99	\$46,657	56	4.07	\$50,470
Age Group	Cases	Avg LOS	Avg Bill	Cases	Avg LOS	Avg Bill	Cases	Avg LOS	Avg Bill	Cases	Avg LOS	Avg Bill	Cases	Avg LOS	Avg Bill
0-17	18	3.61	\$44,551	22	3.14	\$26,103	16	7.88	\$66,367	20	3.95	\$56,806	18	8.39	\$81,008
18-35	8	5.50	\$39,173	9	6.89	\$51,617	7	2.57	\$31,726	3	2.33	\$135,452	3	1.33	\$30,772
36-49	10	3.50	\$29,556	13	3.85	\$28,234	13	3.31	\$48,633	13	8.00	\$69,284	4	2.00	\$52,523
50-64	14	2.79	\$31,596	14	6.14	\$72,274	14	2.79	\$37,939	12	3.83	\$82,511	18	3.06	\$46,500
65+	72	4.31	\$43,234	72	3.86	\$43,412	84	4.51	\$50,300	93	3.04	\$37,244	76	3.70	\$46,094
<b>Total</b>	<b>122</b>	<b>4.04</b>	<b>\$40,705</b>	<b>130</b>	<b>4.19</b>	<b>\$42,641</b>	<b>134</b>	<b>4.51</b>	<b>\$49,795</b>	<b>141</b>	<b>3.68</b>	<b>\$48,915</b>	<b>119</b>	<b>4.19</b>	<b>\$51,267</b>

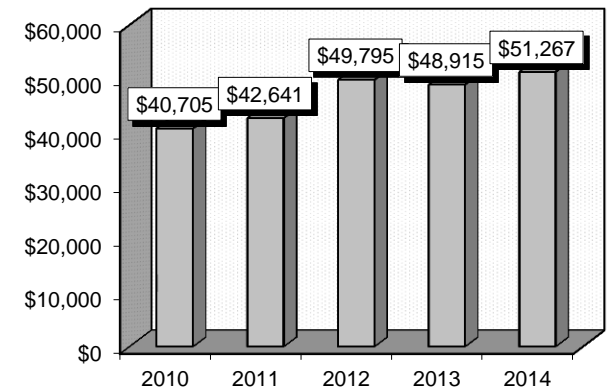
**Patient Discharges**



**Average Length of Stay**



**Average Billed Charges**





County / Hospital	2010			2011			2012			2013			2014		
	Cases	Avg LOS	Avg Bill	Cases	Avg LOS	Avg Bill	Cases	Avg LOS	Avg Bill	Cases	Avg LOS	Avg Bill	Cases	Avg LOS	Avg Bill
<b>Clark</b>															
Centennial Hills	2	2.00	\$26,993	4	3.75	\$47,703	1	3.00	\$51,805	4	2.25	\$50,867	4	3.00	\$62,838
Desert Springs	4	4.50	\$29,554	12	6.83	\$73,765	2	14.50	\$155,669	13	8.54	\$74,820	9	3.00	\$41,043
Mountain View	4	2.75	\$39,210	6	3.83	\$32,245	8	6.75	\$102,273	8	5.00	\$72,830	10	3.00	\$40,694
North Vista	1	15.00	\$190,546	2	9.00	\$141,006	2	4.50	\$53,802	1	8.00	\$55,752	1	6.00	\$24,380
Southern Hills	0	0.00	\$0	0	0.00	\$0	2	2.50	\$46,730	4	2.75	\$32,951	0	0.00	\$0
Spring Valley	4	3.50	\$28,511	7	8.00	\$68,971	6	2.50	\$39,240	5	6.60	\$54,461	3	5.67	\$41,687
St. Rose-Rose de Lima	3	4.00	\$35,733	2	12.00	\$72,491	4	5.50	\$56,852	4	5.00	\$74,909	4	2.25	\$40,705
St. Rose-San Martin	7	4.43	\$82,313	10	4.40	\$51,925	11	4.82	\$39,448	5	1.60	\$28,208	3	6.33	\$249,129
St. Rose-Siena	7	4.43	\$36,146	7	4.71	\$50,892	12	4.67	\$51,811	5	2.20	\$32,412	1	2.00	\$21,099
Summerlin	14	3.64	\$48,060	10	2.80	\$41,911	8	1.75	\$26,874	12	3.17	\$38,129	8	3.00	\$50,340
Sunrise	21	2.52	\$41,488	22	2.55	\$29,113	20	5.35	\$81,428	30	2.83	\$57,169	26	4.88	\$66,188
UMC	10	7.10	\$55,635	9	3.56	\$28,921	11	4.27	\$27,746	5	4.80	\$71,312	8	9.00	\$78,777
Valley	9	3.89	\$51,866	8	5.00	\$81,769	5	1.20	\$36,522	7	3.71	\$93,586	7	3.29	\$45,157
<b>Total</b>	<b>86</b>	<b>4.02</b>	<b>\$48,108</b>	<b>99</b>	<b>4.56</b>	<b>\$50,796</b>	<b>92</b>	<b>4.57</b>	<b>\$56,873</b>	<b>103</b>	<b>4.12</b>	<b>\$58,307</b>	<b>84</b>	<b>4.38</b>	<b>\$61,647</b>
<b>Washoe</b>															
Carson Tahoe	5	6.20	\$32,916	1	4.00	\$21,587	2	2.50	\$25,480	4	3.00	\$20,112	3	3.67	\$19,588
Northern Nevada	3	3.67	\$26,503	3	1.33	\$22,952	3	3.00	\$32,321	1	1.00	\$22,101	2	2.00	\$27,851
Renown Regional	9	5.67	\$34,953	12	2.50	\$15,480	19	3.89	\$27,489	14	2.93	\$29,993	16	3.31	\$22,920
Renown S. Meadows	1	6.00	\$30,050	2	3.00	\$29,324	3	4.67	\$37,382	5	2.40	\$24,809	2	3.00	\$19,990
Saint Mary's	5	1.60	\$11,524	2	4.00	\$17,764	8	7.38	\$59,018	6	1.67	\$17,298	5	2.20	\$24,721
Sierra Surgery	0	0.00	\$0	0	0.00	\$0	0	0.00	\$0	0	0.00	\$0	0	0.00	\$0
<b>Total</b>	<b>23</b>	<b>4.65</b>	<b>\$28,102</b>	<b>20</b>	<b>2.60</b>	<b>\$18,519</b>	<b>35</b>	<b>4.60</b>	<b>\$35,843</b>	<b>30</b>	<b>2.53</b>	<b>\$25,009</b>	<b>28</b>	<b>3.04</b>	<b>\$23,027</b>
<b>Rural</b>															
Battle Mountain	0	0.00	\$0	0	0.00	\$0	0	0.00	\$0	0	0.00	\$0	0	0.00	\$0
Boulder City	0	0.00	\$0	0	0.00	\$0	0	0.00	\$0	0	0.00	\$0	2	12.00	\$47,160
Carson Valley	0	0.00	\$0	0	0.00	\$0	1	1.00	\$4,979	0	0.00	\$0	0	0.00	\$0
Churchill	0	0.00	\$0	2	2.50	\$19,132	1	3.00	\$19,688	0	0.00	\$0	0	0.00	\$0
Desert View	10	3.20	\$14,995	4	3.00	\$14,382	3	3.00	\$18,851	6	2.67	\$19,355	3	6.33	\$48,312
Grover C. Dils	0	0.00	\$0	0	0.00	\$0	0	0.00	\$0	0	0.00	\$0	0	0.00	\$0
Humboldt	2	2.00	\$10,767	0	0.00	\$0	1	6.00	\$51,378	1	1.00	\$9,283	1	2.00	\$14,315
Incline Village	0	0.00	\$0	0	0.00	\$0	0	0.00	\$0	0	0.00	\$0	0	0.00	\$0
Mesa View	0	0.00	\$0	1	1.00	\$12,686	0	0.00	\$0	0	0.00	\$0	0	0.00	\$0
Mount Grant	0	0.00	\$0	0	0.00	\$0	0	0.00	\$0	0	0.00	\$0	0	0.00	\$0
Northeastern	0	0.00	\$0	0	0.00	\$0	1	5.00	\$53,138	1	2.00	\$15,689	1	1.00	\$24,026
Nye	0	0.00	\$0	4	6.00	\$8,942	0	0.00	\$0	0	0.00	\$0	0	0.00	\$0
Pershing	0	0.00	\$0	0	0.00	\$0	0	0.00	\$0	0	0.00	\$0	0	0.00	\$0
South Lyon	0	0.00	\$0	0	0.00	\$0	0	0.00	\$0	0	0.00	\$0	0	0.00	\$0
William Bee Ririe	1	4.00	\$10,966	0	0.00	\$0	0	0.00	\$0	0	0.00	\$0	0	0.00	\$0
<b>Total</b>	<b>13</b>	<b>3.08</b>	<b>\$14,035</b>	<b>11</b>	<b>3.82</b>	<b>\$13,113</b>	<b>7</b>	<b>3.43</b>	<b>\$26,534</b>	<b>8</b>	<b>2.38</b>	<b>\$17,638</b>	<b>7</b>	<b>6.57</b>	<b>\$39,657</b>
<b>All Counties</b>	<b>122</b>	<b>4.04</b>	<b>\$40,705</b>	<b>130</b>	<b>4.19</b>	<b>\$42,641</b>	<b>134</b>	<b>4.51</b>	<b>\$49,795</b>	<b>141</b>	<b>3.68</b>	<b>\$48,915</b>	<b>119</b>	<b>4.19</b>	<b>\$51,267</b>

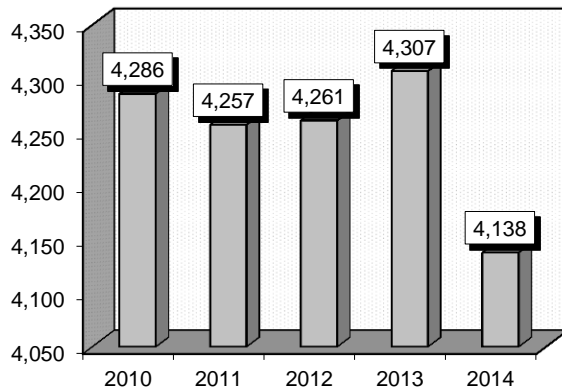
### Cardiac Arrhythmia & Conduction Disorders (308-310)

**Diagnoses:** that frequently accompanied Cardiac Arrhythmia & Conduction Disorders were: 1) Atrial fibrillation (42731), 2) Unspecified essential hypertension (4019), 3) Congestive heart failure, unspecified (4280), 4) Other and unspecified hyperlipidemia (2724), 5) Chronic airway obstruction, not elsewhere classified (496), 6) Diabetes mellitus without mention of complication, type II or unspecified type, not stated as uncontrolled (25000).

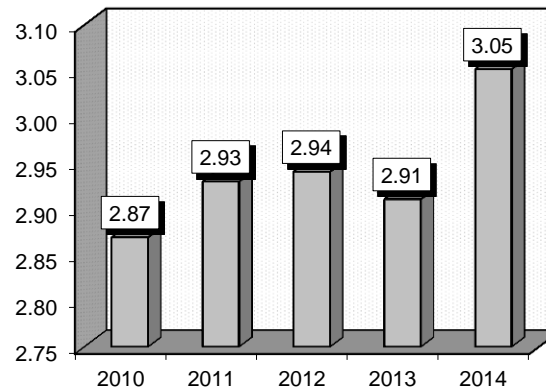
**Definitions:** **Atrial fibrillation:** An irregular and often very fast heart rate. The heart's two upper chambers (the atria) beat chaotically and irregularly - out of coordination with the two lower chambers (the ventricles) of the heart. **Atrial flutter:** Well-organized but overly rapid contractions of the atrium of the heart. **Sinus node dysfunction:** A group of heart rhythm problems (arrhythmias) in which the sinus node — the heart's natural pacemaker — doesn't work properly. **Cardiac dysrhythmias:** Any abnormality in the rate, regularity, or sequence of cardiac activation. **Paroxysmal ventricular tachycardia:** A rapid heartbeat of sudden onset and termination caused by a quick succession of discharges from an ectopic (an impulse that originates in the heart at a site other than the sinus node) site in the ventricle. **Hypertension:** High blood pressure. **Hyperlipidemia:** An abnormally high concentration of fats or lipids in the blood.

Gender	2010			2011			2012			2013			2014		
	Cases	Avg LOS	Avg Bill	Cases	Avg LOS	Avg Bill	Cases	Avg LOS	Avg Bill	Cases	Avg LOS	Avg Bill	Cases	Avg LOS	Avg Bill
Male	2,316	2.83	\$28,574	2,300	2.82	\$30,760	2,307	2.85	\$34,118	2,298	2.85	\$36,092	2,248	2.95	\$40,045
Female	1,970	2.92	\$28,276	1,957	3.06	\$31,729	1,954	3.05	\$34,797	2,009	2.98	\$35,357	1,890	3.17	\$40,223
Age Group	Cases	Avg LOS	Avg Bill	Cases	Avg LOS	Avg Bill	Cases	Avg LOS	Avg Bill	Cases	Avg LOS	Avg Bill	Cases	Avg LOS	Avg Bill
0-17	12	4.42	\$37,038	28	1.86	\$16,133	21	2.86	\$38,388	24	3.04	\$44,697	28	2.50	\$26,535
18-35	139	1.86	\$24,639	145	1.60	\$21,679	150	1.92	\$26,512	152	1.96	\$27,819	142	1.90	\$29,120
36-49	348	2.37	\$25,646	373	2.22	\$27,021	339	2.33	\$30,941	327	2.22	\$33,697	323	2.31	\$35,867
50-64	1,034	2.63	\$27,345	998	2.71	\$29,768	1,061	2.80	\$33,291	1,068	2.69	\$33,856	1,016	2.74	\$38,467
65+	2,753	3.07	\$29,355	2,713	3.19	\$32,974	2,690	3.13	\$35,729	2,736	3.13	\$37,096	2,629	3.33	\$42,030
<b>Total</b>	<b>4,286</b>	<b>2.87</b>	<b>\$28,437</b>	<b>4,257</b>	<b>2.93</b>	<b>\$31,205</b>	<b>4,261</b>	<b>2.94</b>	<b>\$34,429</b>	<b>4,307</b>	<b>2.91</b>	<b>\$35,749</b>	<b>4,138</b>	<b>3.05</b>	<b>\$40,126</b>

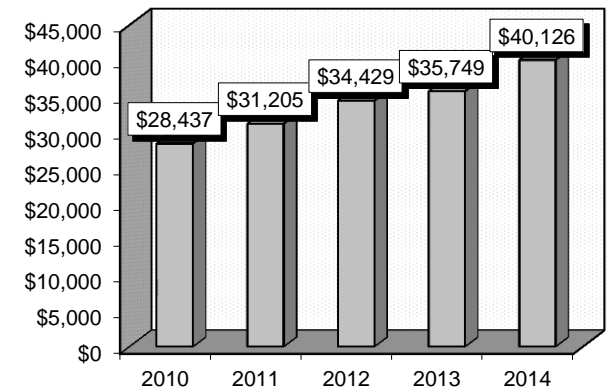
Patient Discharges



Average Length of Stay



Average Billed Charges



County / Hospital	2010			2011			2012			2013			2014		
	Cases	Avg LOS	Avg Bill	Cases	Avg LOS	Avg Bill	Cases	Avg LOS	Avg Bill	Cases	Avg LOS	Avg Bill	Cases	Avg LOS	Avg Bill
<b>Clark</b>															
Centennial Hills	216	2.69	\$32,902	202	2.55	\$38,293	169	3.08	\$43,094	196	2.53	\$45,102	197	2.67	\$47,320
Desert Springs	307	3.16	\$31,820	257	3.18	\$35,297	304	3.36	\$42,358	299	3.46	\$46,817	313	3.35	\$47,642
Mountain View	298	3.15	\$36,646	302	3.16	\$41,566	294	3.32	\$45,186	297	3.18	\$43,214	377	3.64	\$54,555
North Vista	82	3.94	\$37,286	70	3.99	\$43,623	100	5.03	\$45,237	123	3.85	\$37,486	104	3.89	\$45,801
Southern Hills	60	2.15	\$24,392	65	2.62	\$33,499	97	2.76	\$36,508	80	2.86	\$37,548	108	2.99	\$44,244
Spring Valley	209	2.64	\$35,014	249	2.37	\$35,425	210	2.89	\$41,481	219	2.51	\$38,911	213	2.97	\$52,993
St. Rose-Rose de Lima	164	3.26	\$32,884	151	3.75	\$35,518	163	2.48	\$31,865	158	2.58	\$33,112	118	3.08	\$42,863
St. Rose-San Martin	201	3.07	\$23,800	235	3.29	\$27,183	205	3.05	\$31,171	172	2.85	\$33,845	164	3.38	\$42,263
St. Rose-Siena	386	2.70	\$27,918	328	2.86	\$31,797	310	2.57	\$30,511	309	2.56	\$34,692	270	2.70	\$40,668
Summerlin	303	2.63	\$30,749	301	2.85	\$38,983	275	3.16	\$45,652	275	3.48	\$50,586	242	3.16	\$51,974
Sunrise	311	3.41	\$39,382	336	2.96	\$38,889	394	2.73	\$41,098	384	2.86	\$44,814	371	2.93	\$48,207
UMC	224	2.71	\$24,236	237	3.40	\$30,258	267	3.43	\$33,679	264	2.99	\$26,889	215	3.12	\$28,805
Valley	306	3.06	\$36,166	242	2.76	\$37,002	269	2.75	\$44,798	252	2.91	\$52,426	213	3.53	\$55,936
<b>Total</b>	<b>3,067</b>	<b>2.96</b>	<b>\$32,164</b>	<b>2,975</b>	<b>3.00</b>	<b>\$35,804</b>	<b>3,057</b>	<b>3.05</b>	<b>\$39,599</b>	<b>3,028</b>	<b>2.97</b>	<b>\$41,285</b>	<b>2,905</b>	<b>3.18</b>	<b>\$47,218</b>
<b>Washoe</b>															
Carson Tahoe	248	2.65	\$18,888	238	2.60	\$19,198	196	3.08	\$22,891	201	3.11	\$22,806	210	2.91	\$22,629
Northern Nevada	48	2.58	\$25,581	58	2.55	\$27,103	66	2.24	\$30,457	66	1.98	\$28,691	53	2.81	\$37,090
Renown Regional	342	2.95	\$24,174	395	3.22	\$25,572	392	2.90	\$24,112	460	3.14	\$26,568	393	3.07	\$27,664
Renown S. Meadows	46	2.17	\$19,133	49	2.22	\$20,521	75	2.08	\$21,618	50	2.12	\$23,681	52	2.23	\$24,121
Saint Mary's	250	2.61	\$17,333	210	2.77	\$19,456	218	2.42	\$18,893	271	2.50	\$18,800	290	2.53	\$19,187
Sierra Surgery	1	1.00	\$7,535	0	0.00	\$0	0	0.00	\$0	0	0.00	\$0	0	0.00	\$0
<b>Total</b>	<b>935</b>	<b>2.72</b>	<b>\$20,749</b>	<b>950</b>	<b>2.87</b>	<b>\$22,456</b>	<b>947</b>	<b>2.72</b>	<b>\$22,902</b>	<b>1,048</b>	<b>2.85</b>	<b>\$23,834</b>	<b>998</b>	<b>2.82</b>	<b>\$24,457</b>
<b>Rural</b>															
Battle Mountain	0	0.00	\$0	0	0.00	\$0	0	0.00	\$0	0	0.00	\$0	0	0.00	\$0
Boulder City	26	2.19	\$6,634	23	2.70	\$9,825	20	2.20	\$6,151	24	3.63	\$18,855	12	1.83	\$12,661
Carson Valley	19	1.58	\$11,974	24	2.13	\$18,761	11	1.73	\$15,220	17	2.18	\$22,114	15	2.07	\$17,890
Churchill	50	2.58	\$13,806	51	2.69	\$15,360	41	3.15	\$18,181	34	2.62	\$17,285	16	2.44	\$15,247
Desert View	64	2.11	\$10,976	86	2.23	\$11,634	74	2.50	\$14,051	61	2.21	\$14,745	99	2.19	\$18,085
Grover C. Dils	0	0.00	\$0	1	1.00	\$3,779	2	3.50	\$6,676	0	0.00	\$0	1	3.00	\$8,444
Humboldt	5	3.40	\$13,673	27	3.52	\$23,126	8	2.00	\$13,908	18	2.00	\$15,982	17	3.00	\$19,121
Incline Village	0	0.00	\$0	0	0.00	\$0	0	0.00	\$0	0	0.00	\$0	0	0.00	\$0
Mesa View	40	2.03	\$11,058	37	2.24	\$12,577	35	2.06	\$13,099	22	2.05	\$12,327	29	2.21	\$12,748
Mount Grant	13	2.69	\$8,641	13	2.77	\$8,978	7	4.14	\$11,694	11	2.73	\$9,060	4	5.50	\$19,910
Northeastern	44	2.95	\$27,386	45	2.49	\$24,472	43	2.21	\$24,689	35	2.31	\$26,141	35	3.29	\$32,000
Nye	8	2.00	\$8,796	4	1.75	\$8,850	4	2.25	\$11,010	0	0.00	\$0	0	0.00	\$0
Pershing	1	1.00	\$1,579	1	2.00	\$10,991	1	3.00	\$5,409	0	0.00	\$0	1	3.00	\$11,997
South Lyon	9	1.89	\$7,575	6	2.00	\$8,932	3	4.33	\$12,084	2	1.00	\$4,263	0	0.00	\$0
William Bee Ririe	5	3.60	\$14,463	14	2.07	\$8,500	8	2.13	\$9,364	7	2.00	\$12,110	6	2.50	\$15,803
<b>Total</b>	<b>284</b>	<b>2.35</b>	<b>\$13,497</b>	<b>332</b>	<b>2.47</b>	<b>\$15,032</b>	<b>257</b>	<b>2.48</b>	<b>\$15,419</b>	<b>231</b>	<b>2.41</b>	<b>\$17,240</b>	<b>235</b>	<b>2.48</b>	<b>\$18,997</b>
<b>All Counties</b>	<b>4,286</b>	<b>2.87</b>	<b>\$28,437</b>	<b>4,257</b>	<b>2.93</b>	<b>\$31,205</b>	<b>4,261</b>	<b>2.94</b>	<b>\$34,429</b>	<b>4,307</b>	<b>2.91</b>	<b>\$35,749</b>	<b>4,138</b>	<b>3.05</b>	<b>\$40,126</b>

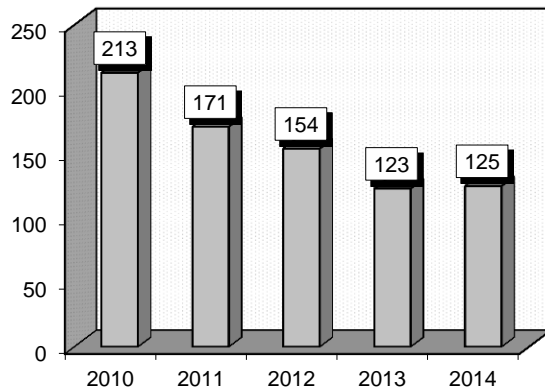
### Angina Pectoris (311)

**Diagnoses:** that frequently accompanied Angina Pectoris were: 1) Intermediate coronary syndrome (4111), 2) Unspecified essential hypertension (4019), 3) Other and unspecified hyperlipidemia (2724), 4) Tobacco use disorder (3051), 5) Diabetes mellitus without mention of complication, type II or unspecified type, not stated as uncontrolled (25000).

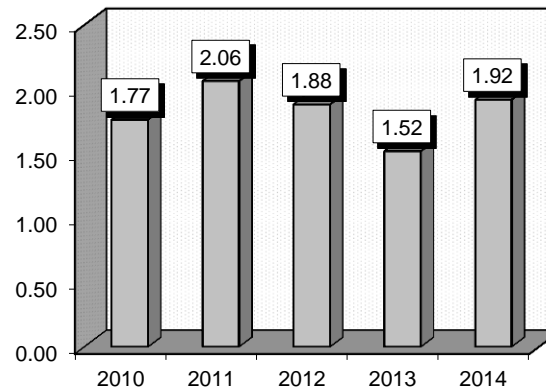
**Definitions:** **Chest pain:** A physical complaint that requires immediate diagnosis and evaluation. **Angina:** Pain, discomfort, or pressure localized in the chest that is caused by an insufficient supply of blood (ischemia) to the heart muscle. It is also sometimes characterized by a feeling of choking, suffocation, or crushing heaviness. **Diabetes mellitus:** A condition in which the pancreas no longer produces enough insulin or cells stop responding to the insulin that is produced, so that glucose in the blood cannot be absorbed into the cells of the body. **Hyperglycemia:** An abnormally high concentration of glucose in the circulating blood, seen especially in patients with diabetes mellitus. **Ischemia:** An insufficient supply of blood to an organ, usually due to a blocked artery. **Atherosclerosis:** The build up of a waxy plaque on the inside of blood vessels.

Gender	2010			2011			2012			2013			2014		
	Cases	Avg LOS	Avg Bill	Cases	Avg LOS	Avg Bill	Cases	Avg LOS	Avg Bill	Cases	Avg LOS	Avg Bill	Cases	Avg LOS	Avg Bill
Male	118	1.74	\$18,081	97	2.14	\$21,154	87	1.79	\$22,582	68	1.46	\$22,632	67	2.03	\$32,088
Female	95	1.80	\$16,266	74	1.96	\$21,141	67	2.00	\$25,748	55	1.60	\$24,779	58	1.79	\$27,613
Age Group	Cases	Avg LOS	Avg Bill	Cases	Avg LOS	Avg Bill	Cases	Avg LOS	Avg Bill	Cases	Avg LOS	Avg Bill	Cases	Avg LOS	Avg Bill
0-17	0	0.00	\$0	0	0.00	\$0	0	0.00	\$0	0	0.00	\$0	0	0.00	\$0
18-35	3	1.00	\$14,183	2	4.00	\$43,763	4	1.75	\$27,784	5	1.20	\$25,206	1	2.00	\$24,273
36-49	19	2.26	\$25,597	23	1.43	\$20,978	18	1.28	\$23,377	27	1.44	\$22,736	19	1.32	\$29,948
50-64	81	1.59	\$17,382	58	1.72	\$21,224	56	2.09	\$23,141	39	1.36	\$20,844	57	2.07	\$31,746
65+	110	1.83	\$15,836	88	2.41	\$20,629	76	1.88	\$24,499	52	1.71	\$25,942	48	1.98	\$28,097
<b>Total</b>	<b>213</b>	<b>1.77</b>	<b>\$17,271</b>	<b>171</b>	<b>2.06</b>	<b>\$21,148</b>	<b>154</b>	<b>1.88</b>	<b>\$23,959</b>	<b>123</b>	<b>1.52</b>	<b>\$23,592</b>	<b>125</b>	<b>1.92</b>	<b>\$30,012</b>

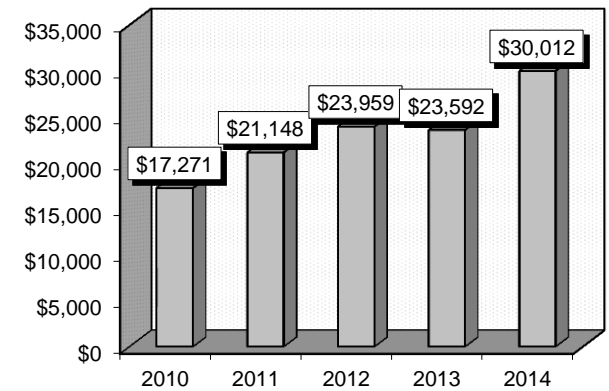
Patient Discharges



Average Length of Stay



Average Billed Charges



County / Hospital	2010			2011			2012			2013			2014		
	Cases	Avg LOS	Avg Bill	Cases	Avg LOS	Avg Bill	Cases	Avg LOS	Avg Bill	Cases	Avg LOS	Avg Bill	Cases	Avg LOS	Avg Bill
<b>Clark</b>															
Centennial Hills	10	1.70	\$27,041	5	1.80	\$31,247	7	2.00	\$40,916	4	1.25	\$21,011	6	3.17	\$22,249
Desert Springs	5	1.60	\$18,328	2	1.50	\$24,308	12	2.25	\$34,074	7	1.57	\$30,058	12	1.75	\$38,663
Mountain View	4	2.00	\$24,324	3	1.67	\$28,127	3	1.00	\$20,757	7	1.57	\$32,564	12	2.33	\$43,800
North Vista	5	1.20	\$23,795	8	3.38	\$41,086	5	1.60	\$33,104	3	1.67	\$23,984	0	0.00	\$0
Southern Hills	1	1.00	\$16,152	0	0.00	\$0	9	1.67	\$25,845	1	3.00	\$25,416	1	1.00	\$17,818
Spring Valley	10	1.10	\$25,486	1	1.00	\$29,460	4	2.50	\$44,892	9	1.22	\$38,679	5	1.20	\$39,353
St. Rose-Rose de Lima	3	3.33	\$29,769	6	1.83	\$32,401	3	2.67	\$33,802	4	2.00	\$24,743	0	0.00	\$0
St. Rose-San Martin	4	1.25	\$21,226	2	3.00	\$27,889	3	1.67	\$30,808	1	1.00	\$21,516	0	0.00	\$0
St. Rose-Siena	10	1.50	\$23,242	4	1.00	\$20,367	3	1.33	\$32,639	2	1.00	\$27,466	2	1.50	\$34,146
Summerlin	2	1.00	\$16,182	5	1.80	\$24,680	6	1.33	\$23,334	2	2.00	\$45,047	5	1.20	\$35,484
Sunrise	9	1.56	\$26,174	12	1.75	\$39,124	6	1.33	\$37,426	5	1.00	\$20,138	11	2.18	\$47,701
UMC	8	1.50	\$19,901	9	2.33	\$19,126	8	2.13	\$21,348	6	1.50	\$23,803	7	2.57	\$22,721
Valley	27	1.93	\$27,318	19	1.84	\$27,938	12	2.17	\$41,347	20	1.90	\$36,105	12	2.00	\$46,310
<b>Total</b>	<b>98</b>	<b>1.64</b>	<b>\$24,701</b>	<b>76</b>	<b>2.00</b>	<b>\$29,933</b>	<b>81</b>	<b>1.89</b>	<b>\$32,821</b>	<b>71</b>	<b>1.59</b>	<b>\$30,972</b>	<b>73</b>	<b>2.05</b>	<b>\$38,669</b>
<b>Washoe</b>															
Carson Tahoe	3	1.67	\$15,568	4	1.50	\$13,329	4	1.25	\$13,957	1	2.00	\$20,159	7	1.71	\$27,943
Northern Nevada	1	3.00	\$25,719	0	0.00	\$0	0	0.00	\$0	0	0.00	\$0	0	0.00	\$0
Renown Regional	16	2.00	\$17,344	17	2.65	\$21,307	13	2.15	\$18,261	3	1.33	\$23,006	6	2.50	\$23,607
Renown S. Meadows	8	1.50	\$13,763	4	1.25	\$13,932	4	1.75	\$23,354	5	1.00	\$18,985	0	0.00	\$0
Saint Mary's	2	2.50	\$11,963	2	1.00	\$18,207	8	1.13	\$16,981	20	1.35	\$15,421	21	1.38	\$14,520
Sierra Surgery	0	0.00	\$0	0	0.00	\$0	0	0.00	\$0	0	0.00	\$0	0	0.00	\$0
<b>Total</b>	<b>30</b>	<b>1.90</b>	<b>\$16,132</b>	<b>27</b>	<b>2.15</b>	<b>\$18,803</b>	<b>29</b>	<b>1.69</b>	<b>\$18,017</b>	<b>29</b>	<b>1.31</b>	<b>\$16,983</b>	<b>34</b>	<b>1.65</b>	<b>\$18,887</b>
<b>Rural</b>															
Battle Mountain	0	0.00	\$0	0	0.00	\$0	0	0.00	\$0	0	0.00	\$0	0	0.00	\$0
Boulder City	3	1.00	\$5,635	4	1.00	\$4,701	0	0.00	\$0	0	0.00	\$0	0	0.00	\$0
Carson Valley	0	0.00	\$0	1	2.00	\$29,818	0	0.00	\$0	1	1.00	\$5,666	0	0.00	\$0
Churchill	3	2.00	\$16,612	6	1.33	\$9,392	3	1.33	\$11,091	1	1.00	\$7,163	1	1.00	\$13,908
Desert View	17	1.47	\$9,236	11	1.55	\$9,271	10	1.50	\$8,962	7	1.86	\$15,263	3	1.00	\$11,553
Grover C. Dils	0	0.00	\$0	0	0.00	\$0	0	0.00	\$0	0	0.00	\$0	0	0.00	\$0
Humboldt	0	0.00	\$0	9	1.89	\$13,333	3	1.00	\$7,676	0	0.00	\$0	0	0.00	\$0
Incline Village	0	0.00	\$0	0	0.00	\$0	0	0.00	\$0	0	0.00	\$0	0	0.00	\$0
Mesa View	5	1.20	\$7,656	2	1.00	\$11,808	1	1.00	\$9,717	0	0.00	\$0	0	0.00	\$0
Mount Grant	42	2.19	\$6,881	20	3.45	\$11,931	18	2.61	\$8,090	13	1.54	\$5,684	8	2.38	\$8,483
Northeastern	6	1.67	\$24,264	8	1.50	\$20,703	6	2.33	\$29,756	1	1.00	\$16,734	6	1.83	\$28,338
Nye	4	1.25	\$7,902	5	2.00	\$12,818	3	1.33	\$9,636	0	0.00	\$0	0	0.00	\$0
Pershing	0	0.00	\$0	0	0.00	\$0	0	0.00	\$0	0	0.00	\$0	0	0.00	\$0
South Lyon	0	0.00	\$0	1	1.00	\$11,000	0	0.00	\$0	0	0.00	\$0	0	0.00	\$0
William Bee Ririe	5	2.20	\$9,177	1	1.00	\$3,904	0	0.00	\$0	0	0.00	\$0	0	0.00	\$0
<b>Total</b>	<b>85</b>	<b>1.86</b>	<b>\$9,107</b>	<b>68</b>	<b>2.10</b>	<b>\$12,262</b>	<b>44</b>	<b>2.00</b>	<b>\$11,561</b>	<b>23</b>	<b>1.57</b>	<b>\$9,144</b>	<b>18</b>	<b>1.89</b>	<b>\$15,914</b>
<b>All Counties</b>	<b>213</b>	<b>1.77</b>	<b>\$17,271</b>	<b>171</b>	<b>2.06</b>	<b>\$21,148</b>	<b>154</b>	<b>1.88</b>	<b>\$23,959</b>	<b>123</b>	<b>1.52</b>	<b>\$23,592</b>	<b>125</b>	<b>1.92</b>	<b>\$30,012</b>

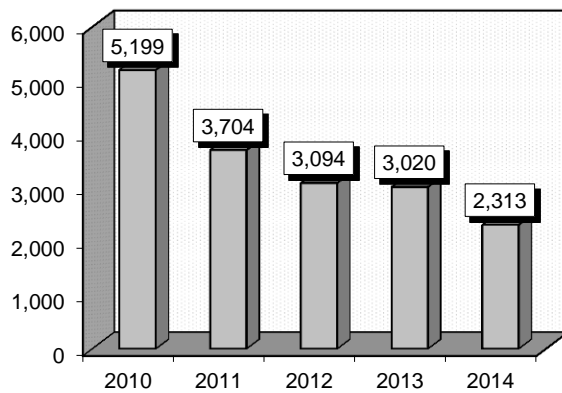
### Chest Pain (313)

**Diagnoses:** that frequently accompanied Chest Pain were: 1) Unspecified essential hypertension (4019), 2) Tobacco use disorder (3051), 3) Other and unspecified hyperlipidemia (2724), 4) Diabetes mellitus without mention of complication, type II or unspecified type, not stated as uncontrolled (25000), 5) Coronary atherosclerosis of native coronary artery (41401).

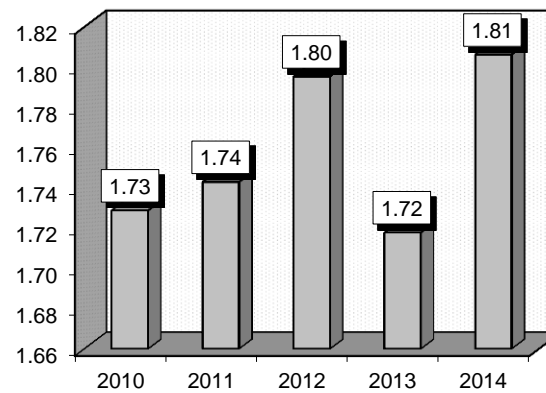
**Definitions: Chest pain:** A physical complaint that requires immediate diagnosis and evaluation. **Angina:** Pain, discomfort, or pressure localized in the chest that is caused by an insufficient supply of blood (ischemia) to the heart muscle. It is also sometimes characterized by a feeling of choking, suffocation, or crushing heaviness. **Aortic dissection:** A serious condition in which the inner layer of the aorta, the large blood vessel branching off the heart, tears. Blood surges through the tear, causing the inner and middle layers of the aorta to separate (dissect). **Hypertension:** High blood pressure. **Hyperlipidemia:** An abnormally high concentration of fats or lipids in the blood. **Diabetes mellitus:** A condition in which the pancreas no longer produces enough insulin or cells stop responding to the insulin that is produced, so that glucose in the blood cannot be absorbed into the cells of the body. **Hyperglycemia:** An abnormally high concentration of glucose in the circulating blood, seen especially in patients with diabetes mellitus. **Ischemia:** An insufficient supply of blood to an organ, usually due to a blocked artery.

Gender	2010			2011			2012			2013			2014		
	Cases	Avg LOS	Avg Bill	Cases	Avg LOS	Avg Bill	Cases	Avg LOS	Avg Bill	Cases	Avg LOS	Avg Bill	Cases	Avg LOS	Avg Bill
Male	2,610	1.76	\$23,041	1,802	1.73	\$25,589	1,517	1.80	\$28,118	1,544	1.71	\$27,926	1,146	1.85	\$32,837
Female	2,589	1.70	\$23,733	1,902	1.75	\$26,305	1,577	1.79	\$29,356	1,476	1.72	\$29,584	1,167	1.76	\$33,210
Age Group	Cases	Avg LOS	Avg Bill	Cases	Avg LOS	Avg Bill	Cases	Avg LOS	Avg Bill	Cases	Avg LOS	Avg Bill	Cases	Avg LOS	Avg Bill
0-17	7	1.43	\$15,522	5	1.20	\$9,586	5	1.20	\$17,790	7	2.29	\$22,149	0	0.00	\$0
18-35	261	1.65	\$22,731	179	1.64	\$25,602	146	1.73	\$27,780	151	1.83	\$26,463	96	1.68	\$30,409
36-49	1,158	1.81	\$25,376	763	1.65	\$26,053	629	1.68	\$28,577	665	1.62	\$29,067	462	1.68	\$32,645
50-64	1,866	1.71	\$22,931	1,329	1.74	\$25,777	1,155	1.78	\$29,335	1,185	1.68	\$28,682	970	1.82	\$32,709
65+	1,907	1.71	\$22,741	1,428	1.82	\$26,174	1,159	1.89	\$28,427	1,012	1.81	\$28,968	785	1.88	\$33,959
<b>Total</b>	<b>5,199</b>	<b>1.73</b>	<b>\$23,386</b>	<b>3,704</b>	<b>1.74</b>	<b>\$25,957</b>	<b>3,094</b>	<b>1.80</b>	<b>\$28,749</b>	<b>3,020</b>	<b>1.72</b>	<b>\$28,737</b>	<b>2,313</b>	<b>1.81</b>	<b>\$33,025</b>

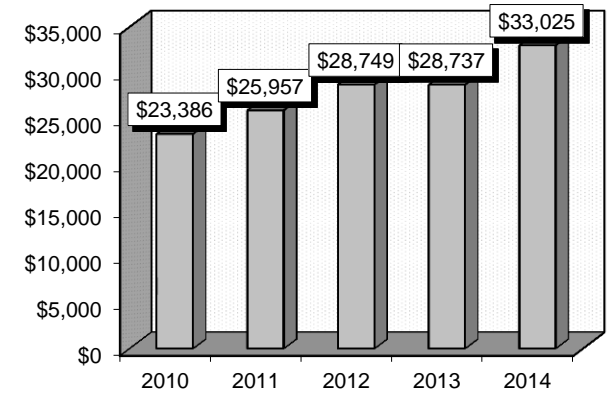
Patient Discharges



Average Length of Stay



Average Billed Charges



County / Hospital	2010			2011			2012			2013			2014		
	Cases	Avg LOS	Avg Bill	Cases	Avg LOS	Avg Bill	Cases	Avg LOS	Avg Bill	Cases	Avg LOS	Avg Bill	Cases	Avg LOS	Avg Bill
<b>Clark</b>															
Centennial Hills	257	1.59	\$27,255	200	1.60	\$29,548	147	1.97	\$37,728	191	1.63	\$38,022	106	1.56	\$40,513
Desert Springs	490	1.81	\$27,103	313	1.82	\$29,980	308	2.06	\$33,609	342	1.85	\$31,546	218	1.92	\$40,817
Mountain View	440	1.90	\$28,320	338	1.76	\$31,151	352	1.61	\$33,204	255	1.87	\$38,050	217	2.10	\$45,790
North Vista	97	1.89	\$27,572	58	1.81	\$28,017	68	2.18	\$26,011	65	1.80	\$24,512	33	1.45	\$24,042
Southern Hills	89	1.43	\$18,112	95	1.37	\$21,269	135	1.33	\$22,492	83	1.37	\$25,246	72	1.42	\$29,391
Spring Valley	356	1.47	\$29,806	207	1.62	\$37,002	186	2.49	\$42,226	188	1.71	\$32,428	129	1.66	\$44,746
St. Rose-Rose de Lima	181	1.69	\$22,147	87	1.61	\$25,140	62	2.00	\$31,036	81	1.63	\$30,224	41	1.51	\$34,310
St. Rose-San Martin	149	1.80	\$23,185	115	1.82	\$22,952	63	1.71	\$24,752	63	1.76	\$28,837	26	1.77	\$38,162
St. Rose-Siena	258	1.62	\$21,078	82	1.67	\$27,164	56	1.71	\$30,018	58	1.43	\$30,122	34	2.00	\$34,321
Summerlin	421	1.47	\$24,847	246	1.67	\$29,977	212	2.32	\$35,025	173	2.36	\$35,612	139	2.42	\$38,927
Sunrise	225	2.09	\$32,670	298	2.04	\$34,760	300	1.64	\$35,651	233	1.78	\$39,174	218	2.38	\$50,351
UMC	510	1.90	\$20,266	353	1.75	\$20,175	208	1.79	\$22,115	267	1.95	\$21,376	182	1.85	\$21,534
Valley	544	1.98	\$26,322	310	1.85	\$31,081	254	1.90	\$34,622	312	1.62	\$33,997	216	2.10	\$43,341
<b>Total</b>	<b>4,017</b>	<b>1.77</b>	<b>\$25,644</b>	<b>2,702</b>	<b>1.76</b>	<b>\$29,116</b>	<b>2,351</b>	<b>1.89</b>	<b>\$32,720</b>	<b>2,311</b>	<b>1.79</b>	<b>\$32,520</b>	<b>1,631</b>	<b>1.98</b>	<b>\$39,880</b>
<b>Washoe</b>															
Carson Tahoe	83	1.43	\$16,697	70	1.81	\$18,631	49	1.84	\$19,237	61	1.75	\$20,266	87	1.29	\$15,904
Northern Nevada	23	1.78	\$24,576	15	1.87	\$23,737	9	1.44	\$29,327	11	1.18	\$23,724	6	1.50	\$35,902
Renown Regional	440	1.79	\$21,416	430	1.85	\$22,670	234	1.53	\$20,371	110	1.62	\$21,576	63	2.03	\$25,049
Renown S. Meadows	77	1.34	\$19,244	57	1.26	\$21,383	60	1.43	\$20,602	18	1.17	\$21,494	12	1.42	\$21,382
Saint Mary's	42	1.57	\$15,878	30	2.17	\$21,372	145	1.24	\$15,281	333	1.26	\$14,951	413	1.24	\$15,636
Sierra Surgery	0	0.00	\$0	0	0.00	\$0	0	0.00	\$0	0	0.00	\$0	0	0.00	\$0
<b>Total</b>	<b>665</b>	<b>1.68</b>	<b>\$20,335</b>	<b>602</b>	<b>1.81</b>	<b>\$22,040</b>	<b>497</b>	<b>1.46</b>	<b>\$18,964</b>	<b>533</b>	<b>1.39</b>	<b>\$17,329</b>	<b>581</b>	<b>1.34</b>	<b>\$17,024</b>
<b>Rural</b>															
Battle Mountain	0	0.00	\$0	0	0.00	\$0	0	0.00	\$0	1	2.00	\$2,735	0	0.00	\$0
Boulder City	19	1.47	\$8,034	11	1.82	\$7,838	3	2.67	\$16,625	3	1.00	\$19,145	2	2.00	\$9,044
Carson Valley	8	1.38	\$14,124	5	1.40	\$15,322	6	1.17	\$15,061	2	2.00	\$9,074	1	2.00	\$28,690
Churchill	89	1.46	\$10,634	63	1.51	\$11,800	62	1.27	\$9,888	18	1.50	\$13,538	11	1.55	\$13,446
Desert View	245	1.64	\$9,488	177	1.66	\$9,107	94	1.59	\$8,765	95	1.79	\$12,819	34	1.53	\$13,114
Grover C. Dils	2	1.00	\$5,232	0	0.00	\$0	0	0.00	\$0	0	0.00	\$0	0	0.00	\$0
Humboldt	5	1.60	\$4,793	52	1.46	\$12,922	41	1.78	\$13,772	28	1.54	\$13,671	16	1.94	\$15,153
Incline Village	0	0.00	\$0	0	0.00	\$0	0	0.00	\$0	0	0.00	\$0	0	0.00	\$0
Mesa View	75	1.13	\$8,231	38	1.26	\$8,773	1	2.00	\$6,393	2	1.00	\$4,226	3	1.33	\$5,499
Mount Grant	17	2.00	\$7,955	11	1.45	\$4,080	10	2.10	\$6,335	6	2.00	\$7,914	10	2.80	\$11,441
Northeastern	31	1.58	\$17,132	26	1.38	\$18,375	15	1.53	\$17,802	20	1.80	\$20,185	23	1.52	\$18,243
Nye	12	1.17	\$7,746	10	1.30	\$9,130	6	1.00	\$7,391	0	0.00	\$0	0	0.00	\$0
Pershing	1	1.00	\$3,073	0	0.00	\$0	1	1.00	\$4,186	0	0.00	\$0	0	0.00	\$0
South Lyon	4	1.75	\$7,370	1	1.00	\$3,104	1	1.00	\$6,358	0	0.00	\$0	0	0.00	\$0
William Bee Ririe	9	1.11	\$7,538	6	1.67	\$10,524	6	1.17	\$10,925	1	1.00	\$12,759	1	2.00	\$17,638
<b>Total</b>	<b>517</b>	<b>1.51</b>	<b>\$9,764</b>	<b>400</b>	<b>1.54</b>	<b>\$10,509</b>	<b>246</b>	<b>1.53</b>	<b>\$10,565</b>	<b>176</b>	<b>1.70</b>	<b>\$13,608</b>	<b>101</b>	<b>1.73</b>	<b>\$14,368</b>
<b>All Counties</b>	<b>5,199</b>	<b>1.73</b>	<b>\$23,386</b>	<b>3,704</b>	<b>1.74</b>	<b>\$25,957</b>	<b>3,094</b>	<b>1.80</b>	<b>\$28,749</b>	<b>3,020</b>	<b>1.72</b>	<b>\$28,737</b>	<b>2,313</b>	<b>1.81</b>	<b>\$33,025</b>

## Stomach, Esophageal & Duodenal Procedures (326-328)

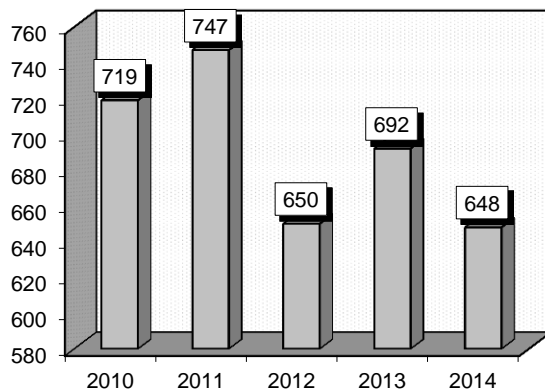
**Diagnoses:** that frequently accompanied Stomach, Esophageal & Duodenal Procedures were: 1) Unspecified essential hypertension (4019), 2) Hypopotassemia (2768), 3) Acute posthemorrhagic anemia (2851), 4) Other and unspecified hyperlipidemia (2724).

**Procedures:** that frequently accompanied Stomach, Esophageal & Duodenal Procedures were: 1) Venous catheterization, not elsewhere classified (3893), 2) Transfusion of packed cells (9904), 3) Parenteral infusion of concentrated nutritional substances (9915), 4) Laparoscopic procedures for creation of esophagogastric sphincteric competence (4467), 5) Laparoscopic repair of diaphragmatic hernia, abdominal approach (5371).

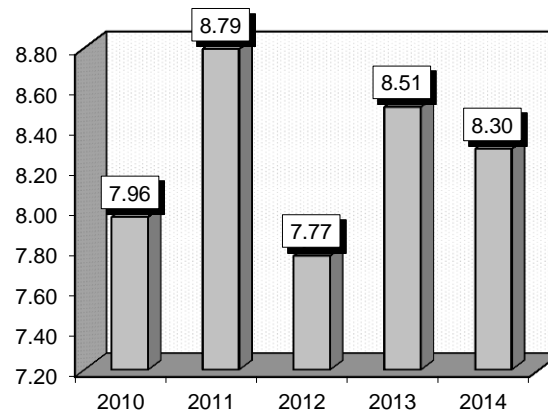
**Definitions: Esophagus:** The musculomembranous passage extending from the pharynx to the stomach. **Duodenal:** Refers to the duodenum, or the first part of the small intestine. **Jejunum:** The middle part of the small intestine, connecting the duodenum and the ileum. **Ileum:** The lower-third distal portion of the small intestine, extending from the jejunum to the cecum. **Cecum:** A pouchlike structure or cul-de-sac constituting the first part of the large intestine. It is inferior to the junction of the ascending colon and joins the ileum, the last segment of the small intestine, at the ileocecal valve. **Pyloric sphincter:** A sphincter at the opening from the stomach into the duodenum. It is usually closed, opening only for a moment when a peristaltic wave passes over it. **Pyloric stenosis:** A narrowing of the pyloric sphincter at the outlet of the stomach, causing an obstruction that blocks the flow of food into the small intestine. **Pyloromyotomy:** Longitudinal incision through the anterior wall of the pyloric canal to the level of the submucosa, to treat hypertrophic pyloric stenosis. **Anastomosis:** A connection made surgically between adjacent blood vessels, parts of the intestine, or other channels of the body, or the operation in which this is constructed.

Gender	2010			2011			2012			2013			2014		
	Cases	Avg LOS	Avg Bill	Cases	Avg LOS	Avg Bill	Cases	Avg LOS	Avg Bill	Cases	Avg LOS	Avg Bill	Cases	Avg LOS	Avg Bill
Male	340	8.22	\$110,135	363	9.12	\$126,391	314	8.30	\$118,254	327	9.99	\$150,956	286	8.72	\$149,727
Female	379	7.72	\$98,403	384	8.48	\$117,221	336	7.27	\$108,668	365	7.18	\$117,422	362	7.96	\$126,653
Age Group	Cases	Avg LOS	Avg Bill	Cases	Avg LOS	Avg Bill	Cases	Avg LOS	Avg Bill	Cases	Avg LOS	Avg Bill	Cases	Avg LOS	Avg Bill
0-17	103	4.70	\$43,170	114	5.41	\$48,233	91	5.56	\$47,880	84	8.26	\$99,922	80	7.45	\$71,769
18-35	49	6.51	\$80,300	45	6.73	\$90,712	62	5.58	\$84,282	55	6.49	\$101,382	37	6.46	\$102,458
36-49	87	8.09	\$108,816	90	6.90	\$104,861	87	7.36	\$100,732	89	9.85	\$150,385	104	8.35	\$137,877
50-64	212	7.53	\$101,795	221	8.33	\$116,966	174	7.80	\$112,496	210	7.97	\$128,516	173	9.40	\$161,718
65+	268	9.78	\$131,759	277	11.51	\$166,156	236	9.32	\$151,371	254	9.00	\$149,133	254	8.06	\$144,966
<b>Total</b>	<b>719</b>	<b>7.96</b>	<b>\$103,950</b>	<b>747</b>	<b>8.79</b>	<b>\$121,677</b>	<b>650</b>	<b>7.77</b>	<b>\$113,299</b>	<b>692</b>	<b>8.51</b>	<b>\$133,269</b>	<b>648</b>	<b>8.30</b>	<b>\$136,837</b>

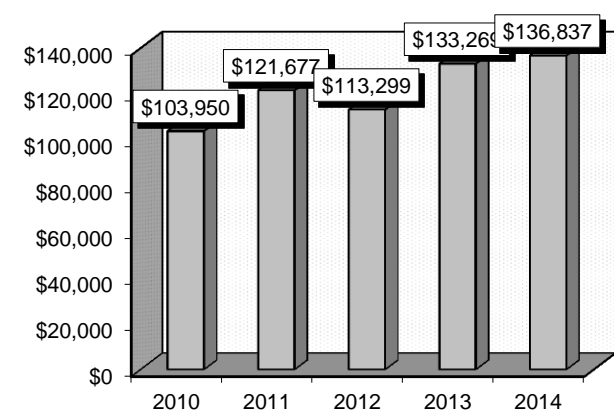
Patient Discharges



Average Length of Stay



Average Billed Charges





County / Hospital	2010			2011			2012			2013			2014		
	Cases	Avg LOS	Avg Bill	Cases	Avg LOS	Avg Bill	Cases	Avg LOS	Avg Bill	Cases	Avg LOS	Avg Bill	Cases	Avg LOS	Avg Bill
<b>Clark</b>															
Centennial Hills	15	6.00	\$97,373	20	11.75	\$216,363	20	6.90	\$125,693	18	8.67	\$171,429	19	7.89	\$189,159
Desert Springs	31	13.71	\$204,141	35	7.17	\$128,628	20	8.60	\$170,746	35	11.31	\$211,636	29	10.86	\$212,238
Mountain View	37	5.81	\$89,496	38	5.45	\$103,290	64	4.95	\$108,273	41	6.54	\$153,017	42	8.02	\$185,562
North Vista	8	9.63	\$217,353	13	3.69	\$47,671	8	8.88	\$180,666	15	7.47	\$99,053	21	6.43	\$108,533
Southern Hills	15	10.73	\$153,681	12	9.58	\$145,634	7	6.14	\$93,379	11	7.64	\$144,299	6	17.50	\$400,312
Spring Valley	24	11.13	\$135,088	26	10.96	\$195,713	28	8.89	\$145,012	39	9.56	\$181,263	44	8.50	\$164,886
St. Rose-Rose de Lima	20	7.15	\$105,344	12	7.33	\$90,202	15	6.80	\$108,284	12	10.42	\$187,731	9	10.22	\$175,794
St. Rose-San Martin	54	8.44	\$121,706	55	12.36	\$192,327	39	11.62	\$167,534	36	9.44	\$142,220	21	10.52	\$166,138
St. Rose-Siena	39	10.26	\$122,045	39	11.21	\$133,846	34	8.97	\$100,632	36	11.08	\$155,314	37	10.38	\$146,919
Summerlin	53	7.40	\$127,853	39	5.87	\$109,008	28	4.36	\$100,398	52	6.13	\$140,215	35	7.69	\$210,309
Sunrise	73	8.51	\$117,682	87	10.11	\$135,424	76	9.88	\$143,960	78	10.97	\$175,015	78	8.10	\$136,526
UMC	59	7.75	\$98,894	82	10.94	\$136,739	68	10.37	\$137,175	65	10.62	\$138,927	62	10.73	\$132,159
Valley	28	9.89	\$182,322	41	15.00	\$236,997	35	11.20	\$197,724	28	10.54	\$217,284	25	11.12	\$270,216
<b>Total</b>	<b>456</b>	<b>8.73</b>	<b>\$127,482</b>	<b>499</b>	<b>9.95</b>	<b>\$148,403</b>	<b>442</b>	<b>8.64</b>	<b>\$137,099</b>	<b>466</b>	<b>9.47</b>	<b>\$162,939</b>	<b>428</b>	<b>9.25</b>	<b>\$170,432</b>
<b>Washoe</b>															
Carson Tahoe	19	9.26	\$106,404	19	7.68	\$88,263	15	6.87	\$82,970	15	8.13	\$97,979	18	9.11	\$103,584
Northern Nevada	5	9.60	\$98,161	12	5.17	\$77,919	14	3.93	\$67,454	27	5.56	\$90,780	16	4.94	\$72,704
Renown Regional	117	7.79	\$60,067	100	7.72	\$64,114	83	7.07	\$60,300	81	8.74	\$82,922	88	8.41	\$77,616
Renown S. Meadows	15	7.73	\$73,226	17	5.41	\$46,216	17	4.76	\$48,971	16	4.50	\$45,283	20	2.05	\$32,570
Saint Mary's	78	4.74	\$59,741	78	5.49	\$75,712	60	5.12	\$65,698	69	4.87	\$59,672	60	4.95	\$70,146
Sierra Surgery	6	1.50	\$23,992	7	1.86	\$22,244	4	3.25	\$25,165	6	3.50	\$33,192	6	2.33	\$26,486
<b>Total</b>	<b>240</b>	<b>6.80</b>	<b>\$64,343</b>	<b>233</b>	<b>6.49</b>	<b>\$68,113</b>	<b>193</b>	<b>5.94</b>	<b>\$62,533</b>	<b>214</b>	<b>6.58</b>	<b>\$73,264</b>	<b>208</b>	<b>6.42</b>	<b>\$71,524</b>
<b>Rural</b>															
Battle Mountain	0	0.00	\$0	0	0.00	\$0	0	0.00	\$0	0	0.00	\$0	0	0.00	\$0
Boulder City	0	0.00	\$0	0	0.00	\$0	0	0.00	\$0	0	0.00	\$0	0	0.00	\$0
Carson Valley	6	5.83	\$78,157	5	3.20	\$41,695	4	4.75	\$53,300	3	5.33	\$42,219	6	10.67	\$94,657
Churchill	11	4.64	\$37,898	3	9.67	\$82,692	1	5.00	\$33,592	1	15.00	\$100,187	2	3.00	\$38,547
Desert View	1	2.00	\$18,031	0	0.00	\$0	0	0.00	\$0	1	3.00	\$58,870	0	0.00	\$0
Grover C. Dils	0	0.00	\$0	0	0.00	\$0	0	0.00	\$0	0	0.00	\$0	0	0.00	\$0
Humboldt	0	0.00	\$0	1	11.00	\$98,500	1	16.00	\$296,429	1	7.00	\$72,281	4	3.75	\$50,842
Incline Village	0	0.00	\$0	0	0.00	\$0	0	0.00	\$0	0	0.00	\$0	0	0.00	\$0
Mesa View	2	1.00	\$24,559	2	4.50	\$35,448	1	3.00	\$35,842	1	3.00	\$28,665	0	0.00	\$0
Mount Grant	0	0.00	\$0	0	0.00	\$0	0	0.00	\$0	0	0.00	\$0	0	0.00	\$0
Northeastern	3	7.00	\$70,999	4	6.00	\$85,817	8	5.00	\$49,847	5	4.20	\$45,434	0	0.00	\$0
Nye	0	0.00	\$0	0	0.00	\$0	0	0.00	\$0	0	0.00	\$0	0	0.00	\$0
Pershing	0	0.00	\$0	0	0.00	\$0	0	0.00	\$0	0	0.00	\$0	0	0.00	\$0
South Lyon	0	0.00	\$0	0	0.00	\$0	0	0.00	\$0	0	0.00	\$0	0	0.00	\$0
William Bee Ririe	0	0.00	\$0	0	0.00	\$0	0	0.00	\$0	0	0.00	\$0	0	0.00	\$0
<b>Total</b>	<b>23</b>	<b>4.83</b>	<b>\$50,694</b>	<b>15</b>	<b>5.93</b>	<b>\$64,614</b>	<b>15</b>	<b>5.53</b>	<b>\$65,189</b>	<b>12</b>	<b>5.42</b>	<b>\$51,153</b>	<b>12</b>	<b>7.08</b>	<b>\$70,700</b>
<b>All Counties</b>	<b>719</b>	<b>7.96</b>	<b>\$103,950</b>	<b>747</b>	<b>8.79</b>	<b>\$121,677</b>	<b>650</b>	<b>7.77</b>	<b>\$113,299</b>	<b>692</b>	<b>8.51</b>	<b>\$133,269</b>	<b>648</b>	<b>8.30</b>	<b>\$136,837</b>

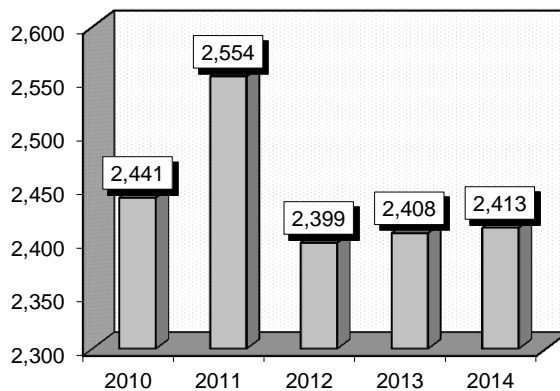
## Major Small & Large Bowel Procedures (329-331)

**Procedures:** that frequently accompanied Major Small & Large Bowel Procedures were: 1) Other lysis of peritoneal adhesions (5459), 2) Other partial resection of small intestine (4562), 3) Open and other right hemicolectomy (4573), 4) Transfusion of packed cells (9904), 5) Open and other sigmoidectomy (4576), 6) Laparoscopic right hemicolectomy (1733), 7) Other small-to-large intestinal anastomosis (4593), 8) Laparoscopic sigmoidectomy (1736), 9) Colostomy, not otherwise specified (4610).

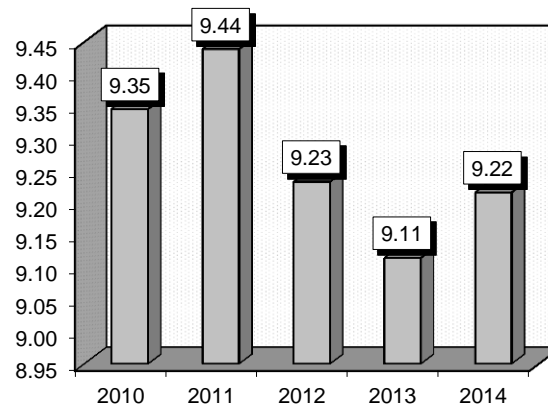
**Definitions:** **Sigmoidectomy:** Surgical removal of part or all of the sigmoid colon (usually to remove a malignant tumor). **Sigmoid colon:** The S-shaped part of the large intestine between the descending colon and rectum. **Hemicolectomy:** Surgical removal of the right or left side of the colon. **Excision:** Surgical removal by cutting. **Resection:** A procedure performed for the specific purpose of removal of a significant part of an organ or bodily structure; may be partial or complete. **Colostomy:** A surgical procedure where a portion of the large intestine is brought through the abdominal wall to carry stool out of the body. **Stoma:** An artificial opening between two cavities or canals, or between such and the surface of the body. **Lysis:** Destruction or decomposition, as of a cell or other substance, under influence of a specific agent. **Peritoneum:** The serous membrane lining the cavity of the abdomen and covering the abdominal organs. **Anastomosis:** A connection made surgically between adjacent blood vessels, parts of the intestine, or other channels of the body, or the operation in which this is constructed.

Gender	2010			2011			2012			2013			2014		
	Cases	Avg LOS	Avg Bill	Cases	Avg LOS	Avg Bill	Cases	Avg LOS	Avg Bill	Cases	Avg LOS	Avg Bill	Cases	Avg LOS	Avg Bill
Male	1,204	9.59	\$113,699	1,206	9.66	\$125,145	1,172	9.54	\$133,691	1,075	9.30	\$136,997	1,127	9.07	\$140,808
Female	1,237	9.11	\$102,811	1,348	9.25	\$115,706	1,227	8.94	\$122,975	1,333	8.97	\$127,589	1,286	9.35	\$144,865
Age Group	Cases	Avg LOS	Avg Bill	Cases	Avg LOS	Avg Bill	Cases	Avg LOS	Avg Bill	Cases	Avg LOS	Avg Bill	Cases	Avg LOS	Avg Bill
0-17	57	8.88	\$88,394	42	13.12	\$139,150	56	12.04	\$102,261	49	10.76	\$114,654	70	16.07	\$192,801
18-35	140	9.21	\$97,618	110	8.29	\$94,617	124	8.28	\$107,707	118	7.73	\$96,058	146	9.58	\$141,787
36-49	313	9.92	\$100,862	331	8.56	\$103,534	291	9.49	\$127,369	286	7.94	\$114,261	288	8.62	\$134,688
50-64	756	9.24	\$107,454	816	9.37	\$111,542	720	8.93	\$125,320	760	9.65	\$136,473	781	8.84	\$133,100
65+	1,175	9.30	\$112,817	1,255	9.70	\$131,758	1,208	9.32	\$133,443	1,195	9.12	\$137,236	1,128	9.16	\$148,979
<b>Total</b>	<b>2,441</b>	<b>9.35</b>	<b>\$108,181</b>	<b>2,554</b>	<b>9.44</b>	<b>\$120,163</b>	<b>2,399</b>	<b>9.23</b>	<b>\$128,210</b>	<b>2,408</b>	<b>9.11</b>	<b>\$131,789</b>	<b>2,413</b>	<b>9.22</b>	<b>\$142,970</b>

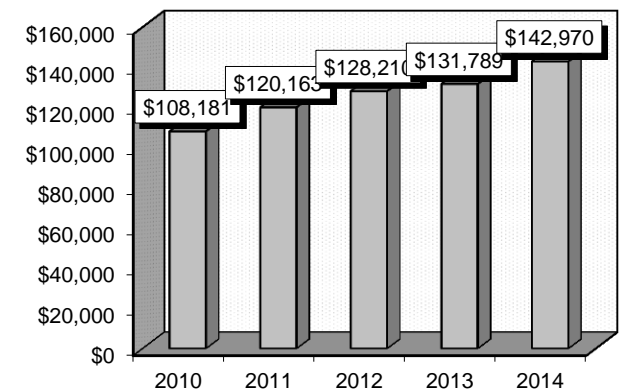
**Patient Discharges**



**Average Length of Stay**



**Average Billed Charges**



County / Hospital	2010			2011			2012			2013			2014		
	Cases	Avg LOS	Avg Bill	Cases	Avg LOS	Avg Bill	Cases	Avg LOS	Avg Bill	Cases	Avg LOS	Avg Bill	Cases	Avg LOS	Avg Bill
<b>Clark</b>															
Centennial Hills	82	9.74	\$137,050	75	8.96	\$139,054	80	11.04	\$198,981	75	8.23	\$171,027	75	9.00	\$186,890
Desert Springs	114	11.44	\$159,841	119	10.11	\$162,128	100	9.54	\$156,012	78	12.01	\$211,727	77	12.04	\$225,147
Mountain View	149	9.62	\$133,165	185	8.58	\$127,710	227	7.27	\$119,855	276	9.13	\$155,849	280	8.16	\$151,313
North Vista	26	8.96	\$110,137	22	9.45	\$143,594	20	8.40	\$121,602	26	10.88	\$145,258	39	12.31	\$141,504
Southern Hills	92	10.21	\$150,450	89	9.01	\$120,905	94	8.27	\$125,456	73	9.37	\$149,401	80	11.31	\$190,745
Spring Valley	125	7.98	\$110,941	159	7.73	\$118,363	138	8.29	\$137,262	164	7.36	\$122,377	174	8.38	\$157,667
St. Rose-Rose de Lima	66	9.52	\$111,944	78	9.55	\$111,543	58	11.07	\$133,029	43	10.40	\$143,899	37	9.70	\$151,152
St. Rose-San Martin	87	8.16	\$100,077	119	10.13	\$140,049	113	10.35	\$141,779	118	9.01	\$132,525	104	9.02	\$135,345
St. Rose-Siena	167	9.14	\$108,061	220	9.06	\$111,357	165	9.40	\$153,360	160	8.94	\$117,108	165	9.45	\$124,766
Summerlin	155	9.07	\$124,194	173	10.48	\$178,379	156	9.12	\$163,723	166	10.01	\$203,632	154	10.51	\$217,800
Sunrise	211	9.60	\$126,205	195	10.30	\$158,824	156	10.67	\$174,027	167	10.95	\$190,341	228	10.14	\$196,814
UMC	255	13.09	\$137,416	216	14.12	\$153,324	240	13.74	\$163,872	216	10.39	\$140,749	191	11.61	\$150,714
Valley	123	9.83	\$138,751	132	8.11	\$132,396	119	9.67	\$178,985	94	10.09	\$182,220	97	10.53	\$210,160
<b>Total</b>	<b>1,652</b>	<b>10.02</b>	<b>\$128,330</b>	<b>1,782</b>	<b>9.87</b>	<b>\$139,381</b>	<b>1,666</b>	<b>9.89</b>	<b>\$152,613</b>	<b>1,656</b>	<b>9.58</b>	<b>\$157,483</b>	<b>1,701</b>	<b>9.85</b>	<b>\$170,356</b>
<b>Washoe</b>															
Carson Tahoe	96	9.08	\$83,986	85	9.07	\$93,042	80	9.06	\$103,748	72	9.01	\$98,522	79	8.58	\$88,354
Northern Nevada	27	8.78	\$90,479	52	7.21	\$80,423	41	8.22	\$95,931	31	8.39	\$99,795	44	9.34	\$123,619
Renown Regional	262	9.05	\$66,347	283	10.30	\$81,622	313	8.03	\$65,154	354	8.65	\$73,296	345	7.72	\$70,950
Renown S. Meadows	33	9.00	\$69,699	16	6.81	\$71,090	24	7.88	\$74,277	41	7.00	\$61,607	13	8.54	\$73,760
Saint Mary's	223	7.09	\$66,385	210	7.59	\$76,117	165	7.79	\$80,621	161	7.98	\$77,903	134	7.43	\$85,372
Sierra Surgery	54	3.31	\$22,587	50	3.52	\$25,631	52	3.87	\$31,142	35	4.77	\$37,286	26	4.35	\$39,923
<b>Total</b>	<b>695</b>	<b>7.97</b>	<b>\$66,492</b>	<b>696</b>	<b>8.54</b>	<b>\$77,002</b>	<b>675</b>	<b>7.78</b>	<b>\$73,082</b>	<b>694</b>	<b>8.23</b>	<b>\$75,659</b>	<b>641</b>	<b>7.76</b>	<b>\$78,524</b>
<b>Rural</b>															
Battle Mountain	0	0.00	\$0	0	0.00	\$0	0	0.00	\$0	0	0.00	\$0	0	0.00	\$0
Boulder City	0	0.00	\$0	0	0.00	\$0	0	0.00	\$0	0	0.00	\$0	0	0.00	\$0
Carson Valley	27	7.22	\$63,985	17	7.29	\$73,371	16	8.38	\$88,422	13	7.38	\$99,825	24	7.67	\$74,669
Churchill	22	9.68	\$64,728	13	10.46	\$72,917	9	10.00	\$76,798	10	5.40	\$53,232	14	8.93	\$78,063
Desert View	0	0.00	\$0	2	2.50	\$27,538	0	0.00	\$0	4	7.50	\$87,325	2	2.50	\$58,915
Grover C. Dils	0	0.00	\$0	0	0.00	\$0	0	0.00	\$0	0	0.00	\$0	0	0.00	\$0
Humboldt	10	7.50	\$68,750	10	8.50	\$64,400	3	9.00	\$85,559	7	6.86	\$51,584	7	7.71	\$55,290
Incline Village	0	0.00	\$0	0	0.00	\$0	0	0.00	\$0	0	0.00	\$0	0	0.00	\$0
Mesa View	15	8.20	\$57,571	12	7.08	\$53,189	8	3.88	\$34,648	7	6.00	\$48,642	5	4.20	\$36,364
Mount Grant	0	0.00	\$0	0	0.00	\$0	0	0.00	\$0	0	0.00	\$0	0	0.00	\$0
Northeastern	20	6.05	\$57,666	21	6.81	\$64,637	22	6.50	\$61,526	17	5.65	\$68,664	19	6.37	\$68,769
Nye	0	0.00	\$0	0	0.00	\$0	0	0.00	\$0	0	0.00	\$0	0	0.00	\$0
Pershing	0	0.00	\$0	0	0.00	\$0	0	0.00	\$0	0	0.00	\$0	0	0.00	\$0
South Lyon	0	0.00	\$0	0	0.00	\$0	0	0.00	\$0	0	0.00	\$0	0	0.00	\$0
William Bee Ririe	0	0.00	\$0	1	1.00	\$36,502	0	0.00	\$0	0	0.00	\$0	0	0.00	\$0
<b>Total</b>	<b>94</b>	<b>7.73</b>	<b>\$62,298</b>	<b>76</b>	<b>7.62</b>	<b>\$64,822</b>	<b>58</b>	<b>7.33</b>	<b>\$68,851</b>	<b>58</b>	<b>6.31</b>	<b>\$69,797</b>	<b>71</b>	<b>7.18</b>	<b>\$68,708</b>
<b>All Counties</b>	<b>2,441</b>	<b>9.35</b>	<b>\$108,181</b>	<b>2,554</b>	<b>9.44</b>	<b>\$120,163</b>	<b>2,399</b>	<b>9.23</b>	<b>\$128,210</b>	<b>2,408</b>	<b>9.11</b>	<b>\$131,789</b>	<b>2,413</b>	<b>9.22</b>	<b>\$142,970</b>

## Rectal Resection (332-334)

**Procedures:** that frequently accompanied Rectal Resection were: 1) Other anterior resection of rectum (4863), 2) Laparoscopic robotic assisted procedure (1742), 3) Rigid proctosigmoidoscopy (4823), 4) Transfusion of packed cells (9904).

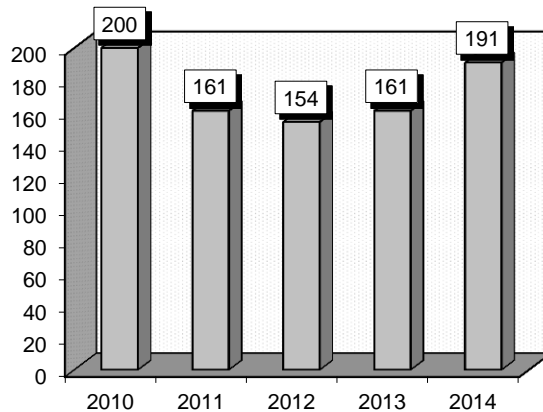
**Definitions: Resection:** A procedure performed for the specific purpose of removal of a significant part of an organ or bodily structure; may be partial or complete.

**Proctosigmoidoscopy:** An examination of the rectum and the lower part of the colon using a thin, lighted instrument called a sigmoidoscope. **Transfusion:** Transfer of blood or a blood component from one person (donor) to another (recipient). **Anterior:** Denoting the front surface of the body; often used to indicate the position of one structure relative to another, that is, situated nearer the front part of the body. **Colostomy:** A surgical procedure where a portion of the large intestine is brought through the abdominal wall to carry stool out of the body. **Stoma:** An artificial opening between two cavities or canals, or between such and the surface of the body. **Lysis:** Destruction or decomposition, as of a cell or other substance, under influence of a specific agent. **Peritoneum:** The serous membrane lining the cavity of the abdomen and covering the abdominal organs.

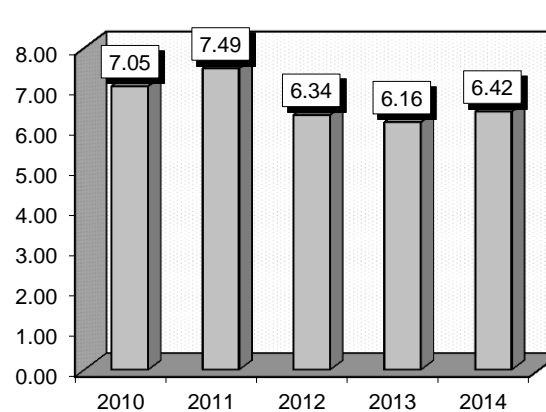
**Comment:** Rectal resections are performed to repair damage caused to the rectum by diseases of the lower intestinal tract.

Gender	2010			2011			2012			2013			2014		
	Cases	Avg LOS	Avg Bill	Cases	Avg LOS	Avg Bill	Cases	Avg LOS	Avg Bill	Cases	Avg LOS	Avg Bill	Cases	Avg LOS	Avg Bill
Male	108	7.81	\$90,603	73	7.70	\$92,204	78	6.85	\$91,301	76	6.88	\$102,301	87	6.43	\$119,994
Female	92	6.15	\$70,557	88	7.32	\$82,231	76	5.82	\$74,089	85	5.51	\$87,905	104	6.41	\$107,720
Age Group	Cases	Avg LOS	Avg Bill	Cases	Avg LOS	Avg Bill	Cases	Avg LOS	Avg Bill	Cases	Avg LOS	Avg Bill	Cases	Avg LOS	Avg Bill
0-17	8	9.88	\$72,287	9	7.67	\$61,549	7	4.43	\$36,863	8	4.50	\$42,126	9	9.00	\$111,318
18-35	3	3.67	\$72,110	0	0.00	\$0	0	0.00	\$0	1	5.00	\$77,977	3	3.67	\$69,732
36-49	21	6.62	\$72,297	11	6.55	\$73,060	13	7.69	\$78,882	13	6.62	\$79,772	13	5.69	\$98,851
50-64	64	6.70	\$81,233	59	6.76	\$80,613	51	5.71	\$77,699	49	6.31	\$103,805	78	6.40	\$127,990
65+	104	7.23	\$84,275	82	8.12	\$95,774	83	6.67	\$90,435	90	6.17	\$96,759	88	6.38	\$104,125
<b>Total</b>	<b>200</b>	<b>7.05</b>	<b>\$81,382</b>	<b>161</b>	<b>7.49</b>	<b>\$86,753</b>	<b>154</b>	<b>6.34</b>	<b>\$82,807</b>	<b>161</b>	<b>6.16</b>	<b>\$94,700</b>	<b>191</b>	<b>6.42</b>	<b>\$113,311</b>

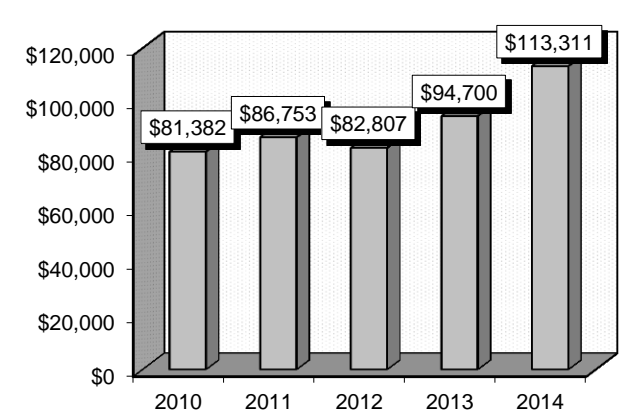
**Patient Discharges**



**Average Length of Stay**



**Average Billed Charges**



County / Hospital	2010			2011			2012			2013			2014		
	Cases	Avg LOS	Avg Bill	Cases	Avg LOS	Avg Bill	Cases	Avg LOS	Avg Bill	Cases	Avg LOS	Avg Bill	Cases	Avg LOS	Avg Bill
<b>Clark</b>															
Centennial Hills	6	6.33	\$88,507	1	5.00	\$57,504	0	0.00	\$0	0	0.00	\$0	0	0.00	\$0
Desert Springs	6	10.83	\$156,430	3	6.00	\$96,278	1	16.00	\$249,921	1	20.00	\$204,932	1	21.00	\$290,460
Mountain View	8	5.88	\$91,655	15	8.73	\$116,650	16	7.06	\$106,380	38	5.97	\$108,754	30	7.37	\$145,257
North Vista	0	0.00	\$0	0	0.00	\$0	1	2.00	\$54,618	0	0.00	\$0	2	5.00	\$78,827
Southern Hills	2	7.50	\$107,007	3	2.67	\$46,069	2	4.00	\$58,204	6	5.33	\$81,167	2	5.50	\$90,180
Spring Valley	15	6.00	\$76,633	17	5.24	\$78,044	17	6.65	\$104,645	8	5.75	\$93,436	19	7.37	\$121,017
St. Rose-Rose de Lima	2	7.00	\$86,482	0	0.00	\$0	5	7.80	\$111,235	3	7.00	\$121,781	1	6.00	\$97,982
St. Rose-San Martin	3	4.67	\$85,809	8	4.88	\$68,966	1	3.00	\$57,227	11	5.27	\$99,502	18	4.61	\$102,629
St. Rose-Siena	19	7.00	\$80,845	8	9.25	\$95,993	11	7.09	\$94,218	9	5.78	\$88,138	4	15.50	\$206,535
Summerlin	9	8.56	\$107,188	12	7.42	\$91,447	10	6.10	\$112,059	9	8.33	\$195,795	12	10.33	\$165,584
Sunrise	22	6.82	\$73,419	15	8.60	\$108,069	10	4.30	\$70,161	7	9.86	\$168,207	19	4.53	\$126,455
UMC	18	9.39	\$107,249	9	21.22	\$155,986	14	9.86	\$104,641	11	8.09	\$105,445	15	7.20	\$161,453
Valley	14	8.43	\$128,147	10	7.70	\$121,263	4	4.00	\$83,786	4	8.00	\$167,747	3	4.67	\$138,431
<b>Total</b>	<b>124</b>	<b>7.50</b>	<b>\$95,462</b>	<b>101</b>	<b>8.42</b>	<b>\$101,145</b>	<b>92</b>	<b>6.85</b>	<b>\$99,719</b>	<b>107</b>	<b>6.74</b>	<b>\$117,716</b>	<b>126</b>	<b>7.03</b>	<b>\$137,172</b>
<b>Washoe</b>															
Carson Tahoe	5	6.00	\$51,157	7	9.71	\$93,046	3	7.67	\$82,037	2	11.00	\$84,172	7	8.86	\$80,184
Northern Nevada	0	0.00	\$0	4	6.00	\$68,638	2	10.50	\$104,925	2	8.00	\$75,055	1	17.00	\$164,132
Renown Regional	43	6.88	\$54,332	19	5.16	\$46,975	36	5.17	\$48,800	37	4.19	\$44,437	32	5.16	\$55,438
Renown S. Meadows	0	0.00	\$0	0	0.00	\$0	0	0.00	\$0	0	0.00	\$0	0	0.00	\$0
Saint Mary's	25	5.52	\$69,113	22	5.86	\$77,178	14	5.36	\$70,864	9	4.33	\$56,956	18	3.22	\$79,244
Sierra Surgery	2	4.50	\$35,882	7	4.57	\$24,515	5	2.00	\$28,261	4	9.50	\$43,970	4	4.25	\$38,692
<b>Total</b>	<b>75</b>	<b>6.31</b>	<b>\$58,555</b>	<b>59</b>	<b>5.95</b>	<b>\$62,507</b>	<b>60</b>	<b>5.25</b>	<b>\$55,769</b>	<b>54</b>	<b>5.00</b>	<b>\$49,095</b>	<b>62</b>	<b>5.15</b>	<b>\$65,816</b>
<b>Rural</b>															
Battle Mountain	0	0.00	\$0	0	0.00	\$0	0	0.00	\$0	0	0.00	\$0	0	0.00	\$0
Boulder City	0	0.00	\$0	0	0.00	\$0	0	0.00	\$0	0	0.00	\$0	0	0.00	\$0
Carson Valley	0	0.00	\$0	0	0.00	\$0	0	0.00	\$0	0	0.00	\$0	1	5.00	\$58,097
Churchill	1	7.00	\$47,490	0	0.00	\$0	1	15.00	\$114,488	0	0.00	\$0	0	0.00	\$0
Desert View	0	0.00	\$0	0	0.00	\$0	0	0.00	\$0	0	0.00	\$0	1	10.00	\$148,936
Grover C. Dils	0	0.00	\$0	0	0.00	\$0	0	0.00	\$0	0	0.00	\$0	0	0.00	\$0
Humboldt	0	0.00	\$0	0	0.00	\$0	0	0.00	\$0	0	0.00	\$0	0	0.00	\$0
Incline Village	0	0.00	\$0	0	0.00	\$0	0	0.00	\$0	0	0.00	\$0	0	0.00	\$0
Mesa View	0	0.00	\$0	0	0.00	\$0	0	0.00	\$0	0	0.00	\$0	0	0.00	\$0
Mount Grant	0	0.00	\$0	0	0.00	\$0	0	0.00	\$0	0	0.00	\$0	0	0.00	\$0
Northeastern	0	0.00	\$0	1	5.00	\$63,712	1	16.00	\$117,505	0	0.00	\$0	1	6.00	\$71,050
Nye	0	0.00	\$0	0	0.00	\$0	0	0.00	\$0	0	0.00	\$0	0	0.00	\$0
Pershing	0	0.00	\$0	0	0.00	\$0	0	0.00	\$0	0	0.00	\$0	0	0.00	\$0
South Lyon	0	0.00	\$0	0	0.00	\$0	0	0.00	\$0	0	0.00	\$0	0	0.00	\$0
William Bee Ririe	0	0.00	\$0	0	0.00	\$0	0	0.00	\$0	0	0.00	\$0	0	0.00	\$0
<b>Total</b>	<b>1</b>	<b>7.00</b>	<b>\$47,490</b>	<b>1</b>	<b>5.00</b>	<b>\$63,712</b>	<b>2</b>	<b>15.50</b>	<b>\$115,997</b>	<b>0</b>	<b>0.00</b>	<b>\$0</b>	<b>3</b>	<b>7.00</b>	<b>\$92,694</b>
<b>All Counties</b>	<b>200</b>	<b>7.05</b>	<b>\$81,382</b>	<b>161</b>	<b>7.49</b>	<b>\$86,753</b>	<b>154</b>	<b>6.34</b>	<b>\$82,807</b>	<b>161</b>	<b>6.16</b>	<b>\$94,700</b>	<b>191</b>	<b>6.42</b>	<b>\$113,311</b>

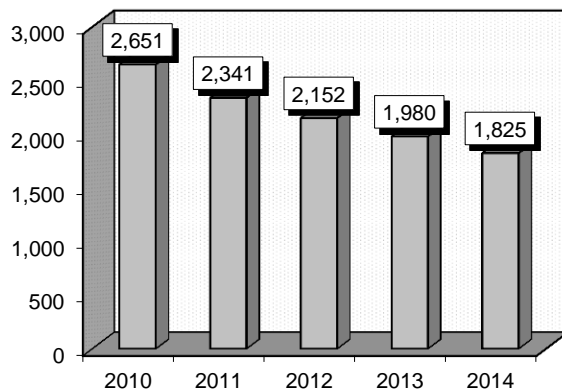
## Appendectomy (338-343)

**Procedures:** that frequently accompanied Appendectomy were: 1) Percutaneous abdominal drainage (5491), 2) Venous catheterization, not elsewhere classified (3893), 3) Parenteral infusion of concentrated nutritional substances (9915), 4) Peritoneal lavage (5425), 5) Insertion of other (nasog)astric tube (9607).

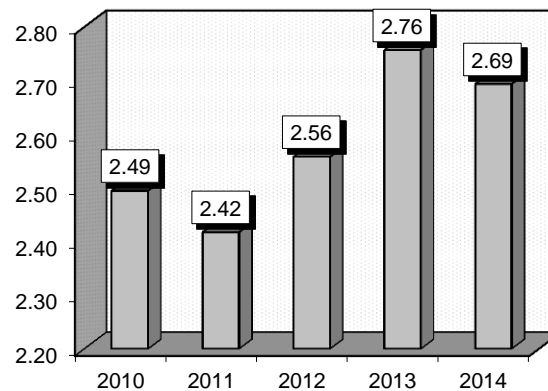
**Definitions: Appendectomy:** The surgical removal of the appendix. **Appendicitis:** Inflammation of the appendix. **Peritoneum:** The serous membrane lining the cavity of the abdomen and covering the abdominal organs. **Peritonitis:** Inflammation of the peritoneum.

Gender	2010			2011			2012			2013			2014		
	Cases	Avg LOS	Avg Bill	Cases	Avg LOS	Avg Bill	Cases	Avg LOS	Avg Bill	Cases	Avg LOS	Avg Bill	Cases	Avg LOS	Avg Bill
Male	1,524	2.48	\$38,481	1,343	2.43	\$40,596	1,203	2.67	\$44,767	1,071	2.90	\$50,882	985	2.78	\$51,845
Female	1,127	2.51	\$36,949	998	2.40	\$40,868	949	2.42	\$43,697	909	2.58	\$49,089	840	2.59	\$52,220
Age Group	Cases	Avg LOS	Avg Bill	Cases	Avg LOS	Avg Bill	Cases	Avg LOS	Avg Bill	Cases	Avg LOS	Avg Bill	Cases	Avg LOS	Avg Bill
0-17	771	2.53	\$33,573	657	2.61	\$36,001	613	2.93	\$39,249	447	3.41	\$45,164	482	3.35	\$47,432
18-35	795	2.13	\$35,209	677	1.79	\$37,486	638	1.94	\$40,386	606	1.95	\$44,111	524	1.91	\$47,609
36-49	527	2.22	\$39,115	452	2.23	\$41,639	389	2.29	\$46,566	395	2.43	\$50,606	350	2.17	\$51,260
50-64	354	3.09	\$45,810	370	2.80	\$44,939	314	2.74	\$49,617	325	2.76	\$53,580	308	2.81	\$55,995
65+	204	3.47	\$46,960	185	3.70	\$58,528	198	3.66	\$59,610	207	4.31	\$71,468	161	4.18	\$74,129
<b>Total</b>	<b>2,651</b>	<b>2.49</b>	<b>\$37,829</b>	<b>2,341</b>	<b>2.42</b>	<b>\$40,712</b>	<b>2,152</b>	<b>2.56</b>	<b>\$44,295</b>	<b>1,980</b>	<b>2.76</b>	<b>\$50,059</b>	<b>1,825</b>	<b>2.69</b>	<b>\$52,018</b>

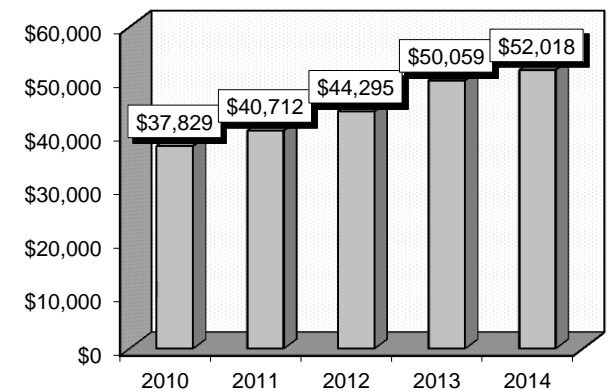
Patient Discharges



Average Length of Stay



Average Billed Charges



County / Hospital	2010			2011			2012			2013			2014		
	Cases	Avg LOS	Avg Bill	Cases	Avg LOS	Avg Bill	Cases	Avg LOS	Avg Bill	Cases	Avg LOS	Avg Bill	Cases	Avg LOS	Avg Bill
<b>Clark</b>															
Centennial Hills	92	2.13	\$36,569	80	2.08	\$45,483	91	1.70	\$46,341	121	1.90	\$56,864	98	2.45	\$61,668
Desert Springs	102	2.69	\$51,264	88	2.67	\$58,344	94	2.33	\$58,413	83	3.28	\$76,372	92	2.77	\$74,145
Mountain View	126	2.04	\$38,176	105	2.17	\$42,226	96	2.11	\$47,396	82	3.01	\$59,587	97	2.44	\$58,543
North Vista	46	2.13	\$43,246	31	2.26	\$44,984	41	3.05	\$44,206	27	1.93	\$38,466	25	2.28	\$41,713
Southern Hills	48	1.98	\$38,735	46	1.91	\$38,484	47	2.34	\$47,091	40	2.50	\$53,309	49	2.59	\$57,561
Spring Valley	124	1.76	\$38,924	138	2.14	\$46,369	103	2.18	\$48,980	125	2.26	\$52,053	103	1.96	\$60,600
St. Rose-Rose de Lima	90	2.32	\$43,680	107	2.38	\$45,856	71	2.32	\$51,060	68	2.71	\$56,069	38	3.05	\$61,494
St. Rose-San Martin	106	2.43	\$45,138	93	2.53	\$47,469	77	2.32	\$47,334	50	2.72	\$58,183	34	2.76	\$60,384
St. Rose-Siena	296	2.14	\$40,602	252	2.35	\$41,904	196	2.98	\$53,061	148	3.32	\$63,018	123	3.28	\$61,692
Summerlin	208	2.19	\$39,648	183	2.21	\$43,417	187	2.36	\$48,844	178	2.89	\$65,017	170	2.47	\$59,232
Sunrise	274	3.12	\$39,121	224	3.08	\$44,748	215	3.44	\$48,440	185	4.41	\$61,514	212	4.25	\$65,378
UMC	382	2.31	\$39,714	326	2.45	\$41,796	272	3.07	\$44,450	247	2.97	\$43,218	205	2.86	\$44,106
Valley	96	2.19	\$38,709	55	2.65	\$47,033	76	2.41	\$56,064	78	2.31	\$55,208	53	2.91	\$78,653
<b>Total</b>	<b>1,990</b>	<b>2.33</b>	<b>\$40,535</b>	<b>1,728</b>	<b>2.43</b>	<b>\$44,463</b>	<b>1,566</b>	<b>2.66</b>	<b>\$49,105</b>	<b>1,432</b>	<b>2.96</b>	<b>\$57,099</b>	<b>1,299</b>	<b>2.92</b>	<b>\$59,866</b>
<b>Washoe</b>															
Carson Tahoe	65	2.25	\$33,021	69	2.25	\$34,949	72	2.75	\$39,015	69	1.75	\$31,894	71	2.32	\$34,752
Northern Nevada	67	5.27	\$32,575	69	1.59	\$33,682	65	1.72	\$34,661	57	2.09	\$40,559	53	1.83	\$40,621
Renown Regional	190	2.97	\$28,911	185	2.70	\$28,843	167	2.46	\$28,279	129	2.75	\$31,174	99	2.83	\$31,690
Renown S. Meadows	40	2.20	\$27,621	22	3.32	\$37,132	21	3.10	\$37,174	22	2.36	\$34,004	17	1.82	\$30,048
Saint Mary's	90	3.69	\$37,188	82	2.67	\$34,382	130	2.27	\$34,139	145	1.88	\$31,858	182	1.71	\$32,743
Sierra Surgery	0	0.00	\$0	0	0.00	\$0	0	0.00	\$0	0	0.00	\$0	0	0.00	\$0
<b>Total</b>	<b>452</b>	<b>3.28</b>	<b>\$31,579</b>	<b>427</b>	<b>2.47</b>	<b>\$32,102</b>	<b>455</b>	<b>2.37</b>	<b>\$32,974</b>	<b>422</b>	<b>2.18</b>	<b>\$32,942</b>	<b>422</b>	<b>2.10</b>	<b>\$33,715</b>
<b>Rural</b>															
Battle Mountain	0	0.00	\$0	0	0.00	\$0	0	0.00	\$0	0	0.00	\$0	0	0.00	\$0
Boulder City	1	1.00	\$14,360	0	0.00	\$0	0	0.00	\$0	0	0.00	\$0	0	0.00	\$0
Carson Valley	19	1.95	\$22,447	6	2.33	\$31,178	11	1.91	\$27,750	10	2.90	\$29,896	8	2.38	\$24,242
Churchill	57	2.19	\$24,878	47	1.81	\$24,815	35	1.89	\$27,388	29	1.52	\$25,783	25	1.64	\$25,932
Desert View	11	1.45	\$11,818	2	2.00	\$15,171	0	0.00	\$0	0	0.00	\$0	0	0.00	\$0
Grover C. Dils	0	0.00	\$0	0	0.00	\$0	0	0.00	\$0	0	0.00	\$0	0	0.00	\$0
Humboldt	23	2.61	\$31,667	34	2.21	\$26,289	17	1.41	\$20,810	12	3.00	\$26,319	13	2.62	\$23,277
Incline Village	0	0.00	\$0	0	0.00	\$0	0	0.00	\$0	0	0.00	\$0	0	0.00	\$0
Mesa View	7	1.71	\$18,716	17	2.18	\$25,897	8	2.63	\$27,446	8	3.00	\$29,943	2	3.00	\$36,974
Mount Grant	0	0.00	\$0	0	0.00	\$0	0	0.00	\$0	0	0.00	\$0	0	0.00	\$0
Northeastern	75	2.63	\$27,497	68	2.41	\$26,465	50	2.08	\$25,812	60	2.50	\$27,255	49	2.53	\$30,904
Nye	0	0.00	\$0	0	0.00	\$0	0	0.00	\$0	0	0.00	\$0	0	0.00	\$0
Pershing	0	0.00	\$0	0	0.00	\$0	0	0.00	\$0	0	0.00	\$0	0	0.00	\$0
South Lyon	0	0.00	\$0	0	0.00	\$0	0	0.00	\$0	0	0.00	\$0	0	0.00	\$0
William Bee Ririe	16	2.50	\$27,272	12	2.00	\$20,798	10	2.50	\$29,353	7	2.57	\$30,236	7	2.00	\$29,234
<b>Total</b>	<b>209</b>	<b>2.33</b>	<b>\$25,583</b>	<b>186</b>	<b>2.17</b>	<b>\$25,629</b>	<b>131</b>	<b>1.99</b>	<b>\$26,117</b>	<b>126</b>	<b>2.39</b>	<b>\$27,373</b>	<b>104</b>	<b>2.29</b>	<b>\$28,247</b>
<b>All Counties</b>	<b>2,651</b>	<b>2.49</b>	<b>\$37,829</b>	<b>2,341</b>	<b>2.42</b>	<b>\$40,712</b>	<b>2,152</b>	<b>2.56</b>	<b>\$44,295</b>	<b>1,980</b>	<b>2.76</b>	<b>\$50,059</b>	<b>1,825</b>	<b>2.69</b>	<b>\$52,018</b>

### Minor Small & Large Bowel Procedures (344-346)

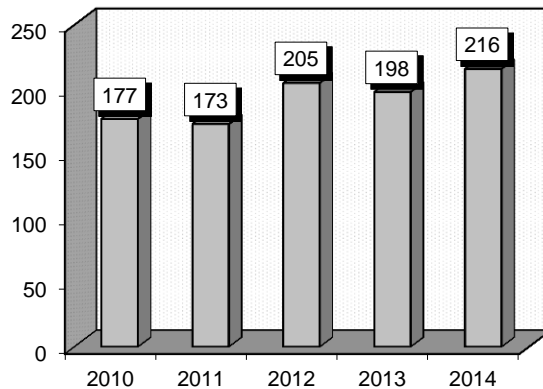
**Procedures:** that frequently accompanied Minor Small & Large Bowel Procedures were: 1) Closure of stoma of large intestine (4652), 2) Venous catheterization, not elsewhere classified (3893), 3) Repair of pericostomy hernia (4642), 4) Other endoscopy of small intestine (4513), 5) Rigid proctosigmoidoscopy (4823), 6) Proctotomy (480).

**Definitions: Stoma:** An artificial opening between two cavities or canals, or between such and the surface of the body. **Transfusion:** Transfer of blood or a blood component from one person (donor) to another (recipient). **Catheterization:** The introduction of a catheter (a hollow flexible tube) into a body cavity or organ to inject or remove a fluid.

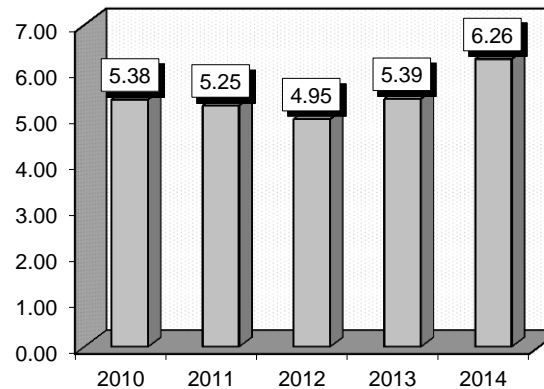
**Sigmoidoscopy:** A procedure in which a physician inserts a viewing tube (sigmoidoscope) into the rectum for the purpose of inspecting the lower colon and rectum. **Peritoneum:** The serous membrane lining the cavity of the abdomen and covering the abdominal organs. **Colonoscopy:** A medical procedure where a long, flexible, tubular instrument called the colonoscope is used to view the entire inner lining of the colon (large intestine) and the rectum. **Proctosigmoidoscopy:** An examination of the rectum and the lower part of the colon using a thin, lighted instrument called a sigmoidoscope. **Proctotomy:** Incision into the rectum. Also called rectotomy.

Gender	2010			2011			2012			2013			2014		
	Cases	Avg LOS	Avg Bill	Cases	Avg LOS	Avg Bill	Cases	Avg LOS	Avg Bill	Cases	Avg LOS	Avg Bill	Cases	Avg LOS	Avg Bill
Male	100	5.18	\$48,955	84	5.33	\$60,784	109	4.55	\$50,790	116	5.47	\$68,524	111	6.53	\$82,226
Female	77	5.64	\$53,273	89	5.17	\$54,033	96	5.41	\$61,653	82	5.29	\$63,336	105	5.97	\$69,923
Age Group	Cases	Avg LOS	Avg Bill	Cases	Avg LOS	Avg Bill	Cases	Avg LOS	Avg Bill	Cases	Avg LOS	Avg Bill	Cases	Avg LOS	Avg Bill
0-17	12	5.33	\$42,854	11	5.64	\$47,591	16	5.38	\$41,478	12	5.25	\$41,649	13	7.92	\$67,235
18-35	10	5.10	\$50,194	12	4.25	\$38,650	8	2.88	\$32,478	16	3.88	\$38,752	20	4.65	\$58,421
36-49	29	4.93	\$49,955	39	4.97	\$51,861	40	3.95	\$52,714	36	5.06	\$69,978	29	5.48	\$69,163
50-64	74	5.19	\$47,860	52	5.33	\$62,119	73	4.88	\$53,597	65	4.80	\$58,477	72	6.18	\$82,915
65+	52	5.96	\$57,520	59	5.49	\$62,284	68	5.76	\$66,327	69	6.51	\$82,642	82	6.73	\$78,670
<b>Total</b>	<b>177</b>	<b>5.38</b>	<b>\$50,834</b>	<b>173</b>	<b>5.25</b>	<b>\$57,311</b>	<b>205</b>	<b>4.95</b>	<b>\$55,877</b>	<b>198</b>	<b>5.39</b>	<b>\$66,375</b>	<b>216</b>	<b>6.26</b>	<b>\$76,246</b>

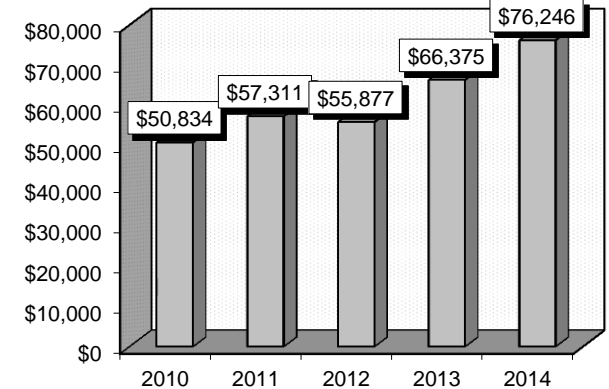
Patient Discharges



Average Length of Stay



Average Billed Charges





County / Hospital	2010			2011			2012			2013			2014		
	Cases	Avg LOS	Avg Bill	Cases	Avg LOS	Avg Bill	Cases	Avg LOS	Avg Bill	Cases	Avg LOS	Avg Bill	Cases	Avg LOS	Avg Bill
<b>Clark</b>															
Centennial Hills	7	4.71	\$54,830	10	4.70	\$71,139	8	4.38	\$75,929	4	6.75	\$111,996	4	3.75	\$63,503
Desert Springs	12	6.08	\$78,752	8	5.25	\$71,821	4	3.00	\$65,186	5	5.00	\$89,004	8	6.25	\$111,901
Mountain View	3	4.67	\$43,977	5	3.40	\$34,112	22	5.14	\$60,397	18	5.11	\$77,079	18	5.17	\$76,308
North Vista	0	0.00	\$0	1	10.00	\$88,178	4	3.50	\$33,655	1	1.00	\$20,591	2	6.50	\$99,247
Southern Hills	3	4.67	\$34,592	5	4.60	\$43,892	3	3.00	\$29,979	2	2.00	\$34,414	4	6.50	\$79,844
Spring Valley	5	5.20	\$54,118	9	5.22	\$76,743	2	14.00	\$251,629	4	4.00	\$61,598	5	5.00	\$115,944
St. Rose-Rose de Lima	3	7.00	\$60,878	2	6.50	\$64,056	5	4.00	\$44,944	3	6.00	\$53,413	2	5.50	\$58,857
St. Rose-San Martin	6	9.17	\$89,411	10	3.90	\$57,486	12	3.92	\$52,726	5	4.20	\$54,865	6	6.17	\$100,078
St. Rose-Siena	4	5.75	\$54,468	5	6.20	\$59,861	9	6.22	\$53,850	11	5.55	\$59,846	6	4.50	\$52,399
Summerlin	14	4.86	\$53,271	19	8.00	\$99,493	21	5.38	\$74,077	27	6.81	\$116,026	21	6.48	\$103,020
Sunrise	18	4.61	\$49,665	12	5.42	\$60,100	13	3.92	\$57,509	10	11.80	\$155,610	25	7.88	\$96,209
UMC	28	6.00	\$66,330	23	6.70	\$67,742	24	4.75	\$54,969	31	5.03	\$61,133	20	6.20	\$63,317
Valley	12	4.08	\$46,686	11	2.73	\$45,135	8	6.38	\$92,430	7	3.57	\$53,275	5	4.40	\$66,422
<b>Total</b>	<b>115</b>	<b>5.45</b>	<b>\$59,386</b>	<b>120</b>	<b>5.58</b>	<b>\$67,694</b>	<b>135</b>	<b>4.91</b>	<b>\$63,917</b>	<b>128</b>	<b>5.84</b>	<b>\$83,328</b>	<b>126</b>	<b>6.16</b>	<b>\$85,873</b>
<b>Washoe</b>															
Carson Tahoe	4	5.50	\$43,669	7	5.71	\$46,407	6	3.83	\$38,197	4	5.00	\$38,673	7	5.57	\$50,327
Northern Nevada	2	5.00	\$56,251	1	4.00	\$41,058	9	5.67	\$51,691	3	6.67	\$77,621	3	4.67	\$73,809
Renown Regional	15	6.33	\$32,676	18	5.33	\$31,626	24	5.33	\$33,003	37	4.54	\$29,673	42	5.17	\$37,023
Renown S. Meadows	10	4.90	\$27,945	3	3.67	\$32,598	1	4.00	\$26,429	2	5.00	\$34,658	5	5.20	\$42,222
Saint Mary's	21	4.67	\$35,523	20	3.80	\$32,270	17	4.29	\$43,991	18	4.56	\$41,370	27	9.52	\$114,402
Sierra Surgery	4	3.75	\$21,784	2	2.50	\$20,367	4	4.25	\$26,411	2	3.00	\$26,889	1	3.00	\$24,365
<b>Total</b>	<b>56</b>	<b>5.16</b>	<b>\$33,748</b>	<b>51</b>	<b>4.55</b>	<b>\$33,708</b>	<b>61</b>	<b>4.85</b>	<b>\$38,793</b>	<b>66</b>	<b>4.64</b>	<b>\$35,655</b>	<b>85</b>	<b>6.54</b>	<b>\$64,153</b>
<b>Rural</b>															
Battle Mountain	0	0.00	\$0	0	0.00	\$0	0	0.00	\$0	0	0.00	\$0	0	0.00	\$0
Boulder City	1	6.00	\$14,244	0	0.00	\$0	0	0.00	\$0	0	0.00	\$0	0	0.00	\$0
Carson Valley	1	3.00	\$18,735	0	0.00	\$0	2	6.50	\$49,389	0	0.00	\$0	3	4.00	\$37,021
Churchill	4	6.75	\$61,331	0	0.00	\$0	3	7.00	\$42,845	1	3.00	\$23,463	0	0.00	\$0
Desert View	0	0.00	\$0	0	0.00	\$0	0	0.00	\$0	0	0.00	\$0	0	0.00	\$0
Grover C. Dils	0	0.00	\$0	0	0.00	\$0	0	0.00	\$0	0	0.00	\$0	0	0.00	\$0
Humboldt	0	0.00	\$0	0	0.00	\$0	2	7.00	\$78,630	0	0.00	\$0	0	0.00	\$0
Incline Village	0	0.00	\$0	0	0.00	\$0	0	0.00	\$0	0	0.00	\$0	0	0.00	\$0
Mesa View	0	0.00	\$0	1	2.00	\$24,263	0	0.00	\$0	0	0.00	\$0	0	0.00	\$0
Mount Grant	0	0.00	\$0	0	0.00	\$0	0	0.00	\$0	0	0.00	\$0	0	0.00	\$0
Northeastern	0	0.00	\$0	1	4.00	\$48,199	2	4.00	\$37,535	3	3.67	\$33,226	2	4.00	\$42,499
Nye	0	0.00	\$0	0	0.00	\$0	0	0.00	\$0	0	0.00	\$0	0	0.00	\$0
Pershing	0	0.00	\$0	0	0.00	\$0	0	0.00	\$0	0	0.00	\$0	0	0.00	\$0
South Lyon	0	0.00	\$0	0	0.00	\$0	0	0.00	\$0	0	0.00	\$0	0	0.00	\$0
William Bee Ririe	0	0.00	\$0	0	0.00	\$0	0	0.00	\$0	0	0.00	\$0	0	0.00	\$0
<b>Total</b>	<b>6</b>	<b>6.00</b>	<b>\$46,384</b>	<b>2</b>	<b>3.00</b>	<b>\$36,231</b>	<b>9</b>	<b>6.22</b>	<b>\$51,072</b>	<b>4</b>	<b>3.50</b>	<b>\$30,786</b>	<b>5</b>	<b>4.00</b>	<b>\$39,212</b>
<b>All Counties</b>	<b>177</b>	<b>5.38</b>	<b>\$50,834</b>	<b>173</b>	<b>5.25</b>	<b>\$57,311</b>	<b>205</b>	<b>4.95</b>	<b>\$55,877</b>	<b>198</b>	<b>5.39</b>	<b>\$66,375</b>	<b>216</b>	<b>6.26</b>	<b>\$76,246</b>

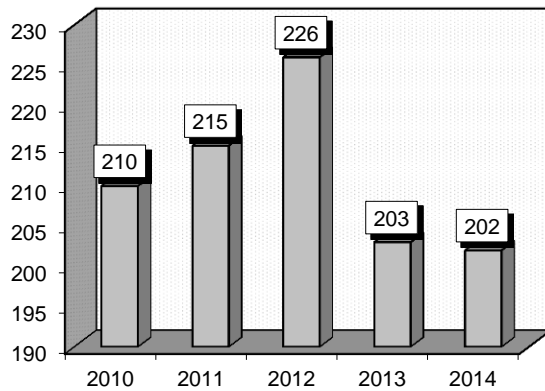
### Inguinal & Femoral Hernia Procedures (350-352)

**Procedures:** that frequently accompanied Inguinal & Femoral Hernia Procedures were: 1) Hemodialysis (3995), 2) Repair of inguinal hernia with graft or prosthesis, not otherwise specified (5305), 3) Other and open repair of indirect inguinal hernia with graft or prosthesis (5304), 4) Other and open repair of direct inguinal hernia with graft or prosthesis (5303).

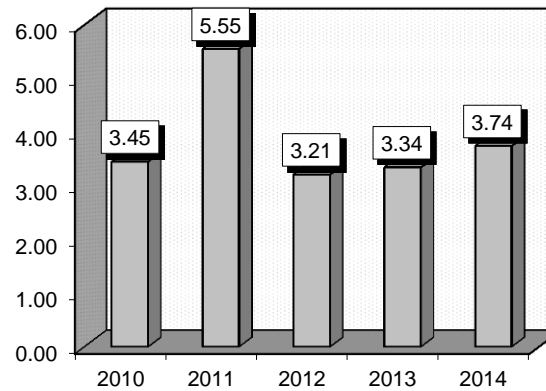
**Definitions:** **Inguinal:** Of, relating to, or situated in the region of the groin. **Femoral:** Pertaining to the femur or to the thigh. **Hernia:** A general term used to describe a bulge or protrusion of an organ through the structure or muscle that usually contains it. **Hemodialysis:** A method of mechanically cleansing the blood outside of the body, in order to remove various substances that would normally be cleared by the kidneys.

Gender	2010			2011			2012			2013			2014		
	Cases	Avg LOS	Avg Bill	Cases	Avg LOS	Avg Bill	Cases	Avg LOS	Avg Bill	Cases	Avg LOS	Avg Bill	Cases	Avg LOS	Avg Bill
Male	177	3.63	\$48,570	167	6.03	\$49,892	183	3.21	\$50,353	164	3.37	\$53,314	156	3.92	\$68,056
Female	33	2.52	\$40,355	48	3.90	\$48,337	43	3.23	\$51,194	39	3.26	\$55,679	46	3.13	\$53,036
Age Group	Cases	Avg LOS	Avg Bill	Cases	Avg LOS	Avg Bill	Cases	Avg LOS	Avg Bill	Cases	Avg LOS	Avg Bill	Cases	Avg LOS	Avg Bill
0-17	12	1.33	\$20,697	18	1.33	\$18,330	8	1.63	\$26,321	9	2.33	\$27,446	9	10.11	\$94,851
18-35	12	2.33	\$25,627	13	1.31	\$25,598	15	2.00	\$37,652	14	2.50	\$34,276	11	1.18	\$31,882
36-49	34	3.41	\$40,960	26	2.23	\$36,311	28	3.32	\$58,664	21	2.76	\$47,636	23	2.00	\$39,048
50-64	53	3.45	\$48,713	50	3.70	\$48,678	53	2.34	\$42,724	50	3.58	\$55,571	48	2.65	\$64,655
65+	99	3.86	\$54,528	108	8.43	\$61,216	122	3.82	\$55,194	109	3.54	\$58,800	111	4.32	\$70,726
<b>Total</b>	<b>210</b>	<b>3.45</b>	<b>\$47,279</b>	<b>215</b>	<b>5.55</b>	<b>\$49,545</b>	<b>226</b>	<b>3.21</b>	<b>\$50,513</b>	<b>203</b>	<b>3.34</b>	<b>\$53,769</b>	<b>202</b>	<b>3.74</b>	<b>\$64,636</b>

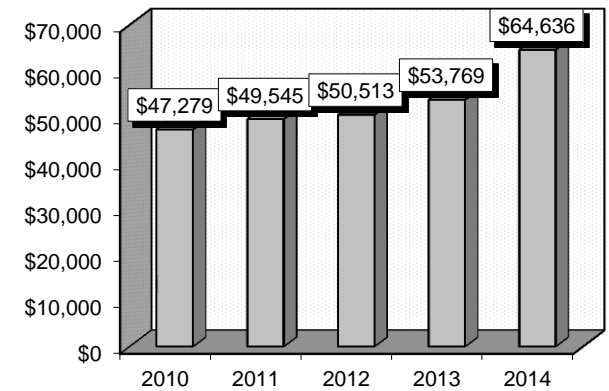
**Patient Discharges**



**Average Length of Stay**



**Average Billed Charges**



County / Hospital	2010			2011			2012			2013			2014		
	Cases	Avg LOS	Avg Bill	Cases	Avg LOS	Avg Bill	Cases	Avg LOS	Avg Bill	Cases	Avg LOS	Avg Bill	Cases	Avg LOS	Avg Bill
<b>Clark</b>															
Centennial Hills	5	3.40	\$44,268	6	4.67	\$62,631	7	4.29	\$70,427	7	2.43	\$64,598	7	3.57	\$93,380
Desert Springs	14	3.86	\$69,989	19	3.37	\$63,787	17	3.76	\$74,509	18	4.11	\$85,660	9	6.33	\$128,164
Mountain View	13	2.92	\$35,443	14	5.36	\$80,996	13	4.08	\$56,193	18	2.67	\$55,503	11	2.91	\$60,187
North Vista	4	1.75	\$30,896	5	3.40	\$41,433	6	4.50	\$57,603	2	9.50	\$102,092	8	2.13	\$39,187
Southern Hills	1	1.00	\$20,937	6	3.67	\$43,330	7	3.00	\$46,591	6	2.50	\$48,932	8	4.00	\$52,542
Spring Valley	14	2.57	\$43,326	10	3.10	\$56,979	18	3.00	\$61,446	7	2.00	\$48,363	17	2.65	\$65,040
St. Rose-Rose de Lima	5	1.80	\$33,152	5	4.40	\$47,479	6	2.50	\$37,139	3	1.67	\$37,602	4	9.25	\$125,900
St. Rose-San Martin	6	4.00	\$41,632	4	4.50	\$53,959	12	3.75	\$59,229	4	2.00	\$46,177	4	6.25	\$77,935
St. Rose-Siena	11	4.09	\$65,487	12	2.67	\$38,706	14	2.36	\$42,559	9	4.44	\$69,556	9	3.11	\$55,532
Summerlin	13	4.15	\$79,199	19	4.53	\$63,621	16	2.63	\$48,939	9	4.78	\$61,373	12	3.75	\$105,252
Sunrise	19	3.79	\$62,633	10	3.30	\$46,805	11	3.09	\$56,767	15	4.13	\$69,829	15	8.27	\$109,239
UMC	22	6.00	\$58,108	18	29.33	\$84,682	15	3.07	\$56,682	18	3.94	\$46,547	16	4.44	\$55,182
Valley	20	2.80	\$45,435	18	2.94	\$45,371	15	4.20	\$75,898	17	3.41	\$66,930	19	4.21	\$81,867
<b>Total</b>	<b>147</b>	<b>3.71</b>	<b>\$54,120</b>	<b>146</b>	<b>6.91</b>	<b>\$59,549</b>	<b>157</b>	<b>3.36</b>	<b>\$58,557</b>	<b>133</b>	<b>3.56</b>	<b>\$62,620</b>	<b>139</b>	<b>4.45</b>	<b>\$78,876</b>
<b>Washoe</b>															
Carson Tahoe	10	2.60	\$30,206	10	2.80	\$34,619	8	2.13	\$30,803	7	5.71	\$65,398	12	1.92	\$32,945
Northern Nevada	7	2.14	\$30,128	5	4.20	\$50,376	4	2.75	\$38,992	5	1.40	\$35,833	4	1.25	\$40,806
Renown Regional	21	2.57	\$27,504	21	2.43	\$20,852	24	2.33	\$28,379	13	4.54	\$44,337	16	3.25	\$38,245
Renown S. Meadows	3	2.00	\$26,203	1	3.00	\$31,819	3	2.00	\$27,443	3	1.67	\$28,024	2	3.00	\$40,246
Saint Mary's	9	3.67	\$34,654	18	3.06	\$31,725	16	2.56	\$35,577	14	1.93	\$33,287	18	1.89	\$32,109
Sierra Surgery	0	0.00	\$0	0	0.00	\$0	1	2.00	\$25,051	1	2.00	\$28,105	1	1.00	\$19,538
<b>Total</b>	<b>50</b>	<b>2.68</b>	<b>\$29,621</b>	<b>55</b>	<b>2.87</b>	<b>\$29,797</b>	<b>56</b>	<b>2.38</b>	<b>\$31,431</b>	<b>43</b>	<b>3.26</b>	<b>\$41,663</b>	<b>53</b>	<b>2.28</b>	<b>\$34,877</b>
<b>Rural</b>															
Battle Mountain	0	0.00	\$0	0	0.00	\$0	0	0.00	\$0	0	0.00	\$0	0	0.00	\$0
Boulder City	0	0.00	\$0	0	0.00	\$0	0	0.00	\$0	0	0.00	\$0	0	0.00	\$0
Carson Valley	3	1.67	\$19,190	4	1.50	\$21,879	3	2.33	\$27,815	16	3.13	\$37,075	1	1.00	\$18,225
Churchill	2	6.50	\$41,839	1	1.00	\$20,960	5	2.20	\$22,618	5	1.40	\$20,249	2	2.50	\$39,881
Desert View	1	2.00	\$14,637	1	1.00	\$4,908	0	0.00	\$0	0	0.00	\$0	0	0.00	\$0
Grover C. Dils	0	0.00	\$0	0	0.00	\$0	0	0.00	\$0	0	0.00	\$0	0	0.00	\$0
Humboldt	4	5.50	\$68,656	4	2.50	\$27,419	5	9.60	\$53,170	6	1.33	\$16,776	2	1.50	\$12,145
Incline Village	0	0.00	\$0	0	0.00	\$0	0	0.00	\$0	0	0.00	\$0	0	0.00	\$0
Mesa View	3	1.33	\$20,483	2	1.00	\$12,373	0	0.00	\$0	0	0.00	\$0	1	2.00	\$19,252
Mount Grant	0	0.00	\$0	0	0.00	\$0	0	0.00	\$0	0	0.00	\$0	0	0.00	\$0
Northeastern	0	0.00	\$0	1	6.00	\$50,464	0	0.00	\$0	0	0.00	\$0	3	1.67	\$26,622
Nye	0	0.00	\$0	0	0.00	\$0	0	0.00	\$0	0	0.00	\$0	0	0.00	\$0
Pershing	0	0.00	\$0	0	0.00	\$0	0	0.00	\$0	0	0.00	\$0	0	0.00	\$0
South Lyon	0	0.00	\$0	0	0.00	\$0	0	0.00	\$0	0	0.00	\$0	0	0.00	\$0
William Bee Ririe	0	0.00	\$0	1	1.00	\$20,887	0	0.00	\$0	0	0.00	\$0	1	1.00	\$22,758
<b>Total</b>	<b>13</b>	<b>3.54</b>	<b>\$37,843</b>	<b>14</b>	<b>1.93</b>	<b>\$22,797</b>	<b>13</b>	<b>5.08</b>	<b>\$35,568</b>	<b>27</b>	<b>2.41</b>	<b>\$29,448</b>	<b>10</b>	<b>1.70</b>	<b>\$24,415</b>
<b>All Counties</b>	<b>210</b>	<b>3.45</b>	<b>\$47,279</b>	<b>215</b>	<b>5.55</b>	<b>\$49,545</b>	<b>226</b>	<b>3.21</b>	<b>\$50,513</b>	<b>203</b>	<b>3.34</b>	<b>\$53,769</b>	<b>202</b>	<b>3.74</b>	<b>\$64,636</b>

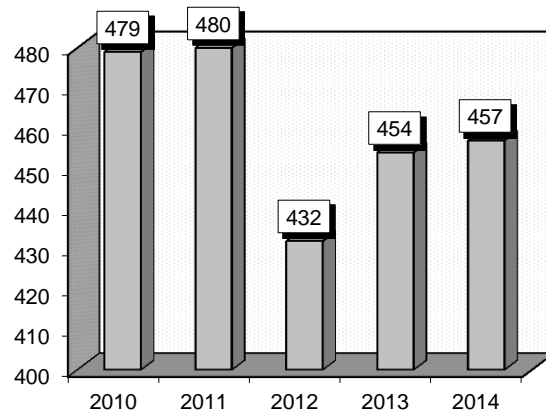
## Hernia Procedures Except Inguinal & Femoral (353-355)

**Procedures:** that frequently accompanied Hernia Procedures Except Inguinal & Femoral were: 1) Laparoscopic incisional hernia repair with graft or prosthesis (5362), 2) Other open umbilical herniorrhaphy (5349), 3) Other and open repair of umbilical hernia with graft or prosthesis (5341), 4) Continuous invasive mechanical ventilation for less than 96 consecutive hours (9671), 5) Other and open repair of other hernia of anterior abdominal wall with graft or prosthesis (5369).

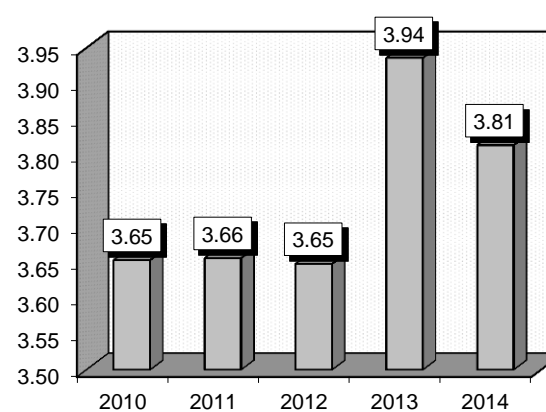
**Definitions:** **Inguinal:** Of, relating to, or situated in the region of the groin. **Femoral:** Pertaining to the femur or to the thigh. **Hernia:** A general term used to describe a bulge or protrusion of an organ through the structure or muscle that usually contains it. **Gangrene:** Localized death and decomposition of body tissue, resulting from either obstructed circulation or bacterial infection. **Laparoscopy:** Examination or treatment of the interior of the abdomen by means of a laparoscope.

Gender	2010			2011			2012			2013			2014		
	Cases	Avg LOS	Avg Bill	Cases	Avg LOS	Avg Bill	Cases	Avg LOS	Avg Bill	Cases	Avg LOS	Avg Bill	Cases	Avg LOS	Avg Bill
Male	206	3.69	\$49,461	199	3.85	\$54,567	172	3.53	\$54,830	211	4.02	\$82,075	191	3.60	\$75,459
Female	273	3.62	\$50,264	281	3.52	\$50,939	260	3.73	\$61,446	243	3.86	\$69,176	266	3.97	\$73,695
Age Group	Cases	Avg LOS	Avg Bill	Cases	Avg LOS	Avg Bill	Cases	Avg LOS	Avg Bill	Cases	Avg LOS	Avg Bill	Cases	Avg LOS	Avg Bill
0-17	8	1.75	\$23,506	3	4.33	\$93,657	4	1.25	\$19,695	2	1.00	\$23,215	2	5.00	\$54,345
18-35	31	3.13	\$44,459	44	2.00	\$34,735	27	2.37	\$49,383	24	2.67	\$52,386	28	2.68	\$49,857
36-49	122	3.04	\$43,570	106	3.11	\$46,480	95	2.73	\$51,284	96	3.49	\$60,962	94	3.11	\$62,819
50-64	160	3.69	\$51,813	163	3.44	\$49,575	140	3.65	\$56,334	167	4.06	\$83,652	177	3.69	\$73,022
65+	158	4.28	\$55,312	164	4.65	\$63,145	166	4.44	\$67,685	165	4.29	\$78,797	156	4.57	\$87,700
<b>Total</b>	<b>479</b>	<b>3.65</b>	<b>\$49,919</b>	<b>480</b>	<b>3.66</b>	<b>\$52,443</b>	<b>432</b>	<b>3.65</b>	<b>\$58,812</b>	<b>454</b>	<b>3.94</b>	<b>\$75,171</b>	<b>457</b>	<b>3.81</b>	<b>\$74,433</b>

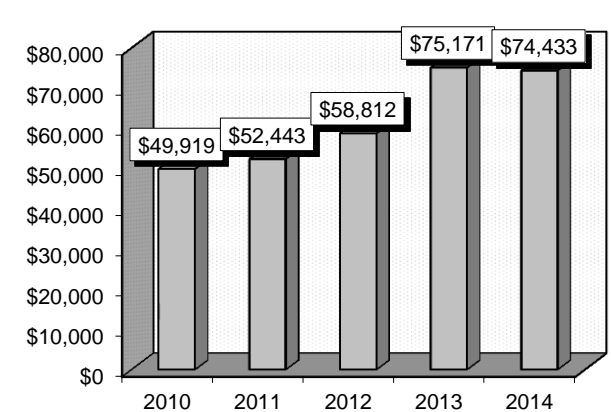
**Patient Discharges**



**Average Length of Stay**



**Average Billed Charges**



County / Hospital	2010			2011			2012			2013			2014		
	Cases	Avg LOS	Avg Bill	Cases	Avg LOS	Avg Bill	Cases	Avg LOS	Avg Bill	Cases	Avg LOS	Avg Bill	Cases	Avg LOS	Avg Bill
<b>Clark</b>															
Centennial Hills	12	3.50	\$64,605	16	4.31	\$66,568	16	5.06	\$104,362	15	3.40	\$85,558	19	3.42	\$90,759
Desert Springs	32	3.19	\$55,626	15	5.27	\$83,142	15	3.53	\$74,490	15	3.33	\$81,281	15	3.87	\$117,943
Mountain View	27	4.96	\$72,615	28	3.14	\$53,777	29	3.10	\$54,181	29	4.90	\$78,992	43	5.09	\$123,518
North Vista	6	2.83	\$49,302	9	1.67	\$38,414	6	3.00	\$46,133	8	2.63	\$53,859	15	3.33	\$47,269
Southern Hills	13	2.92	\$40,029	17	4.24	\$58,708	12	2.50	\$43,737	15	3.13	\$56,803	17	4.71	\$83,592
Spring Valley	52	2.92	\$47,284	49	3.12	\$48,391	30	2.83	\$59,308	38	3.55	\$80,185	33	3.09	\$71,131
St. Rose-Rose de Lima	5	2.80	\$43,873	7	3.29	\$46,393	7	3.71	\$51,369	8	6.63	\$90,373	12	3.58	\$58,898
St. Rose-San Martin	10	2.70	\$38,017	13	4.08	\$50,693	17	3.00	\$46,863	4	5.00	\$70,438	14	3.29	\$51,194
St. Rose-Siena	12	3.92	\$61,987	17	6.12	\$65,720	23	5.30	\$69,783	22	3.23	\$54,459	25	3.56	\$68,801
Summerlin	22	3.95	\$67,590	24	4.33	\$81,176	26	3.92	\$72,234	29	7.07	\$207,211	23	4.35	\$104,338
Sunrise	43	4.33	\$66,188	47	4.36	\$69,968	34	5.29	\$92,968	39	4.00	\$79,375	38	3.11	\$73,889
UMC	37	4.35	\$56,492	31	3.29	\$49,693	23	4.57	\$64,508	33	3.42	\$66,341	29	3.79	\$83,123
Valley	53	3.08	\$51,729	59	2.69	\$54,577	50	3.52	\$70,434	56	4.34	\$94,712	44	3.70	\$83,956
<b>Total</b>	<b>324</b>	<b>3.61</b>	<b>\$56,479</b>	<b>332</b>	<b>3.69</b>	<b>\$59,130</b>	<b>288</b>	<b>3.89</b>	<b>\$68,559</b>	<b>311</b>	<b>4.20</b>	<b>\$89,788</b>	<b>327</b>	<b>3.80</b>	<b>\$84,826</b>
<b>Washoe</b>															
Carson Tahoe	17	4.00	\$40,041	13	4.00	\$45,875	11	2.45	\$39,086	13	3.62	\$49,034	20	5.15	\$55,916
Northern Nevada	6	3.17	\$37,636	7	1.57	\$39,890	14	2.93	\$47,845	10	1.80	\$38,111	7	2.86	\$50,857
Renown Regional	62	4.00	\$33,900	56	3.07	\$29,092	51	3.39	\$40,655	53	3.91	\$44,168	35	5.17	\$54,318
Renown S. Meadows	10	4.60	\$37,441	11	2.91	\$33,549	8	4.75	\$41,306	7	2.29	\$28,315	4	2.75	\$32,861
Saint Mary's	39	3.28	\$37,091	37	4.27	\$47,851	37	2.86	\$39,044	34	3.06	\$42,554	47	3.02	\$45,956
Sierra Surgery	1	1.00	\$18,841	3	4.33	\$16,800	4	3.00	\$28,809	4	1.50	\$28,054	4	1.50	\$19,973
<b>Total</b>	<b>135</b>	<b>3.78</b>	<b>\$35,912</b>	<b>127</b>	<b>3.45</b>	<b>\$36,966</b>	<b>125</b>	<b>3.18</b>	<b>\$40,508</b>	<b>121</b>	<b>3.29</b>	<b>\$42,287</b>	<b>117</b>	<b>3.96</b>	<b>\$49,118</b>
<b>Rural</b>															
Battle Mountain	0	0.00	\$0	0	0.00	\$0	0	0.00	\$0	0	0.00	\$0	0	0.00	\$0
Boulder City	0	0.00	\$0	0	0.00	\$0	0	0.00	\$0	0	0.00	\$0	0	0.00	\$0
Carson Valley	3	5.33	\$72,954	3	1.67	\$20,432	2	4.00	\$49,630	14	4.29	\$57,559	8	2.88	\$41,978
Churchill	4	2.50	\$28,458	2	9.00	\$76,205	6	3.33	\$29,336	4	3.00	\$43,936	1	5.00	\$37,937
Desert View	0	0.00	\$0	1	3.00	\$13,569	0	0.00	\$0	0	0.00	\$0	1	4.00	\$60,982
Grover C. Dils	0	0.00	\$0	0	0.00	\$0	0	0.00	\$0	0	0.00	\$0	0	0.00	\$0
Humboldt	7	4.00	\$34,664	11	4.64	\$42,564	8	3.38	\$32,651	4	2.50	\$26,317	0	0.00	\$0
Incline Village	0	0.00	\$0	0	0.00	\$0	0	0.00	\$0	0	0.00	\$0	0	0.00	\$0
Mesa View	0	0.00	\$0	0	0.00	\$0	1	2.00	\$17,380	0	0.00	\$0	0	0.00	\$0
Mount Grant	0	0.00	\$0	0	0.00	\$0	0	0.00	\$0	0	0.00	\$0	0	0.00	\$0
Northeastern	6	2.67	\$31,441	3	4.33	\$44,129	2	1.50	\$22,155	0	0.00	\$0	3	1.67	\$32,086
Nye	0	0.00	\$0	0	0.00	\$0	0	0.00	\$0	0	0.00	\$0	0	0.00	\$0
Pershing	0	0.00	\$0	0	0.00	\$0	0	0.00	\$0	0	0.00	\$0	0	0.00	\$0
South Lyon	0	0.00	\$0	0	0.00	\$0	0	0.00	\$0	0	0.00	\$0	0	0.00	\$0
William Bee Ririe	0	0.00	\$0	1	1.00	\$19,008	0	0.00	\$0	0	0.00	\$0	0	0.00	\$0
<b>Total</b>	<b>20</b>	<b>3.50</b>	<b>\$38,199</b>	<b>21</b>	<b>4.33</b>	<b>\$40,327</b>	<b>19</b>	<b>3.16</b>	<b>\$31,483</b>	<b>22</b>	<b>3.73</b>	<b>\$49,402</b>	<b>13</b>	<b>2.85</b>	<b>\$40,846</b>
<b>All Counties</b>	<b>479</b>	<b>3.65</b>	<b>\$49,919</b>	<b>480</b>	<b>3.66</b>	<b>\$52,443</b>	<b>432</b>	<b>3.65</b>	<b>\$58,812</b>	<b>454</b>	<b>3.94</b>	<b>\$75,171</b>	<b>457</b>	<b>3.81</b>	<b>\$74,433</b>

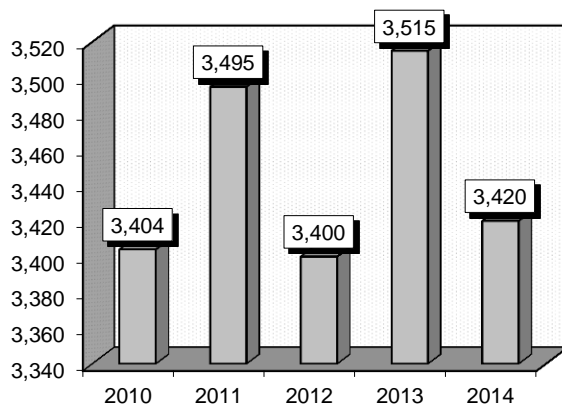
## Gastrointestinal Hemorrhage (377-379)

**Diagnoses:** that frequently accompanied Gastrointestinal Hemorrhage were: 1) Unspecified essential hypertension (4019), 2) Diverticulosis of colon (without mention of hemorrhage) (56210), 3) Acute posthemorrhagic anemia (2851), 4) Tobacco use disorder (3051), 5) Diabetes mellitus without mention of complication, type II or unspecified type, not stated as uncontrolled (25000), 6) Diaphragmatic hernia without mention of obstruction or gangrene (5533), 7) Other and unspecified hyperlipidemia (2724).

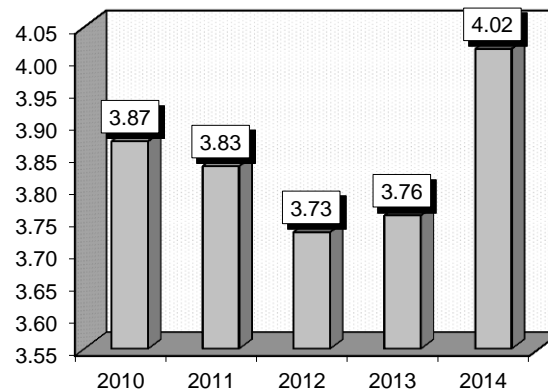
**Definitions:** **Hypertension:** High blood pressure. **Hemorrhage:** An escape of blood from the blood vessels, especially when excessive. **Diverticulosis:** The presence of diverticula in the absence of inflammation. **Diverticulitis:** Inflammation of a diverticulum, especially of the small pockets in the wall of the colon which fill with stagnant fecal material and become inflamed; rarely, they may cause obstruction, perforation, or bleeding. **Duodenum:** First part of the small intestine. **Hyperlipidemia:** An abnormally high concentration of fats or lipids in the blood. **Diabetes mellitus:** A condition in which the pancreas no longer produces enough insulin or cells stop responding to the insulin that is produced, so that glucose in the blood cannot be absorbed into the cells of the body. **Hyperglycemia:** An abnormally high concentration of glucose in the circulating blood, seen especially in patients with diabetes mellitus. **Anemia:** A condition marked by a deficiency of red blood cells or of hemoglobin in the blood, resulting in pallor and weariness; diminishes the capacity of the blood to carry oxygen.

Gender	2010			2011			2012			2013			2014		
	Cases	Avg LOS	Avg Bill	Cases	Avg LOS	Avg Bill	Cases	Avg LOS	Avg Bill	Cases	Avg LOS	Avg Bill	Cases	Avg LOS	Avg Bill
Male	1,845	3.84	\$40,720	1,947	3.74	\$42,432	1,869	3.67	\$45,300	1,899	3.83	\$50,525	1,848	3.95	\$53,905
Female	1,559	3.91	\$39,145	1,548	3.96	\$43,099	1,531	3.81	\$46,054	1,616	3.67	\$47,133	1,572	4.09	\$55,827
Age Group	Cases	Avg LOS	Avg Bill	Cases	Avg LOS	Avg Bill	Cases	Avg LOS	Avg Bill	Cases	Avg LOS	Avg Bill	Cases	Avg LOS	Avg Bill
0-17	31	2.52	\$30,178	26	2.23	\$18,736	29	3.10	\$32,608	32	2.94	\$37,221	22	2.32	\$31,844
18-35	190	3.07	\$33,138	160	3.16	\$38,247	179	2.30	\$30,293	169	2.44	\$34,342	170	2.70	\$39,896
36-49	360	3.03	\$33,238	363	3.56	\$39,169	360	3.16	\$41,611	363	3.43	\$42,928	315	3.55	\$51,718
50-64	885	3.99	\$41,564	875	3.67	\$41,769	797	3.86	\$45,700	812	3.80	\$50,936	849	3.71	\$53,976
65+	1,938	4.08	\$41,370	2,071	4.03	\$44,403	2,035	3.92	\$47,864	2,139	3.91	\$50,573	2,064	4.34	\$57,062
<b>Total</b>	<b>3,404</b>	<b>3.87</b>	<b>\$39,999</b>	<b>3,495</b>	<b>3.83</b>	<b>\$42,727</b>	<b>3,400</b>	<b>3.73</b>	<b>\$45,640</b>	<b>3,515</b>	<b>3.76</b>	<b>\$48,966</b>	<b>3,420</b>	<b>4.02</b>	<b>\$54,788</b>

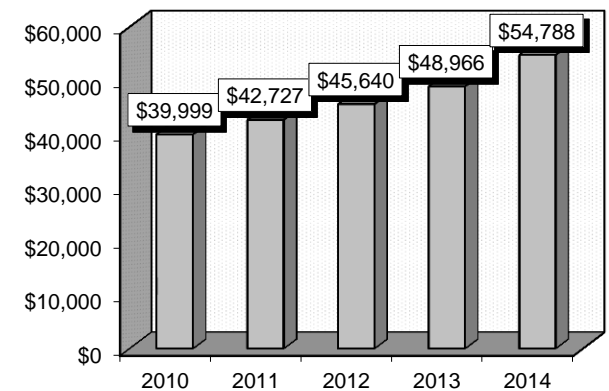
**Patient Discharges**



**Average Length of Stay**



**Average Billed Charges**



County / Hospital	2010			2011			2012			2013			2014		
	Cases	Avg LOS	Avg Bill	Cases	Avg LOS	Avg Bill	Cases	Avg LOS	Avg Bill	Cases	Avg LOS	Avg Bill	Cases	Avg LOS	Avg Bill
<b>Clark</b>															
Centennial Hills	166	3.13	\$37,185	153	4.24	\$48,862	157	3.52	\$51,034	139	3.20	\$58,211	163	3.67	\$68,972
Desert Springs	205	4.30	\$44,466	235	4.12	\$43,915	195	4.36	\$56,372	226	4.10	\$60,820	197	5.09	\$71,273
Mountain View	268	4.29	\$56,242	283	4.02	\$55,191	258	4.06	\$59,682	286	4.38	\$64,119	327	4.06	\$70,108
North Vista	109	4.06	\$45,623	92	4.04	\$46,541	118	4.42	\$44,591	127	4.38	\$41,135	129	4.52	\$44,633
Southern Hills	72	3.42	\$35,437	74	4.38	\$49,522	96	2.97	\$40,643	95	2.97	\$46,761	65	3.54	\$48,097
Spring Valley	197	3.31	\$42,526	190	3.57	\$49,503	159	4.01	\$54,271	202	3.93	\$59,886	236	4.97	\$68,792
St. Rose-Rose de Lima	143	4.28	\$43,537	150	3.41	\$40,591	121	3.49	\$44,947	100	3.67	\$48,218	104	3.25	\$51,606
St. Rose-San Martin	126	3.44	\$39,117	115	4.05	\$44,820	121	3.63	\$46,278	141	3.35	\$45,168	118	3.55	\$55,033
St. Rose-Siena	214	4.30	\$43,537	224	4.37	\$46,812	189	3.66	\$42,962	232	3.22	\$43,379	183	3.78	\$55,319
Summerlin	199	3.40	\$38,746	206	3.77	\$51,126	212	3.78	\$59,956	226	4.08	\$68,393	200	4.43	\$73,904
Sunrise	367	3.99	\$49,039	443	4.21	\$52,892	397	3.87	\$54,635	403	4.20	\$61,761	398	4.71	\$70,203
UMC	237	4.19	\$38,984	216	3.26	\$34,011	180	3.89	\$39,451	181	3.53	\$32,709	162	3.78	\$35,473
Valley	255	4.21	\$45,478	202	4.25	\$51,935	236	4.24	\$60,744	171	4.51	\$74,144	209	4.43	\$76,338
<b>Total</b>	<b>2,558</b>	<b>3.93</b>	<b>\$44,284</b>	<b>2,583</b>	<b>3.98</b>	<b>\$48,121</b>	<b>2,439</b>	<b>3.89</b>	<b>\$52,149</b>	<b>2,529</b>	<b>3.90</b>	<b>\$56,203</b>	<b>2,491</b>	<b>4.28</b>	<b>\$64,125</b>
<b>Washoe</b>															
Carson Tahoe	135	4.21	\$31,598	167	3.28	\$28,450	178	2.91	\$26,369	195	3.02	\$28,396	179	3.23	\$26,602
Northern Nevada	60	2.93	\$29,379	59	2.76	\$33,450	53	3.19	\$43,982	45	3.60	\$40,794	43	2.77	\$45,752
Renown Regional	248	3.79	\$28,404	319	4.02	\$30,181	364	3.63	\$31,824	386	3.57	\$33,181	350	3.72	\$34,549
Renown S. Meadows	51	3.94	\$29,735	66	2.89	\$25,512	46	3.35	\$30,290	47	2.83	\$27,894	51	2.51	\$27,673
Saint Mary's	163	4.04	\$30,935	146	3.55	\$29,845	160	3.46	\$27,736	181	3.91	\$31,036	153	3.20	\$26,488
Sierra Surgery	0	0.00	\$0	0	0.00	\$0	0	0.00	\$0	0	0.00	\$0	0	0.00	\$0
<b>Total</b>	<b>657</b>	<b>3.87</b>	<b>\$29,881</b>	<b>757</b>	<b>3.57</b>	<b>\$29,582</b>	<b>801</b>	<b>3.39</b>	<b>\$30,511</b>	<b>854</b>	<b>3.48</b>	<b>\$31,744</b>	<b>776</b>	<b>3.37</b>	<b>\$31,296</b>
<b>Rural</b>															
Battle Mountain	1	5.00	\$5,035	1	1.00	\$1,170	1	5.00	\$6,406	0	0.00	\$0	0	0.00	\$0
Boulder City	7	1.71	\$4,225	5	3.40	\$5,934	6	1.67	\$9,636	8	3.13	\$10,253	5	3.40	\$20,917
Carson Valley	17	2.06	\$17,548	20	3.10	\$25,866	13	3.00	\$26,484	22	2.68	\$24,411	23	1.70	\$13,738
Churchill	34	4.32	\$18,953	30	2.90	\$15,255	26	3.77	\$18,820	19	3.68	\$21,102	37	2.78	\$20,084
Desert View	29	2.41	\$15,000	15	2.33	\$12,293	8	2.50	\$17,212	7	2.57	\$14,049	11	2.55	\$17,584
Grover C. Dils	0	0.00	\$0	0	0.00	\$0	1	2.00	\$2,014	1	2.00	\$7,267	1	1.00	\$2,820
Humboldt	13	4.38	\$16,664	13	2.23	\$15,507	9	3.00	\$17,299	15	1.67	\$14,289	13	2.46	\$17,052
Incline Village	0	0.00	\$0	0	0.00	\$0	0	0.00	\$0	0	0.00	\$0	0	0.00	\$0
Mesa View	29	1.86	\$12,590	20	2.15	\$13,199	33	2.27	\$16,313	15	1.93	\$11,404	13	3.08	\$20,456
Mount Grant	10	2.40	\$8,643	10	2.70	\$12,941	8	2.38	\$9,336	5	2.40	\$8,824	0	0.00	\$0
Northeastern	37	3.27	\$26,557	28	2.68	\$25,936	52	3.46	\$32,745	38	3.21	\$34,098	45	3.42	\$32,188
Nye	2	2.50	\$17,911	8	2.13	\$11,590	2	1.50	\$5,143	0	0.00	\$0	0	0.00	\$0
Pershing	0	0.00	\$0	2	1.50	\$4,570	0	0.00	\$0	2	2.50	\$7,974	0	0.00	\$0
South Lyon	2	4.00	\$3,270	1	3.00	\$9,000	0	0.00	\$0	0	0.00	\$0	2	18.50	\$9,693
William Bee Ririe	8	4.75	\$17,601	2	3.50	\$9,877	1	2.00	\$25,162	0	0.00	\$0	3	1.67	\$13,512
<b>Total</b>	<b>189</b>	<b>3.05</b>	<b>\$17,176</b>	<b>155</b>	<b>2.62</b>	<b>\$17,045</b>	<b>160</b>	<b>3.00</b>	<b>\$22,153</b>	<b>132</b>	<b>2.78</b>	<b>\$21,718</b>	<b>153</b>	<b>2.98</b>	<b>\$21,934</b>
<b>All Counties</b>	<b>3,404</b>	<b>3.87</b>	<b>\$39,999</b>	<b>3,495</b>	<b>3.83</b>	<b>\$42,727</b>	<b>3,400</b>	<b>3.73</b>	<b>\$45,640</b>	<b>3,515</b>	<b>3.76</b>	<b>\$48,966</b>	<b>3,420</b>	<b>4.02</b>	<b>\$54,788</b>

## Peptic Ulcer (380-384)

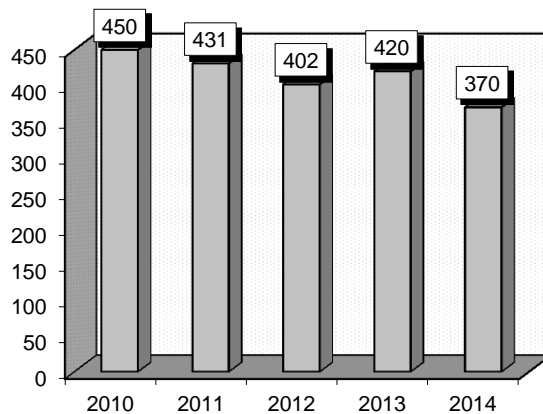
**Diagnoses:** that frequently accompanied Peptic Ulcer were: 1) Unspecified essential hypertension (4019), 2) Diaphragmatic hernia without mention of obstruction or gangrene (5533), 3) Acute posthemorrhagic anemia (2851), 4) Other and unspecified hyperlipidemia (2724).

**Procedures:** that frequently accompanied Peptic Ulcer were: 1) Esophagogastroduodenoscopy [EGD] with closed biopsy (4516), 2) Other endoscopy of small intestine (4513), 3) Transfusion of packed cells (9904), 4) Venous catheterization, not elsewhere classified (3893), 5) Endoscopic excision or destruction of lesion or tissue of esophagus (4233).

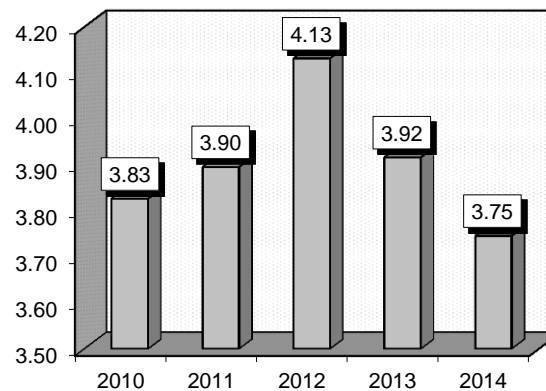
**Definitions: Peptic ulcer:** An ulcer of the upper digestive tract, usually in the stomach or duodenum, where the mucous membrane is exposed to gastric secretions. **Duodenum:** First part of the small intestine. **Duodenal ulcer:** An ulcer in the duodenum, or the first part of the small intestine. The most common type of peptic ulcer. **Hypertrophic pyloric stenosis:** Narrowing (stenosis) of the opening from the stomach to the first part of the small intestine known as the duodenum, due to enlargement (hypertrophy) of the muscle surrounding this opening (the pylorus, meaning "gate"), which spasms when the stomach empties. **Esophagogastroduodenoscopy:** A diagnostic procedure that allows the physician to diagnose and treat problems in the upper gastrointestinal (UGI) tract. The doctor uses a long, flexible, lighted tube called an endoscope.

Gender	2010			2011			2012			2013			2014		
	Cases	Avg LOS	Avg Bill	Cases	Avg LOS	Avg Bill	Cases	Avg LOS	Avg Bill	Cases	Avg LOS	Avg Bill	Cases	Avg LOS	Avg Bill
Male	246	3.90	\$41,847	219	3.94	\$42,601	202	4.12	\$50,440	222	4.30	\$56,272	181	3.66	\$48,359
Female	204	3.74	\$37,961	212	3.85	\$41,495	200	4.14	\$47,607	198	3.49	\$43,357	189	3.83	\$53,891
Age Group	Cases	Avg LOS	Avg Bill	Cases	Avg LOS	Avg Bill	Cases	Avg LOS	Avg Bill	Cases	Avg LOS	Avg Bill	Cases	Avg LOS	Avg Bill
0-17	3	2.00	\$11,718	8	2.88	\$22,665	11	4.09	\$30,679	5	7.80	\$55,841	5	2.40	\$30,001
18-35	39	2.51	\$26,192	28	3.93	\$38,138	38	2.76	\$32,387	31	3.35	\$36,045	28	2.96	\$37,626
36-49	79	3.73	\$37,299	78	3.01	\$32,955	73	4.04	\$47,587	71	3.69	\$41,155	62	3.24	\$46,207
50-64	145	3.57	\$39,156	153	4.36	\$44,756	115	3.89	\$49,592	141	3.94	\$54,384	119	3.89	\$52,719
65+	184	4.38	\$45,421	164	3.93	\$45,483	165	4.66	\$54,334	172	3.98	\$52,850	156	4.02	\$55,106
<b>Total</b>	<b>450</b>	<b>3.83</b>	<b>\$40,085</b>	<b>431</b>	<b>3.90</b>	<b>\$42,057</b>	<b>402</b>	<b>4.13</b>	<b>\$49,030</b>	<b>420</b>	<b>3.92</b>	<b>\$50,184</b>	<b>370</b>	<b>3.75</b>	<b>\$51,185</b>

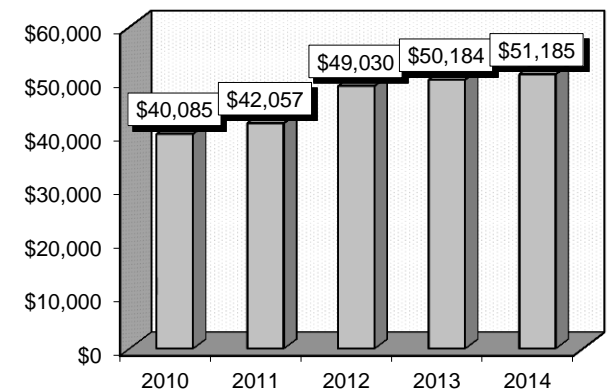
**Patient Discharges**



**Average Length of Stay**



**Average Billed Charges**





County / Hospital	2010			2011			2012			2013			2014		
	Cases	Avg LOS	Avg Bill	Cases	Avg LOS	Avg Bill	Cases	Avg LOS	Avg Bill	Cases	Avg LOS	Avg Bill	Cases	Avg LOS	Avg Bill
<b>Clark</b>															
Centennial Hills	27	3.07	\$37,119	28	4.36	\$46,332	28	3.39	\$49,042	28	2.04	\$42,111	30	3.40	\$60,486
Desert Springs	30	4.30	\$57,064	32	3.94	\$41,864	11	5.36	\$72,620	31	3.77	\$48,857	23	3.65	\$63,124
Mountain View	34	4.74	\$51,328	27	5.37	\$61,788	41	4.24	\$57,975	29	4.38	\$66,154	44	3.70	\$62,192
North Vista	14	4.57	\$58,345	10	4.60	\$44,847	13	6.23	\$94,075	17	3.88	\$37,676	7	4.29	\$40,974
Southern Hills	11	2.45	\$27,112	13	3.00	\$36,128	12	2.42	\$33,420	4	2.25	\$34,755	11	2.82	\$35,331
Spring Valley	33	3.36	\$35,371	38	3.82	\$52,210	25	3.96	\$52,469	29	4.45	\$97,412	28	4.11	\$72,850
St. Rose-Rose de Lima	15	3.07	\$32,244	13	4.77	\$51,688	11	3.73	\$40,398	7	2.14	\$37,416	5	3.80	\$44,967
St. Rose-San Martin	31	3.13	\$33,453	29	3.55	\$39,266	25	3.52	\$41,116	22	2.32	\$36,752	18	4.11	\$54,070
St. Rose-Siena	25	3.88	\$36,530	18	3.33	\$39,061	24	3.79	\$45,289	32	4.53	\$54,412	28	3.75	\$46,995
Summerlin	28	4.21	\$54,120	32	3.38	\$40,944	18	5.06	\$70,092	24	4.46	\$70,644	15	4.67	\$74,483
Sunrise	30	3.77	\$48,119	45	3.31	\$48,085	44	3.00	\$43,384	36	4.19	\$55,812	24	3.17	\$46,684
UMC	55	4.04	\$36,013	38	4.16	\$37,319	39	4.28	\$39,683	41	4.22	\$35,791	23	3.87	\$33,310
Valley	34	3.21	\$36,325	22	3.23	\$38,327	24	6.54	\$90,034	23	5.04	\$78,756	20	4.35	\$71,875
<b>Total</b>	<b>367</b>	<b>3.75</b>	<b>\$41,826</b>	<b>345</b>	<b>3.87</b>	<b>\$44,801</b>	<b>315</b>	<b>4.14</b>	<b>\$53,724</b>	<b>323</b>	<b>3.91</b>	<b>\$55,764</b>	<b>276</b>	<b>3.79</b>	<b>\$56,788</b>
<b>Washoe</b>															
Carson Tahoe	17	4.53	\$33,589	19	3.42	\$27,185	11	4.18	\$30,389	14	3.07	\$24,309	12	3.25	\$39,337
Northern Nevada	3	3.67	\$54,333	2	4.00	\$32,695	5	2.00	\$38,388	7	3.14	\$40,705	16	3.69	\$56,366
Renown Regional	34	4.62	\$33,368	34	3.94	\$31,874	36	4.81	\$38,676	24	4.88	\$36,011	26	4.19	\$31,596
Renown S. Meadows	1	2.00	\$13,208	7	3.14	\$29,144	6	2.33	\$20,989	4	4.75	\$40,067	6	3.67	\$35,004
Saint Mary's	8	3.25	\$24,810	8	8.88	\$66,496	19	4.37	\$27,968	36	3.83	\$31,583	20	3.55	\$27,708
Sierra Surgery	0	0.00	\$0	0	0.00	\$0	0	0.00	\$0	0	0.00	\$0	0	0.00	\$0
<b>Total</b>	<b>63</b>	<b>4.33</b>	<b>\$33,019</b>	<b>70</b>	<b>4.29</b>	<b>\$34,308</b>	<b>77</b>	<b>4.23</b>	<b>\$33,453</b>	<b>85</b>	<b>3.99</b>	<b>\$32,786</b>	<b>80</b>	<b>3.75</b>	<b>\$36,995</b>
<b>Rural</b>															
Battle Mountain	1	1.00	\$7,499	0	0.00	\$0	0	0.00	\$0	0	0.00	\$0	0	0.00	\$0
Boulder City	1	2.00	\$5,298	0	0.00	\$0	1	2.00	\$2,545	0	0.00	\$0	0	0.00	\$0
Carson Valley	1	3.00	\$23,978	1	2.00	\$19,883	2	2.50	\$23,341	3	2.00	\$19,899	0	0.00	\$0
Churchill	8	3.00	\$17,613	6	3.67	\$22,795	4	3.50	\$25,001	2	3.00	\$22,556	2	2.00	\$19,324
Desert View	0	0.00	\$0	1	2.00	\$9,800	0	0.00	\$0	1	15.00	\$56,976	3	1.67	\$12,147
Grover C. Dils	1	1.00	\$6,625	0	0.00	\$0	0	0.00	\$0	0	0.00	\$0	0	0.00	\$0
Humboldt	1	1.00	\$5,595	2	3.00	\$13,327	1	2.00	\$7,762	2	2.50	\$12,254	2	4.50	\$24,721
Incline Village	0	0.00	\$0	0	0.00	\$0	0	0.00	\$0	0	0.00	\$0	0	0.00	\$0
Mesa View	1	2.00	\$26,378	2	2.00	\$11,651	1	2.00	\$14,088	0	0.00	\$0	0	0.00	\$0
Mount Grant	0	0.00	\$0	0	0.00	\$0	0	0.00	\$0	0	0.00	\$0	0	0.00	\$0
Northeastern	6	6.33	\$65,250	2	2.50	\$19,392	1	6.00	\$40,328	4	2.75	\$23,068	7	3.29	\$25,842
Nye	0	0.00	\$0	0	0.00	\$0	0	0.00	\$0	0	0.00	\$0	0	0.00	\$0
Pershing	0	0.00	\$0	0	0.00	\$0	0	0.00	\$0	0	0.00	\$0	0	0.00	\$0
South Lyon	0	0.00	\$0	1	2.00	\$4,325	0	0.00	\$0	0	0.00	\$0	0	0.00	\$0
William Bee Ririe	0	0.00	\$0	1	2.00	\$9,080	0	0.00	\$0	0	0.00	\$0	0	0.00	\$0
<b>Total</b>	<b>20</b>	<b>3.60</b>	<b>\$30,389</b>	<b>16</b>	<b>2.81</b>	<b>\$16,787</b>	<b>10</b>	<b>3.10</b>	<b>\$21,141</b>	<b>12</b>	<b>3.58</b>	<b>\$23,214</b>	<b>14</b>	<b>2.93</b>	<b>\$21,816</b>
<b>All Counties</b>	<b>450</b>	<b>3.83</b>	<b>\$40,085</b>	<b>431</b>	<b>3.90</b>	<b>\$42,057</b>	<b>402</b>	<b>4.13</b>	<b>\$49,030</b>	<b>420</b>	<b>3.92</b>	<b>\$50,184</b>	<b>370</b>	<b>3.75</b>	<b>\$51,185</b>

### Inflammatory Bowel Disease (385-387)

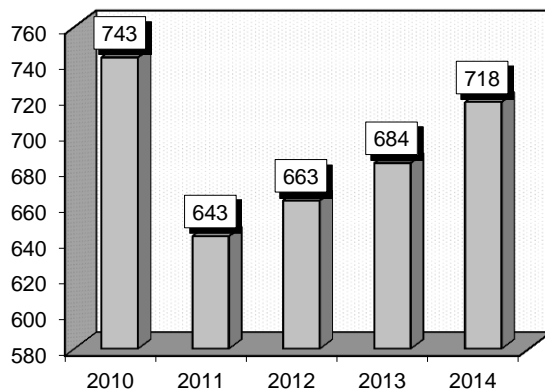
**Diagnoses:** that frequently accompanied Inflammatory Bowel Disease were: 1) Regional enteritis of unspecified site (5559), 2) Hypopotassemia (2768), 3) Unspecified essential hypertension (4019), 4) Tobacco use disorder (3051).

**Procedures:** that frequently accompanied Inflammatory Bowel Disease were: 1) Closed [endoscopic] biopsy of large intestine (4525), 2) Esophagogastroduodenoscopy [EGD] with closed biopsy (4516), 3) Transfusion of packed cells (9904), 4) Venous catheterization, not elsewhere classified (3893), 5) Closed [endoscopic] biopsy of rectum (4824).

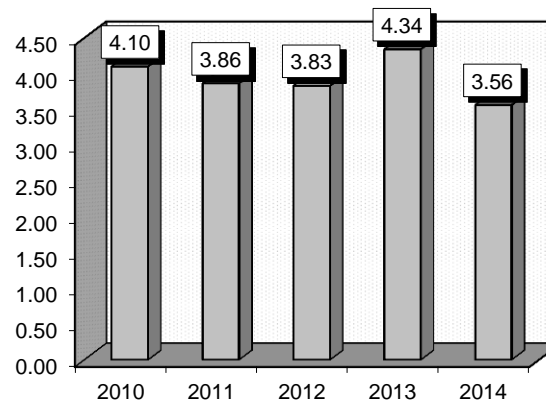
**Definitions: Inflammatory bowel disease:** Ongoing inflammation of all or part of the digestive tract. **Colitis:** Inflammation of the colon. **Endoscopic biopsy:** A biopsy obtained by instruments passed through an endoscope or obtained by a needle introduced under endoscopic guidance. **Esophagogastroduodenoscopy:** A diagnostic procedure that allows the physician to diagnose and treat problems in the upper gastrointestinal (UGI) tract. The doctor uses a long, flexible, lighted tube called an endoscope.

Gender	2010			2011			2012			2013			2014		
	Cases	Avg LOS	Avg Bill	Cases	Avg LOS	Avg Bill	Cases	Avg LOS	Avg Bill	Cases	Avg LOS	Avg Bill	Cases	Avg LOS	Avg Bill
Male	299	4.20	\$33,808	286	3.52	\$36,498	343	3.78	\$38,173	315	4.24	\$39,291	306	3.54	\$40,826
Female	444	4.03	\$34,811	357	4.14	\$38,880	320	3.89	\$40,302	369	4.43	\$45,110	412	3.58	\$44,849
Age Group	Cases	Avg LOS	Avg Bill	Cases	Avg LOS	Avg Bill	Cases	Avg LOS	Avg Bill	Cases	Avg LOS	Avg Bill	Cases	Avg LOS	Avg Bill
0-17	21	3.48	\$25,166	29	4.83	\$37,111	21	3.29	\$26,671	24	6.13	\$47,631	27	4.81	\$43,612
18-35	259	3.69	\$31,006	226	3.52	\$32,391	202	3.21	\$33,227	227	3.55	\$36,902	231	3.41	\$39,944
36-49	197	4.27	\$35,574	142	3.81	\$37,646	167	4.01	\$40,649	172	3.87	\$40,761	177	3.25	\$40,792
50-64	164	4.10	\$33,316	136	4.10	\$42,969	143	4.25	\$43,294	150	5.27	\$47,451	162	3.98	\$46,818
65+	102	4.95	\$44,449	110	4.10	\$43,021	130	4.19	\$44,142	111	5.08	\$48,411	121	3.48	\$47,615
<b>Total</b>	<b>743</b>	<b>4.10</b>	<b>\$34,407</b>	<b>643</b>	<b>3.86</b>	<b>\$37,820</b>	<b>663</b>	<b>3.83</b>	<b>\$39,201</b>	<b>684</b>	<b>4.34</b>	<b>\$42,430</b>	<b>718</b>	<b>3.56</b>	<b>\$43,135</b>

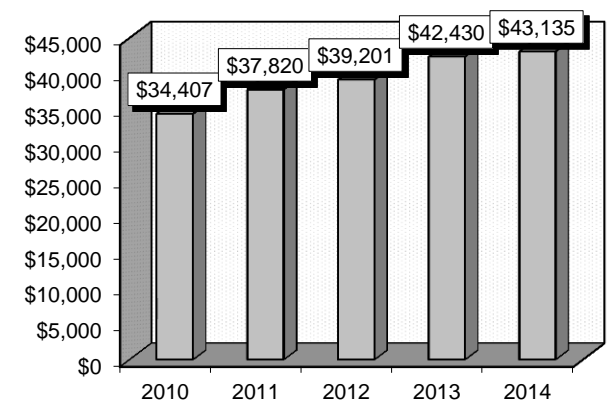
**Patient Discharges**



**Average Length of Stay**



**Average Billed Charges**



County / Hospital	2010			2011			2012			2013			2014		
	Cases	Avg LOS	Avg Bill	Cases	Avg LOS	Avg Bill	Cases	Avg LOS	Avg Bill	Cases	Avg LOS	Avg Bill	Cases	Avg LOS	Avg Bill
<b>Clark</b>															
Centennial Hills	47	3.60	\$31,794	43	3.88	\$44,804	25	4.84	\$60,695	35	3.00	\$45,431	35	2.71	\$51,048
Desert Springs	34	3.65	\$38,068	20	4.50	\$45,655	35	4.80	\$52,694	37	4.92	\$59,728	37	3.49	\$47,234
Mountain View	69	4.30	\$40,813	44	4.23	\$45,166	59	4.42	\$51,584	61	4.25	\$48,255	54	3.48	\$42,847
North Vista	22	5.36	\$37,245	22	4.55	\$48,105	35	4.46	\$32,157	28	4.29	\$32,629	17	6.29	\$47,716
Southern Hills	21	2.90	\$25,829	25	3.04	\$30,592	18	3.33	\$40,177	38	3.24	\$39,880	33	3.36	\$45,512
Spring Valley	41	4.07	\$43,693	30	3.43	\$41,693	26	3.04	\$41,998	28	2.82	\$41,740	45	3.22	\$53,298
St. Rose-Rose de Lima	33	3.24	\$30,837	40	3.23	\$29,844	40	4.18	\$37,065	26	3.73	\$42,900	28	3.07	\$36,520
St. Rose-San Martin	61	3.57	\$28,718	82	3.80	\$34,184	63	3.40	\$36,009	59	3.59	\$31,086	43	3.09	\$34,399
St. Rose-Siena	57	3.95	\$36,119	32	4.03	\$36,466	50	4.40	\$43,442	38	5.42	\$50,133	54	3.19	\$39,349
Summerlin	41	4.22	\$50,801	50	4.86	\$63,488	46	3.85	\$59,730	56	6.02	\$67,584	80	4.29	\$73,526
Sunrise	47	4.36	\$40,273	67	3.79	\$42,714	58	3.00	\$39,380	56	4.50	\$50,908	60	4.37	\$52,173
UMC	83	4.33	\$31,245	64	3.80	\$27,328	76	3.89	\$30,238	67	6.16	\$33,671	61	3.48	\$26,768
Valley	36	4.64	\$42,438	17	3.94	\$43,473	23	3.17	\$36,295	32	4.38	\$56,208	33	4.64	\$61,845
<b>Total</b>	<b>592</b>	<b>4.04</b>	<b>\$36,626</b>	<b>536</b>	<b>3.92</b>	<b>\$40,278</b>	<b>554</b>	<b>3.91</b>	<b>\$42,299</b>	<b>561</b>	<b>4.50</b>	<b>\$46,143</b>	<b>580</b>	<b>3.68</b>	<b>\$48,056</b>
<b>Washoe</b>															
Carson Tahoe	30	3.33	\$22,747	24	3.71	\$22,539	20	3.10	\$21,315	26	3.00	\$21,637	27	3.15	\$22,387
Northern Nevada	13	3.46	\$26,137	8	4.00	\$41,071	5	2.20	\$27,735	7	3.43	\$36,188	7	1.71	\$27,770
Renown Regional	48	6.02	\$32,906	34	3.53	\$26,514	41	3.71	\$24,177	34	3.56	\$26,244	48	3.69	\$27,715
Renown S. Meadows	14	3.00	\$22,835	10	2.70	\$23,309	11	2.82	\$24,462	12	2.75	\$24,452	12	2.75	\$21,913
Saint Mary's	19	5.05	\$28,117	15	4.20	\$24,315	15	4.27	\$28,455	19	4.42	\$25,855	12	2.75	\$18,672
Sierra Surgery	0	0.00	\$0	0	0.00	\$0	0	0.00	\$0	0	0.00	\$0	0	0.00	\$0
<b>Total</b>	<b>124</b>	<b>4.61</b>	<b>\$27,868</b>	<b>91</b>	<b>3.64</b>	<b>\$26,031</b>	<b>92</b>	<b>3.48</b>	<b>\$24,480</b>	<b>98</b>	<b>3.47</b>	<b>\$25,437</b>	<b>106</b>	<b>3.21</b>	<b>\$24,681</b>
<b>Rural</b>															
Battle Mountain	0	0.00	\$0	0	0.00	\$0	0	0.00	\$0	0	0.00	\$0	0	0.00	\$0
Boulder City	3	4.33	\$10,964	0	0.00	\$0	0	0.00	\$0	0	0.00	\$0	2	1.50	\$4,626
Carson Valley	1	3.00	\$11,964	0	0.00	\$0	2	3.00	\$16,204	1	4.00	\$28,260	1	2.00	\$23,261
Churchill	8	3.13	\$16,894	1	3.00	\$20,709	3	2.67	\$14,314	10	5.60	\$28,164	4	3.25	\$18,403
Desert View	3	2.67	\$10,770	5	3.20	\$16,721	5	3.00	\$14,806	6	2.67	\$16,732	5	1.80	\$10,911
Grover C. Dils	0	0.00	\$0	0	0.00	\$0	0	0.00	\$0	1	4.00	\$5,796	0	0.00	\$0
Humboldt	1	3.00	\$11,675	1	3.00	\$8,418	3	3.67	\$18,878	0	0.00	\$0	5	3.80	\$17,215
Incline Village	0	0.00	\$0	0	0.00	\$0	0	0.00	\$0	0	0.00	\$0	0	0.00	\$0
Mesa View	2	2.50	\$18,107	1	3.00	\$29,009	0	0.00	\$0	1	2.00	\$15,826	5	1.60	\$9,695
Mount Grant	0	0.00	\$0	0	0.00	\$0	0	0.00	\$0	0	0.00	\$0	1	4.00	\$14,513
Northeastern	5	3.80	\$25,863	7	4.14	\$30,322	3	4.33	\$30,222	6	4.00	\$35,231	7	2.86	\$20,095
Nye	2	2.00	\$9,006	1	1.00	\$6,856	1	1.00	\$7,625	0	0.00	\$0	0	0.00	\$0
Pershing	0	0.00	\$0	0	0.00	\$0	0	0.00	\$0	0	0.00	\$0	0	0.00	\$0
South Lyon	0	0.00	\$0	0	0.00	\$0	0	0.00	\$0	0	0.00	\$0	1	1.00	\$7,465
William Bee Ririe	2	2.50	\$9,363	0	0.00	\$0	0	0.00	\$0	0	0.00	\$0	1	4.00	\$24,415
<b>Total</b>	<b>27</b>	<b>3.15</b>	<b>\$15,787</b>	<b>16</b>	<b>3.44</b>	<b>\$22,553</b>	<b>17</b>	<b>3.18</b>	<b>\$17,900</b>	<b>25</b>	<b>4.24</b>	<b>\$25,732</b>	<b>32</b>	<b>2.59</b>	<b>\$15,071</b>
<b>All Counties</b>	<b>743</b>	<b>4.10</b>	<b>\$34,407</b>	<b>643</b>	<b>3.86</b>	<b>\$37,820</b>	<b>663</b>	<b>3.83</b>	<b>\$39,201</b>	<b>684</b>	<b>4.34</b>	<b>\$42,430</b>	<b>718</b>	<b>3.56</b>	<b>\$43,135</b>

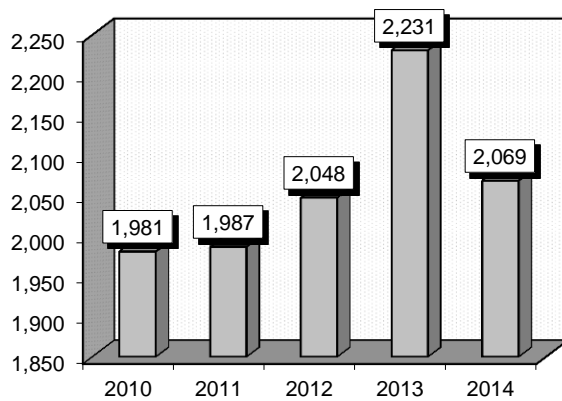
### Gastrointestinal Obstruction (388-390)

**Diagnoses:** that frequently accompanied Gastrointestinal Obstruction were: 1) Unspecified essential hypertension (4019), 2) Paralytic ileus (5601), 3) Dehydration (27651), 4) Hypopotassemia (2768), 5) Other and unspecified hyperlipidemia (2724), 6) Urinary tract infection, site not specified (5990), 7) Unspecified acquired hypothyroidism (2449).

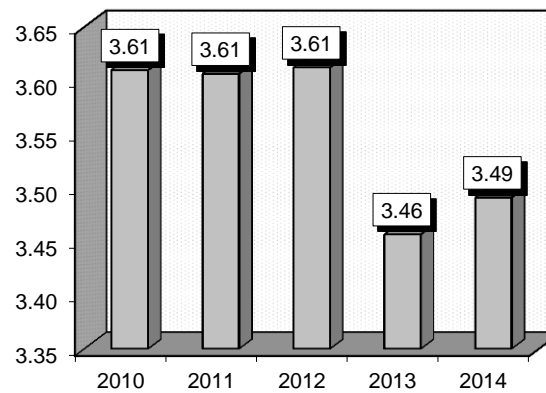
**Definitions:** **Hypertension:** High blood pressure. **Dehydration:** Occurs when you use or lose more fluid than you take in, and your body doesn't have enough water and other fluids to carry out its normal functions. **Hernia:** A general term used to describe a bulge or protrusion of an organ through the structure or muscle that usually contains it. **Hypopotassemia:** A deficiency of potassium in the blood. **Gastroenteritis:** Inflammation of the stomach and intestines, typically resulting from bacterial toxins or viral infection and causing vomiting and diarrhea. **Diverticulitis:** Inflammation of a diverticulum, especially of the small pockets in the wall of the colon which fill with stagnant fecal material and become inflamed; rarely, they may cause obstruction, perforation, or bleeding. **Peritoneum:** The serous membrane lining the cavity of the abdomen and covering the abdominal organs.

Gender	2010			2011			2012			2013			2014		
	Cases	Avg LOS	Avg Bill	Cases	Avg LOS	Avg Bill	Cases	Avg LOS	Avg Bill	Cases	Avg LOS	Avg Bill	Cases	Avg LOS	Avg Bill
Male	895	3.49	\$29,757	875	3.52	\$31,698	960	3.58	\$33,248	1,011	3.22	\$32,222	929	3.32	\$37,245
Female	1,086	3.71	\$31,170	1,112	3.68	\$32,396	1,088	3.64	\$34,870	1,220	3.66	\$37,576	1,140	3.63	\$40,121
Age Group	Cases	Avg LOS	Avg Bill	Cases	Avg LOS	Avg Bill	Cases	Avg LOS	Avg Bill	Cases	Avg LOS	Avg Bill	Cases	Avg LOS	Avg Bill
0-17	49	2.04	\$12,829	57	2.89	\$21,130	53	2.83	\$18,371	53	2.51	\$18,660	47	4.55	\$54,840
18-35	138	2.62	\$22,654	173	3.15	\$28,611	150	3.28	\$30,399	161	2.78	\$26,685	134	2.73	\$31,037
36-49	290	3.07	\$25,237	282	3.15	\$25,804	305	3.27	\$29,869	345	3.12	\$30,058	336	3.15	\$33,436
50-64	564	3.71	\$31,734	520	3.36	\$29,897	529	3.38	\$30,723	604	3.36	\$34,623	537	3.12	\$33,197
65+	940	3.94	\$33,523	955	4.00	\$36,422	1,011	3.93	\$38,537	1,068	3.77	\$39,187	1,015	3.85	\$43,883
<b>Total</b>	<b>1,981</b>	<b>3.61</b>	<b>\$30,532</b>	<b>1,987</b>	<b>3.61</b>	<b>\$32,089</b>	<b>2,048</b>	<b>3.61</b>	<b>\$34,110</b>	<b>2,231</b>	<b>3.46</b>	<b>\$35,150</b>	<b>2,069</b>	<b>3.49</b>	<b>\$38,830</b>

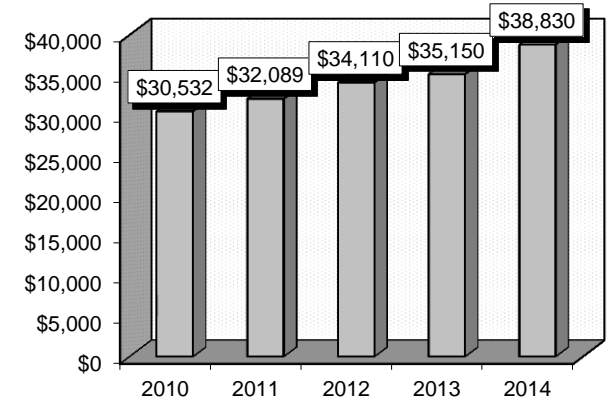
**Patient Discharges**



**Average Length of Stay**



**Average Billed Charges**



County / Hospital	2010			2011			2012			2013			2014		
	Cases	Avg LOS	Avg Bill	Cases	Avg LOS	Avg Bill	Cases	Avg LOS	Avg Bill	Cases	Avg LOS	Avg Bill	Cases	Avg LOS	Avg Bill
<b>Clark</b>															
Centennial Hills	107	3.24	\$36,323	92	3.07	\$34,613	92	3.21	\$42,906	121	2.88	\$42,066	106	2.78	\$46,754
Desert Springs	97	4.41	\$43,196	76	3.57	\$37,341	98	3.87	\$45,715	112	3.47	\$44,359	108	4.12	\$52,436
Mountain View	152	4.03	\$42,085	126	4.00	\$43,990	152	4.25	\$51,118	153	4.51	\$52,179	171	4.12	\$49,948
North Vista	37	4.35	\$35,517	36	5.89	\$48,663	51	5.20	\$35,010	49	3.94	\$31,527	54	3.33	\$27,375
Southern Hills	41	3.15	\$27,911	41	4.39	\$47,178	47	3.28	\$39,111	77	3.42	\$39,828	97	3.90	\$46,562
Spring Valley	101	3.45	\$34,941	104	3.05	\$37,475	93	3.10	\$38,076	121	2.89	\$36,019	89	3.40	\$48,960
St. Rose-Rose de Lima	96	3.74	\$29,248	113	3.35	\$30,119	111	4.05	\$34,074	86	3.52	\$35,519	77	2.94	\$36,117
St. Rose-San Martin	138	3.47	\$30,256	110	3.65	\$35,972	125	3.15	\$27,908	127	3.39	\$34,129	111	3.32	\$34,858
St. Rose-Siena	171	3.89	\$31,712	139	3.71	\$30,560	181	4.20	\$40,196	151	3.80	\$36,976	130	3.32	\$40,419
Summerlin	132	3.77	\$39,201	166	4.13	\$49,634	165	3.50	\$44,602	166	3.96	\$54,935	157	4.20	\$71,021
Sunrise	151	3.79	\$34,933	180	3.24	\$35,943	155	3.63	\$38,627	175	3.32	\$37,316	169	3.12	\$38,712
UMC	108	3.68	\$27,849	127	3.61	\$22,170	103	4.45	\$26,860	131	3.72	\$24,609	118	4.05	\$24,176
Valley	89	4.11	\$39,806	83	3.33	\$34,167	101	3.76	\$41,080	125	3.74	\$44,602	86	4.26	\$60,708
<b>Total</b>	<b>1,420</b>	<b>3.78</b>	<b>\$35,118</b>	<b>1,393</b>	<b>3.64</b>	<b>\$36,696</b>	<b>1,474</b>	<b>3.80</b>	<b>\$39,464</b>	<b>1,594</b>	<b>3.60</b>	<b>\$40,422</b>	<b>1,473</b>	<b>3.64</b>	<b>\$45,610</b>
<b>Washoe</b>															
Carson Tahoe	89	3.10	\$19,073	99	3.43	\$20,449	97	2.88	\$20,976	103	3.44	\$26,344	90	3.08	\$22,246
Northern Nevada	28	3.07	\$25,185	23	2.65	\$24,073	31	2.71	\$27,596	47	2.55	\$28,760	36	2.44	\$32,846
Renown Regional	157	3.75	\$23,190	159	4.47	\$27,581	153	3.65	\$23,740	175	3.41	\$23,851	181	3.46	\$25,750
Renown S. Meadows	45	2.71	\$19,978	42	2.62	\$22,611	48	2.88	\$23,494	48	2.75	\$24,725	42	2.62	\$22,744
Saint Mary's	90	3.51	\$20,234	119	3.76	\$20,833	131	3.14	\$17,414	144	3.22	\$17,878	125	3.23	\$18,190
Sierra Surgery	0	0.00	\$0	0	0.00	\$0	0	0.00	\$0	1	9.00	\$48,370	0	0.00	\$0
<b>Total</b>	<b>409</b>	<b>3.40</b>	<b>\$21,427</b>	<b>442</b>	<b>3.77</b>	<b>\$23,512</b>	<b>460</b>	<b>3.20</b>	<b>\$21,590</b>	<b>518</b>	<b>3.23</b>	<b>\$23,260</b>	<b>474</b>	<b>3.18</b>	<b>\$23,363</b>
<b>Rural</b>															
Battle Mountain	0	0.00	\$0	0	0.00	\$0	0	0.00	\$0	0	0.00	\$0	1	2.00	\$8,571
Boulder City	11	2.73	\$5,149	3	1.00	\$6,732	4	1.75	\$2,836	1	6.00	\$34,719	3	2.00	\$9,819
Carson Valley	15	2.60	\$13,238	15	2.53	\$13,407	10	2.60	\$15,980	20	1.90	\$11,157	18	2.72	\$14,570
Churchill	17	2.65	\$12,325	23	3.35	\$16,515	25	3.64	\$19,245	23	2.43	\$15,717	14	3.36	\$19,784
Desert View	30	2.13	\$8,845	22	2.14	\$9,191	9	1.56	\$6,655	13	2.54	\$15,349	23	2.78	\$16,760
Grover C. Dils	1	2.00	\$10,452	2	2.50	\$5,845	3	3.67	\$11,005	0	0.00	\$0	5	2.80	\$4,345
Humboldt	10	3.60	\$17,786	8	2.00	\$11,943	10	2.40	\$12,492	10	2.00	\$6,763	8	2.50	\$8,554
Incline Village	0	0.00	\$0	0	0.00	\$0	1	1.00	\$6,892	0	0.00	\$0	0	0.00	\$0
Mesa View	21	2.95	\$13,873	27	2.67	\$12,363	18	3.00	\$14,369	12	1.83	\$9,045	22	3.00	\$15,228
Mount Grant	11	3.27	\$10,425	8	4.25	\$12,978	3	2.33	\$9,422	4	1.75	\$8,312	3	3.67	\$15,710
Northeastern	24	2.71	\$18,732	31	3.61	\$25,192	23	2.83	\$22,279	34	3.47	\$26,170	24	3.08	\$26,474
Nye	4	2.25	\$7,736	8	2.25	\$9,889	5	3.20	\$12,466	0	0.00	\$0	0	0.00	\$0
Pershing	1	1.00	\$5,781	2	2.00	\$7,424	0	0.00	\$0	0	0.00	\$0	0	0.00	\$0
South Lyon	5	1.40	\$5,029	1	1.00	\$9,000	0	0.00	\$0	0	0.00	\$0	1	3.00	\$10,930
William Bee Ririe	2	2.50	\$8,409	2	3.00	\$9,083	3	1.00	\$5,465	2	2.50	\$10,046	0	0.00	\$0
<b>Total</b>	<b>152</b>	<b>2.64</b>	<b>\$12,189</b>	<b>152</b>	<b>2.85</b>	<b>\$14,804</b>	<b>114</b>	<b>2.80</b>	<b>\$15,395</b>	<b>119</b>	<b>2.56</b>	<b>\$16,287</b>	<b>122</b>	<b>2.92</b>	<b>\$17,060</b>
<b>All Counties</b>	<b>1,981</b>	<b>3.61</b>	<b>\$30,532</b>	<b>1,987</b>	<b>3.61</b>	<b>\$32,089</b>	<b>2,048</b>	<b>3.61</b>	<b>\$34,110</b>	<b>2,231</b>	<b>3.46</b>	<b>\$35,150</b>	<b>2,069</b>	<b>3.49</b>	<b>\$38,830</b>

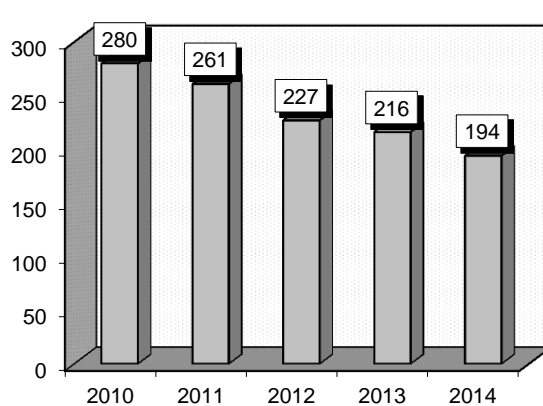
## Cholecystectomy - Nonlaparoscopic (411-416)

**Procedures:** that frequently accompanied Cholecystectomy - Nonlaparoscopic were: 1) Intraoperative cholangiogram (8753), 2) Venous catheterization, not elsewhere classified (3893), 3) Endoscopic sphincterotomy and papillotomy (5185), 4) Endoscopic removal of stone(s) from biliary tract (5188).

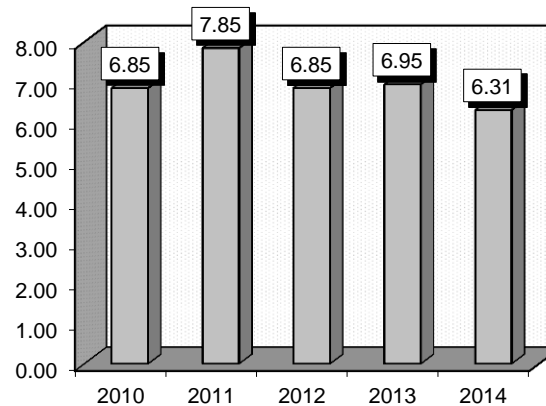
**Definitions: Cholecystectomy nonlaparoscopic:** (AKA conventional or open cholecystectomy) The gallbladder is removed through a surgical incision high in the right abdomen, just beneath the ribs. **Cholecystitis:** Inflammation of the gallbladder. **Cholangiogram:** A radiograph of the bile ducts made after the ingestion or injection of a radiopaque substance. **Sphincterotomy:** Incision or division of a sphincter muscle. **Cannulation:** Introduction of a cannula (a flexible tube) into a tube-like organ or body cavity. **Electrocautery:** Cauterization of tissue by means of an electrode that consists of a red hot piece of metal, such as a wire, held in a holder, and is heated by either direct or alternating current. The term electrocautery is used to refer to both the procedure and the instrument used in the procedure. **Papillotomy:** A surgical incision in the papilla (a small cone shaped projection) of the duodenum (the beginning portion of the small intestine).

Gender	2010			2011			2012			2013			2014		
	Cases	Avg LOS	Avg Bill	Cases	Avg LOS	Avg Bill	Cases	Avg LOS	Avg Bill	Cases	Avg LOS	Avg Bill	Cases	Avg LOS	Avg Bill
Male	143	7.48	\$98,889	129	8.44	\$128,350	118	7.31	\$102,001	105	7.69	\$123,485	95	6.69	\$103,675
Female	137	6.20	\$69,997	132	7.27	\$99,581	109	6.36	\$92,274	111	6.25	\$94,684	99	5.94	\$106,228
Age Group	Cases	Avg LOS	Avg Bill	Cases	Avg LOS	Avg Bill	Cases	Avg LOS	Avg Bill	Cases	Avg LOS	Avg Bill	Cases	Avg LOS	Avg Bill
0-17	1	1.00	\$36,845	3	7.00	\$90,839	1	3.00	\$26,889	2	4.50	\$39,686	0	0.00	\$0
18-35	38	5.45	\$63,300	27	4.15	\$56,426	28	3.71	\$65,175	20	5.00	\$79,162	23	4.17	\$77,445
36-49	52	4.65	\$58,303	41	6.76	\$89,385	41	6.95	\$103,642	42	5.38	\$89,860	26	5.15	\$88,431
50-64	76	7.29	\$97,282	75	9.76	\$160,035	59	6.02	\$90,798	62	7.35	\$104,094	59	5.81	\$98,480
65+	113	8.10	\$96,135	115	7.88	\$106,420	98	8.26	\$108,528	90	7.89	\$128,725	86	7.57	\$121,801
<b>Total</b>	<b>280</b>	<b>6.85</b>	<b>\$84,752</b>	<b>261</b>	<b>7.85</b>	<b>\$113,800</b>	<b>227</b>	<b>6.85</b>	<b>\$97,330</b>	<b>216</b>	<b>6.95</b>	<b>\$108,684</b>	<b>194</b>	<b>6.31</b>	<b>\$104,978</b>

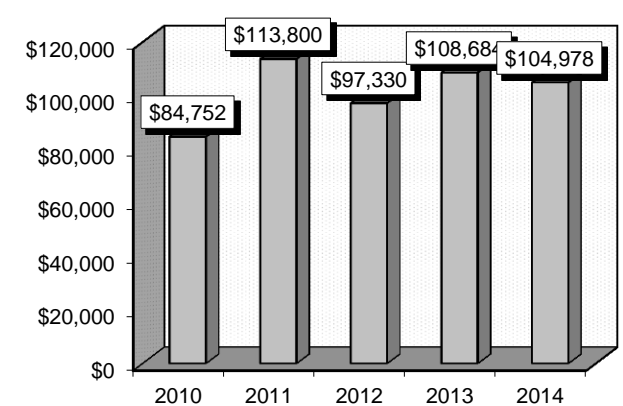
**Patient Discharges**



**Average Length of Stay**



**Average Billed Charges**



County / Hospital	2010			2011			2012			2013			2014		
	Cases	Avg LOS	Avg Bill	Cases	Avg LOS	Avg Bill	Cases	Avg LOS	Avg Bill	Cases	Avg LOS	Avg Bill	Cases	Avg LOS	Avg Bill
<b>Clark</b>															
Centennial Hills	5	10.00	\$124,121	10	6.60	\$146,134	12	6.33	\$122,858	11	5.91	\$135,611	9	5.11	\$95,308
Desert Springs	17	4.94	\$80,989	23	6.91	\$113,881	26	8.42	\$139,799	21	8.05	\$139,889	13	4.38	\$99,092
Mountain View	10	5.00	\$71,517	13	4.54	\$69,058	11	5.73	\$93,091	17	5.82	\$87,732	20	9.00	\$144,650
North Vista	9	9.00	\$114,302	6	5.67	\$105,486	4	4.25	\$71,199	3	4.67	\$78,930	8	6.00	\$86,336
Southern Hills	5	5.60	\$88,473	10	6.80	\$85,673	4	5.75	\$69,136	6	6.67	\$106,583	5	5.40	\$92,682
Spring Valley	16	6.56	\$93,155	9	7.11	\$111,947	16	9.69	\$147,619	23	7.74	\$132,078	14	7.79	\$148,557
St. Rose-Rose de Lima	13	5.77	\$68,473	7	12.43	\$155,442	3	1.33	\$53,261	2	7.00	\$121,795	3	4.67	\$93,475
St. Rose-San Martin	6	6.33	\$84,310	10	10.00	\$131,669	9	7.89	\$112,977	6	5.17	\$78,853	2	5.50	\$116,436
St. Rose-Siena	15	6.67	\$100,593	20	10.30	\$121,595	13	8.31	\$161,682	5	5.80	\$115,052	9	7.22	\$143,282
Summerlin	18	7.44	\$113,399	19	6.32	\$105,470	14	6.21	\$111,132	15	6.20	\$135,669	10	6.70	\$129,435
Sunrise	31	7.68	\$107,449	18	11.89	\$319,180	15	5.27	\$77,729	17	6.12	\$101,898	29	5.48	\$109,801
UMC	28	8.64	\$99,128	27	9.44	\$107,380	21	8.62	\$101,771	19	7.32	\$104,892	27	7.06	\$112,999
Valley	16	8.38	\$127,764	18	8.06	\$138,924	6	5.00	\$93,219	15	9.93	\$173,056	9	6.22	\$111,021
<b>Total</b>	<b>189</b>	<b>7.19</b>	<b>\$99,317</b>	<b>190</b>	<b>8.30</b>	<b>\$134,007</b>	<b>154</b>	<b>7.23</b>	<b>\$115,280</b>	<b>160</b>	<b>7.03</b>	<b>\$121,769</b>	<b>148</b>	<b>6.48</b>	<b>\$118,071</b>
<b>Washoe</b>															
Carson Tahoe	23	5.57	\$53,950	7	3.43	\$39,339	14	6.71	\$70,564	10	5.30	\$70,283	5	8.00	\$73,739
Northern Nevada	5	5.20	\$65,072	3	7.00	\$71,963	3	7.67	\$71,897	5	7.80	\$119,179	2	8.00	\$115,083
Renown Regional	24	7.67	\$55,134	28	7.64	\$60,743	22	7.27	\$55,100	22	7.27	\$67,020	24	6.25	\$62,475
Renown S. Meadows	2	7.50	\$51,691	2	5.50	\$51,184	3	6.67	\$55,870	4	7.25	\$71,618	1	4.00	\$60,243
Saint Mary's	22	6.77	\$67,267	16	7.19	\$71,949	19	5.79	\$67,995	7	8.14	\$67,300	5	4.80	\$66,178
Sierra Surgery	5	2.40	\$19,683	3	3.33	\$22,900	1	2.00	\$19,729	1	1.00	\$18,253	1	1.00	\$18,152
<b>Total</b>	<b>81</b>	<b>6.35</b>	<b>\$56,433</b>	<b>59</b>	<b>6.69</b>	<b>\$59,565</b>	<b>62</b>	<b>6.60</b>	<b>\$62,823</b>	<b>49</b>	<b>6.92</b>	<b>\$72,428</b>	<b>38</b>	<b>6.18</b>	<b>\$65,988</b>
<b>Rural</b>															
Battle Mountain	0	0.00	\$0	0	0.00	\$0	0	0.00	\$0	0	0.00	\$0	0	0.00	\$0
Boulder City	0	0.00	\$0	0	0.00	\$0	0	0.00	\$0	0	0.00	\$0	0	0.00	\$0
Carson Valley	1	6.00	\$28,944	1	6.00	\$82,352	2	3.00	\$51,912	3	6.00	\$85,130	0	0.00	\$0
Churchill	3	7.00	\$45,823	4	8.50	\$60,357	1	5.00	\$40,465	3	5.67	\$48,195	1	4.00	\$40,022
Desert View	0	0.00	\$0	1	1.00	\$21,334	0	0.00	\$0	0	0.00	\$0	3	2.00	\$56,500
Grover C. Dils	0	0.00	\$0	0	0.00	\$0	0	0.00	\$0	0	0.00	\$0	0	0.00	\$0
Humboldt	2	3.00	\$28,340	2	10.00	\$103,509	0	0.00	\$0	0	0.00	\$0	1	7.00	\$44,835
Incline Village	0	0.00	\$0	0	0.00	\$0	0	0.00	\$0	0	0.00	\$0	0	0.00	\$0
Mesa View	1	3.00	\$22,862	0	0.00	\$0	2	2.50	\$33,431	0	0.00	\$0	1	3.00	\$33,606
Mount Grant	0	0.00	\$0	0	0.00	\$0	0	0.00	\$0	0	0.00	\$0	0	0.00	\$0
Northeastern	3	3.33	\$47,555	2	3.50	\$48,950	5	3.40	\$40,619	1	3.00	\$43,853	1	3.00	\$41,308
Nye	0	0.00	\$0	0	0.00	\$0	0	0.00	\$0	0	0.00	\$0	0	0.00	\$0
Pershing	0	0.00	\$0	0	0.00	\$0	0	0.00	\$0	0	0.00	\$0	0	0.00	\$0
South Lyon	0	0.00	\$0	0	0.00	\$0	0	0.00	\$0	0	0.00	\$0	0	0.00	\$0
William Bee Ririe	0	0.00	\$0	2	4.00	\$38,075	1	1.00	\$31,632	0	0.00	\$0	1	7.00	\$54,404
<b>Total</b>	<b>10</b>	<b>4.60</b>	<b>\$38,862</b>	<b>12</b>	<b>6.33</b>	<b>\$60,515</b>	<b>11</b>	<b>3.09</b>	<b>\$40,534</b>	<b>7</b>	<b>5.43</b>	<b>\$63,404</b>	<b>8</b>	<b>3.75</b>	<b>\$47,959</b>
<b>All Counties</b>	<b>280</b>	<b>6.85</b>	<b>\$84,752</b>	<b>261</b>	<b>7.85</b>	<b>\$113,800</b>	<b>227</b>	<b>6.85</b>	<b>\$97,330</b>	<b>216</b>	<b>6.95</b>	<b>\$108,684</b>	<b>194</b>	<b>6.31</b>	<b>\$104,978</b>

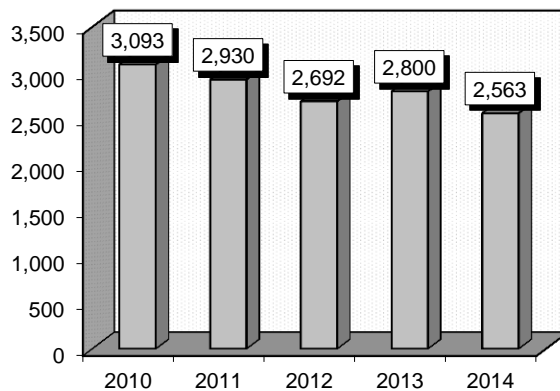
## Cholecystectomy - Laparoscopic (417-419)

**Procedures:** that frequently accompanied Cholecystectomy - Laparoscopic were: 1) Intraoperative cholangiogram (8753), 2) Endoscopic sphincterotomy and papillotomy (5185), 3) Endoscopic removal of stone(s) from biliary tract (5188), 4) Laparoscopic lysis of peritoneal adhesions (5451), 5) Esophagogastroduodenoscopy [EGD] with closed biopsy (4516).

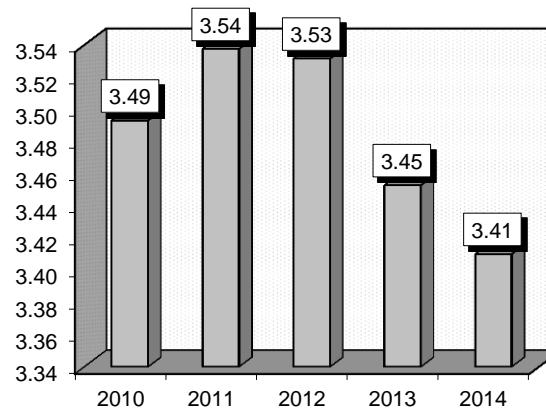
**Definitions:** **Laparoscope:** A usually rigid endoscope that is inserted through an incision in the abdominal wall and is used to examine visually the interior of the peritoneal cavity. **Cholecystectomy:** The surgical removal of the gallbladder. **Intraoperative:** Denotes that which occurs during an operation. **Cholangiogram:** A radiograph of the bile ducts made after the ingestion or injection of a radiopaque substance. **Sphincterotomy:** Incision or division of a sphincter muscle. **Peritoneum:** The serous membrane lining the cavity of the abdomen and covering the abdominal organs. **Adhesiolysis:** Severing of adhesive band(s); done by laparoscopy or laparotomy. **Esophagogastroduodenoscopy:** A diagnostic procedure that allows the physician to diagnose and treat problems in the upper gastrointestinal (UGI) tract. The doctor uses a long, flexible, lighted tube called an endoscope. **Endoscope:** Medical device consisting of a long, thin, flexible (or rigid) tube which has a light and a video camera.

Gender	2010			2011			2012			2013			2014		
	Cases	Avg LOS	Avg Bill	Cases	Avg LOS	Avg Bill	Cases	Avg LOS	Avg Bill	Cases	Avg LOS	Avg Bill	Cases	Avg LOS	Avg Bill
Male	1,008	3.94	\$56,917	1,022	4.03	\$64,477	920	4.03	\$65,774	977	4.00	\$73,466	826	3.79	\$72,452
Female	2,085	3.28	\$47,849	1,908	3.27	\$51,993	1,772	3.27	\$55,947	1,823	3.16	\$60,227	1,737	3.23	\$66,175
Age Group	Cases	Avg LOS	Avg Bill	Cases	Avg LOS	Avg Bill	Cases	Avg LOS	Avg Bill	Cases	Avg LOS	Avg Bill	Cases	Avg LOS	Avg Bill
0-17	51	3.45	\$40,793	47	3.40	\$40,291	50	3.14	\$40,917	36	2.69	\$44,850	45	3.27	\$49,542
18-35	900	2.86	\$42,212	766	2.77	\$45,234	724	2.73	\$49,158	748	2.63	\$52,616	697	2.71	\$56,521
36-49	758	2.91	\$43,594	679	2.96	\$48,540	619	2.82	\$51,752	656	2.95	\$60,707	615	2.84	\$59,734
50-64	701	3.41	\$51,255	689	3.52	\$57,243	652	3.75	\$61,884	674	3.44	\$66,069	581	3.35	\$70,617
65+	683	5.07	\$70,413	749	4.87	\$74,974	647	4.92	\$76,711	686	4.88	\$81,988	625	4.81	\$88,643
<b>Total</b>	<b>3,093</b>	<b>3.49</b>	<b>\$50,804</b>	<b>2,930</b>	<b>3.54</b>	<b>\$56,348</b>	<b>2,692</b>	<b>3.53</b>	<b>\$59,306</b>	<b>2,800</b>	<b>3.45</b>	<b>\$64,846</b>	<b>2,563</b>	<b>3.41</b>	<b>\$68,198</b>

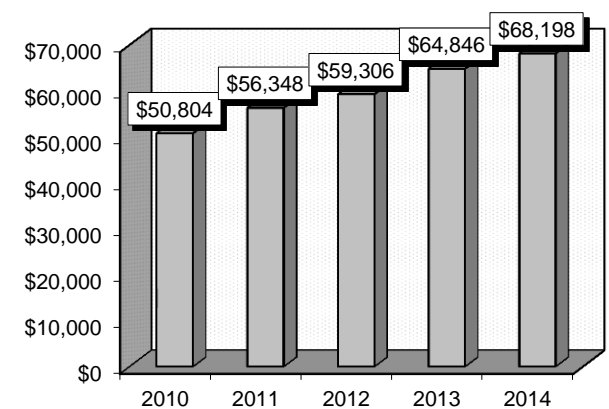
**Patient Discharges**



**Average Length of Stay**



**Average Billed Charges**





County / Hospital	2010			2011			2012			2013			2014		
	Cases	Avg LOS	Avg Bill	Cases	Avg LOS	Avg Bill	Cases	Avg LOS	Avg Bill	Cases	Avg LOS	Avg Bill	Cases	Avg LOS	Avg Bill
<b>Clark</b>															
Centennial Hills	195	3.68	\$56,124	177	3.36	\$66,705	165	3.22	\$71,674	205	3.36	\$81,653	196	2.93	\$85,117
Desert Springs	160	3.78	\$66,923	177	3.70	\$77,118	115	3.84	\$79,234	148	4.57	\$105,970	136	3.85	\$101,044
Mountain View	228	3.65	\$53,497	207	3.69	\$58,474	175	3.74	\$64,573	210	3.84	\$71,093	220	3.58	\$72,092
North Vista	107	3.73	\$63,635	80	4.26	\$69,755	81	3.41	\$58,578	75	3.13	\$56,253	85	3.38	\$60,456
Southern Hills	87	3.11	\$44,373	82	2.94	\$48,899	74	2.51	\$47,979	71	3.01	\$59,548	97	2.84	\$58,825
Spring Valley	158	3.58	\$59,251	148	3.05	\$56,432	152	4.05	\$73,507	152	3.51	\$73,404	146	3.25	\$83,948
St. Rose-Rose de Lima	164	3.20	\$50,021	122	3.39	\$53,172	113	3.60	\$62,529	109	2.97	\$61,342	46	2.70	\$62,354
St. Rose-San Martin	144	3.04	\$46,914	141	2.88	\$53,456	142	3.70	\$61,701	95	3.48	\$68,402	90	3.47	\$72,795
St. Rose-Siena	254	3.41	\$53,456	188	3.59	\$60,370	168	3.64	\$63,314	210	3.31	\$72,948	162	3.90	\$77,143
Summerlin	198	3.24	\$52,042	202	4.26	\$81,759	211	3.70	\$78,672	190	3.67	\$84,838	165	3.61	\$90,615
Sunrise	182	4.29	\$70,772	194	4.05	\$64,390	133	3.61	\$64,436	172	3.60	\$74,453	172	4.42	\$85,077
UMC	270	3.95	\$56,468	255	3.43	\$56,696	247	3.49	\$62,289	257	3.16	\$58,078	245	3.31	\$61,342
Valley	135	3.97	\$62,762	131	4.10	\$67,123	131	3.73	\$72,421	143	3.48	\$74,741	110	4.19	\$92,766
<b>Total</b>	<b>2,282</b>	<b>3.61</b>	<b>\$56,670</b>	<b>2,104</b>	<b>3.61</b>	<b>\$63,277</b>	<b>1,907</b>	<b>3.60</b>	<b>\$67,233</b>	<b>2,037</b>	<b>3.50</b>	<b>\$73,637</b>	<b>1,870</b>	<b>3.54</b>	<b>\$78,140</b>
<b>Washoe</b>															
Carson Tahoe	117	3.61	\$46,553	117	3.26	\$46,523	105	3.05	\$42,533	117	2.85	\$43,780	128	3.14	\$43,091
Northern Nevada	89	2.63	\$36,935	84	2.95	\$47,216	79	2.29	\$49,216	74	3.08	\$60,031	62	2.10	\$53,159
Renown Regional	287	3.32	\$29,958	283	3.67	\$33,349	283	4.21	\$38,850	245	3.98	\$38,846	201	4.26	\$44,419
Renown S. Meadows	64	2.44	\$24,899	46	4.93	\$47,552	55	3.13	\$33,662	52	2.88	\$35,534	37	3.16	\$38,783
Saint Mary's	113	3.57	\$44,136	157	3.22	\$42,891	130	3.24	\$44,476	159	3.25	\$41,963	165	2.34	\$38,123
Sierra Surgery	1	4.00	\$29,254	0	0.00	\$0	3	2.33	\$20,066	1	10.00	\$17,681	2	4.00	\$31,495
<b>Total</b>	<b>671</b>	<b>3.24</b>	<b>\$35,681</b>	<b>687</b>	<b>3.50</b>	<b>\$40,420</b>	<b>655</b>	<b>3.50</b>	<b>\$41,286</b>	<b>648</b>	<b>3.42</b>	<b>\$42,623</b>	<b>595</b>	<b>3.19</b>	<b>\$42,904</b>
<b>Rural</b>															
Battle Mountain	0	0.00	\$0	0	0.00	\$0	0	0.00	\$0	0	0.00	\$0	0	0.00	\$0
Boulder City	1	4.00	\$14,968	0	0.00	\$0	0	0.00	\$0	0	0.00	\$0	0	0.00	\$0
Carson Valley	17	2.41	\$22,905	19	2.26	\$27,213	25	2.20	\$34,052	36	2.81	\$39,010	43	2.30	\$31,885
Churchill	46	3.50	\$28,902	34	3.53	\$31,931	30	2.50	\$27,674	19	2.89	\$32,119	17	1.94	\$34,215
Desert View	8	2.88	\$19,617	5	2.60	\$19,562	0	0.00	\$0	2	3.50	\$37,272	2	5.00	\$62,335
Grover C. Dils	0	0.00	\$0	0	0.00	\$0	0	0.00	\$0	0	0.00	\$0	0	0.00	\$0
Humboldt	29	1.79	\$21,695	41	2.27	\$28,021	35	3.43	\$38,095	25	2.36	\$24,655	23	2.09	\$25,668
Incline Village	0	0.00	\$0	0	0.00	\$0	0	0.00	\$0	0	0.00	\$0	0	0.00	\$0
Mesa View	7	2.14	\$23,342	8	2.00	\$23,810	5	3.00	\$33,475	6	2.83	\$37,070	3	2.33	\$31,574
Mount Grant	0	0.00	\$0	0	0.00	\$0	0	0.00	\$0	0	0.00	\$0	0	0.00	\$0
Northeastern	30	2.90	\$37,356	31	2.42	\$36,334	30	2.57	\$35,348	25	3.28	\$37,643	9	2.56	\$38,374
Nye	0	0.00	\$0	0	0.00	\$0	0	0.00	\$0	0	0.00	\$0	0	0.00	\$0
Pershing	0	0.00	\$0	0	0.00	\$0	0	0.00	\$0	0	0.00	\$0	0	0.00	\$0
South Lyon	0	0.00	\$0	0	0.00	\$0	0	0.00	\$0	0	0.00	\$0	0	0.00	\$0
William Bee Ririe	2	3.50	\$35,085	1	3.00	\$29,342	5	2.40	\$30,700	2	2.00	\$41,270	1	2.00	\$34,434
<b>Total</b>	<b>140</b>	<b>2.79</b>	<b>\$27,673</b>	<b>139</b>	<b>2.61</b>	<b>\$30,184</b>	<b>130</b>	<b>2.72</b>	<b>\$33,816</b>	<b>115</b>	<b>2.83</b>	<b>\$34,362</b>	<b>98</b>	<b>2.27</b>	<b>\$32,064</b>
<b>All Counties</b>	<b>3,093</b>	<b>3.49</b>	<b>\$50,804</b>	<b>2,930</b>	<b>3.54</b>	<b>\$56,348</b>	<b>2,692</b>	<b>3.53</b>	<b>\$59,306</b>	<b>2,800</b>	<b>3.45</b>	<b>\$64,846</b>	<b>2,563</b>	<b>3.41</b>	<b>\$68,198</b>

## Cirrhosis & Alcoholic Hepatitis (432-434)

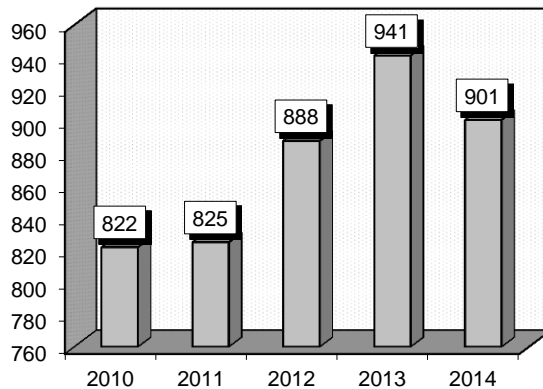
**Diagnoses:** that frequently accompanied Cirrhosis & Alcoholic Hepatitis were: 1) Ascites (7895), 2) Portal hypertension (5723), 3) Tobacco use disorder (3051), 4) Esophageal varices in diseases classified elsewhere, with bleeding (45620), 5) Unspecified essential hypertension (4019).

**Definitions:** **Cirrhosis:** A chronic degenerative disease in which normal liver cells are damaged and are then replaced by scar tissue. **Hepatitis:** Inflammation of the liver, due usually to viral infection but sometimes to toxic agents. **Portal hypertension:** Hypertension in the portal system as seen in cirrhosis of the liver and other conditions causing obstruction to the portal vein. **Hepatitis C:** A form of viral hepatitis caused by an RNA virus that is transmitted primarily by blood and blood products, as in blood transfusions or intravenous drug use, and sometimes through sexual contact. Most cases of non-A, non-B hepatitis are of this type. **Ascites:** The accumulation of fluid in the peritoneal cavity, causing abdominal swelling. **Esophageal varices:** Extremely dilated sub-mucosal veins in the lower third of the esophagus. They are most often a consequence of portal hypertension, commonly due to cirrhosis; patients with esophageal varices have a strong tendency to develop bleeding. **Hypertension:** High blood pressure.

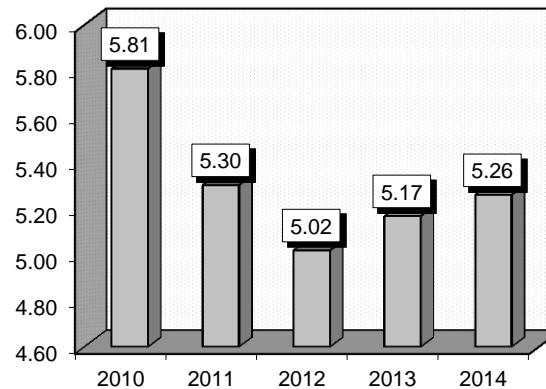
**Comment:** The liver is the largest internal organ in the human body. The liver helps the body digest fats, stores reserves of nutrients, filters poisons and wastes from the blood, synthesizes proteins, and regulates the levels of many chemicals found in the bloodstream.

Gender	2010			2011			2012			2013			2014		
	Cases	Avg LOS	Avg Bill	Cases	Avg LOS	Avg Bill	Cases	Avg LOS	Avg Bill	Cases	Avg LOS	Avg Bill	Cases	Avg LOS	Avg Bill
Male	555	5.83	\$53,412	510	5.39	\$48,584	540	4.92	\$49,719	596	5.08	\$61,789	550	4.91	\$63,231
Female	267	5.78	\$53,302	315	5.17	\$46,307	348	5.17	\$54,374	345	5.33	\$57,831	351	5.80	\$61,438
Age Group	Cases	Avg LOS	Avg Bill	Cases	Avg LOS	Avg Bill	Cases	Avg LOS	Avg Bill	Cases	Avg LOS	Avg Bill	Cases	Avg LOS	Avg Bill
0-17	0	0.00	\$0	0	0.00	\$0	0	0.00	\$0	0	0.00	\$0	0	0.00	\$0
18-35	54	4.93	\$40,518	41	5.85	\$57,241	56	6.38	\$66,970	49	6.04	\$55,538	41	4.34	\$55,322
36-49	251	6.11	\$51,982	231	5.18	\$47,456	264	4.68	\$45,849	232	5.21	\$57,207	215	5.23	\$65,733
50-64	388	5.77	\$54,264	425	5.59	\$49,038	422	5.05	\$50,040	496	5.19	\$62,211	462	4.83	\$58,265
65+	129	5.72	\$58,798	128	4.39	\$40,739	146	5.05	\$60,266	164	4.78	\$60,537	183	6.60	\$71,160
<b>Total</b>	<b>822</b>	<b>5.81</b>	<b>\$53,376</b>	<b>825</b>	<b>5.30</b>	<b>\$47,715</b>	<b>888</b>	<b>5.02</b>	<b>\$51,543</b>	<b>941</b>	<b>5.17</b>	<b>\$60,338</b>	<b>901</b>	<b>5.26</b>	<b>\$62,532</b>

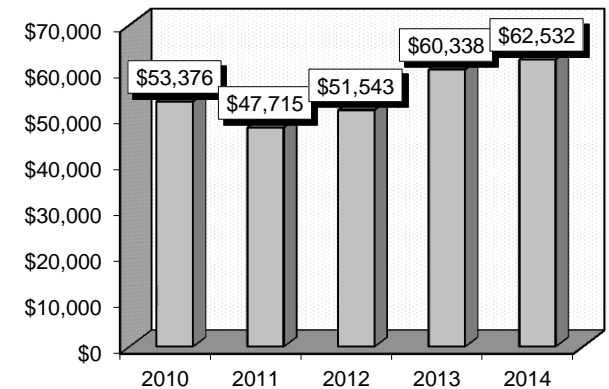
**Patient Discharges**



**Average Length of Stay**



**Average Billed Charges**



County / Hospital	2010			2011			2012			2013			2014		
	Cases	Avg LOS	Avg Bill	Cases	Avg LOS	Avg Bill	Cases	Avg LOS	Avg Bill	Cases	Avg LOS	Avg Bill	Cases	Avg LOS	Avg Bill
<b>Clark</b>															
Centennial Hills	22	7.55	\$69,210	29	5.17	\$62,653	41	5.12	\$73,007	42	4.45	\$76,073	49	3.00	\$61,701
Desert Springs	36	6.25	\$52,539	39	7.15	\$68,053	38	6.13	\$64,086	55	5.69	\$55,908	55	5.27	\$76,080
Mountain View	46	6.48	\$81,564	48	4.10	\$49,719	51	3.47	\$52,403	52	4.85	\$68,625	69	6.09	\$93,275
North Vista	33	8.12	\$71,519	42	4.90	\$51,004	57	6.33	\$47,483	56	6.30	\$61,328	40	4.38	\$51,502
Southern Hills	6	4.00	\$52,301	15	5.00	\$46,381	21	4.10	\$46,776	13	4.77	\$99,004	15	4.47	\$59,248
Spring Valley	50	4.78	\$49,035	53	4.09	\$42,157	43	6.33	\$83,339	63	4.38	\$71,316	38	5.24	\$86,069
St. Rose-Rose de Lima	40	5.70	\$56,041	36	7.00	\$67,141	36	4.14	\$47,907	29	3.76	\$53,516	24	4.58	\$66,917
St. Rose-San Martin	26	6.81	\$55,881	26	5.46	\$47,473	21	5.90	\$59,455	38	4.63	\$57,341	27	6.19	\$70,119
St. Rose-Siena	26	5.81	\$69,893	27	5.41	\$56,847	41	4.88	\$56,727	45	5.02	\$63,252	66	4.79	\$61,539
Summerlin	23	5.65	\$77,265	30	4.20	\$50,266	37	4.59	\$69,880	36	7.50	\$128,289	41	5.68	\$98,453
Sunrise	112	6.20	\$58,132	67	5.16	\$56,456	81	5.21	\$63,307	72	6.44	\$81,674	83	4.58	\$68,053
UMC	165	5.28	\$39,415	144	5.61	\$42,626	127	4.85	\$38,096	123	4.46	\$33,349	126	4.98	\$42,423
Valley	41	7.12	\$103,946	46	4.87	\$58,935	55	4.36	\$66,820	79	4.75	\$82,370	57	4.54	\$94,216
<b>Total</b>	<b>626</b>	<b>6.01</b>	<b>\$58,876</b>	<b>602</b>	<b>5.26</b>	<b>\$51,920</b>	<b>649</b>	<b>5.02</b>	<b>\$56,856</b>	<b>703</b>	<b>5.14</b>	<b>\$66,484</b>	<b>690</b>	<b>4.91</b>	<b>\$69,311</b>
<b>Washoe</b>															
Carson Tahoe	31	3.94	\$25,928	34	7.79	\$41,161	41	4.76	\$35,411	40	4.50	\$36,112	19	4.26	\$36,680
Northern Nevada	20	5.45	\$53,697	18	5.67	\$54,756	23	4.61	\$45,446	22	4.59	\$60,687	22	3.91	\$52,460
Renown Regional	87	5.56	\$38,802	95	5.60	\$38,482	109	5.18	\$37,817	102	5.95	\$44,854	94	5.95	\$46,699
Renown S. Meadows	11	5.73	\$38,218	9	3.22	\$24,221	14	4.00	\$25,740	11	4.82	\$35,251	19	4.21	\$33,946
Saint Mary's	19	6.26	\$44,099	34	4.65	\$36,563	33	4.33	\$40,069	51	5.27	\$39,067	27	4.22	\$29,364
Sierra Surgery	0	0.00	\$0	0	0.00	\$0	0	0.00	\$0	0	0.00	\$0	0	0.00	\$0
<b>Total</b>	<b>168</b>	<b>5.34</b>	<b>\$38,760</b>	<b>190</b>	<b>5.72</b>	<b>\$39,484</b>	<b>220</b>	<b>4.84</b>	<b>\$37,735</b>	<b>226</b>	<b>5.35</b>	<b>\$43,075</b>	<b>181</b>	<b>5.08</b>	<b>\$42,423</b>
<b>Rural</b>															
Battle Mountain	0	0.00	\$0	0	0.00	\$0	0	0.00	\$0	0	0.00	\$0	0	0.00	\$0
Boulder City	1	4.00	\$13,205	0	0.00	\$0	0	0.00	\$0	0	0.00	\$0	0	0.00	\$0
Carson Valley	1	4.00	\$16,190	2	4.00	\$36,128	3	5.67	\$41,453	3	5.67	\$47,416	1	2.00	\$7,178
Churchill	7	3.00	\$16,641	11	4.36	\$17,711	8	11.13	\$38,568	2	1.50	\$9,979	5	6.00	\$26,513
Desert View	3	3.67	\$14,022	6	2.17	\$10,824	3	3.00	\$13,823	2	1.50	\$11,098	3	2.00	\$10,086
Grover C. Dils	0	0.00	\$0	0	0.00	\$0	0	0.00	\$0	0	0.00	\$0	0	0.00	\$0
Humboldt	3	7.67	\$19,923	3	2.33	\$14,578	2	6.00	\$30,621	4	3.75	\$20,796	4	5.75	\$32,316
Incline Village	0	0.00	\$0	0	0.00	\$0	0	0.00	\$0	0	0.00	\$0	0	0.00	\$0
Mesa View	2	3.50	\$15,362	1	4.00	\$22,833	0	0.00	\$0	0	0.00	\$0	0	0.00	\$0
Mount Grant	1	8.00	\$25,763	3	7.67	\$19,597	0	0.00	\$0	0	0.00	\$0	0	0.00	\$0
Northeastern	6	5.33	\$30,044	5	2.80	\$24,525	1	2.00	\$18,550	1	5.00	\$37,373	15	3.27	\$30,372
Nye	0	0.00	\$0	0	0.00	\$0	2	2.00	\$7,492	0	0.00	\$0	0	0.00	\$0
Pershing	0	0.00	\$0	0	0.00	\$0	0	0.00	\$0	0	0.00	\$0	0	0.00	\$0
South Lyon	0	0.00	\$0	0	0.00	\$0	0	0.00	\$0	0	0.00	\$0	2	160.00	\$41,809
William Bee Ririe	4	1.50	\$5,539	2	2.50	\$13,560	0	0.00	\$0	0	0.00	\$0	0	0.00	\$0
<b>Total</b>	<b>28</b>	<b>4.14</b>	<b>\$18,094</b>	<b>33</b>	<b>3.70</b>	<b>\$18,398</b>	<b>19</b>	<b>7.00</b>	<b>\$29,955</b>	<b>12</b>	<b>3.58</b>	<b>\$25,413</b>	<b>30</b>	<b>14.33</b>	<b>\$27,949</b>
<b>All Counties</b>	<b>822</b>	<b>5.81</b>	<b>\$53,376</b>	<b>825</b>	<b>5.30</b>	<b>\$47,715</b>	<b>888</b>	<b>5.02</b>	<b>\$51,543</b>	<b>941</b>	<b>5.17</b>	<b>\$60,338</b>	<b>901</b>	<b>5.26</b>	<b>\$62,532</b>

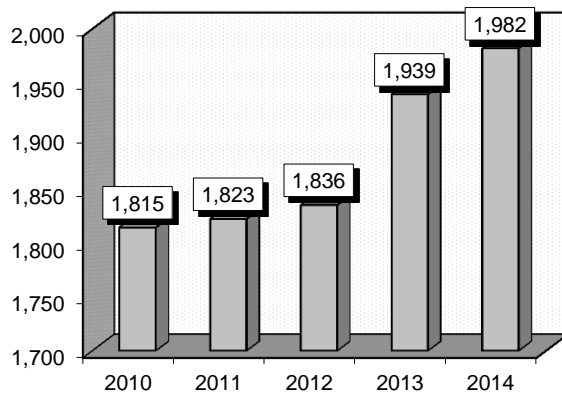
## Hip & Femur Procedures Except Major Joint (480-482)

**Procedures:** that frequently accompanied Hip & Femur Procedures Except Major Joint were: 1) Open reduction of fracture with internal fixation, femur (7935), 2) Transfusion of packed cells (9904), 3) Closed reduction of fracture with internal fixation, femur (7915), 4) Internal fixation of bone without fracture reduction, femur (7855), 5) Venous catheterization, not elsewhere classified (3893), 6) Continuous invasive mechanical ventilation for less than 96 consecutive hours (9671), 7) Hemodialysis (3995).

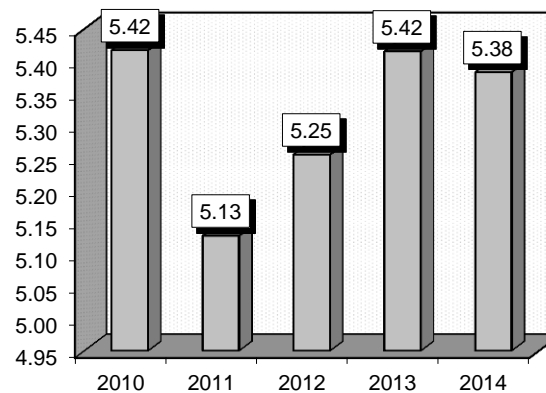
**Definitions:** **Open reduction:** Realignment of a fractured bone after incision into the fracture site. **Closed reduction:** Therapeutic intervention whereby fractured bone is restored to normal alignment without surgical incision. **Internal fixation:** Any method of holding together the fragments of a fractured bone without the use of appliances external to the skin. After open reduction of the fracture, smooth or threaded pins, Kirschner wires, screws, plates attached by screws, or medullary nails may be inserted through an appropriate incision to stabilize the fragments. **Bone graft:** Surgery to place new bone or bone substitutes into spaces around a broken bone or bone defects. **Osteoclasis:** The intentional surgical fracture of a bone to correct a deformity. **Femur:** The thigh bone, extending from the pelvis to the knee; the longest and strongest bone in the body. **Transfusion:** Transfer of blood or a blood component from one person (donor) to another (recipient). **Arthrotomy:** Incision into a joint.

Gender	2010			2011			2012			2013			2014		
	Cases	Avg LOS	Avg Bill	Cases	Avg LOS	Avg Bill	Cases	Avg LOS	Avg Bill	Cases	Avg LOS	Avg Bill	Cases	Avg LOS	Avg Bill
Male	687	5.49	\$72,046	671	5.15	\$75,257	659	5.54	\$81,866	745	5.75	\$87,689	718	5.79	\$95,974
Female	1,128	5.37	\$66,541	1,152	5.12	\$73,036	1,177	5.10	\$77,632	1,194	5.21	\$84,535	1,264	5.15	\$87,735
Age Group	Cases	Avg LOS	Avg Bill	Cases	Avg LOS	Avg Bill	Cases	Avg LOS	Avg Bill	Cases	Avg LOS	Avg Bill	Cases	Avg LOS	Avg Bill
0-17	101	2.79	\$47,268	88	2.42	\$49,672	81	3.00	\$49,911	109	3.32	\$61,373	117	2.48	\$59,779
18-35	77	4.58	\$70,406	81	3.91	\$76,332	74	5.15	\$91,700	83	5.18	\$94,123	93	4.69	\$94,562
36-49	92	4.65	\$70,816	94	4.90	\$70,172	69	4.81	\$74,966	81	6.86	\$111,109	87	5.06	\$84,931
50-64	280	6.73	\$71,138	265	5.68	\$73,828	282	6.15	\$81,790	310	6.69	\$89,488	300	6.02	\$94,569
65+	1,265	5.44	\$69,506	1,295	5.29	\$75,614	1,330	5.23	\$79,892	1,356	5.22	\$84,823	1,385	5.56	\$92,605
<b>Total</b>	<b>1,815</b>	<b>5.42</b>	<b>\$68,625</b>	<b>1,823</b>	<b>5.13</b>	<b>\$73,854</b>	<b>1,836</b>	<b>5.25</b>	<b>\$79,152</b>	<b>1,939</b>	<b>5.42</b>	<b>\$85,747</b>	<b>1,982</b>	<b>5.38</b>	<b>\$90,720</b>

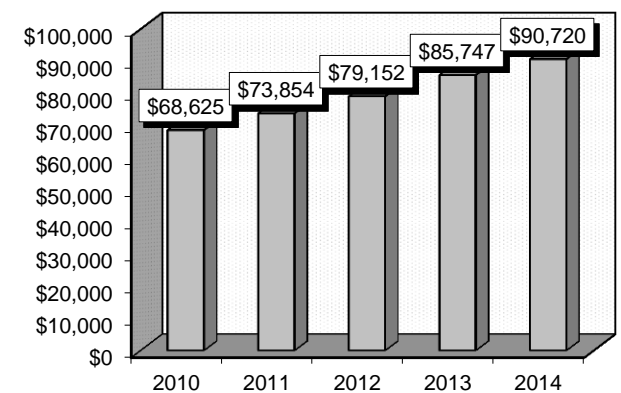
**Patient Discharges**



**Average Length of Stay**



**Average Billed Charges**



County / Hospital	2010			2011			2012			2013			2014		
	Cases	Avg LOS	Avg Bill	Cases	Avg LOS	Avg Bill	Cases	Avg LOS	Avg Bill	Cases	Avg LOS	Avg Bill	Cases	Avg LOS	Avg Bill
<b>Clark</b>															
Centennial Hills	64	6.00	\$79,395	68	5.68	\$92,082	81	4.96	\$97,795	74	4.51	\$105,339	95	5.05	\$116,894
Desert Springs	89	6.16	\$86,791	87	7.09	\$112,154	88	6.25	\$102,575	101	7.38	\$111,583	93	7.44	\$119,629
Mountain View	83	6.41	\$81,999	103	5.40	\$84,696	109	5.61	\$86,807	98	6.31	\$109,765	116	5.41	\$101,884
North Vista	31	5.42	\$62,241	23	5.78	\$62,923	34	6.76	\$76,571	24	7.75	\$91,849	23	6.39	\$86,245
Southern Hills	36	6.06	\$75,983	33	6.00	\$86,739	26	4.50	\$79,889	35	5.29	\$82,477	53	5.45	\$92,946
Spring Valley	134	4.63	\$76,253	119	4.54	\$78,023	106	4.99	\$90,989	110	6.16	\$111,619	97	5.61	\$108,181
St. Rose-Rose de Lima	84	5.31	\$73,595	92	5.27	\$78,224	70	5.44	\$82,429	86	4.42	\$83,159	78	4.91	\$99,128
St. Rose-San Martin	35	5.51	\$83,109	43	4.74	\$82,948	41	5.00	\$91,950	53	4.79	\$87,840	57	5.49	\$101,012
St. Rose-Siena	141	4.87	\$71,789	150	5.17	\$83,908	152	5.65	\$95,569	150	4.55	\$88,537	164	4.85	\$101,636
Summerlin	143	4.52	\$72,571	129	4.28	\$76,053	124	4.90	\$95,327	146	5.09	\$108,333	133	6.26	\$126,002
Sunrise	179	5.37	\$77,354	201	5.31	\$83,219	188	4.82	\$85,356	206	4.79	\$96,182	209	5.28	\$107,077
UMC	136	6.14	\$72,047	154	5.03	\$68,979	135	5.04	\$73,974	155	5.79	\$79,782	203	5.61	\$81,494
Valley	100	5.23	\$76,163	84	6.12	\$92,540	80	5.86	\$100,816	77	6.73	\$125,399	72	5.85	\$121,174
<b>Total</b>	<b>1,255</b>	<b>5.39</b>	<b>\$75,973</b>	<b>1,286</b>	<b>5.29</b>	<b>\$82,909</b>	<b>1,234</b>	<b>5.31</b>	<b>\$89,725</b>	<b>1,315</b>	<b>5.48</b>	<b>\$98,807</b>	<b>1,393</b>	<b>5.58</b>	<b>\$104,821</b>
<b>Washoe</b>															
Carson Tahoe	82	5.57	\$59,804	93	4.96	\$60,614	102	5.30	\$65,245	99	5.04	\$62,033	79	4.77	\$62,041
Northern Nevada	31	4.77	\$56,946	35	3.77	\$53,004	40	4.30	\$66,666	40	4.55	\$70,277	33	7.18	\$77,886
Renown Regional	256	5.65	\$49,364	244	5.13	\$50,455	263	5.42	\$53,641	301	5.99	\$59,209	281	4.84	\$53,915
Renown S. Meadows	29	5.07	\$42,881	28	3.82	\$38,243	25	4.24	\$47,326	35	2.94	\$36,338	25	3.20	\$39,112
Saint Mary's	112	5.65	\$58,489	89	4.33	\$57,355	100	4.88	\$63,153	87	5.08	\$62,057	117	5.17	\$64,025
Sierra Surgery	0	0.00	\$0	0	0.00	\$0	0	0.00	\$0	0	0.00	\$0	2	4.50	\$51,768
<b>Total</b>	<b>510</b>	<b>5.55</b>	<b>\$53,139</b>	<b>489</b>	<b>4.78</b>	<b>\$53,126</b>	<b>530</b>	<b>5.15</b>	<b>\$58,354</b>	<b>562</b>	<b>5.39</b>	<b>\$59,511</b>	<b>537</b>	<b>4.97</b>	<b>\$58,089</b>
<b>Rural</b>															
Battle Mountain	0	0.00	\$0	0	0.00	\$0	0	0.00	\$0	0	0.00	\$0	0	0.00	\$0
Boulder City	4	4.75	\$21,749	0	0.00	\$0	0	0.00	\$0	0	0.00	\$0	0	0.00	\$0
Carson Valley	7	3.43	\$32,864	10	4.10	\$48,656	20	3.65	\$47,204	10	3.90	\$49,235	14	4.00	\$58,808
Churchill	7	6.14	\$53,191	8	6.13	\$44,488	23	6.65	\$49,810	17	4.65	\$38,941	11	5.18	\$40,591
Desert View	0	0.00	\$0	0	0.00	\$0	0	0.00	\$0	0	0.00	\$0	0	0.00	\$0
Grover C. Dils	0	0.00	\$0	0	0.00	\$0	0	0.00	\$0	0	0.00	\$0	0	0.00	\$0
Humboldt	0	0.00	\$0	0	0.00	\$0	0	0.00	\$0	0	0.00	\$0	0	0.00	\$0
Incline Village	0	0.00	\$0	0	0.00	\$0	0	0.00	\$0	0	0.00	\$0	0	0.00	\$0
Mesa View	12	3.83	\$31,522	17	3.59	\$32,691	11	4.27	\$38,552	19	3.84	\$41,035	17	4.65	\$46,682
Mount Grant	0	0.00	\$0	0	0.00	\$0	0	0.00	\$0	0	0.00	\$0	0	0.00	\$0
Northeastern	14	4.71	\$57,543	10	4.10	\$51,267	13	4.92	\$68,961	14	4.71	\$63,130	6	5.17	\$61,794
Nye	0	0.00	\$0	0	0.00	\$0	0	0.00	\$0	0	0.00	\$0	0	0.00	\$0
Pershing	0	0.00	\$0	0	0.00	\$0	0	0.00	\$0	0	0.00	\$0	0	0.00	\$0
South Lyon	0	0.00	\$0	0	0.00	\$0	0	0.00	\$0	0	0.00	\$0	0	0.00	\$0
William Bee Ririe	6	6.67	\$38,955	3	6.33	\$41,745	5	6.20	\$52,634	2	3.50	\$34,851	4	3.25	\$40,746
<b>Total</b>	<b>50</b>	<b>4.76</b>	<b>\$42,140</b>	<b>48</b>	<b>4.40</b>	<b>\$42,419</b>	<b>72</b>	<b>5.11</b>	<b>\$51,020</b>	<b>62</b>	<b>4.26</b>	<b>\$46,573</b>	<b>52</b>	<b>4.54</b>	<b>\$49,945</b>
<b>All Counties</b>	<b>1,815</b>	<b>5.42</b>	<b>\$68,625</b>	<b>1,823</b>	<b>5.13</b>	<b>\$73,854</b>	<b>1,836</b>	<b>5.25</b>	<b>\$79,152</b>	<b>1,939</b>	<b>5.42</b>	<b>\$85,747</b>	<b>1,982</b>	<b>5.38</b>	<b>\$90,720</b>

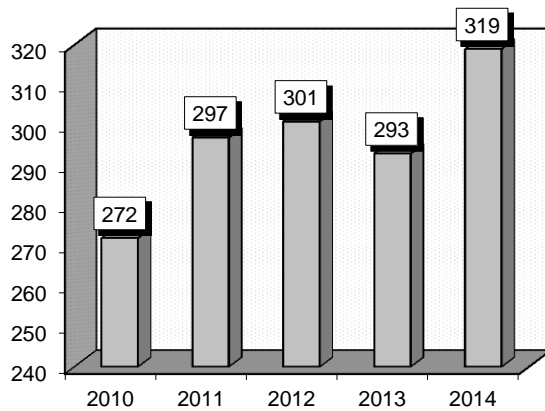
### Knee Procedures (485-489)

**Procedures:** that frequently accompanied Knee Procedures were: 1) Venous catheterization, not elsewhere classified (3893), 2) Other arthrotomy, knee (8016), 3) Synovectomy, knee (8076), 4) Other local excision or destruction of lesion of joint, knee (8086).

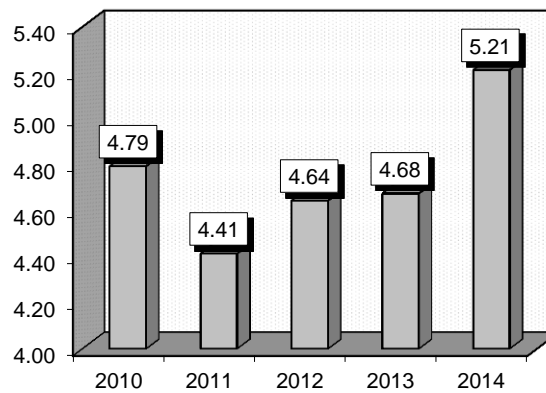
**Definitions:** **Arthrotomy:** Incision into a joint. **Synovectomy:** Excision of a synovial membrane, as of that lining the capsule of the knee joint, sometimes done in patients with rheumatoid arthritis.

Gender	2010			2011			2012			2013			2014		
	Cases	Avg LOS	Avg Bill	Cases	Avg LOS	Avg Bill	Cases	Avg LOS	Avg Bill	Cases	Avg LOS	Avg Bill	Cases	Avg LOS	Avg Bill
Male	141	5.12	\$59,883	146	4.64	\$60,033	158	4.54	\$66,783	152	4.95	\$72,081	186	5.36	\$84,857
Female	131	4.44	\$56,935	151	4.19	\$55,018	143	4.76	\$65,219	141	4.38	\$67,004	133	5.01	\$74,976
Age Group	Cases	Avg LOS	Avg Bill	Cases	Avg LOS	Avg Bill	Cases	Avg LOS	Avg Bill	Cases	Avg LOS	Avg Bill	Cases	Avg LOS	Avg Bill
0-17	14	4.71	\$38,822	11	11.45	\$88,740	7	5.29	\$57,676	8	4.50	\$67,168	12	5.58	\$55,054
18-35	23	2.43	\$42,340	24	4.83	\$63,543	35	5.17	\$60,267	33	3.94	\$63,703	30	6.23	\$94,478
36-49	48	4.10	\$50,643	54	4.56	\$55,716	51	5.12	\$72,284	49	4.12	\$73,774	57	6.05	\$80,594
50-64	100	5.32	\$61,735	90	4.29	\$57,461	96	4.34	\$65,921	94	4.86	\$67,308	99	5.27	\$87,512
65+	87	5.21	\$66,440	118	3.70	\$54,164	112	4.48	\$65,626	109	5.00	\$71,765	121	4.48	\$74,403
<b>Total</b>	<b>272</b>	<b>4.79</b>	<b>\$58,463</b>	<b>297</b>	<b>4.41</b>	<b>\$57,484</b>	<b>301</b>	<b>4.64</b>	<b>\$66,040</b>	<b>293</b>	<b>4.68</b>	<b>\$69,638</b>	<b>319</b>	<b>5.21</b>	<b>\$80,738</b>

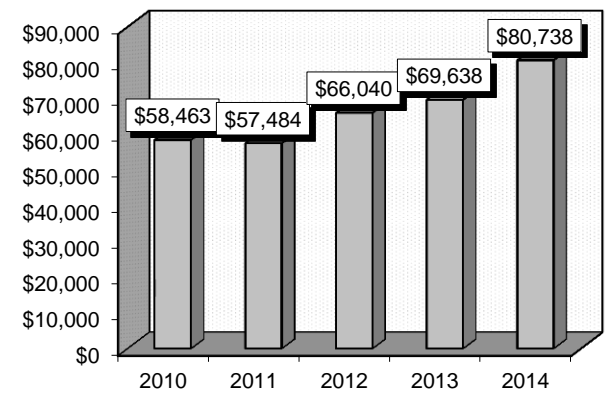
**Patient Discharges**



**Average Length of Stay**



**Average Billed Charges**



County / Hospital	2010			2011			2012			2013			2014		
	Cases	Avg LOS	Avg Bill	Cases	Avg LOS	Avg Bill	Cases	Avg LOS	Avg Bill	Cases	Avg LOS	Avg Bill	Cases	Avg LOS	Avg Bill
<b>Clark</b>															
Centennial Hills	20	3.70	\$66,275	24	2.96	\$54,662	26	3.58	\$83,415	18	3.17	\$84,969	22	3.95	\$109,430
Desert Springs	10	14.80	\$129,070	9	6.00	\$61,617	12	12.75	\$103,135	13	5.54	\$116,498	14	7.93	\$114,905
Mountain View	10	8.50	\$86,930	10	3.50	\$58,973	20	4.50	\$78,556	9	4.33	\$71,669	14	5.00	\$89,345
North Vista	6	5.33	\$66,022	8	4.13	\$56,733	7	3.71	\$56,130	2	2.00	\$44,959	2	5.50	\$64,677
Southern Hills	11	3.82	\$48,764	11	3.45	\$53,990	10	2.00	\$49,804	18	3.33	\$63,799	7	4.57	\$81,041
Spring Valley	30	4.30	\$79,311	34	3.59	\$71,768	25	4.04	\$83,400	38	4.68	\$71,325	37	3.62	\$97,357
St. Rose-Rose de Lima	7	2.57	\$54,652	21	4.05	\$60,721	14	4.79	\$87,130	7	6.43	\$113,525	4	6.25	\$93,062
St. Rose-San Martin	2	3.00	\$37,765	5	5.60	\$88,738	1	6.00	\$38,852	6	5.00	\$75,678	4	5.50	\$78,289
St. Rose-Siena	25	3.52	\$63,853	21	4.24	\$63,985	42	4.64	\$66,925	34	3.62	\$71,847	36	4.67	\$85,004
Summerlin	10	3.00	\$49,843	10	10.70	\$84,612	5	2.20	\$52,331	9	5.67	\$101,458	9	4.44	\$127,940
Sunrise	21	6.10	\$62,225	20	4.55	\$69,228	14	5.36	\$76,558	10	4.10	\$82,971	28	7.82	\$103,110
UMC	14	3.93	\$51,173	22	4.23	\$47,793	16	7.19	\$82,486	19	9.89	\$79,239	25	6.20	\$70,367
Valley	4	6.00	\$82,999	2	7.50	\$65,760	3	5.33	\$93,805	2	6.00	\$91,903	3	4.33	\$86,711
<b>Total</b>	<b>170</b>	<b>5.05</b>	<b>\$68,855</b>	<b>197</b>	<b>4.37</b>	<b>\$63,047</b>	<b>195</b>	<b>4.96</b>	<b>\$76,706</b>	<b>185</b>	<b>4.86</b>	<b>\$79,791</b>	<b>205</b>	<b>5.30</b>	<b>\$94,484</b>
<b>Washoe</b>															
Carson Tahoe	9	5.33	\$55,408	7	2.86	\$42,928	7	4.14	\$50,661	9	3.22	\$54,423	14	4.14	\$57,884
Northern Nevada	12	2.50	\$34,432	12	2.58	\$49,039	12	4.58	\$69,654	7	4.57	\$103,009	6	3.83	\$64,016
Renown Regional	33	5.27	\$37,468	36	4.83	\$44,100	38	5.18	\$47,025	43	4.58	\$46,309	44	5.34	\$56,643
Renown S. Meadows	12	3.50	\$34,326	16	3.88	\$36,306	13	1.69	\$23,370	9	1.89	\$37,059	11	3.91	\$43,597
Saint Mary's	24	4.71	\$56,481	17	7.41	\$72,468	20	4.60	\$61,426	29	5.48	\$59,162	22	7.55	\$76,133
Sierra Surgery	5	1.80	\$9,803	3	3.00	\$27,641	4	1.75	\$19,224	1	2.00	\$18,605	4	2.50	\$35,371
<b>Total</b>	<b>95</b>	<b>4.38</b>	<b>\$41,734</b>	<b>91</b>	<b>4.64</b>	<b>\$48,047</b>	<b>94</b>	<b>4.28</b>	<b>\$48,794</b>	<b>98</b>	<b>4.45</b>	<b>\$53,775</b>	<b>101</b>	<b>5.30</b>	<b>\$59,235</b>
<b>Rural</b>															
Battle Mountain	0	0.00	\$0	0	0.00	\$0	0	0.00	\$0	0	0.00	\$0	0	0.00	\$0
Boulder City	0	0.00	\$0	0	0.00	\$0	0	0.00	\$0	0	0.00	\$0	0	0.00	\$0
Carson Valley	1	2.00	\$28,582	1	3.00	\$38,501	2	1.00	\$26,832	5	2.80	\$36,000	1	4.00	\$35,850
Churchill	0	0.00	\$0	5	3.40	\$28,115	1	8.00	\$31,664	2	5.00	\$33,502	6	3.33	\$25,540
Desert View	2	9.50	\$58,511	0	0.00	\$0	0	0.00	\$0	0	0.00	\$0	0	0.00	\$0
Grover C. Dils	0	0.00	\$0	0	0.00	\$0	0	0.00	\$0	0	0.00	\$0	0	0.00	\$0
Humboldt	0	0.00	\$0	0	0.00	\$0	0	0.00	\$0	0	0.00	\$0	0	0.00	\$0
Incline Village	0	0.00	\$0	0	0.00	\$0	0	0.00	\$0	0	0.00	\$0	0	0.00	\$0
Mesa View	3	2.00	\$22,857	2	2.50	\$34,541	5	2.00	\$26,454	2	4.00	\$46,633	1	1.00	\$19,977
Mount Grant	0	0.00	\$0	0	0.00	\$0	0	0.00	\$0	0	0.00	\$0	0	0.00	\$0
Northeastern	0	0.00	\$0	1	3.00	\$31,940	4	2.00	\$29,045	1	2.00	\$32,326	4	3.00	\$40,357
Nye	0	0.00	\$0	0	0.00	\$0	0	0.00	\$0	0	0.00	\$0	0	0.00	\$0
Pershing	0	0.00	\$0	0	0.00	\$0	0	0.00	\$0	0	0.00	\$0	0	0.00	\$0
South Lyon	0	0.00	\$0	0	0.00	\$0	0	0.00	\$0	0	0.00	\$0	0	0.00	\$0
William Bee Ririe	1	2.00	\$17,708	0	0.00	\$0	0	0.00	\$0	0	0.00	\$0	1	4.00	\$32,838
<b>Total</b>	<b>7</b>	<b>4.14</b>	<b>\$33,126</b>	<b>9</b>	<b>3.11</b>	<b>\$31,122</b>	<b>12</b>	<b>2.33</b>	<b>\$27,815</b>	<b>10</b>	<b>3.40</b>	<b>\$37,260</b>	<b>13</b>	<b>3.15</b>	<b>\$31,025</b>
<b>All Counties</b>	<b>272</b>	<b>4.79</b>	<b>\$58,463</b>	<b>297</b>	<b>4.41</b>	<b>\$57,484</b>	<b>301</b>	<b>4.64</b>	<b>\$66,040</b>	<b>293</b>	<b>4.68</b>	<b>\$69,638</b>	<b>319</b>	<b>5.21</b>	<b>\$80,738</b>

### Back & Neck Procedures Except Spinal Fusion (490-491)

**Procedures:** that frequently accompanied Back & Neck Procedures Except Spinal Fusion were: 1) Other exploration and decompression of spinal canal (0309), 2) Excision of intervertebral disc (8051), 3) Other repair and plastic operations on spinal cord structures (0359), 4) Intra-operative neurophysiologic monitoring (0094), 5) Excision of lesion of other soft tissue (8339), 6) Removal of implanted devices from bone, other bones (7869).

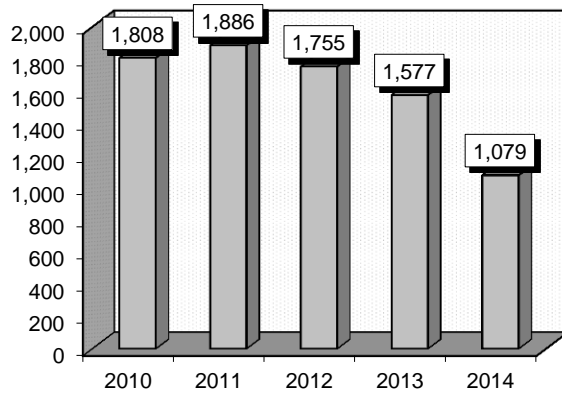
**Definitions: Exploration:** An active examination, usually involving a surgical procedure, to ascertain conditions present within a body cavity as an aid in diagnosis.

**Decompression:** The removal of pressure.

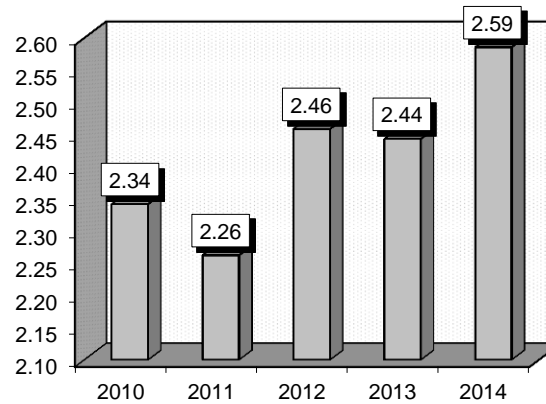
**Comment:** Additional related procedures included, but are not limited to, spinal cord exploration, excision of a spinal cord lesion, vertebral fracture repair, and insertion of a spinal stimulator. The spinal cord is an extension of the brain. It is protected by a bony structure called the vertebral or spinal column. There is a wide space that surrounds the spinal cord. This space contains the cerebrospinal fluid. All the information going from the brain to the limbs travels through the spinal cord. This then allows for movement. The spinal cord is the first relay station for sensory information (what we feel in our arms and legs) on its way to consciousness in various centers of the brain.

Gender	2010			2011			2012			2013			2014		
	Cases	Avg LOS	Avg Bill	Cases	Avg LOS	Avg Bill	Cases	Avg LOS	Avg Bill	Cases	Avg LOS	Avg Bill	Cases	Avg LOS	Avg Bill
Male	1,029	2.40	\$42,105	1,055	2.27	\$43,861	1,028	2.41	\$47,589	913	2.52	\$56,291	620	2.59	\$61,831
Female	779	2.27	\$39,951	831	2.25	\$42,208	727	2.53	\$46,749	664	2.33	\$53,879	459	2.59	\$60,745
Age Group	Cases	Avg LOS	Avg Bill	Cases	Avg LOS	Avg Bill	Cases	Avg LOS	Avg Bill	Cases	Avg LOS	Avg Bill	Cases	Avg LOS	Avg Bill
0-17	3	2.00	\$41,629	5	1.20	\$33,333	9	3.11	\$63,170	2	3.50	\$78,717	0	0.00	\$0
18-35	163	2.06	\$39,881	172	1.94	\$40,427	143	2.25	\$48,348	129	1.96	\$50,627	105	2.08	\$56,754
36-49	379	2.07	\$39,302	377	2.14	\$43,543	318	2.44	\$46,171	284	1.96	\$50,433	194	2.39	\$60,233
50-64	611	2.29	\$41,795	660	2.11	\$42,286	571	2.33	\$47,637	544	2.48	\$55,432	361	2.67	\$63,133
65+	652	2.62	\$42,009	672	2.58	\$44,499	714	2.60	\$46,979	618	2.73	\$58,257	419	2.73	\$61,532
<b>Total</b>	<b>1,808</b>	<b>2.34</b>	<b>\$41,177</b>	<b>1,886</b>	<b>2.26</b>	<b>\$43,132</b>	<b>1,755</b>	<b>2.46</b>	<b>\$47,241</b>	<b>1,577</b>	<b>2.44</b>	<b>\$55,275</b>	<b>1,079</b>	<b>2.59</b>	<b>\$61,369</b>

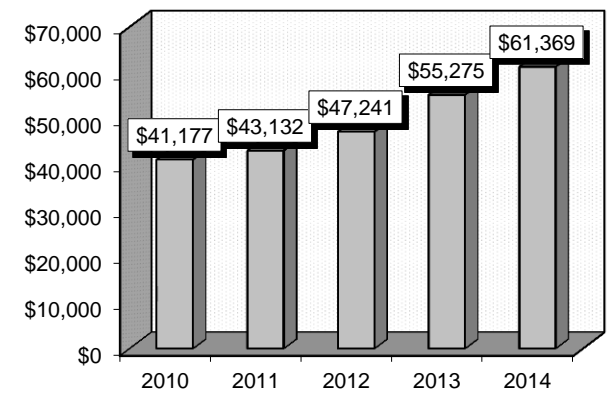
**Patient Discharges**



**Average Length of Stay**



**Average Billed Charges**





County / Hospital	2010			2011			2012			2013			2014		
	Cases	Avg LOS	Avg Bill	Cases	Avg LOS	Avg Bill	Cases	Avg LOS	Avg Bill	Cases	Avg LOS	Avg Bill	Cases	Avg LOS	Avg Bill
<b>Clark</b>															
Centennial Hills	0	0.00	\$0	12	2.58	\$52,071	13	1.69	\$48,843	15	2.07	\$60,146	14	2.57	\$76,540
Desert Springs	14	2.00	\$54,172	19	2.16	\$71,674	21	1.48	\$73,870	24	1.46	\$70,758	20	2.60	\$87,175
Mountain View	132	2.61	\$41,300	155	2.43	\$44,889	138	2.48	\$46,388	181	2.65	\$66,554	89	2.11	\$55,676
North Vista	25	1.76	\$44,823	37	2.38	\$55,877	32	3.06	\$66,453	35	3.00	\$66,643	34	3.59	\$75,257
Southern Hills	50	1.76	\$38,874	57	2.21	\$46,758	57	2.44	\$49,915	77	1.77	\$52,955	66	1.24	\$46,259
Spring Valley	82	2.90	\$49,232	83	2.19	\$47,617	63	2.56	\$54,803	69	3.01	\$62,062	57	3.23	\$76,680
St. Rose-Rose de Lima	2	1.50	\$92,525	0	0.00	\$0	0	0.00	\$0	0	0.00	\$0	0	0.00	\$0
St. Rose-San Martin	84	2.37	\$50,948	60	2.20	\$64,355	66	2.14	\$59,082	55	2.09	\$72,757	29	2.79	\$76,928
St. Rose-Siena	224	1.78	\$36,270	265	1.47	\$35,350	271	1.61	\$40,957	168	1.66	\$45,280	90	2.27	\$52,739
Summerlin	16	1.50	\$47,800	38	2.11	\$60,316	39	2.08	\$52,483	38	1.87	\$57,893	50	2.10	\$73,166
Sunrise	122	3.39	\$55,813	120	2.71	\$55,016	96	3.36	\$69,846	106	3.61	\$88,977	70	3.39	\$92,978
UMC	129	2.26	\$62,611	104	3.09	\$64,138	103	3.48	\$69,427	108	4.04	\$74,657	77	2.48	\$67,572
Valley	103	2.26	\$48,754	104	2.72	\$61,634	87	3.47	\$73,742	95	2.51	\$71,395	88	2.85	\$82,906
<b>Total</b>	<b>983</b>	<b>2.35</b>	<b>\$47,378</b>	<b>1,054</b>	<b>2.25</b>	<b>\$50,126</b>	<b>986</b>	<b>2.47</b>	<b>\$55,101</b>	<b>971</b>	<b>2.59</b>	<b>\$65,319</b>	<b>684</b>	<b>2.53</b>	<b>\$69,292</b>
<b>Washoe</b>															
Carson Tahoe	98	1.92	\$44,071	71	2.04	\$43,194	50	2.16	\$43,422	45	1.93	\$44,503	20	2.30	\$47,478
Northern Nevada	39	2.54	\$48,281	41	2.37	\$49,324	41	2.46	\$60,718	29	2.07	\$56,705	19	2.16	\$60,064
Renown Regional	458	2.56	\$27,915	448	2.42	\$26,361	417	2.63	\$29,208	273	2.32	\$31,232	168	3.27	\$37,879
Renown S. Meadows	0	0.00	\$0	0	0.00	\$0	0	0.00	\$0	0	0.00	\$0	0	0.00	\$0
Saint Mary's	200	2.09	\$40,798	257	2.12	\$43,735	247	2.21	\$46,085	248	2.12	\$45,369	174	2.26	\$56,688
Sierra Surgery	28	1.82	\$23,548	15	1.60	\$25,118	14	2.07	\$25,418	11	2.91	\$29,028	14	1.93	\$35,934
<b>Total</b>	<b>823</b>	<b>2.34</b>	<b>\$33,786</b>	<b>832</b>	<b>2.28</b>	<b>\$34,273</b>	<b>769</b>	<b>2.45</b>	<b>\$37,164</b>	<b>606</b>	<b>2.21</b>	<b>\$39,182</b>	<b>395</b>	<b>2.68</b>	<b>\$47,649</b>
<b>Rural</b>															
Battle Mountain	0	0.00	\$0	0	0.00	\$0	0	0.00	\$0	0	0.00	\$0	0	0.00	\$0
Boulder City	0	0.00	\$0	0	0.00	\$0	0	0.00	\$0	0	0.00	\$0	0	0.00	\$0
Carson Valley	0	0.00	\$0	0	0.00	\$0	0	0.00	\$0	0	0.00	\$0	0	0.00	\$0
Churchill	0	0.00	\$0	0	0.00	\$0	0	0.00	\$0	0	0.00	\$0	0	0.00	\$0
Desert View	0	0.00	\$0	0	0.00	\$0	0	0.00	\$0	0	0.00	\$0	0	0.00	\$0
Grover C. Dils	0	0.00	\$0	0	0.00	\$0	0	0.00	\$0	0	0.00	\$0	0	0.00	\$0
Humboldt	0	0.00	\$0	0	0.00	\$0	0	0.00	\$0	0	0.00	\$0	0	0.00	\$0
Incline Village	0	0.00	\$0	0	0.00	\$0	0	0.00	\$0	0	0.00	\$0	0	0.00	\$0
Mesa View	2	1.00	\$34,437	0	0.00	\$0	0	0.00	\$0	0	0.00	\$0	0	0.00	\$0
Mount Grant	0	0.00	\$0	0	0.00	\$0	0	0.00	\$0	0	0.00	\$0	0	0.00	\$0
Northeastern	0	0.00	\$0	0	0.00	\$0	0	0.00	\$0	0	0.00	\$0	0	0.00	\$0
Nye	0	0.00	\$0	0	0.00	\$0	0	0.00	\$0	0	0.00	\$0	0	0.00	\$0
Pershing	0	0.00	\$0	0	0.00	\$0	0	0.00	\$0	0	0.00	\$0	0	0.00	\$0
South Lyon	0	0.00	\$0	0	0.00	\$0	0	0.00	\$0	0	0.00	\$0	0	0.00	\$0
William Bee Ririe	0	0.00	\$0	0	0.00	\$0	0	0.00	\$0	0	0.00	\$0	0	0.00	\$0
<b>Total</b>	<b>2</b>	<b>1.00</b>	<b>\$34,437</b>	<b>0</b>	<b>0.00</b>	<b>\$0</b>	<b>0</b>	<b>0.00</b>	<b>\$0</b>	<b>0</b>	<b>0.00</b>	<b>\$0</b>	<b>0</b>	<b>0.00</b>	<b>\$0</b>
<b>All Counties</b>	<b>1,808</b>	<b>2.34</b>	<b>\$41,177</b>	<b>1,886</b>	<b>2.26</b>	<b>\$43,132</b>	<b>1,755</b>	<b>2.46</b>	<b>\$47,241</b>	<b>1,577</b>	<b>2.44</b>	<b>\$55,275</b>	<b>1,079</b>	<b>2.59</b>	<b>\$61,369</b>

### Medical Back Problems (551-552)

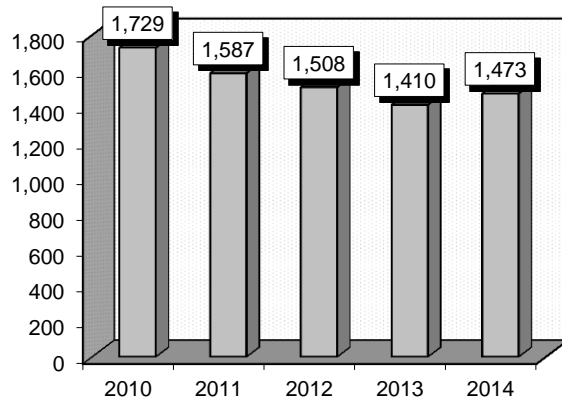
**Diagnoses:** that frequently accompanied Medical Back Problems were: 1) Unspecified essential hypertension (4019), 2) Other and unspecified hyperlipidemia (2724), 3) Tobacco use disorder (3051), 4) Closed fracture of lumbar vertebra without mention of spinal cord injury (8054), 5) Closed fracture of dorsal [thoracic] vertebra without mention of spinal cord injury (8052).

**Definitions:** **Vertebra:** Any of the bones or cartilaginous segments of the spinal column, usually 33 in number. **Intervertebral:** Located between vertebrae. **Myelopathy:** Any disease of the spinal cord. **Stenosis:** The abnormal narrowing of a passage in the body. **Hyperlipidemia:** An abnormally high concentration of fats or lipids in the blood. **Fracture:** A break in bone or cartilage. Although usually a result of trauma, a fracture can be the result of an acquired disease of bone, such as osteoporosis, or of abnormal formation of bone in a congenital disease of bone, such as osteogenesis imperfecta ('brittle bone disease'). **Dorsal:** Denoting a position more toward the back surface than some other object of reference; a synonym of posterior in human anatomy. **Hypertension:** High blood pressure.

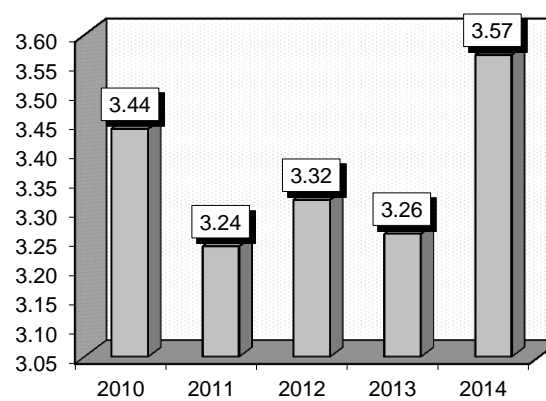
**Comment:** Diagnoses under this DRG, include but are not limited to, displacement of lumbar intervertebral disc without myelopathy, spinal stenosis, lumbago, closed fracture of dorsal vertebra and closed fracture of lumbar vertebra. It's interesting that persons with this diagnosis, as well as many other medical problems throughout this book, commonly have a diagnosis of tobacco use.

Gender	2010			2011			2012			2013			2014		
	Cases	Avg LOS	Avg Bill	Cases	Avg LOS	Avg Bill	Cases	Avg LOS	Avg Bill	Cases	Avg LOS	Avg Bill	Cases	Avg LOS	Avg Bill
Male	794	3.62	\$34,422	736	3.34	\$34,190	683	3.13	\$34,848	662	3.19	\$37,523	667	3.67	\$42,289
Female	935	3.29	\$28,650	851	3.16	\$31,608	825	3.48	\$34,928	748	3.32	\$36,862	806	3.48	\$39,041
Age Group	Cases	Avg LOS	Avg Bill	Cases	Avg LOS	Avg Bill	Cases	Avg LOS	Avg Bill	Cases	Avg LOS	Avg Bill	Cases	Avg LOS	Avg Bill
0-17	23	2.30	\$20,871	31	1.94	\$22,775	33	2.73	\$28,389	24	3.13	\$43,904	21	2.81	\$34,655
18-35	163	2.42	\$29,047	143	3.04	\$33,642	161	2.68	\$35,537	144	2.55	\$36,455	141	2.51	\$34,225
36-49	291	2.88	\$29,102	236	2.87	\$30,356	227	2.85	\$32,585	199	2.44	\$31,723	194	3.37	\$37,681
50-64	402	3.88	\$35,029	411	3.32	\$32,737	364	3.56	\$35,812	335	3.61	\$37,716	340	3.48	\$43,111
65+	850	3.65	\$31,004	766	3.40	\$33,847	723	3.51	\$35,306	708	3.47	\$38,364	777	3.86	\$41,381
<b>Total</b>	<b>1,729</b>	<b>3.44</b>	<b>\$31,300</b>	<b>1,587</b>	<b>3.24</b>	<b>\$32,806</b>	<b>1,508</b>	<b>3.32</b>	<b>\$34,892</b>	<b>1,410</b>	<b>3.26</b>	<b>\$37,172</b>	<b>1,473</b>	<b>3.57</b>	<b>\$40,512</b>

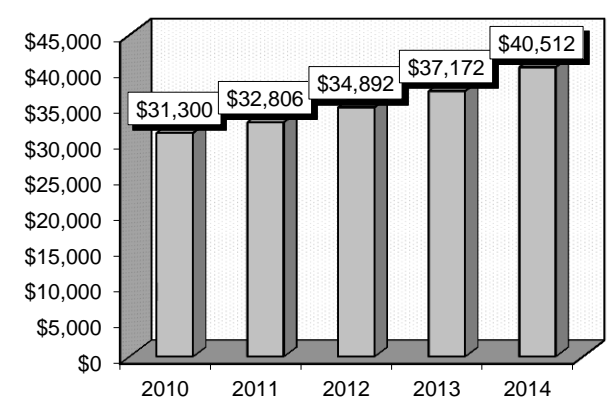
Patient Discharges



Average Length of Stay



Average Billed Charges



County / Hospital	2010			2011			2012			2013			2014		
	Cases	Avg LOS	Avg Bill	Cases	Avg LOS	Avg Bill	Cases	Avg LOS	Avg Bill	Cases	Avg LOS	Avg Bill	Cases	Avg LOS	Avg Bill
<b>Clark</b>															
Centennial Hills	83	3.10	\$31,709	53	3.96	\$41,875	35	3.20	\$35,256	51	2.92	\$44,430	65	3.83	\$49,821
Desert Springs	80	3.86	\$32,531	57	2.96	\$31,691	48	3.90	\$47,509	51	2.63	\$39,410	50	4.86	\$50,498
Mountain View	131	4.05	\$36,045	126	2.66	\$30,031	146	2.87	\$36,805	119	3.48	\$44,832	124	3.29	\$51,860
North Vista	15	3.73	\$31,936	18	5.67	\$49,364	28	3.39	\$27,310	25	3.28	\$28,222	31	3.55	\$32,513
Southern Hills	44	2.48	\$21,769	50	2.42	\$25,036	54	2.94	\$31,922	50	2.88	\$32,628	66	2.18	\$34,046
Spring Valley	83	2.80	\$28,144	64	3.63	\$38,735	67	3.66	\$38,113	55	3.87	\$42,544	46	3.76	\$46,757
St. Rose-Rose de Lima	49	4.73	\$38,783	35	3.03	\$35,527	15	4.07	\$47,569	19	3.21	\$42,509	11	6.73	\$67,916
St. Rose-San Martin	56	2.98	\$38,016	62	3.21	\$30,697	48	3.73	\$40,869	31	2.68	\$37,507	30	2.47	\$48,072
St. Rose-Siena	89	3.64	\$32,926	66	3.45	\$39,148	57	3.14	\$37,790	47	2.49	\$38,847	38	2.79	\$40,238
Summerlin	78	2.65	\$27,695	80	3.20	\$36,872	61	2.90	\$40,865	66	3.02	\$44,658	64	3.81	\$57,358
Sunrise	241	3.69	\$39,684	217	3.41	\$39,808	226	2.95	\$38,764	222	3.01	\$44,504	252	3.46	\$47,443
UMC	216	2.99	\$30,543	188	3.20	\$32,634	211	2.79	\$32,519	175	3.39	\$33,091	204	3.56	\$34,482
Valley	152	2.82	\$28,253	151	2.97	\$33,453	111	3.74	\$37,726	129	2.80	\$36,545	69	3.58	\$51,231
<b>Total</b>	<b>1,317</b>	<b>3.33</b>	<b>\$32,881</b>	<b>1,167</b>	<b>3.21</b>	<b>\$35,076</b>	<b>1,107</b>	<b>3.15</b>	<b>\$37,093</b>	<b>1,040</b>	<b>3.09</b>	<b>\$39,824</b>	<b>1,050</b>	<b>3.49</b>	<b>\$45,251</b>
<b>Washoe</b>															
Carson Tahoe	56	3.91	\$25,191	54	3.35	\$26,040	51	3.43	\$24,028	38	3.50	\$27,345	50	3.38	\$23,519
Northern Nevada	26	2.92	\$23,452	17	3.12	\$39,610	11	2.36	\$26,436	13	2.85	\$31,745	11	3.09	\$33,873
Renown Regional	224	4.10	\$30,946	245	3.38	\$29,155	219	4.41	\$35,259	176	3.89	\$35,239	157	4.10	\$37,348
Renown S. Meadows	28	3.32	\$22,986	23	2.52	\$21,347	16	2.88	\$24,492	4	3.00	\$22,402	7	2.00	\$17,775
Saint Mary's	23	3.91	\$24,291	28	2.57	\$23,544	45	2.87	\$22,294	91	3.58	\$23,713	130	3.29	\$23,339
Sierra Surgery	0	0.00	\$0	0	0.00	\$0	1	1.00	\$3,817	0	0.00	\$0	1	1.00	\$100,975
<b>Total</b>	<b>357</b>	<b>3.91</b>	<b>\$28,445</b>	<b>367</b>	<b>3.25</b>	<b>\$28,264</b>	<b>343</b>	<b>3.91</b>	<b>\$31,011</b>	<b>322</b>	<b>3.70</b>	<b>\$30,749</b>	<b>356</b>	<b>3.62</b>	<b>\$29,976</b>
<b>Rural</b>															
Battle Mountain	2	2.00	\$2,071	1	3.00	\$2,938	2	2.50	\$6,202	0	0.00	\$0	0	0.00	\$0
Boulder City	8	3.00	\$3,848	6	4.17	\$6,223	5	3.20	\$7,232	3	4.00	\$10,587	9	4.78	\$14,806
Carson Valley	2	2.00	\$7,751	0	0.00	\$0	2	1.50	\$7,624	1	1.00	\$3,484	4	2.25	\$12,859
Churchill	11	3.00	\$15,534	16	5.25	\$19,256	10	3.90	\$19,151	5	4.00	\$19,413	11	6.64	\$31,857
Desert View	13	3.31	\$13,543	9	3.11	\$14,128	9	3.00	\$12,782	9	2.00	\$10,050	19	4.11	\$25,524
Grover C. Dils	3	3.33	\$6,194	0	0.00	\$0	2	3.50	\$3,077	2	3.50	\$3,378	0	0.00	\$0
Humboldt	1	1.00	\$13,285	3	1.00	\$6,423	4	1.75	\$9,200	1	8.00	\$37,054	1	10.00	\$45,789
Incline Village	0	0.00	\$0	0	0.00	\$0	0	0.00	\$0	0	0.00	\$0	0	0.00	\$0
Mesa View	3	2.67	\$10,817	3	2.33	\$10,723	0	0.00	\$0	2	3.00	\$16,150	1	5.00	\$29,375
Mount Grant	2	2.00	\$3,608	3	6.67	\$19,009	1	1.00	\$3,354	2	9.50	\$34,901	5	5.40	\$10,552
Northeastern	6	2.67	\$20,843	8	1.88	\$17,517	15	3.07	\$26,473	17	4.41	\$37,815	11	2.64	\$23,650
Nye	1	3.00	\$22,760	0	0.00	\$0	3	3.33	\$15,422	0	0.00	\$0	0	0.00	\$0
Pershing	0	0.00	\$0	1	2.00	\$4,461	0	0.00	\$0	2	5.00	\$8,497	0	0.00	\$0
South Lyon	0	0.00	\$0	1	6.00	\$9,000	1	5.00	\$16,114	1	4.00	\$7,277	3	3.33	\$9,003
William Bee Ririe	3	4.33	\$14,143	2	2.50	\$9,016	4	3.00	\$10,446	3	2.00	\$19,626	3	3.33	\$17,890
<b>Total</b>	<b>55</b>	<b>2.96</b>	<b>\$11,984</b>	<b>53</b>	<b>3.74</b>	<b>\$14,257</b>	<b>58</b>	<b>3.07</b>	<b>\$15,826</b>	<b>48</b>	<b>3.88</b>	<b>\$22,806</b>	<b>67</b>	<b>4.39</b>	<b>\$22,221</b>
<b>All Counties</b>	<b>1,729</b>	<b>3.44</b>	<b>\$31,300</b>	<b>1,587</b>	<b>3.24</b>	<b>\$32,806</b>	<b>1,508</b>	<b>3.32</b>	<b>\$34,892</b>	<b>1,410</b>	<b>3.26</b>	<b>\$37,172</b>	<b>1,473</b>	<b>3.57</b>	<b>\$40,512</b>

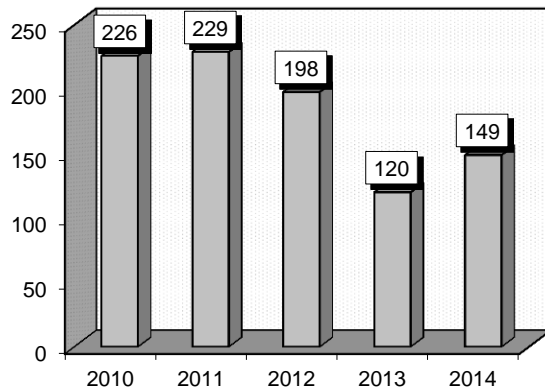
### Mastectomy For Malignancy (582-583)

**Procedures:** that frequently accompanied Mastectomy For Malignancy were: 1) Insertion of breast tissue expander (8595), 2) Unilateral extended simple mastectomy (8543), 3) Other mammoplasty (8589), 4) Unilateral simple mastectomy (8541), 5) Bilateral extended simple mastectomy (8544), 6) Bilateral simple mastectomy (8542), 7) Latissimus dorsi myocutaneous flap (8571).

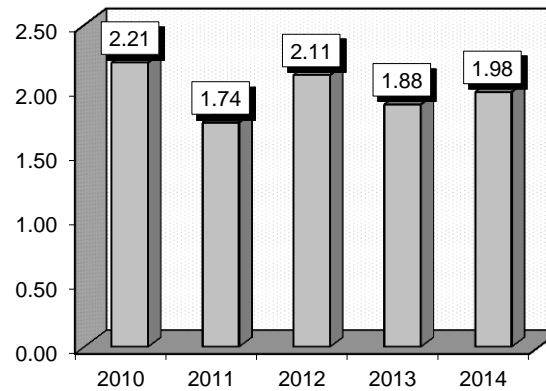
**Definitions: Mastectomy:** Surgical removal of all or part of a breast, sometimes including excision of the underlying pectoral muscles and regional lymph nodes, usually performed as a treatment for cancer. **Malignancy:** Cancerous cells that have the ability to spread to other sites in the body (metastasize) or to invade nearby (locally) and destroy tissues. **Catheterization:** The introduction of a catheter (a hollow flexible tube) into a body cavity or organ to inject or remove a fluid. **Excision:** Surgical removal by cutting. **Axillary lymph nodes:** Numerous nodes around the axillary veins that receive the lymphatic drainage from the upper limb, scapular region, and pectoral region (including mammary glands); they drain into the subclavian trunk. **Biopsy:** An examination of tissue removed from a living body to discover the presence, cause, or extent of a disease. **Mammoplasty:** Any reconstructive or cosmetic surgical procedure that alters the size or shape of the breast.

Gender	2010			2011			2012			2013			2014		
	Cases	Avg LOS	Avg Bill	Cases	Avg LOS	Avg Bill	Cases	Avg LOS	Avg Bill	Cases	Avg LOS	Avg Bill	Cases	Avg LOS	Avg Bill
Male	3	1.00	\$29,774	1	1.00	\$21,790	1	2.00	\$25,001	1	2.00	\$14,365	2	1.00	\$39,106
Female	223	2.22	\$39,079	228	1.75	\$48,404	197	2.11	\$51,849	119	1.88	\$50,394	147	1.99	\$71,592
Age Group	Cases	Avg LOS	Avg Bill	Cases	Avg LOS	Avg Bill	Cases	Avg LOS	Avg Bill	Cases	Avg LOS	Avg Bill	Cases	Avg LOS	Avg Bill
0-17	0	0.00	\$0	0	0.00	\$0	0	0.00	\$0	0	0.00	\$0	0	0.00	\$0
18-35	5	1.20	\$50,530	4	2.50	\$56,436	6	1.33	\$70,637	3	1.00	\$53,804	6	1.83	\$119,478
36-49	44	1.89	\$46,408	37	1.73	\$63,530	47	2.26	\$59,189	27	1.67	\$55,016	25	1.88	\$78,747
50-64	68	2.82	\$42,512	89	1.91	\$53,398	61	2.38	\$52,954	39	2.05	\$57,649	63	2.06	\$80,820
65+	109	2.00	\$33,198	99	1.57	\$37,668	84	1.89	\$45,278	51	1.92	\$41,493	55	1.95	\$51,364
<b>Total</b>	<b>226</b>	<b>2.21</b>	<b>\$38,956</b>	<b>229</b>	<b>1.74</b>	<b>\$48,288</b>	<b>198</b>	<b>2.11</b>	<b>\$51,713</b>	<b>120</b>	<b>1.88</b>	<b>\$50,094</b>	<b>149</b>	<b>1.98</b>	<b>\$71,156</b>

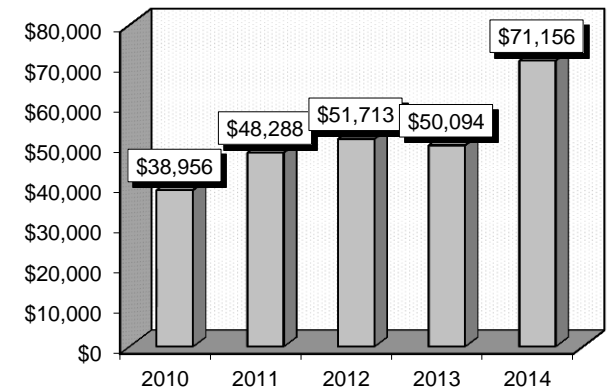
Patient Discharges



Average Length of Stay



Average Billed Charges



County / Hospital	2010			2011			2012			2013			2014		
	Cases	Avg LOS	Avg Bill	Cases	Avg LOS	Avg Bill	Cases	Avg LOS	Avg Bill	Cases	Avg LOS	Avg Bill	Cases	Avg LOS	Avg Bill
<b>Clark</b>															
Centennial Hills	0	0.00	\$0	6	2.50	\$46,049	4	3.25	\$97,872	4	2.75	\$87,393	10	1.70	\$112,712
Desert Springs	7	5.29	\$49,559	10	2.70	\$105,970	6	2.33	\$122,429	2	2.50	\$89,140	11	2.36	\$106,798
Mountain View	16	1.31	\$29,543	7	1.29	\$25,442	9	1.22	\$33,006	9	2.78	\$66,472	13	3.54	\$128,536
North Vista	3	3.33	\$32,559	1	1.00	\$142,920	0	0.00	\$0	0	0.00	\$0	0	0.00	\$0
Southern Hills	2	1.00	\$19,800	3	1.33	\$29,535	3	1.33	\$30,328	3	3.33	\$55,077	3	1.33	\$55,871
Spring Valley	39	1.54	\$36,252	52	1.60	\$53,409	56	1.70	\$53,643	7	1.57	\$40,381	30	1.33	\$70,483
St. Rose-Rose de Lima	5	1.20	\$31,934	2	1.50	\$22,855	3	1.00	\$38,473	4	1.75	\$33,473	1	1.00	\$30,550
St. Rose-San Martin	0	0.00	\$0	0	0.00	\$0	0	0.00	\$0	1	1.00	\$115,715	0	0.00	\$0
St. Rose-Siena	4	1.25	\$28,735	2	3.00	\$50,927	2	6.00	\$68,960	0	0.00	\$0	0	0.00	\$0
Summerlin	11	2.00	\$42,438	19	1.42	\$47,174	4	4.50	\$141,237	3	2.33	\$75,364	3	9.33	\$184,061
Sunrise	32	1.50	\$54,873	19	1.26	\$83,679	11	1.36	\$84,393	0	0.00	\$0	2	1.50	\$110,983
UMC	12	3.17	\$47,863	12	1.33	\$46,755	8	1.88	\$50,303	5	2.60	\$93,571	10	3.00	\$75,096
Valley	25	3.08	\$32,556	19	1.68	\$34,818	19	4.05	\$36,918	16	1.75	\$48,871	9	1.22	\$37,709
<b>Total</b>	<b>156</b>	<b>2.09</b>	<b>\$40,105</b>	<b>152</b>	<b>1.63</b>	<b>\$55,127</b>	<b>125</b>	<b>2.22</b>	<b>\$58,949</b>	<b>54</b>	<b>2.19</b>	<b>\$61,102</b>	<b>92</b>	<b>2.24</b>	<b>\$88,587</b>
<b>Washoe</b>															
Carson Tahoe	0	0.00	\$0	1	3.00	\$48,100	0	0.00	\$0	1	2.00	\$59,213	0	0.00	\$0
Northern Nevada	1	1.00	\$24,318	6	2.33	\$30,101	7	1.57	\$39,842	4	1.50	\$53,676	6	1.33	\$50,868
Renown Regional	32	3.09	\$34,141	34	2.06	\$30,799	28	2.07	\$33,456	21	2.05	\$42,943	18	1.78	\$43,705
Renown S. Meadows	1	2.00	\$27,923	1	2.00	\$18,002	2	1.00	\$38,105	5	1.40	\$45,805	1	3.00	\$44,367
Saint Mary's	26	1.96	\$44,958	23	1.87	\$47,624	27	2.00	\$49,149	25	1.32	\$40,525	17	1.41	\$50,101
Sierra Surgery	0	0.00	\$0	0	0.00	\$0	2	1.00	\$35,311	3	1.33	\$50,954	6	1.33	\$46,590
<b>Total</b>	<b>60</b>	<b>2.55</b>	<b>\$38,561</b>	<b>65</b>	<b>2.03</b>	<b>\$36,757</b>	<b>66</b>	<b>1.92</b>	<b>\$40,750</b>	<b>59</b>	<b>1.61</b>	<b>\$43,572</b>	<b>48</b>	<b>1.56</b>	<b>\$47,240</b>
<b>Rural</b>															
Battle Mountain	0	0.00	\$0	0	0.00	\$0	0	0.00	\$0	0	0.00	\$0	0	0.00	\$0
Boulder City	0	0.00	\$0	0	0.00	\$0	0	0.00	\$0	0	0.00	\$0	0	0.00	\$0
Carson Valley	0	0.00	\$0	1	1.00	\$28,788	0	0.00	\$0	0	0.00	\$0	2	2.00	\$36,040
Churchill	5	2.40	\$28,600	3	1.33	\$17,568	3	1.67	\$22,905	5	1.80	\$19,155	2	1.00	\$16,340
Desert View	1	1.00	\$12,867	1	2.00	\$11,769	0	0.00	\$0	0	0.00	\$0	0	0.00	\$0
Grover C. Dils	0	0.00	\$0	0	0.00	\$0	0	0.00	\$0	0	0.00	\$0	0	0.00	\$0
Humboldt	0	0.00	\$0	0	0.00	\$0	1	2.00	\$15,105	1	1.00	\$16,379	0	0.00	\$0
Incline Village	0	0.00	\$0	0	0.00	\$0	0	0.00	\$0	0	0.00	\$0	0	0.00	\$0
Mesa View	1	2.00	\$15,797	1	2.00	\$15,596	0	0.00	\$0	0	0.00	\$0	3	1.33	\$15,472
Mount Grant	0	0.00	\$0	0	0.00	\$0	0	0.00	\$0	0	0.00	\$0	0	0.00	\$0
Northeastern	3	1.67	\$20,771	6	1.83	\$30,102	3	2.33	\$32,454	1	3.00	\$28,910	2	2.00	\$16,747
Nye	0	0.00	\$0	0	0.00	\$0	0	0.00	\$0	0	0.00	\$0	0	0.00	\$0
Pershing	0	0.00	\$0	0	0.00	\$0	0	0.00	\$0	0	0.00	\$0	0	0.00	\$0
South Lyon	0	0.00	\$0	0	0.00	\$0	0	0.00	\$0	0	0.00	\$0	0	0.00	\$0
William Bee Ririe	0	0.00	\$0	0	0.00	\$0	0	0.00	\$0	0	0.00	\$0	0	0.00	\$0
<b>Total</b>	<b>10</b>	<b>2.00</b>	<b>\$23,398</b>	<b>12</b>	<b>1.67</b>	<b>\$24,123</b>	<b>7</b>	<b>2.00</b>	<b>\$25,883</b>	<b>7</b>	<b>1.86</b>	<b>\$20,152</b>	<b>9</b>	<b>1.56</b>	<b>\$20,519</b>
<b>All Counties</b>	<b>226</b>	<b>2.21</b>	<b>\$38,956</b>	<b>229</b>	<b>1.74</b>	<b>\$48,288</b>	<b>198</b>	<b>2.11</b>	<b>\$51,713</b>	<b>120</b>	<b>1.88</b>	<b>\$50,094</b>	<b>149</b>	<b>1.98</b>	<b>\$71,156</b>

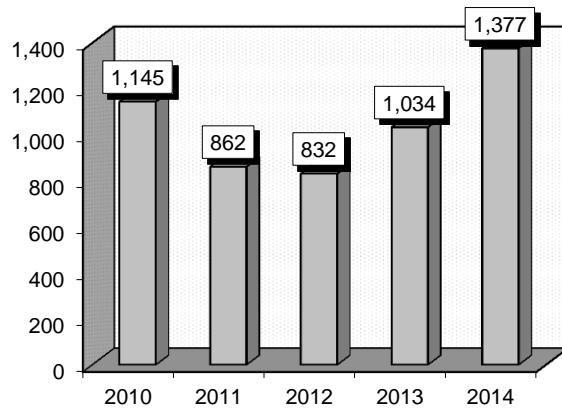
### Operating Room Procedures For Obesity (619-621)

**Procedures:** that frequently accompanied Operating Room Procedures For Obesity were: 1) Laparoscopic vertical (sleeve) gastrectomy (4382), 2) Laparoscopic repair of diaphragmatic hernia, abdominal approach (5371), 3) Other endoscopy of small intestine (4513), 4) Laparoscopic gastroenterostomy (4438), 5) Laparoscopic gastric restrictive procedure (4495), 6) Laparoscopic liver biopsy (5014), 7) Laparoscopic lysis of peritoneal adhesions (5451).

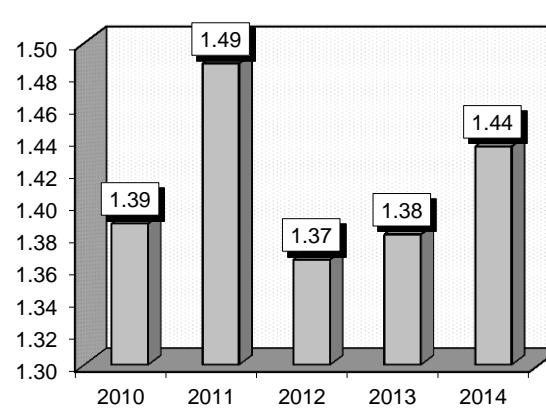
**Definitions:** **Laparoscopy:** Examination or treatment of the interior of the abdomen by means of a laparoscope. **Gastroenterostomy:** The surgical creation of a connection between the stomach and the jejunum. **Jejunum:** The middle part of the small intestine, connecting the duodenum and the ileum. **Duodenum:** First part of the small intestine. **Ileum:** The lower-third distal portion of the small intestine, extending from the jejunum to the cecum. **Peritoneum:** The serous membrane lining the cavity of the abdomen and covering the abdominal organs. **Adhesiolysis:** Severing of adhesive band(s); done by laparoscopy or laparotomy. **Diaphragmatic hernia:** Protrusion of some of the contents of the abdomen through an opening in the diaphragm and into the chest cavity. **Gastroplasty:** A surgical procedure that alters the shape of the stomach with the intent of altering the flow of gastric content.

Gender	2010			2011			2012			2013			2014		
	Cases	Avg LOS	Avg Bill	Cases	Avg LOS	Avg Bill	Cases	Avg LOS	Avg Bill	Cases	Avg LOS	Avg Bill	Cases	Avg LOS	Avg Bill
Male	295	1.38	\$44,877	231	1.38	\$46,927	212	1.28	\$51,233	260	1.35	\$51,495	325	1.67	\$55,970
Female	850	1.39	\$42,523	631	1.53	\$47,022	620	1.40	\$52,024	774	1.39	\$48,849	1,052	1.36	\$47,937
Age Group	Cases	Avg LOS	Avg Bill	Cases	Avg LOS	Avg Bill	Cases	Avg LOS	Avg Bill	Cases	Avg LOS	Avg Bill	Cases	Avg LOS	Avg Bill
0-17	2	2.50	\$33,215	2	1.00	\$46,943	1	1.00	\$52,310	1	6.00	\$19,251	1	5.00	\$90,194
18-35	172	1.37	\$41,054	157	1.50	\$44,979	150	1.29	\$49,574	166	1.31	\$49,650	248	1.26	\$47,927
36-49	377	1.41	\$43,621	295	1.44	\$46,904	290	1.41	\$52,873	366	1.35	\$49,843	511	1.34	\$47,528
50-64	409	1.47	\$44,486	287	1.54	\$47,977	283	1.35	\$51,288	390	1.40	\$49,253	493	1.62	\$52,901
65+	185	1.16	\$41,165	121	1.46	\$47,518	108	1.38	\$53,521	111	1.49	\$49,418	124	1.42	\$50,620
<b>Total</b>	<b>1,145</b>	<b>1.39</b>	<b>\$43,129</b>	<b>862</b>	<b>1.49</b>	<b>\$46,997</b>	<b>832</b>	<b>1.37</b>	<b>\$51,823</b>	<b>1,034</b>	<b>1.38</b>	<b>\$49,514</b>	<b>1,377</b>	<b>1.44</b>	<b>\$49,833</b>

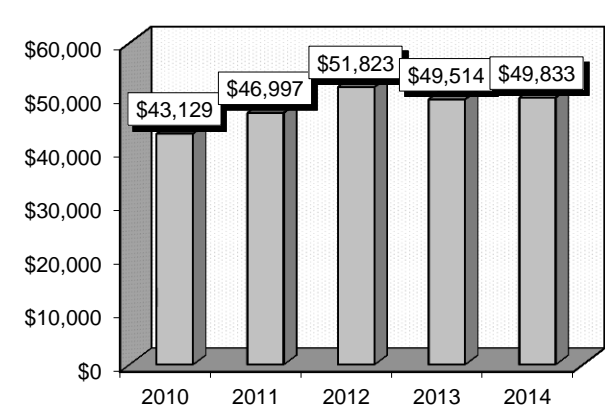
**Patient Discharges**



**Average Length of Stay**



**Average Billed Charges**



County / Hospital	2010			2011			2012			2013			2014		
	Cases	Avg LOS	Avg Bill	Cases	Avg LOS	Avg Bill	Cases	Avg LOS	Avg Bill	Cases	Avg LOS	Avg Bill	Cases	Avg LOS	Avg Bill
<b>Clark</b>															
Centennial Hills	0	0.00	\$0	0	0.00	\$0	0	0.00	\$0	0	0.00	\$0	0	0.00	\$0
Desert Springs	140	1.21	\$50,567	131	1.50	\$60,146	476	1.30	\$57,929	362	1.38	\$60,108	497	1.38	\$55,000
Mountain View	21	1.67	\$68,181	21	1.52	\$54,551	9	1.56	\$81,437	9	2.11	\$104,786	4	1.25	\$140,500
North Vista	520	1.14	\$39,148	410	1.13	\$40,535	114	1.27	\$43,929	323	1.07	\$41,615	457	1.06	\$41,913
Southern Hills	1	2.00	\$45,585	0	0.00	\$0	0	0.00	\$0	1	4.00	\$77,967	0	0.00	\$0
Spring Valley	0	0.00	\$0	0	0.00	\$0	0	0.00	\$0	1	4.00	\$119,443	1	9.00	\$173,306
St. Rose-Rose de Lima	141	1.81	\$52,652	67	1.78	\$55,222	3	1.00	\$57,765	1	1.00	\$56,517	0	0.00	\$0
St. Rose-San Martin	0	0.00	\$0	0	0.00	\$0	0	0.00	\$0	1	6.00	\$139,289	1	4.00	\$277,800
St. Rose-Siena	0	0.00	\$0	0	0.00	\$0	0	0.00	\$0	1	4.00	\$179,374	4	6.50	\$93,932
Summerlin	6	1.17	\$65,530	0	0.00	\$0	1	1.00	\$98,520	2	3.50	\$56,853	0	0.00	\$0
Sunrise	1	3.00	\$79,244	0	0.00	\$0	2	1.50	\$64,997	13	1.38	\$82,916	29	3.79	\$114,093
UMC	12	2.83	\$97,126	16	6.44	\$146,514	21	2.00	\$64,084	26	1.54	\$55,068	29	2.41	\$79,586
Valley	0	0.00	\$0	2	4.00	\$71,781	0	0.00	\$0	0	0.00	\$0	0	0.00	\$0
<b>Total</b>	<b>842</b>	<b>1.31</b>	<b>\$45,102</b>	<b>647</b>	<b>1.43</b>	<b>\$49,199</b>	<b>626</b>	<b>1.32</b>	<b>\$56,010</b>	<b>740</b>	<b>1.28</b>	<b>\$53,162</b>	<b>1,022</b>	<b>1.36</b>	<b>\$52,343</b>
<b>Washoe</b>															
Carson Tahoe	0	0.00	\$0	0	0.00	\$0	0	0.00	\$0	0	0.00	\$0	0	0.00	\$0
Northern Nevada	0	0.00	\$0	0	0.00	\$0	0	0.00	\$0	0	0.00	\$0	0	0.00	\$0
Renown Regional	28	1.93	\$37,756	32	1.75	\$41,825	21	1.48	\$40,078	52	2.33	\$44,796	88	2.39	\$44,511
Renown S. Meadows	95	1.51	\$34,327	71	1.58	\$36,392	102	1.41	\$36,531	140	1.42	\$35,583	162	1.38	\$33,976
Saint Mary's	177	1.62	\$39,539	112	1.71	\$42,475	82	1.59	\$42,053	100	1.56	\$44,794	101	1.45	\$55,305
Sierra Surgery	3	1.67	\$30,231	0	0.00	\$0	1	2.00	\$37,799	2	1.00	\$33,721	4	1.00	\$29,608
<b>Total</b>	<b>303</b>	<b>1.61</b>	<b>\$37,648</b>	<b>215</b>	<b>1.67</b>	<b>\$40,370</b>	<b>206</b>	<b>1.49</b>	<b>\$39,097</b>	<b>294</b>	<b>1.63</b>	<b>\$40,333</b>	<b>355</b>	<b>1.65</b>	<b>\$42,607</b>
<b>Rural</b>															
Battle Mountain	0	0.00	\$0	0	0.00	\$0	0	0.00	\$0	0	0.00	\$0	0	0.00	\$0
Boulder City	0	0.00	\$0	0	0.00	\$0	0	0.00	\$0	0	0.00	\$0	0	0.00	\$0
Carson Valley	0	0.00	\$0	0	0.00	\$0	0	0.00	\$0	0	0.00	\$0	0	0.00	\$0
Churchill	0	0.00	\$0	0	0.00	\$0	0	0.00	\$0	0	0.00	\$0	0	0.00	\$0
Desert View	0	0.00	\$0	0	0.00	\$0	0	0.00	\$0	0	0.00	\$0	0	0.00	\$0
Grover C. Dils	0	0.00	\$0	0	0.00	\$0	0	0.00	\$0	0	0.00	\$0	0	0.00	\$0
Humboldt	0	0.00	\$0	0	0.00	\$0	0	0.00	\$0	0	0.00	\$0	0	0.00	\$0
Incline Village	0	0.00	\$0	0	0.00	\$0	0	0.00	\$0	0	0.00	\$0	0	0.00	\$0
Mesa View	0	0.00	\$0	0	0.00	\$0	0	0.00	\$0	0	0.00	\$0	0	0.00	\$0
Mount Grant	0	0.00	\$0	0	0.00	\$0	0	0.00	\$0	0	0.00	\$0	0	0.00	\$0
Northeastern	0	0.00	\$0	0	0.00	\$0	0	0.00	\$0	0	0.00	\$0	0	0.00	\$0
Nye	0	0.00	\$0	0	0.00	\$0	0	0.00	\$0	0	0.00	\$0	0	0.00	\$0
Pershing	0	0.00	\$0	0	0.00	\$0	0	0.00	\$0	0	0.00	\$0	0	0.00	\$0
South Lyon	0	0.00	\$0	0	0.00	\$0	0	0.00	\$0	0	0.00	\$0	0	0.00	\$0
William Bee Ririe	0	0.00	\$0	0	0.00	\$0	0	0.00	\$0	0	0.00	\$0	0	0.00	\$0
<b>Total</b>	<b>0</b>	<b>0.00</b>	<b>\$0</b>	<b>0</b>	<b>0.00</b>	<b>\$0</b>	<b>0</b>	<b>0.00</b>	<b>\$0</b>	<b>0</b>	<b>0.00</b>	<b>\$0</b>	<b>0</b>	<b>0.00</b>	<b>\$0</b>
<b>All Counties</b>	<b>1,145</b>	<b>1.39</b>	<b>\$43,129</b>	<b>862</b>	<b>1.49</b>	<b>\$46,997</b>	<b>832</b>	<b>1.37</b>	<b>\$51,823</b>	<b>1,034</b>	<b>1.38</b>	<b>\$49,514</b>	<b>1,377</b>	<b>1.44</b>	<b>\$49,833</b>

### Diabetes (637-639)

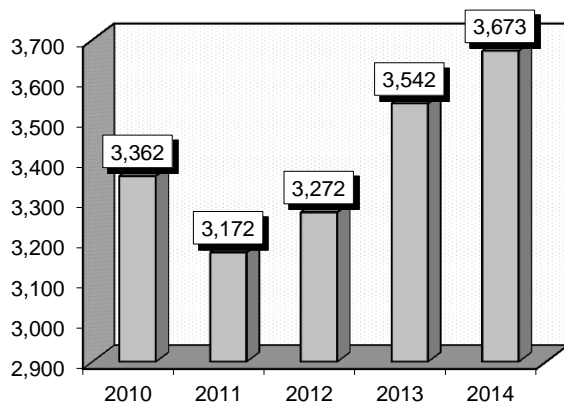
**Diagnoses:** that frequently accompanied Diabetes were: 1) Unspecified essential hypertension (4019), 2) Acute kidney failure, unspecified (5849), 3) Long-term (current) use of insulin (V5867), 4) Tobacco use disorder (3051), 5) Dehydration (27651), 6) Other and unspecified hyperlipidemia (2724), 7) Hyposmolality and/or hyponatremia (2761).

**Definitions:** **Hypertension:** High blood pressure. **Hyperlipidemia:** An abnormally high concentration of fats or lipids in the blood. **Hyposmolality:** The condition especially of a bodily fluid of having abnormally low osmolality. **Osmolality:** The concentration of a solution expressed as the total number of solute particles per kilogram. **Ketoacidosis:** A life-threatening problem that affects people with diabetes. It occurs when the body cannot use sugar (glucose) as a fuel source because there is no insulin or not enough insulin. Fat is used for fuel instead. When fat breaks down, waste products called ketones build up in the body.

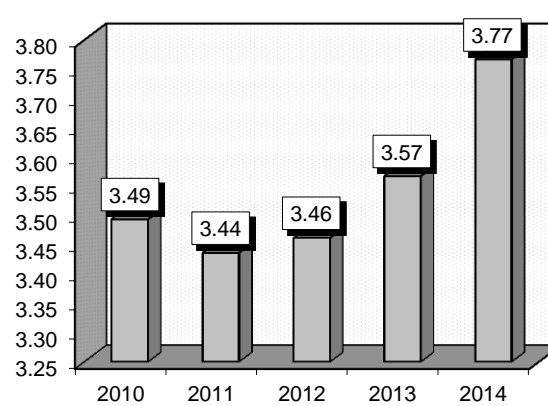
**Comment:** Diabetes is a disease in which blood sugar (glucose) levels are abnormally high because the body does not produce enough insulin. In Type 1 diabetes more than 90% of the insulin-producing cells of the pancreas are permanently destroyed. The pancreas produces little or no insulin. Most people who have Type 1 diabetes develop the disease before age 30. In Type 2 diabetes, the pancreas continues to produce insulin, sometimes even at higher than normal levels. However, the body develops resistance to the effects of insulin, so there is not enough insulin to meet the body's needs. Type 2 diabetes may occur in children and adolescents but usually begins in people older than 30 and becomes progressively more common with age.

Gender	2010			2011			2012			2013			2014		
	Cases	Avg LOS	Avg Bill	Cases	Avg LOS	Avg Bill	Cases	Avg LOS	Avg Bill	Cases	Avg LOS	Avg Bill	Cases	Avg LOS	Avg Bill
Male	1,886	3.59	\$30,511	1,749	3.51	\$32,357	1,800	3.34	\$33,715	1,926	3.57	\$37,998	1,981	3.78	\$42,019
Female	1,476	3.37	\$28,565	1,423	3.34	\$32,706	1,472	3.61	\$36,095	1,616	3.56	\$38,274	1,692	3.75	\$42,789
Age Group	Cases	Avg LOS	Avg Bill	Cases	Avg LOS	Avg Bill	Cases	Avg LOS	Avg Bill	Cases	Avg LOS	Avg Bill	Cases	Avg LOS	Avg Bill
0-17	305	2.88	\$15,440	312	2.99	\$19,021	307	2.95	\$21,540	300	3.44	\$26,839	321	2.86	\$26,038
18-35	930	3.08	\$27,140	930	3.00	\$29,806	852	2.98	\$30,454	1,034	3.14	\$33,710	1,044	3.52	\$38,928
36-49	706	3.74	\$31,813	625	3.49	\$34,773	643	3.50	\$36,928	744	3.31	\$37,758	787	3.53	\$41,915
50-64	773	3.85	\$34,007	725	4.21	\$39,147	831	3.88	\$39,497	790	4.12	\$42,231	898	4.36	\$48,405
65+	648	3.68	\$32,419	580	3.34	\$33,385	639	3.76	\$38,641	674	3.92	\$45,508	623	4.09	\$48,453
<b>Total</b>	<b>3,362</b>	<b>3.49</b>	<b>\$29,656</b>	<b>3,172</b>	<b>3.44</b>	<b>\$32,513</b>	<b>3,272</b>	<b>3.46</b>	<b>\$34,785</b>	<b>3,542</b>	<b>3.57</b>	<b>\$38,124</b>	<b>3,673</b>	<b>3.77</b>	<b>\$42,374</b>

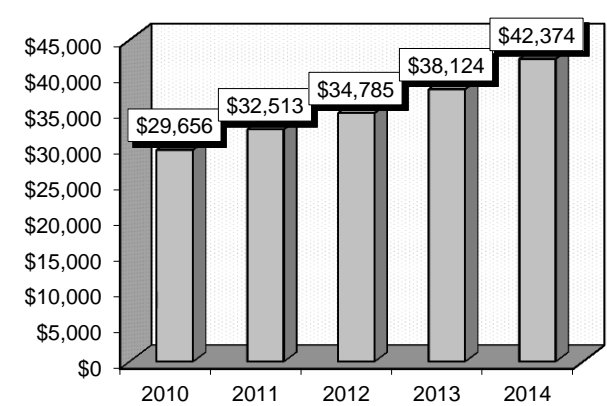
Patient Discharges



Average Length of Stay



Average Billed Charges





County / Hospital	2010			2011			2012			2013			2014		
	Cases	Avg LOS	Avg Bill	Cases	Avg LOS	Avg Bill	Cases	Avg LOS	Avg Bill	Cases	Avg LOS	Avg Bill	Cases	Avg LOS	Avg Bill
<b>Clark</b>															
Centennial Hills	140	3.47	\$36,258	101	2.74	\$29,980	124	3.54	\$49,656	208	3.13	\$47,409	175	2.93	\$47,258
Desert Springs	151	3.74	\$29,529	157	3.51	\$35,148	160	4.39	\$54,345	197	4.59	\$57,696	203	4.33	\$57,754
Mountain View	222	3.72	\$39,740	186	3.42	\$40,329	192	3.68	\$45,879	209	3.67	\$48,069	286	3.88	\$55,817
North Vista	203	3.88	\$33,489	170	4.93	\$49,084	183	4.77	\$37,323	216	4.86	\$41,451	244	4.55	\$41,109
Southern Hills	48	3.31	\$33,594	54	3.00	\$34,658	53	2.92	\$32,167	51	3.41	\$38,105	54	4.81	\$49,286
Spring Valley	168	4.15	\$43,849	142	3.47	\$47,066	134	3.76	\$46,808	160	3.54	\$48,413	151	3.92	\$60,767
St. Rose-Rose de Lima	151	3.70	\$33,640	106	3.07	\$30,923	83	3.30	\$37,376	117	3.41	\$37,757	114	3.43	\$48,441
St. Rose-San Martin	117	3.15	\$26,533	117	2.94	\$28,243	116	3.72	\$34,494	92	3.55	\$37,005	101	3.06	\$40,771
St. Rose-Siena	147	3.05	\$27,809	129	3.78	\$36,027	173	3.19	\$33,146	172	3.38	\$38,723	169	3.21	\$42,801
Summerlin	198	2.87	\$28,500	189	3.21	\$40,137	174	2.96	\$42,579	192	3.57	\$49,236	209	3.27	\$49,787
Sunrise	295	3.81	\$38,805	334	3.32	\$36,186	346	3.21	\$38,715	330	3.65	\$47,467	430	4.56	\$53,678
UMC	498	3.57	\$24,530	483	3.51	\$25,740	499	3.18	\$25,002	506	3.46	\$23,504	465	3.92	\$26,676
Valley	235	3.39	\$32,757	188	3.82	\$46,503	167	4.02	\$56,527	207	3.67	\$59,679	221	4.45	\$66,917
<b>Total</b>	<b>2,573</b>	<b>3.56</b>	<b>\$32,418</b>	<b>2,356</b>	<b>3.50</b>	<b>\$36,088</b>	<b>2,404</b>	<b>3.54</b>	<b>\$39,112</b>	<b>2,657</b>	<b>3.70</b>	<b>\$42,816</b>	<b>2,822</b>	<b>3.95</b>	<b>\$47,973</b>
<b>Washoe</b>															
Carson Tahoe	102	3.14	\$20,543	107	2.44	\$17,096	103	2.88	\$21,616	86	3.08	\$22,821	118	3.16	\$22,648
Northern Nevada	45	2.58	\$23,263	42	2.43	\$24,104	42	2.57	\$26,965	35	2.20	\$26,831	41	2.24	\$25,289
Renown Regional	316	3.74	\$24,436	367	3.97	\$26,920	363	3.75	\$27,508	420	3.72	\$28,881	376	3.54	\$26,907
Renown S. Meadows	36	2.89	\$22,869	27	2.78	\$23,433	43	3.07	\$24,039	25	2.16	\$20,970	49	2.57	\$22,413
Saint Mary's	115	3.23	\$17,410	92	3.02	\$19,093	139	3.19	\$17,941	137	2.84	\$18,242	99	2.94	\$20,823
Sierra Surgery	0	0.00	\$0	0	0.00	\$0	0	0.00	\$0	0	0.00	\$0	0	0.00	\$0
<b>Total</b>	<b>614</b>	<b>3.41</b>	<b>\$22,295</b>	<b>635</b>	<b>3.42</b>	<b>\$23,796</b>	<b>690</b>	<b>3.40</b>	<b>\$24,452</b>	<b>703</b>	<b>3.34</b>	<b>\$25,683</b>	<b>683</b>	<b>3.24</b>	<b>\$24,870</b>
<b>Rural</b>															
Battle Mountain	0	0.00	\$0	0	0.00	\$0	1	1.00	\$6,748	1	1.00	\$7,385	0	0.00	\$0
Boulder City	12	3.83	\$7,612	12	2.83	\$8,142	6	4.17	\$15,317	5	5.40	\$21,714	6	1.33	\$10,199
Carson Valley	17	2.06	\$16,558	11	2.64	\$24,007	9	3.00	\$26,359	10	3.00	\$22,815	19	2.16	\$16,017
Churchill	39	3.72	\$18,425	27	3.15	\$18,124	37	2.95	\$13,752	33	3.15	\$16,594	21	3.10	\$18,460
Desert View	6	2.67	\$10,502	10	3.00	\$13,062	11	2.91	\$15,470	26	2.46	\$13,326	16	2.31	\$16,548
Grover C. Dils	2	2.50	\$6,779	3	3.00	\$8,322	5	1.20	\$2,770	3	1.33	\$2,874	7	2.43	\$4,560
Humboldt	9	1.89	\$8,722	15	3.00	\$18,858	17	2.82	\$18,977	13	2.69	\$16,824	22	3.59	\$21,299
Incline Village	0	0.00	\$0	0	0.00	\$0	0	0.00	\$0	0	0.00	\$0	0	0.00	\$0
Mesa View	13	1.92	\$10,614	15	2.93	\$14,545	20	1.90	\$11,098	12	2.25	\$13,835	13	2.31	\$12,644
Mount Grant	9	3.00	\$9,589	6	2.50	\$9,066	6	3.00	\$8,980	2	3.50	\$12,777	5	4.20	\$18,144
Northeastern	43	2.60	\$20,916	61	2.36	\$20,196	57	2.56	\$20,923	66	2.27	\$21,952	50	2.76	\$26,902
Nye	3	2.67	\$12,871	8	2.13	\$9,029	2	1.00	\$4,301	0	0.00	\$0	0	0.00	\$0
Pershing	2	2.00	\$3,906	2	3.50	\$10,640	2	2.00	\$5,041	0	0.00	\$0	0	0.00	\$0
South Lyon	4	2.25	\$6,928	0	0.00	\$0	0	0.00	\$0	2	3.00	\$7,104	4	3.50	\$9,632
William Bee Ririe	16	2.63	\$10,013	11	2.36	\$10,058	5	2.00	\$16,130	9	1.22	\$10,739	5	3.60	\$23,434
<b>Total</b>	<b>175</b>	<b>2.81</b>	<b>\$14,883</b>	<b>181</b>	<b>2.68</b>	<b>\$16,565</b>	<b>178</b>	<b>2.62</b>	<b>\$16,399</b>	<b>182</b>	<b>2.56</b>	<b>\$17,675</b>	<b>168</b>	<b>2.79</b>	<b>\$19,490</b>
<b>All Counties</b>	<b>3,362</b>	<b>3.49</b>	<b>\$29,656</b>	<b>3,172</b>	<b>3.44</b>	<b>\$32,513</b>	<b>3,272</b>	<b>3.46</b>	<b>\$34,785</b>	<b>3,542</b>	<b>3.57</b>	<b>\$38,124</b>	<b>3,673</b>	<b>3.77</b>	<b>\$42,374</b>

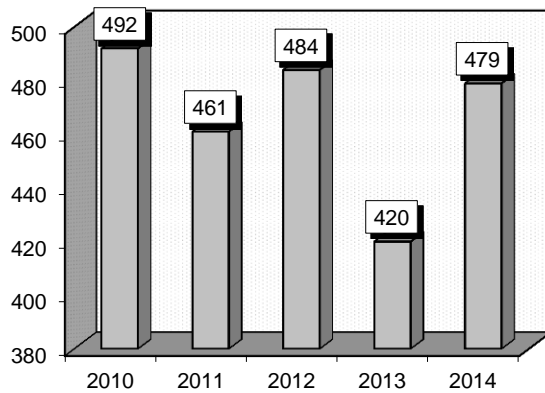
### Endocrine Disorders (643-645)

**Diagnoses:** that frequently accompanied Endocrine Disorders were: 1) Unspecified essential hypertension (4019), 2) Unspecified acquired hypothyroidism (2449), 3) Hypopotassemia (2768), 4) Other disorders of neurohypophysis (2536), 5) Tobacco use disorder (3051).

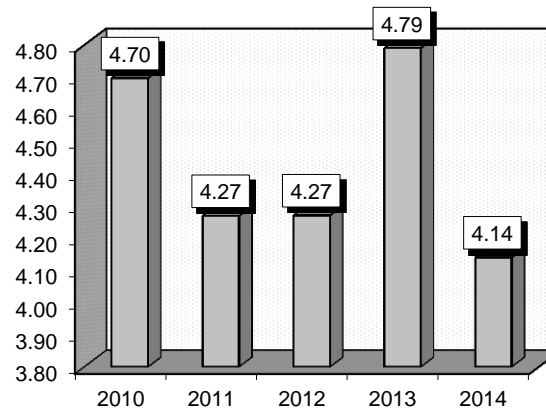
**Definitions:** **Hypertension:** High blood pressure. **Hypothyroidism:** Diminished production of thyroid hormone, leading to clinical manifestations of thyroid insufficiency, including low metabolic rate, tendency to gain weight, somnolence, and sometimes myxedema. **Hypopotassemia:** A deficiency of potassium in the blood. **Neurohypophysis:** The posterior lobe of the pituitary gland. It stores and secretes two hormones, oxytocin and antidiuretic hormone (vasopressin), which are released in response to neural stimulation.

	2010			2011			2012			2013			2014		
Gender	Cases	Avg LOS	Avg Bill	Cases	Avg LOS	Avg Bill	Cases	Avg LOS	Avg Bill	Cases	Avg LOS	Avg Bill	Cases	Avg LOS	Avg Bill
Male	159	5.16	\$40,422	149	4.91	\$45,539	148	4.14	\$40,322	146	5.14	\$57,094	171	4.33	\$51,366
Female	333	4.48	\$38,001	312	3.96	\$36,491	336	4.33	\$37,799	274	4.61	\$45,051	308	4.04	\$45,612
Age Group	Cases	Avg LOS	Avg Bill	Cases	Avg LOS	Avg Bill	Cases	Avg LOS	Avg Bill	Cases	Avg LOS	Avg Bill	Cases	Avg LOS	Avg Bill
0-17	23	4.04	\$30,410	22	3.45	\$29,956	20	3.55	\$26,175	18	5.50	\$37,517	26	4.50	\$38,080
18-35	64	3.42	\$27,477	51	3.31	\$29,322	59	3.02	\$27,008	55	3.29	\$41,906	60	2.50	\$30,145
36-49	116	4.53	\$34,858	95	3.59	\$31,434	91	2.88	\$30,978	67	4.64	\$45,409	51	3.76	\$39,104
50-64	107	4.88	\$40,918	114	4.28	\$41,908	118	5.21	\$48,385	109	4.85	\$55,518	136	4.38	\$49,862
65+	182	5.23	\$45,064	179	4.99	\$46,103	196	4.80	\$40,932	171	5.22	\$50,326	206	4.50	\$54,649
<b>Total</b>	<b>492</b>	<b>4.70</b>	<b>\$38,783</b>	<b>461</b>	<b>4.27</b>	<b>\$39,416</b>	<b>484</b>	<b>4.27</b>	<b>\$38,570</b>	<b>420</b>	<b>4.79</b>	<b>\$49,238</b>	<b>479</b>	<b>4.14</b>	<b>\$47,666</b>

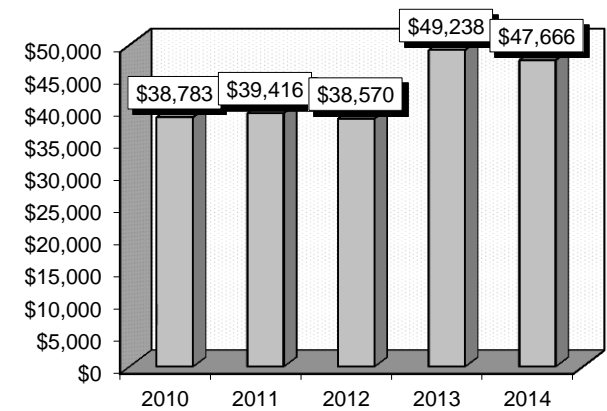
**Patient Discharges**



**Average Length of Stay**



**Average Billed Charges**



County / Hospital	2010			2011			2012			2013			2014		
	Cases	Avg LOS	Avg Bill	Cases	Avg LOS	Avg Bill	Cases	Avg LOS	Avg Bill	Cases	Avg LOS	Avg Bill	Cases	Avg LOS	Avg Bill
<b>Clark</b>															
Centennial Hills	26	5.31	\$40,829	26	4.46	\$42,023	15	4.47	\$69,000	16	3.69	\$57,261	16	5.13	\$65,435
Desert Springs	17	4.53	\$43,319	20	4.10	\$34,116	15	5.40	\$57,107	17	5.76	\$63,020	26	4.08	\$50,462
Mountain View	31	4.81	\$42,896	25	3.32	\$38,755	28	3.89	\$53,182	29	4.38	\$57,768	51	4.16	\$60,193
North Vista	8	11.00	\$119,868	2	4.50	\$42,960	5	11.80	\$75,694	7	7.29	\$59,250	10	4.50	\$47,499
Southern Hills	3	2.33	\$27,181	15	4.13	\$48,056	17	3.00	\$25,637	11	4.09	\$55,411	9	7.22	\$82,445
Spring Valley	8	3.25	\$33,832	26	5.96	\$68,337	13	5.00	\$44,177	15	2.93	\$39,337	28	3.36	\$47,854
St. Rose-Rose de Lima	18	6.11	\$56,347	19	5.26	\$48,149	19	4.63	\$43,461	18	3.94	\$53,966	25	3.76	\$46,965
St. Rose-San Martin	20	5.20	\$47,296	19	4.42	\$41,797	37	3.95	\$35,822	24	4.54	\$46,242	12	4.00	\$58,236
St. Rose-Siena	39	5.05	\$41,701	33	5.06	\$28,871	24	4.13	\$37,977	28	7.43	\$54,128	35	4.00	\$43,372
Summerlin	29	3.90	\$37,341	32	4.47	\$47,011	22	8.77	\$56,211	24	6.33	\$94,294	19	4.68	\$73,879
Sunrise	74	3.11	\$26,133	74	3.36	\$40,041	99	3.16	\$35,202	56	4.04	\$47,773	73	3.53	\$48,931
UMC	81	3.88	\$32,566	60	3.83	\$35,086	76	3.76	\$33,504	44	3.20	\$24,907	56	5.68	\$43,925
Valley	38	5.79	\$55,969	24	4.71	\$53,420	17	5.41	\$59,047	30	6.40	\$78,515	20	5.30	\$72,300
<b>Total</b>	<b>392</b>	<b>4.52</b>	<b>\$40,323</b>	<b>375</b>	<b>4.25</b>	<b>\$42,250</b>	<b>387</b>	<b>4.26</b>	<b>\$41,612</b>	<b>319</b>	<b>4.77</b>	<b>\$54,118</b>	<b>380</b>	<b>4.36</b>	<b>\$53,311</b>
<b>Washoe</b>															
Carson Tahoe	11	4.36	\$24,689	15	4.67	\$25,690	10	3.30	\$26,301	6	3.00	\$19,900	14	3.36	\$21,713
Northern Nevada	5	3.80	\$26,860	5	1.80	\$18,792	1	7.00	\$52,787	9	5.00	\$64,241	10	3.60	\$44,474
Renown Regional	53	5.32	\$36,385	40	5.60	\$33,822	48	5.31	\$33,280	56	5.11	\$34,190	44	2.82	\$23,991
Renown S. Meadows	5	2.20	\$18,984	3	1.00	\$12,472	4	3.50	\$20,012	2	3.00	\$22,713	9	4.00	\$29,526
Saint Mary's	15	9.27	\$44,374	13	3.00	\$20,964	12	3.42	\$21,387	18	5.00	\$29,977	8	2.00	\$20,229
Sierra Surgery	0	0.00	\$0	0	0.00	\$0	0	0.00	\$0	0	0.00	\$0	0	0.00	\$0
<b>Total</b>	<b>89</b>	<b>5.61</b>	<b>\$34,773</b>	<b>76</b>	<b>4.54</b>	<b>\$28,186</b>	<b>75</b>	<b>4.67</b>	<b>\$29,999</b>	<b>91</b>	<b>4.89</b>	<b>\$35,134</b>	<b>85</b>	<b>3.05</b>	<b>\$26,257</b>
<b>Rural</b>															
Battle Mountain	0	0.00	\$0	0	0.00	\$0	0	0.00	\$0	0	0.00	\$0	0	0.00	\$0
Boulder City	1	4.00	\$10,326	0	0.00	\$0	3	2.67	\$9,695	2	3.50	\$17,085	4	10.00	\$41,192
Carson Valley	0	0.00	\$0	1	4.00	\$19,109	0	0.00	\$0	2	3.50	\$17,154	1	2.00	\$9,200
Churchill	2	2.00	\$8,785	2	1.00	\$7,574	9	3.56	\$14,960	4	6.50	\$28,977	1	2.00	\$10,910
Desert View	4	4.00	\$17,637	0	0.00	\$0	1	2.00	\$10,026	0	0.00	\$0	1	2.00	\$8,660
Grover C. Dils	0	0.00	\$0	0	0.00	\$0	1	6.00	\$10,500	0	0.00	\$0	0	0.00	\$0
Humboldt	0	0.00	\$0	2	2.00	\$13,737	0	0.00	\$0	0	0.00	\$0	2	4.00	\$23,474
Incline Village	0	0.00	\$0	0	0.00	\$0	0	0.00	\$0	0	0.00	\$0	0	0.00	\$0
Mesa View	1	1.00	\$5,411	1	8.00	\$47,545	2	3.00	\$13,991	1	2.00	\$6,542	1	3.00	\$21,204
Mount Grant	0	0.00	\$0	0	0.00	\$0	0	0.00	\$0	0	0.00	\$0	0	0.00	\$0
Northeastern	2	5.00	\$29,664	3	3.00	\$22,873	3	2.00	\$18,336	1	2.00	\$28,072	4	2.50	\$20,051
Nye	1	4.00	\$16,536	1	3.00	\$6,930	1	4.00	\$17,144	0	0.00	\$0	0	0.00	\$0
Pershing	0	0.00	\$0	0	0.00	\$0	0	0.00	\$0	0	0.00	\$0	0	0.00	\$0
South Lyon	0	0.00	\$0	0	0.00	\$0	0	0.00	\$0	0	0.00	\$0	0	0.00	\$0
William Bee Ririe	0	0.00	\$0	0	0.00	\$0	2	2.00	\$15,009	0	0.00	\$0	0	0.00	\$0
<b>Total</b>	<b>11</b>	<b>3.55</b>	<b>\$16,338</b>	<b>10</b>	<b>3.00</b>	<b>\$18,482</b>	<b>22</b>	<b>3.09</b>	<b>\$14,291</b>	<b>10</b>	<b>4.40</b>	<b>\$21,900</b>	<b>14</b>	<b>4.79</b>	<b>\$24,421</b>
<b>All Counties</b>	<b>492</b>	<b>4.70</b>	<b>\$38,783</b>	<b>461</b>	<b>4.27</b>	<b>\$39,416</b>	<b>484</b>	<b>4.27</b>	<b>\$38,570</b>	<b>420</b>	<b>4.79</b>	<b>\$49,238</b>	<b>479</b>	<b>4.14</b>	<b>\$47,666</b>

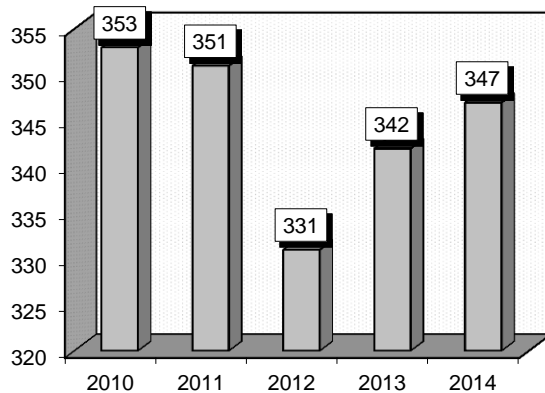
### Kidney & Ureter Procedures For Neoplasm (656-658)

**Procedures:** that frequently accompanied Kidney & Ureter Procedures For Neoplasm were: 1) Nephroureterectomy (5551), 2) Laparoscopic robotic assisted procedure (1742), 3) Partial nephrectomy (554).

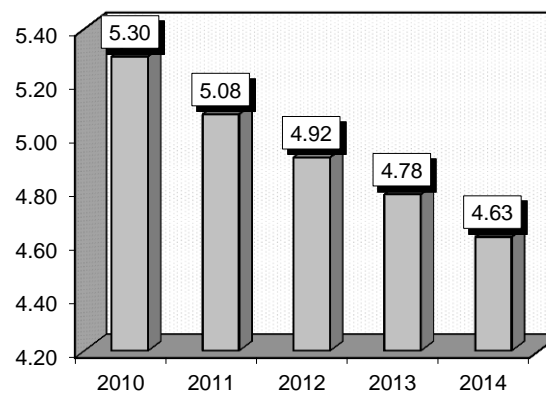
**Definitions:** **Ureter:** The tube that carries urine from the kidney to the bladder, with each kidney having one ureter. **Neoplasm:** An abnormal tissue that grows by cellular proliferation more rapidly than normal and continues to grow after the stimuli that initiated the new growth cease. Neoplasms show partial or complete lack of structural organization and functional coordination with the normal tissue, and usually form a distinct mass of tissue that may be either benign (benign tumor) or malignant (cancer). **Kidney:** Either of the two bean-shaped organs in the lumbar region that filter the blood, excreting the end-products of body metabolism in the form of urine, and regulating the concentrations of hydrogen, sodium, potassium, phosphate, and other ions in the extracellular fluid. **Bladder:** A distensible musculomembranous organ serving as a receptacle for fluid, such as the urinary bladder or gallbladder. **Secondary malignant neoplasm:** Cancerous tumor, or abnormal cell growth which has metastasized (transferred) from one part (or organ) of the body to another organ or part of the body. **Urinary organs:** The organs of the body that produce, store, and discharge urine. These organs include the kidneys, ureters, bladder, and urethra. **Nephroureterectomy:** Surgical removal of a kidney and its ureter.

Gender	2010			2011			2012			2013			2014		
	Cases	Avg LOS	Avg Bill	Cases	Avg LOS	Avg Bill	Cases	Avg LOS	Avg Bill	Cases	Avg LOS	Avg Bill	Cases	Avg LOS	Avg Bill
Male	227	5.26	\$76,131	210	4.94	\$80,096	208	5.00	\$88,297	200	4.62	\$86,423	207	4.69	\$101,584
Female	126	5.37	\$75,984	141	5.29	\$83,910	123	4.79	\$85,018	142	5.01	\$99,563	140	4.54	\$96,989
Age Group	Cases	Avg LOS	Avg Bill	Cases	Avg LOS	Avg Bill	Cases	Avg LOS	Avg Bill	Cases	Avg LOS	Avg Bill	Cases	Avg LOS	Avg Bill
0-17	8	8.38	\$115,446	3	9.00	\$129,173	3	9.67	\$117,797	4	10.00	\$129,211	9	10.11	\$144,079
18-35	7	4.43	\$62,500	7	6.00	\$105,717	3	3.33	\$68,798	4	2.50	\$84,086	3	3.33	\$112,472
36-49	50	3.96	\$62,801	48	4.10	\$74,519	48	4.08	\$81,744	36	3.36	\$75,324	33	4.52	\$109,465
50-64	117	4.77	\$70,479	104	4.81	\$79,155	106	4.73	\$86,716	98	4.13	\$84,295	125	3.97	\$88,673
65+	171	5.94	\$82,506	189	5.39	\$83,147	171	5.22	\$88,582	200	5.30	\$97,984	177	4.85	\$103,253
<b>Total</b>	<b>353</b>	<b>5.30</b>	<b>\$76,078</b>	<b>351</b>	<b>5.08</b>	<b>\$81,628</b>	<b>331</b>	<b>4.92</b>	<b>\$87,078</b>	<b>342</b>	<b>4.78</b>	<b>\$91,879</b>	<b>347</b>	<b>4.63</b>	<b>\$99,730</b>

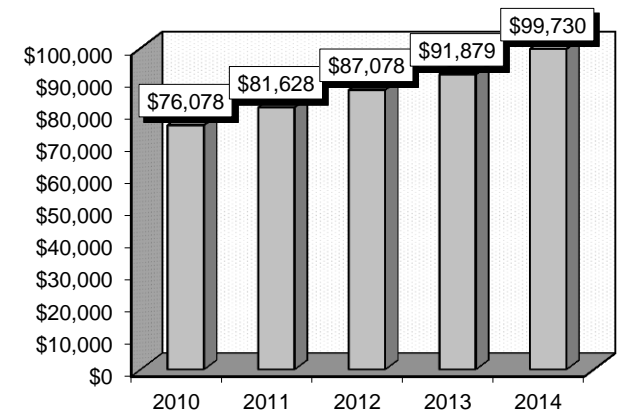
**Patient Discharges**



**Average Length of Stay**



**Average Billed Charges**



County / Hospital	2010			2011			2012			2013			2014		
	Cases	Avg LOS	Avg Bill	Cases	Avg LOS	Avg Bill	Cases	Avg LOS	Avg Bill	Cases	Avg LOS	Avg Bill	Cases	Avg LOS	Avg Bill
<b>Clark</b>															
Centennial Hills	0	0.00	\$0	0	0.00	\$0	0	0.00	\$0	1	10.00	\$153,948	2	12.50	\$196,141
Desert Springs	0	0.00	\$0	0	0.00	\$0	2	7.00	\$88,964	0	0.00	\$0	1	10.00	\$140,773
Mountain View	14	8.36	\$101,307	19	5.84	\$95,122	48	5.04	\$81,150	73	4.19	\$84,729	29	5.83	\$114,824
North Vista	0	0.00	\$0	0	0.00	\$0	0	0.00	\$0	0	0.00	\$0	0	0.00	\$0
Southern Hills	8	3.63	\$74,628	3	9.67	\$121,746	10	3.20	\$62,089	4	3.00	\$67,744	2	5.00	\$70,691
Spring Valley	41	4.98	\$79,937	51	4.49	\$75,039	8	6.50	\$85,468	10	6.90	\$163,422	17	4.35	\$79,727
St. Rose-Rose de Lima	2	18.50	\$195,091	0	0.00	\$0	0	0.00	\$0	0	0.00	\$0	0	0.00	\$0
St. Rose-San Martin	12	2.83	\$59,381	10	4.80	\$78,510	1	6.00	\$64,116	0	0.00	\$0	4	8.25	\$134,720
St. Rose-Siena	27	6.30	\$115,646	33	5.18	\$89,802	5	5.00	\$108,619	4	5.75	\$86,806	4	7.00	\$130,874
Summerlin	70	3.47	\$68,990	64	3.70	\$88,228	93	4.63	\$114,109	99	4.64	\$117,564	141	4.12	\$115,797
Sunrise	35	7.23	\$98,658	46	4.85	\$82,474	25	5.20	\$103,095	31	5.52	\$102,204	50	4.52	\$108,537
UMC	16	8.88	\$116,998	20	6.30	\$85,110	23	5.26	\$79,153	17	5.18	\$80,250	3	10.67	\$81,883
Valley	7	8.14	\$116,240	11	7.55	\$97,163	2	15.00	\$298,526	0	0.00	\$0	1	3.00	\$78,056
<b>Total</b>	<b>232</b>	<b>5.54</b>	<b>\$88,301</b>	<b>257</b>	<b>4.89</b>	<b>\$85,445</b>	<b>217</b>	<b>4.99</b>	<b>\$99,502</b>	<b>239</b>	<b>4.76</b>	<b>\$103,611</b>	<b>254</b>	<b>4.69</b>	<b>\$112,205</b>
<b>Washoe</b>															
Carson Tahoe	31	5.19	\$59,670	24	4.29	\$53,357	28	4.39	\$55,963	16	4.63	\$61,013	11	4.00	\$62,460
Northern Nevada	0	0.00	\$0	0	0.00	\$0	0	0.00	\$0	0	0.00	\$0	0	0.00	\$0
Renown Regional	46	5.28	\$48,002	39	6.62	\$66,567	42	5.40	\$57,877	33	5.15	\$63,761	47	5.30	\$67,951
Renown S. Meadows	0	0.00	\$0	0	0.00	\$0	0	0.00	\$0	0	0.00	\$0	0	0.00	\$0
Saint Mary's	29	4.79	\$66,408	27	5.85	\$101,581	33	5.06	\$88,339	34	5.21	\$86,587	20	3.90	\$87,387
Sierra Surgery	13	2.54	\$22,906	4	2.00	\$18,146	11	2.64	\$28,906	20	3.85	\$31,761	15	2.87	\$31,861
<b>Total</b>	<b>119</b>	<b>4.84</b>	<b>\$52,786</b>	<b>94</b>	<b>5.61</b>	<b>\$71,191</b>	<b>114</b>	<b>4.79</b>	<b>\$63,429</b>	<b>103</b>	<b>4.83</b>	<b>\$64,655</b>	<b>93</b>	<b>4.45</b>	<b>\$65,660</b>
<b>Rural</b>															
Battle Mountain	0	0.00	\$0	0	0.00	\$0	0	0.00	\$0	0	0.00	\$0	0	0.00	\$0
Boulder City	0	0.00	\$0	0	0.00	\$0	0	0.00	\$0	0	0.00	\$0	0	0.00	\$0
Carson Valley	0	0.00	\$0	0	0.00	\$0	0	0.00	\$0	0	0.00	\$0	0	0.00	\$0
Churchill	0	0.00	\$0	0	0.00	\$0	0	0.00	\$0	0	0.00	\$0	0	0.00	\$0
Desert View	0	0.00	\$0	0	0.00	\$0	0	0.00	\$0	0	0.00	\$0	0	0.00	\$0
Grover C. Dils	0	0.00	\$0	0	0.00	\$0	0	0.00	\$0	0	0.00	\$0	0	0.00	\$0
Humboldt	0	0.00	\$0	0	0.00	\$0	0	0.00	\$0	0	0.00	\$0	0	0.00	\$0
Incline Village	0	0.00	\$0	0	0.00	\$0	0	0.00	\$0	0	0.00	\$0	0	0.00	\$0
Mesa View	0	0.00	\$0	0	0.00	\$0	0	0.00	\$0	0	0.00	\$0	0	0.00	\$0
Mount Grant	0	0.00	\$0	0	0.00	\$0	0	0.00	\$0	0	0.00	\$0	0	0.00	\$0
Northeastern	2	4.00	\$44,107	0	0.00	\$0	0	0.00	\$0	0	0.00	\$0	0	0.00	\$0
Nye	0	0.00	\$0	0	0.00	\$0	0	0.00	\$0	0	0.00	\$0	0	0.00	\$0
Pershing	0	0.00	\$0	0	0.00	\$0	0	0.00	\$0	0	0.00	\$0	0	0.00	\$0
South Lyon	0	0.00	\$0	0	0.00	\$0	0	0.00	\$0	0	0.00	\$0	0	0.00	\$0
William Bee Ririe	0	0.00	\$0	0	0.00	\$0	0	0.00	\$0	0	0.00	\$0	0	0.00	\$0
<b>Total</b>	<b>2</b>	<b>4.00</b>	<b>\$44,107</b>	<b>0</b>	<b>0.00</b>	<b>\$0</b>	<b>0</b>	<b>0.00</b>	<b>\$0</b>	<b>0</b>	<b>0.00</b>	<b>\$0</b>	<b>0</b>	<b>0.00</b>	<b>\$0</b>
<b>All Counties</b>	<b>353</b>	<b>5.30</b>	<b>\$76,078</b>	<b>351</b>	<b>5.08</b>	<b>\$81,628</b>	<b>331</b>	<b>4.92</b>	<b>\$87,078</b>	<b>342</b>	<b>4.78</b>	<b>\$91,879</b>	<b>347</b>	<b>4.63</b>	<b>\$99,730</b>

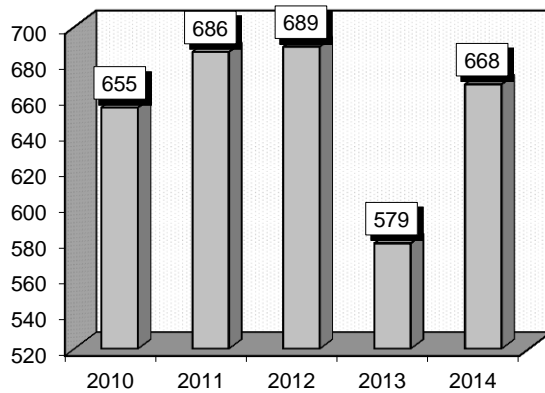
### Kidney And Ureter Procedures For Non-Neoplasm (659-661)

**Procedures:** that frequently accompanied Kidney And Ureter Procedures For Non-Neoplasm were: 1) Percutaneous nephrostomy without fragmentation (5503), 2) Percutaneous pyelogram (8775), 3) Ureteral catheterization (598), 4) Nephrostomy (5502), 5) Replacement of nephrostomy tube (5593), 6) Correction of ureteropelvic junction (5587), 7) Retrograde pyelogram (8774).

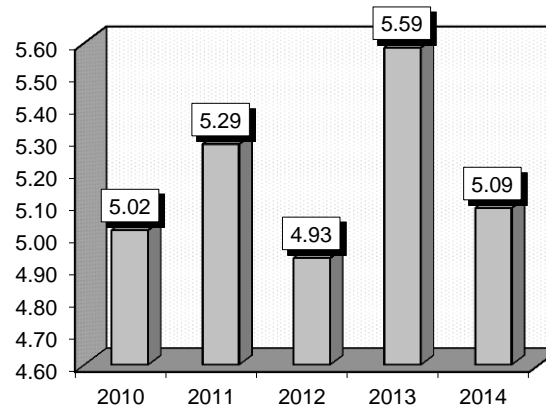
**Definitions:** **Percutaneous:** Performed through the skin. **Percutaneous nephrostomy:** The insertion of a catheter through the skin and body wall into the kidney pelvis, mainly to provide urine drainage where the ureter is not functional. It is used also to remove or dissolve renal calculi and to diagnose ureteral obstruction. **Catheterization:** The introduction of a catheter (a hollow flexible tube) into a body cavity or organ to inject or remove a fluid. **Pyelogram:** A radiographic picture of the kidneys and ureters taken after the IV or intraureteral injection of a radiopaque contrast medium. It shows the size and location of the kidneys, the outline of the ureters and bladder, the filling of the renal pelves, the patency of the urinary tract, and any cysts or tumors within the kidneys. **Cystoscopy:** A diagnostic procedure that is used to look at the bladder (lower urinary tract), collect urine samples, and examine the prostate gland. Performed with an optic instrument known as a cystoscope (urethroscope), this instrument uses a lighted tip for guidance to aid in diagnosing urinary tract disease and prostate disease. Performed by a urologist, this surgical test also enables biopsies to be taken or small stones to be removed by way of a hollow channel in the cystoscope. **Nephroureterectomy:** Surgical removal of a kidney and its ureter. **Ureteropelvic junction:** Site of origin of the ureter from the renal pelvis, a common location for congenital or acquired obstruction.

Gender	2010			2011			2012			2013			2014		
	Cases	Avg LOS	Avg Bill	Cases	Avg LOS	Avg Bill	Cases	Avg LOS	Avg Bill	Cases	Avg LOS	Avg Bill	Cases	Avg LOS	Avg Bill
Male	304	5.23	\$69,896	328	5.77	\$74,185	280	4.89	\$70,585	269	5.58	\$76,630	323	5.49	\$95,464
Female	351	4.84	\$60,622	358	4.84	\$64,209	409	4.96	\$73,092	310	5.59	\$78,362	345	4.71	\$78,117
Age Group	Cases	Avg LOS	Avg Bill	Cases	Avg LOS	Avg Bill	Cases	Avg LOS	Avg Bill	Cases	Avg LOS	Avg Bill	Cases	Avg LOS	Avg Bill
0-17	94	2.22	\$45,363	83	3.49	\$65,535	76	3.53	\$61,178	46	2.83	\$69,377	53	2.36	\$66,005
18-35	84	4.87	\$59,476	74	3.73	\$50,869	90	5.07	\$70,369	81	4.53	\$57,099	70	3.36	\$74,185
36-49	119	5.36	\$69,103	125	3.43	\$52,074	121	3.97	\$65,254	103	4.47	\$71,118	138	4.35	\$77,001
50-64	188	5.64	\$69,935	192	5.98	\$69,772	171	4.98	\$73,173	158	6.35	\$77,781	192	5.80	\$90,396
65+	170	5.71	\$69,973	212	7.00	\$85,898	231	5.81	\$79,079	191	6.67	\$91,490	215	6.16	\$98,195
<b>Total</b>	<b>655</b>	<b>5.02</b>	<b>\$64,926</b>	<b>686</b>	<b>5.29</b>	<b>\$68,979</b>	<b>689</b>	<b>4.93</b>	<b>\$72,073</b>	<b>579</b>	<b>5.59</b>	<b>\$77,557</b>	<b>668</b>	<b>5.09</b>	<b>\$86,505</b>

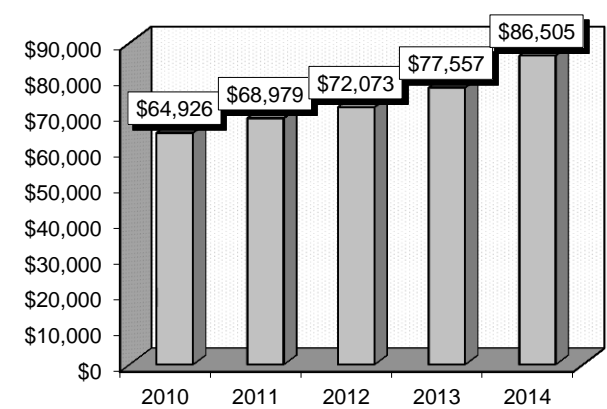
**Patient Discharges**



**Average Length of Stay**



**Average Billed Charges**



County / Hospital	2010			2011			2012			2013			2014		
	Cases	Avg LOS	Avg Bill	Cases	Avg LOS	Avg Bill	Cases	Avg LOS	Avg Bill	Cases	Avg LOS	Avg Bill	Cases	Avg LOS	Avg Bill
<b>Clark</b>															
Centennial Hills	9	4.33	\$54,095	10	3.40	\$51,589	11	6.64	\$97,837	6	3.67	\$67,890	20	4.65	\$88,104
Desert Springs	9	4.22	\$56,889	10	12.20	\$109,297	11	8.27	\$127,545	11	7.09	\$124,239	19	4.26	\$74,819
Mountain View	10	7.90	\$101,620	32	6.47	\$83,541	29	5.10	\$79,160	45	7.00	\$103,131	37	6.89	\$128,163
North Vista	3	20.33	\$158,619	5	11.40	\$102,439	8	7.63	\$65,322	3	8.00	\$55,470	1	5.00	\$72,534
Southern Hills	9	6.89	\$75,520	15	9.73	\$110,334	4	9.00	\$127,836	2	2.00	\$46,133	2	5.50	\$65,703
Spring Valley	38	5.39	\$73,168	32	4.25	\$72,461	17	5.12	\$93,604	16	4.44	\$92,863	42	5.00	\$96,744
St. Rose-Rose de Lima	11	6.09	\$58,875	10	4.50	\$50,581	5	5.40	\$84,800	6	7.67	\$97,673	10	8.80	\$104,119
St. Rose-San Martin	20	7.50	\$87,500	12	4.42	\$59,233	11	9.73	\$128,874	7	8.71	\$102,242	19	6.68	\$87,200
St. Rose-Siena	46	4.33	\$61,708	39	5.41	\$73,571	38	5.74	\$85,461	22	5.32	\$77,374	35	6.80	\$95,281
Summerlin	118	3.08	\$64,835	106	4.43	\$88,829	125	4.66	\$84,948	86	4.66	\$99,324	146	3.31	\$93,594
Sunrise	139	4.46	\$64,828	141	4.69	\$71,380	120	3.04	\$62,405	108	5.45	\$96,160	116	5.29	\$95,926
UMC	125	5.81	\$57,491	139	5.79	\$55,294	159	4.99	\$58,762	144	4.69	\$49,905	100	6.23	\$67,496
Valley	17	6.88	\$106,059	15	6.20	\$70,868	17	8.59	\$111,155	18	5.72	\$94,373	18	4.61	\$82,944
<b>Total</b>	<b>554</b>	<b>4.92</b>	<b>\$66,495</b>	<b>566</b>	<b>5.37</b>	<b>\$72,586</b>	<b>555</b>	<b>4.93</b>	<b>\$75,368</b>	<b>474</b>	<b>5.29</b>	<b>\$82,227</b>	<b>565</b>	<b>5.15</b>	<b>\$90,726</b>
<b>Washoe</b>															
Carson Tahoe	19	3.89	\$53,418	27	2.93	\$45,588	33	3.12	\$46,807	16	6.06	\$73,150	14	8.14	\$90,978
Northern Nevada	0	0.00	\$0	2	4.00	\$55,109	0	0.00	\$0	0	0.00	\$0	0	0.00	\$0
Renown Regional	46	6.89	\$55,953	54	5.87	\$49,601	49	5.90	\$55,206	51	5.27	\$48,312	48	5.79	\$61,793
Renown S. Meadows	0	0.00	\$0	0	0.00	\$0	0	0.00	\$0	0	0.00	\$0	0	0.00	\$0
Saint Mary's	28	5.36	\$68,806	31	5.39	\$66,898	45	5.60	\$75,641	29	5.97	\$69,673	26	2.12	\$69,158
Sierra Surgery	7	2.29	\$21,730	6	2.50	\$23,815	7	2.71	\$25,109	9	20.89	\$30,565	15	2.67	\$32,460
<b>Total</b>	<b>100</b>	<b>5.57</b>	<b>\$56,675</b>	<b>120</b>	<b>4.88</b>	<b>\$51,969</b>	<b>134</b>	<b>4.95</b>	<b>\$58,428</b>	<b>105</b>	<b>6.92</b>	<b>\$56,476</b>	<b>103</b>	<b>4.73</b>	<b>\$63,347</b>
<b>Rural</b>															
Battle Mountain	0	0.00	\$0	0	0.00	\$0	0	0.00	\$0	0	0.00	\$0	0	0.00	\$0
Boulder City	0	0.00	\$0	0	0.00	\$0	0	0.00	\$0	0	0.00	\$0	0	0.00	\$0
Carson Valley	0	0.00	\$0	0	0.00	\$0	0	0.00	\$0	0	0.00	\$0	0	0.00	\$0
Churchill	0	0.00	\$0	0	0.00	\$0	0	0.00	\$0	0	0.00	\$0	0	0.00	\$0
Desert View	0	0.00	\$0	0	0.00	\$0	0	0.00	\$0	0	0.00	\$0	0	0.00	\$0
Grover C. Dils	0	0.00	\$0	0	0.00	\$0	0	0.00	\$0	0	0.00	\$0	0	0.00	\$0
Humboldt	0	0.00	\$0	0	0.00	\$0	0	0.00	\$0	0	0.00	\$0	0	0.00	\$0
Incline Village	0	0.00	\$0	0	0.00	\$0	0	0.00	\$0	0	0.00	\$0	0	0.00	\$0
Mesa View	1	3.00	\$20,871	0	0.00	\$0	0	0.00	\$0	0	0.00	\$0	0	0.00	\$0
Mount Grant	0	0.00	\$0	0	0.00	\$0	0	0.00	\$0	0	0.00	\$0	0	0.00	\$0
Northeastern	0	0.00	\$0	0	0.00	\$0	0	0.00	\$0	0	0.00	\$0	0	0.00	\$0
Nye	0	0.00	\$0	0	0.00	\$0	0	0.00	\$0	0	0.00	\$0	0	0.00	\$0
Pershing	0	0.00	\$0	0	0.00	\$0	0	0.00	\$0	0	0.00	\$0	0	0.00	\$0
South Lyon	0	0.00	\$0	0	0.00	\$0	0	0.00	\$0	0	0.00	\$0	0	0.00	\$0
William Bee Ririe	0	0.00	\$0	0	0.00	\$0	0	0.00	\$0	0	0.00	\$0	0	0.00	\$0
<b>Total</b>	<b>1</b>	<b>3.00</b>	<b>\$20,871</b>	<b>0</b>	<b>0.00</b>	<b>\$0</b>	<b>0</b>	<b>0.00</b>	<b>\$0</b>	<b>0</b>	<b>0.00</b>	<b>\$0</b>	<b>0</b>	<b>0.00</b>	<b>\$0</b>
<b>All Counties</b>	<b>655</b>	<b>5.02</b>	<b>\$64,926</b>	<b>686</b>	<b>5.29</b>	<b>\$68,979</b>	<b>689</b>	<b>4.93</b>	<b>\$72,073</b>	<b>579</b>	<b>5.59</b>	<b>\$77,557</b>	<b>668</b>	<b>5.09</b>	<b>\$86,505</b>

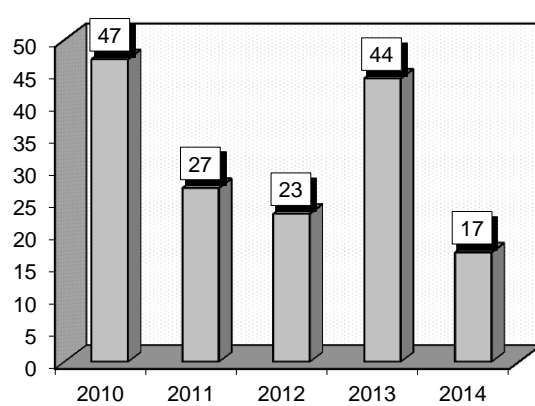
### Prostatectomy (665-667)

**Procedures:** that frequently accompanied Prostatectomy were: 1) Other transurethral prostatectomy (6029), 2) Transurethral clearance of bladder (570), 3) Other transurethral excision or destruction of lesion or tissue of bladder (5749), 4) Other cystoscopy (5732), 5) Transfusion of packed cells (9904).

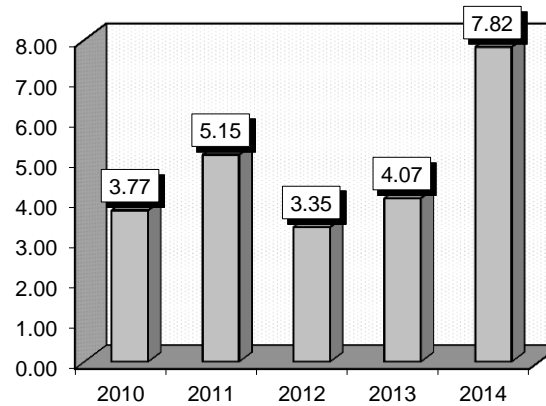
**Definitions: Prostatectomy:** Surgical removal of all or part of the prostate gland. **Percutaneous:** Performed through the skin. **Excision:** Surgical removal by cutting. **Catheterization:** The introduction of a catheter (a hollow flexible tube) into a body cavity or organ to inject or remove a fluid. **Pyelogram:** A radiographic picture of the kidneys and ureters taken after the IV or intraureteral injection of a radiopaque contrast medium. It shows the size and location of the kidneys, the outline of the ureters and bladder, the filling of the renal pelves, the patency of the urinary tract, and any cysts or tumors within the kidneys. **Cystoscopy:** A diagnostic procedure that is used to look at the bladder (lower urinary tract), collect urine samples, and examine the prostate gland. Performed with an optic instrument known as a cystoscope (urethroscope), this instrument uses a lighted tip for guidance to aid in diagnosing urinary tract disease and prostate disease. Performed by a urologist, this surgical test also enables biopsies to be taken or small stones to be removed by way of a hollow channel in the cystoscope. **Ureterostomy:** The creation of a stoma (a new, artificial outlet) for a ureter or kidney. The procedure is performed to divert the flow of urine away from the bladder when the bladder is not functioning or has been removed.

Gender	2010			2011			2012			2013			2014		
	Cases	Avg LOS	Avg Bill	Cases	Avg LOS	Avg Bill	Cases	Avg LOS	Avg Bill	Cases	Avg LOS	Avg Bill	Cases	Avg LOS	Avg Bill
Male	47	3.77	\$35,163	27	5.15	\$65,155	23	3.35	\$45,178	44	4.07	\$51,932	17	7.82	\$90,226
Female	0	0.00	\$0	0	0.00	\$0	0	0.00	\$0	0	0.00	\$0	0	0.00	\$0
Age Group	Cases	Avg LOS	Avg Bill	Cases	Avg LOS	Avg Bill	Cases	Avg LOS	Avg Bill	Cases	Avg LOS	Avg Bill	Cases	Avg LOS	Avg Bill
0-17	0	0.00	\$0	0	0.00	\$0	0	0.00	\$0	0	0.00	\$0	0	0.00	\$0
18-35	0	0.00	\$0	0	0.00	\$0	0	0.00	\$0	1	2.00	\$27,565	0	0.00	\$0
36-49	1	1.00	\$17,065	0	0.00	\$0	0	0.00	\$0	2	4.00	\$43,660	0	0.00	\$0
50-64	5	1.60	\$24,265	4	1.50	\$23,880	1	5.00	\$77,904	5	3.00	\$32,673	4	4.75	\$81,608
65+	41	4.10	\$36,933	23	5.78	\$72,333	22	3.27	\$43,691	36	4.28	\$55,743	13	8.77	\$92,877
<b>Total</b>	<b>47</b>	<b>3.77</b>	<b>\$35,163</b>	<b>27</b>	<b>5.15</b>	<b>\$65,155</b>	<b>23</b>	<b>3.35</b>	<b>\$45,178</b>	<b>44</b>	<b>4.07</b>	<b>\$51,932</b>	<b>17</b>	<b>7.82</b>	<b>\$90,226</b>

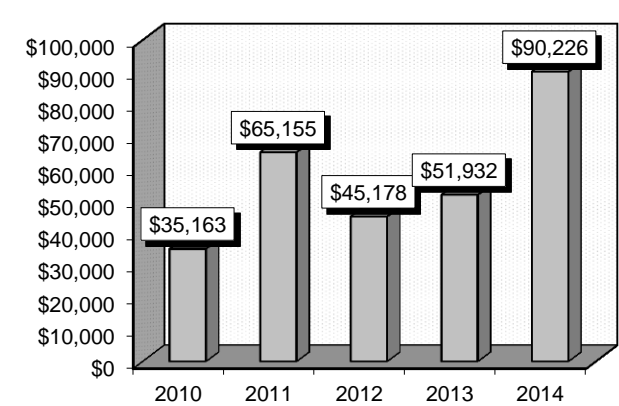
**Patient Discharges**



**Average Length of Stay**



**Average Billed Charges**





County / Hospital	2010			2011			2012			2013			2014		
	Cases	Avg LOS	Avg Bill	Cases	Avg LOS	Avg Bill	Cases	Avg LOS	Avg Bill	Cases	Avg LOS	Avg Bill	Cases	Avg LOS	Avg Bill
<b>Clark</b>															
Centennial Hills	2	2.00	\$29,159	0	0.00	\$0	0	0.00	\$0	1	3.00	\$54,353	1	9.00	\$199,695
Desert Springs	0	0.00	\$0	0	0.00	\$0	1	1.00	\$63,151	0	0.00	\$0	0	0.00	\$0
Mountain View	0	0.00	\$0	4	5.00	\$52,208	2	6.00	\$55,175	3	8.67	\$75,978	3	15.33	\$121,212
North Vista	0	0.00	\$0	0	0.00	\$0	0	0.00	\$0	0	0.00	\$0	0	0.00	\$0
Southern Hills	0	0.00	\$0	0	0.00	\$0	0	0.00	\$0	1	5.00	\$55,344	1	1.00	\$46,520
Spring Valley	6	5.00	\$32,730	2	1.00	\$25,931	1	1.00	\$28,421	2	4.00	\$80,301	1	1.00	\$55,252
St. Rose-Rose de Lima	0	0.00	\$0	0	0.00	\$0	0	0.00	\$0	0	0.00	\$0	0	0.00	\$0
St. Rose-San Martin	0	0.00	\$0	1	2.00	\$37,707	0	0.00	\$0	0	0.00	\$0	0	0.00	\$0
St. Rose-Siena	5	3.40	\$35,909	3	3.67	\$44,267	3	6.00	\$73,180	4	9.75	\$118,250	1	1.00	\$29,627
Summerlin	7	6.57	\$56,475	4	5.50	\$56,122	1	5.00	\$86,938	5	1.60	\$47,127	1	23.00	\$276,928
Sunrise	5	4.20	\$46,265	7	6.43	\$80,494	3	4.33	\$62,569	1	1.00	\$37,765	2	2.50	\$71,296
UMC	2	3.50	\$30,716	2	4.50	\$44,775	3	4.33	\$43,789	4	4.75	\$51,574	4	9.00	\$80,858
Valley	7	2.86	\$33,596	2	13.00	\$203,131	1	1.00	\$29,367	3	7.33	\$74,300	0	0.00	\$0
<b>Total</b>	<b>34</b>	<b>4.26</b>	<b>\$39,926</b>	<b>25</b>	<b>5.48</b>	<b>\$68,598</b>	<b>15</b>	<b>4.27</b>	<b>\$57,123</b>	<b>24</b>	<b>5.46</b>	<b>\$69,743</b>	<b>14</b>	<b>8.71</b>	<b>\$102,692</b>
<b>Washoe</b>															
Carson Tahoe	3	1.33	\$25,102	1	1.00	\$26,800	1	1.00	\$26,298	2	6.00	\$50,153	0	0.00	\$0
Northern Nevada	0	0.00	\$0	0	0.00	\$0	0	0.00	\$0	0	0.00	\$0	0	0.00	\$0
Renown Regional	5	2.40	\$16,364	0	0.00	\$0	5	1.60	\$19,555	3	6.00	\$34,984	1	8.00	\$42,887
Renown S. Meadows	0	0.00	\$0	0	0.00	\$0	0	0.00	\$0	0	0.00	\$0	0	0.00	\$0
Saint Mary's	4	2.75	\$27,883	0	0.00	\$0	2	2.00	\$29,094	15	1.20	\$27,062	2	1.50	\$26,632
Sierra Surgery	0	0.00	\$0	0	0.00	\$0	0	0.00	\$0	0	0.00	\$0	0	0.00	\$0
<b>Total</b>	<b>12</b>	<b>2.25</b>	<b>\$22,388</b>	<b>1</b>	<b>1.00</b>	<b>\$26,800</b>	<b>8</b>	<b>1.63</b>	<b>\$22,783</b>	<b>20</b>	<b>2.40</b>	<b>\$30,559</b>	<b>3</b>	<b>3.67</b>	<b>\$32,050</b>
<b>Rural</b>															
Battle Mountain	0	0.00	\$0	0	0.00	\$0	0	0.00	\$0	0	0.00	\$0	0	0.00	\$0
Boulder City	0	0.00	\$0	0	0.00	\$0	0	0.00	\$0	0	0.00	\$0	0	0.00	\$0
Carson Valley	0	0.00	\$0	0	0.00	\$0	0	0.00	\$0	0	0.00	\$0	0	0.00	\$0
Churchill	0	0.00	\$0	1	1.00	\$17,416	0	0.00	\$0	0	0.00	\$0	0	0.00	\$0
Desert View	0	0.00	\$0	0	0.00	\$0	0	0.00	\$0	0	0.00	\$0	0	0.00	\$0
Grover C. Dils	0	0.00	\$0	0	0.00	\$0	0	0.00	\$0	0	0.00	\$0	0	0.00	\$0
Humboldt	0	0.00	\$0	0	0.00	\$0	0	0.00	\$0	0	0.00	\$0	0	0.00	\$0
Incline Village	0	0.00	\$0	0	0.00	\$0	0	0.00	\$0	0	0.00	\$0	0	0.00	\$0
Mesa View	1	5.00	\$26,489	0	0.00	\$0	0	0.00	\$0	0	0.00	\$0	0	0.00	\$0
Mount Grant	0	0.00	\$0	0	0.00	\$0	0	0.00	\$0	0	0.00	\$0	0	0.00	\$0
Northeastern	0	0.00	\$0	0	0.00	\$0	0	0.00	\$0	0	0.00	\$0	0	0.00	\$0
Nye	0	0.00	\$0	0	0.00	\$0	0	0.00	\$0	0	0.00	\$0	0	0.00	\$0
Pershing	0	0.00	\$0	0	0.00	\$0	0	0.00	\$0	0	0.00	\$0	0	0.00	\$0
South Lyon	0	0.00	\$0	0	0.00	\$0	0	0.00	\$0	0	0.00	\$0	0	0.00	\$0
William Bee Ririe	0	0.00	\$0	0	0.00	\$0	0	0.00	\$0	0	0.00	\$0	0	0.00	\$0
<b>Total</b>	<b>1</b>	<b>5.00</b>	<b>\$26,489</b>	<b>1</b>	<b>1.00</b>	<b>\$17,416</b>	<b>0</b>	<b>0.00</b>	<b>\$0</b>	<b>0</b>	<b>0.00</b>	<b>\$0</b>	<b>0</b>	<b>0.00</b>	<b>\$0</b>
<b>All Counties</b>	<b>47</b>	<b>3.77</b>	<b>\$35,163</b>	<b>27</b>	<b>5.15</b>	<b>\$65,155</b>	<b>23</b>	<b>3.35</b>	<b>\$45,178</b>	<b>44</b>	<b>4.07</b>	<b>\$51,932</b>	<b>17</b>	<b>7.82</b>	<b>\$90,226</b>

### Renal Failure (682-684)

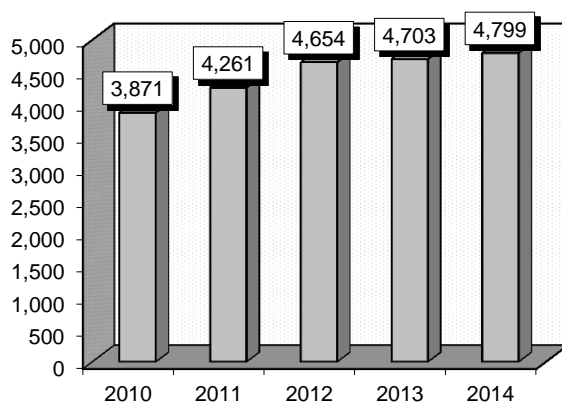
**Diagnoses:** that frequently accompanied Renal Failure were: 1) Hypertensive chronic kidney disease, unspecified, with chronic kidney disease stage V or end stage renal disease (40391), 2) Congestive heart failure, unspecified (4280), 3) Dehydration (27651), 4) Unspecified essential hypertension (4019), 5) Diabetes mellitus without mention of complication, type II or unspecified type, not stated as uncontrolled (25000), 6) Hyperpotassemia (2767), 7) Tobacco use disorder (3051).

**Definitions:** **Dehydration:** Occurs when you use or lose more fluid than you take in, and your body doesn't have enough water and other fluids to carry out its normal functions. **Hypertension:** High blood pressure. **Diabetes mellitus:** A condition in which the pancreas no longer produces enough insulin or cells stop responding to the insulin that is produced, so that glucose in the blood cannot be absorbed into the cells of the body. **Hyperglycemia:** An abnormally high concentration of glucose in the circulating blood, seen especially in patients with diabetes mellitus. **Hyperpotassemia:** An abnormally high potassium concentration in the blood, most often due to defective renal excretion.

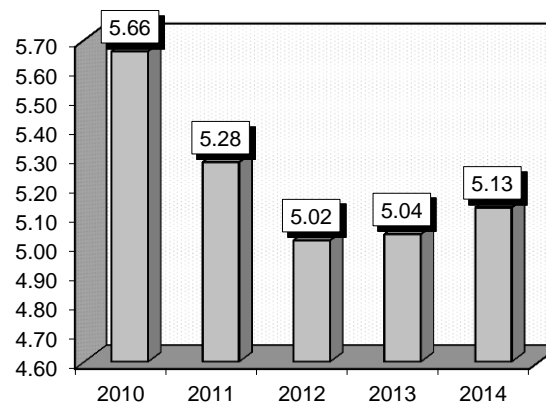
**Comment:** The kidneys are two fist-sized organs located on each side of the spine at the bottom of the rib cage and slightly above the waist. Renal failure is the inability of the kidneys to excrete wastes, concentrate urine and conserve electrolytes. The condition may be acute or chronic. In chronic kidney disease, the kidneys have not stopped working altogether but are not working as well as they should. Acute renal failure occurs when the kidneys stop working over a period of hours, days or in some cases, weeks. When acute renal failure occurs, wastes and excess waste products and excess water build up in the body which upsets the body's normal chemical balance. Substances that are normally needed for the body to function properly become poisonous to the body when they reach abnormally high levels.

Gender	2010			2011			2012			2013			2014		
	Cases	Avg LOS	Avg Bill	Cases	Avg LOS	Avg Bill	Cases	Avg LOS	Avg Bill	Cases	Avg LOS	Avg Bill	Cases	Avg LOS	Avg Bill
Male	2,155	5.79	\$50,567	2,349	5.32	\$53,283	2,586	4.85	\$50,275	2,656	4.95	\$54,938	2,692	5.02	\$59,108
Female	1,716	5.50	\$49,795	1,912	5.24	\$50,400	2,068	5.22	\$52,512	2,047	5.15	\$56,036	2,107	5.27	\$59,978
Age Group	Cases	Avg LOS	Avg Bill	Cases	Avg LOS	Avg Bill	Cases	Avg LOS	Avg Bill	Cases	Avg LOS	Avg Bill	Cases	Avg LOS	Avg Bill
0-17	14	5.21	\$67,794	15	3.47	\$25,003	12	4.17	\$43,637	9	3.00	\$21,006	11	3.82	\$43,921
18-35	230	5.30	\$50,995	239	4.94	\$47,382	271	4.29	\$43,574	296	4.40	\$54,121	274	3.68	\$44,299
36-49	500	5.01	\$47,278	486	4.98	\$47,274	541	4.72	\$46,942	556	4.51	\$50,756	574	5.15	\$53,254
50-64	1,035	5.91	\$50,673	1,162	5.19	\$50,679	1,269	5.10	\$50,501	1,269	5.19	\$56,067	1,279	5.23	\$60,792
65+	2,092	5.74	\$50,505	2,359	5.44	\$54,244	2,561	5.12	\$53,414	2,573	5.15	\$56,372	2,661	5.23	\$61,839
<b>Total</b>	<b>3,871</b>	<b>5.66</b>	<b>\$50,225</b>	<b>4,261</b>	<b>5.28</b>	<b>\$51,989</b>	<b>4,654</b>	<b>5.02</b>	<b>\$51,269</b>	<b>4,703</b>	<b>5.04</b>	<b>\$55,416</b>	<b>4,799</b>	<b>5.13</b>	<b>\$59,490</b>

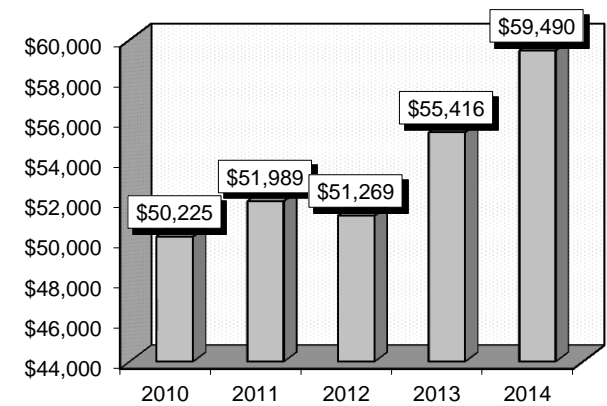
Patient Discharges



Average Length of Stay



Average Billed Charges



County / Hospital	2010			2011			2012			2013			2014		
	Cases	Avg LOS	Avg Bill	Cases	Avg LOS	Avg Bill	Cases	Avg LOS	Avg Bill	Cases	Avg LOS	Avg Bill	Cases	Avg LOS	Avg Bill
<b>Clark</b>															
Centennial Hills	195	4.72	\$44,168	194	4.38	\$51,780	200	4.67	\$60,918	267	4.88	\$69,945	259	4.07	\$65,153
Desert Springs	299	6.47	\$55,426	293	6.41	\$69,030	279	5.71	\$67,725	343	5.64	\$64,712	338	5.37	\$62,395
Mountain View	260	5.56	\$61,593	316	5.78	\$67,684	356	5.07	\$64,791	380	5.88	\$80,702	482	4.96	\$73,510
North Vista	125	6.74	\$66,269	120	7.48	\$73,138	101	5.94	\$51,537	139	5.44	\$48,671	180	5.16	\$46,494
Southern Hills	67	5.37	\$52,458	103	5.83	\$60,170	133	6.11	\$70,268	121	4.80	\$56,603	177	5.18	\$69,696
Spring Valley	184	4.55	\$50,678	182	4.96	\$62,830	190	4.97	\$56,851	203	4.88	\$70,215	236	4.36	\$69,483
St. Rose-Rose de Lima	155	5.02	\$46,947	134	4.34	\$44,263	169	4.82	\$48,255	184	4.14	\$48,314	205	4.34	\$53,645
St. Rose-San Martin	146	5.29	\$49,765	189	5.01	\$45,217	190	4.75	\$46,911	189	4.72	\$52,885	176	4.52	\$50,473
St. Rose-Siena	268	4.63	\$44,362	263	5.42	\$51,516	249	4.65	\$45,468	276	4.34	\$49,735	238	4.90	\$61,885
Summerlin	232	5.20	\$55,461	298	4.67	\$54,858	321	5.06	\$71,112	298	5.07	\$68,951	297	5.24	\$76,386
Sunrise	421	6.76	\$73,639	508	5.53	\$66,585	564	4.93	\$61,322	565	5.35	\$67,881	532	5.08	\$74,781
UMC	395	6.67	\$44,306	372	5.39	\$39,191	398	5.20	\$39,128	458	5.55	\$41,158	370	7.11	\$42,991
Valley	332	5.65	\$59,996	272	5.54	\$63,950	262	5.75	\$67,490	238	6.18	\$74,643	279	6.79	\$89,040
<b>Total</b>	<b>3,079</b>	<b>5.75</b>	<b>\$55,227</b>	<b>3,244</b>	<b>5.43</b>	<b>\$58,027</b>	<b>3,412</b>	<b>5.14</b>	<b>\$58,193</b>	<b>3,661</b>	<b>5.24</b>	<b>\$62,151</b>	<b>3,769</b>	<b>5.24</b>	<b>\$65,887</b>
<b>Washoe</b>															
Carson Tahoe	166	6.19	\$31,871	209	4.77	\$31,595	264	4.46	\$27,751	243	4.95	\$34,463	222	3.79	\$24,771
Northern Nevada	72	3.90	\$32,520	73	4.34	\$44,052	111	3.87	\$37,681	90	3.79	\$34,415	82	3.60	\$46,395
Renown Regional	261	5.37	\$34,877	388	5.49	\$36,288	447	5.60	\$38,632	350	4.77	\$35,929	320	6.78	\$55,572
Renown S. Meadows	41	5.41	\$38,099	45	4.20	\$28,972	74	4.09	\$30,805	37	2.95	\$29,087	47	3.26	\$25,163
Saint Mary's	151	4.44	\$28,303	179	4.91	\$34,546	247	4.24	\$29,560	225	3.76	\$25,521	281	4.08	\$26,303
Sierra Surgery	0	0.00	\$0	0	0.00	\$0	0	0.00	\$0	0	0.00	\$0	0	0.00	\$0
<b>Total</b>	<b>691</b>	<b>5.22</b>	<b>\$32,664</b>	<b>894</b>	<b>5.05</b>	<b>\$35,108</b>	<b>1,143</b>	<b>4.78</b>	<b>\$33,559</b>	<b>945</b>	<b>4.41</b>	<b>\$32,662</b>	<b>952</b>	<b>4.84</b>	<b>\$37,458</b>
<b>Rural</b>															
Battle Mountain	1	4.00	\$5,938	1	4.00	\$10,432	0	0.00	\$0	1	2.00	\$3,280	0	0.00	\$0
Boulder City	2	4.50	\$9,939	2	4.50	\$19,264	4	4.00	\$9,050	6	3.17	\$20,146	4	3.25	\$18,429
Carson Valley	8	3.25	\$17,007	7	3.14	\$22,275	5	1.00	\$6,033	3	2.33	\$13,239	8	3.13	\$18,885
Churchill	15	5.33	\$20,511	18	2.89	\$12,456	26	3.81	\$17,853	21	3.33	\$16,727	8	4.88	\$18,957
Desert View	9	4.56	\$17,379	16	2.44	\$12,864	7	1.57	\$8,378	7	2.57	\$22,702	8	1.63	\$14,486
Grover C. Dils	1	2.00	\$5,087	3	1.67	\$4,096	3	2.00	\$4,492	2	4.00	\$1,382	1	4.00	\$6,458
Humboldt	5	51.20	\$31,711	12	4.42	\$24,163	8	5.75	\$28,109	14	2.79	\$24,210	3	1.33	\$7,483
Incline Village	0	0.00	\$0	0	0.00	\$0	0	0.00	\$0	0	0.00	\$0	0	0.00	\$0
Mesa View	12	2.50	\$9,383	10	2.70	\$12,294	14	2.79	\$12,553	3	3.00	\$11,863	9	2.89	\$13,576
Mount Grant	14	2.64	\$7,567	18	3.28	\$10,588	9	5.11	\$16,141	11	2.64	\$10,244	9	2.89	\$9,473
Northeastern	21	3.86	\$30,448	25	3.28	\$22,206	17	3.41	\$29,147	25	4.48	\$41,144	28	3.21	\$27,758
Nye	5	3.00	\$9,710	4	2.50	\$8,334	3	2.33	\$8,606	0	0.00	\$0	0	0.00	\$0
Pershing	0	0.00	\$0	0	0.00	\$0	0	0.00	\$0	1	4.00	\$10,802	0	0.00	\$0
South Lyon	5	2.00	\$6,547	4	2.75	\$9,295	1	1.00	\$5,998	2	3.00	\$8,535	0	0.00	\$0
William Bee Ririe	3	7.33	\$25,747	3	2.33	\$7,270	2	3.50	\$9,215	1	1.00	\$2,817	0	0.00	\$0
<b>Total</b>	<b>101</b>	<b>6.07</b>	<b>\$17,882</b>	<b>123</b>	<b>3.09</b>	<b>\$15,432</b>	<b>99</b>	<b>3.44</b>	<b>\$17,114</b>	<b>97</b>	<b>3.34</b>	<b>\$22,921</b>	<b>78</b>	<b>3.08</b>	<b>\$19,307</b>
<b>All Counties</b>	<b>3,871</b>	<b>5.66</b>	<b>\$50,225</b>	<b>4,261</b>	<b>5.28</b>	<b>\$51,989</b>	<b>4,654</b>	<b>5.02</b>	<b>\$51,269</b>	<b>4,703</b>	<b>5.04</b>	<b>\$55,416</b>	<b>4,799</b>	<b>5.13</b>	<b>\$59,490</b>

### Admit For Renal Dialysis (685)

**Diagnoses:** that frequently accompanied Admit For Renal Dialysis were: 1) End stage renal disease (5856), 2) Encounter for extracorporeal dialysis (V560), 3) Hypertensive chronic kidney disease, unspecified, with chronic kidney disease stage V or end stage renal disease (40391), 4) Anemia in chronic kidney disease (28521).

**Definitions: Dialysis:** The process of removing waste products and excess fluid from the body. Dialysis is necessary when the kidneys are not able to adequately filter the blood.

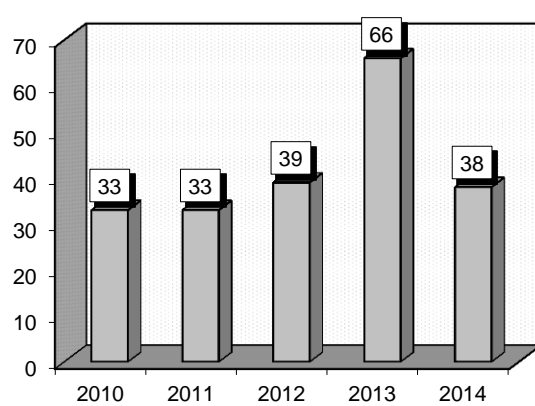
**Hemodialysis:** A method of mechanically cleansing the blood outside of the body, in order to remove various substances that would normally be cleared by the kidneys.

**Perfusion:** The injection of fluid into a blood vessel in order to reach an organ or tissues, usually to supply nutrients and oxygen. **Transfusion:** Transfer of blood or a blood component from one person (donor) to another (recipient).

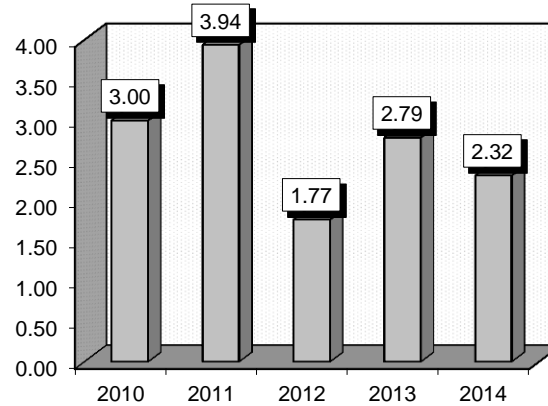
**Comment:** The kidneys are two fist-sized organs located on each side of the spine at the bottom of the rib cage and slightly above the waist. Renal failure is the inability of the kidneys to excrete wastes, concentrate urine and conserve electrolytes. The condition may be acute or chronic. In chronic kidney disease, the kidneys have not stopped working altogether but are not working as well as they should. Acute renal failure occurs when the kidneys stop working over a period of hours, days or in some cases, weeks. When acute renal failure occurs, wastes and excess waste products and excess water build up in the body which upsets the body's normal chemical balance. Substances that are normally needed for the body to function properly become poisonous to the body when they reach abnormally high levels.

Gender	2010			2011			2012			2013			2014		
	Cases	Avg LOS	Avg Bill	Cases	Avg LOS	Avg Bill	Cases	Avg LOS	Avg Bill	Cases	Avg LOS	Avg Bill	Cases	Avg LOS	Avg Bill
Male	16	3.81	\$31,291	12	8.75	\$65,414	24	1.83	\$20,579	40	1.93	\$21,746	18	2.17	\$32,387
Female	17	2.24	\$20,348	21	1.19	\$12,219	15	1.67	\$17,871	26	4.12	\$42,265	20	2.45	\$31,449
Age Group	Cases	Avg LOS	Avg Bill	Cases	Avg LOS	Avg Bill	Cases	Avg LOS	Avg Bill	Cases	Avg LOS	Avg Bill	Cases	Avg LOS	Avg Bill
0-17	0	0.00	\$0	0	0.00	\$0	0	0.00	\$0	0	0.00	\$0	0	0.00	\$0
18-35	6	1.67	\$18,579	13	1.00	\$8,542	9	1.22	\$11,812	8	1.00	\$16,379	4	1.00	\$12,098
36-49	6	2.33	\$19,015	6	1.50	\$18,333	9	1.78	\$17,626	23	1.91	\$21,281	3	1.33	\$16,605
50-64	15	3.67	\$27,157	6	14.50	\$91,137	11	2.09	\$23,546	17	2.59	\$26,220	10	1.90	\$35,829
65+	6	3.33	\$35,609	8	2.63	\$34,213	10	1.90	\$23,802	18	4.89	\$50,137	21	2.90	\$35,973
<b>Total</b>	<b>33</b>	<b>3.00</b>	<b>\$25,653</b>	<b>33</b>	<b>3.94</b>	<b>\$31,563</b>	<b>39</b>	<b>1.77</b>	<b>\$19,538</b>	<b>66</b>	<b>2.79</b>	<b>\$29,829</b>	<b>38</b>	<b>2.32</b>	<b>\$31,893</b>

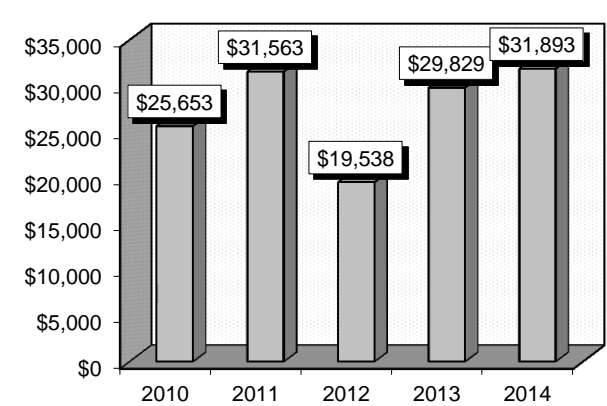
Patient Discharges



Average Length of Stay



Average Billed Charges



County / Hospital	2010			2011			2012			2013			2014		
	Cases	Avg LOS	Avg Bill	Cases	Avg LOS	Avg Bill	Cases	Avg LOS	Avg Bill	Cases	Avg LOS	Avg Bill	Cases	Avg LOS	Avg Bill
<b>Clark</b>															
Centennial Hills	2	1.00	\$19,792	3	2.33	\$21,703	2	2.50	\$27,388	7	1.71	\$20,289	3	2.33	\$41,658
Desert Springs	0	0.00	\$0	1	1.00	\$10,770	3	5.00	\$50,116	20	1.85	\$16,655	8	1.38	\$12,743
Mountain View	2	4.50	\$50,693	4	2.00	\$23,026	1	1.00	\$22,534	6	1.67	\$26,402	0	0.00	\$0
North Vista	0	0.00	\$0	0	0.00	\$0	0	0.00	\$0	0	0.00	\$0	0	0.00	\$0
Southern Hills	2	1.00	\$6,188	4	1.75	\$18,918	3	1.33	\$16,692	0	0.00	\$0	1	2.00	\$16,088
Spring Valley	1	1.00	\$12,268	1	3.00	\$24,496	0	0.00	\$0	0	0.00	\$0	1	4.00	\$58,933
St. Rose-Rose de Lima	7	4.71	\$31,206	4	2.25	\$18,308	7	1.14	\$14,327	7	1.86	\$24,904	3	1.00	\$14,591
St. Rose-San Martin	0	0.00	\$0	0	0.00	\$0	9	1.33	\$16,368	3	4.00	\$34,719	5	3.00	\$45,063
St. Rose-Siena	3	6.00	\$48,367	0	0.00	\$0	2	2.00	\$23,267	2	3.00	\$32,935	2	3.00	\$48,889
Summerlin	9	1.67	\$18,067	0	0.00	\$0	0	0.00	\$0	3	1.33	\$24,995	1	1.00	\$46,748
Sunrise	5	2.80	\$21,466	14	6.64	\$48,129	7	1.14	\$13,253	7	2.14	\$32,601	9	2.11	\$36,752
UMC	0	0.00	\$0	0	0.00	\$0	3	3.00	\$24,143	3	3.67	\$34,743	0	0.00	\$0
Valley	1	1.00	\$7,268	0	0.00	\$0	1	2.00	\$16,693	4	2.75	\$26,342	2	4.50	\$50,290
<b>Total</b>	<b>32</b>	<b>2.97</b>	<b>\$25,199</b>	<b>31</b>	<b>4.13</b>	<b>\$32,748</b>	<b>38</b>	<b>1.79</b>	<b>\$19,836</b>	<b>62</b>	<b>2.11</b>	<b>\$24,043</b>	<b>35</b>	<b>2.20</b>	<b>\$32,768</b>
<b>Washoe</b>															
Carson Tahoe	0	0.00	\$0	0	0.00	\$0	0	0.00	\$0	2	1.50	\$9,380	2	5.00	\$27,420
Northern Nevada	0	0.00	\$0	0	0.00	\$0	0	0.00	\$0	0	0.00	\$0	1	1.00	\$10,206
Renown Regional	1	4.00	\$40,209	2	1.00	\$13,188	0	0.00	\$0	2	25.00	\$229,630	0	0.00	\$0
Renown S. Meadows	0	0.00	\$0	0	0.00	\$0	0	0.00	\$0	0	0.00	\$0	0	0.00	\$0
Saint Mary's	0	0.00	\$0	0	0.00	\$0	1	1.00	\$8,194	0	0.00	\$0	0	0.00	\$0
Sierra Surgery	0	0.00	\$0	0	0.00	\$0	0	0.00	\$0	0	0.00	\$0	0	0.00	\$0
<b>Total</b>	<b>1</b>	<b>4.00</b>	<b>\$40,209</b>	<b>2</b>	<b>1.00</b>	<b>\$13,188</b>	<b>1</b>	<b>1.00</b>	<b>\$8,194</b>	<b>4</b>	<b>13.25</b>	<b>\$119,505</b>	<b>3</b>	<b>3.67</b>	<b>\$21,682</b>
<b>Rural</b>															
Battle Mountain	0	0.00	\$0	0	0.00	\$0	0	0.00	\$0	0	0.00	\$0	0	0.00	\$0
Boulder City	0	0.00	\$0	0	0.00	\$0	0	0.00	\$0	0	0.00	\$0	0	0.00	\$0
Carson Valley	0	0.00	\$0	0	0.00	\$0	0	0.00	\$0	0	0.00	\$0	0	0.00	\$0
Churchill	0	0.00	\$0	0	0.00	\$0	0	0.00	\$0	0	0.00	\$0	0	0.00	\$0
Desert View	0	0.00	\$0	0	0.00	\$0	0	0.00	\$0	0	0.00	\$0	0	0.00	\$0
Grover C. Dils	0	0.00	\$0	0	0.00	\$0	0	0.00	\$0	0	0.00	\$0	0	0.00	\$0
Humboldt	0	0.00	\$0	0	0.00	\$0	0	0.00	\$0	0	0.00	\$0	0	0.00	\$0
Incline Village	0	0.00	\$0	0	0.00	\$0	0	0.00	\$0	0	0.00	\$0	0	0.00	\$0
Mesa View	0	0.00	\$0	0	0.00	\$0	0	0.00	\$0	0	0.00	\$0	0	0.00	\$0
Mount Grant	0	0.00	\$0	0	0.00	\$0	0	0.00	\$0	0	0.00	\$0	0	0.00	\$0
Northeastern	0	0.00	\$0	0	0.00	\$0	0	0.00	\$0	0	0.00	\$0	0	0.00	\$0
Nye	0	0.00	\$0	0	0.00	\$0	0	0.00	\$0	0	0.00	\$0	0	0.00	\$0
Pershing	0	0.00	\$0	0	0.00	\$0	0	0.00	\$0	0	0.00	\$0	0	0.00	\$0
South Lyon	0	0.00	\$0	0	0.00	\$0	0	0.00	\$0	0	0.00	\$0	0	0.00	\$0
William Bee Ririe	0	0.00	\$0	0	0.00	\$0	0	0.00	\$0	0	0.00	\$0	0	0.00	\$0
<b>Total</b>	<b>0</b>	<b>0.00</b>	<b>\$0</b>	<b>0</b>	<b>0.00</b>	<b>\$0</b>	<b>0</b>	<b>0.00</b>	<b>\$0</b>	<b>0</b>	<b>0.00</b>	<b>\$0</b>	<b>0</b>	<b>0.00</b>	<b>\$0</b>
<b>All Counties</b>	<b>33</b>	<b>3.00</b>	<b>\$25,653</b>	<b>33</b>	<b>3.94</b>	<b>\$31,563</b>	<b>39</b>	<b>1.77</b>	<b>\$19,538</b>	<b>66</b>	<b>2.79</b>	<b>\$29,829</b>	<b>38</b>	<b>2.32</b>	<b>\$31,893</b>

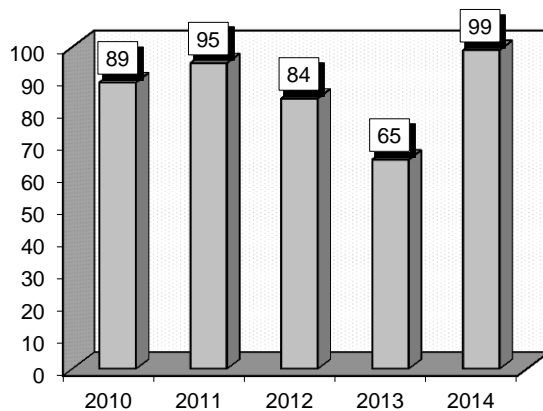
### Kidney & Urinary Tract Neoplasms (686-688)

**Diagnoses:** that frequently accompanied Kidney & Urinary Tract Neoplasms were: 1) Malignant neoplasm of kidney, except pelvis (1890), 2) Malignant neoplasm of bladder, part unspecified (1889), 3) Secondary malignant neoplasm of other urinary organs (1981).

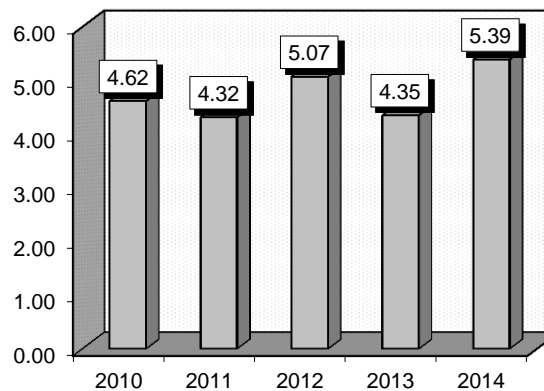
**Definitions:** **Malignant:** Tending to become worse and end in death. **Neoplasm:** An abnormal tissue that grows by cellular proliferation more rapidly than normal and continues to grow after the stimuli that initiated the new growth cease. Neoplasms show partial or complete lack of structural organization and functional coordination with the normal tissue, and usually form a distinct mass of tissue that may be either benign (benign tumor) or malignant (cancer). **Kidney:** Either of the two bean-shaped organs in the lumbar region that filter the blood, excreting the end-products of body metabolism in the form of urine, and regulating the concentrations of hydrogen, sodium, potassium, phosphate, and other ions in the extracellular fluid. **Bladder:** A distensible musculomembranous organ serving as a receptacle for fluid, such as the urinary bladder or gallbladder. **Secondary malignant neoplasm:** Cancerous tumor, or abnormal cell growth which has metastasized (transferred) from one part (or organ) of the body to another organ or part of the body. **Urinary organs:** The organs of the body that produce, store, and discharge urine. These organs include the kidneys, ureters, bladder, and urethra. **Transfusion:** Transfer of blood or a blood component from one person (donor) to another (recipient). **Packed cells:** A preparation of blood cells separated from liquid plasma, often administered in severe anemia to restore adequate levels of hemoglobin and red blood cells without overloading the vascular system with excess fluids. **Needle biopsy:** Any method in which the specimen for biopsy is removed by aspirating it through an appropriate needle or trocar that pierces the skin, or the external surface of an organ, and into the underlying tissue to be examined. **Percutaneous:** Performed through the skin.

Gender	2010			2011			2012			2013			2014		
	Cases	Avg LOS	Avg Bill	Cases	Avg LOS	Avg Bill	Cases	Avg LOS	Avg Bill	Cases	Avg LOS	Avg Bill	Cases	Avg LOS	Avg Bill
Male	62	4.84	\$40,938	65	4.17	\$34,213	54	5.96	\$56,614	43	4.30	\$44,141	60	3.98	\$49,753
Female	27	4.11	\$37,657	30	4.63	\$61,681	30	3.47	\$46,825	22	4.45	\$48,153	39	7.56	\$67,787
Age Group	Cases	Avg LOS	Avg Bill	Cases	Avg LOS	Avg Bill	Cases	Avg LOS	Avg Bill	Cases	Avg LOS	Avg Bill	Cases	Avg LOS	Avg Bill
0-17	1	2.00	\$30,420	0	0.00	\$0	3	2.33	\$26,008	0	0.00	\$0	3	24.00	\$50,087
18-35	1	3.00	\$22,971	6	7.50	\$27,447	3	10.00	\$64,065	0	0.00	\$0	2	18.00	\$146,107
36-49	12	4.08	\$40,800	6	4.67	\$45,922	14	3.36	\$34,122	1	1.00	\$17,658	4	7.75	\$66,837
50-64	26	5.38	\$40,640	31	4.87	\$49,275	28	5.71	\$59,730	21	4.10	\$35,119	31	4.16	\$55,304
65+	49	4.43	\$39,904	52	3.58	\$40,510	36	5.06	\$56,711	43	4.56	\$51,216	59	4.51	\$54,315
<b>Total</b>	<b>89</b>	<b>4.62</b>	<b>\$39,943</b>	<b>95</b>	<b>4.32</b>	<b>\$42,887</b>	<b>84</b>	<b>5.07</b>	<b>\$53,118</b>	<b>65</b>	<b>4.35</b>	<b>\$45,499</b>	<b>99</b>	<b>5.39</b>	<b>\$56,857</b>

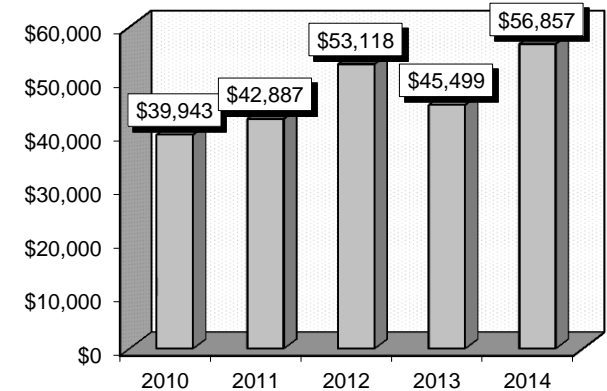
Patient Discharges



Average Length of Stay



Average Billed Charges



County / Hospital	2010			2011			2012			2013			2014		
	Cases	Avg LOS	Avg Bill	Cases	Avg LOS	Avg Bill	Cases	Avg LOS	Avg Bill	Cases	Avg LOS	Avg Bill	Cases	Avg LOS	Avg Bill
<b>Clark</b>															
Centennial Hills	1	1.00	\$13,899	1	8.00	\$72,837	4	2.75	\$39,852	1	8.00	\$95,108	3	3.33	\$52,513
Desert Springs	4	1.75	\$31,187	0	0.00	\$0	5	4.00	\$47,516	2	4.00	\$78,600	7	1.71	\$31,698
Mountain View	9	3.00	\$28,479	6	9.33	\$116,812	5	6.80	\$78,667	5	4.20	\$43,603	8	6.38	\$126,775
North Vista	2	2.00	\$27,275	0	0.00	\$0	0	0.00	\$0	1	1.00	\$10,879	0	0.00	\$0
Southern Hills	1	3.00	\$40,704	2	2.50	\$57,972	2	21.00	\$220,430	2	1.00	\$24,176	0	0.00	\$0
Spring Valley	3	5.33	\$54,763	4	2.50	\$26,585	2	4.00	\$42,627	4	4.25	\$45,123	5	6.20	\$107,049
St. Rose-Rose de Lima	3	5.67	\$55,347	1	1.00	\$13,877	0	0.00	\$0	0	0.00	\$0	0	0.00	\$0
St. Rose-San Martin	2	5.50	\$46,205	8	9.00	\$53,216	2	2.50	\$63,748	0	0.00	\$0	1	1.00	\$56,564
St. Rose-Siena	3	4.33	\$45,339	8	2.63	\$31,143	2	3.00	\$51,474	4	4.75	\$62,128	6	5.83	\$71,010
Summerlin	8	6.50	\$81,561	11	4.82	\$59,678	12	4.42	\$65,386	4	8.00	\$90,170	12	8.75	\$54,251
Sunrise	10	5.00	\$54,525	7	2.00	\$25,997	12	3.92	\$46,429	6	3.67	\$53,145	14	4.64	\$58,656
UMC	14	5.57	\$34,685	17	3.47	\$29,387	16	7.50	\$49,929	9	3.00	\$21,572	10	7.80	\$57,568
Valley	6	6.50	\$46,374	5	3.20	\$47,544	2	4.50	\$68,454	6	3.33	\$46,125	5	3.00	\$46,207
<b>Total</b>	<b>66</b>	<b>4.82</b>	<b>\$45,614</b>	<b>70</b>	<b>4.50</b>	<b>\$46,578</b>	<b>64</b>	<b>5.55</b>	<b>\$59,757</b>	<b>44</b>	<b>4.02</b>	<b>\$47,932</b>	<b>71</b>	<b>5.68</b>	<b>\$66,062</b>
<b>Washoe</b>															
Carson Tahoe	2	2.50	\$27,467	3	3.33	\$23,910	3	3.00	\$32,661	2	3.00	\$25,479	10	5.00	\$34,159
Northern Nevada	0	0.00	\$0	3	2.33	\$41,358	2	7.50	\$76,894	3	2.67	\$30,970	0	0.00	\$0
Renown Regional	10	5.10	\$30,123	9	5.78	\$43,674	10	3.10	\$27,359	10	6.30	\$49,322	6	6.50	\$55,566
Renown S. Meadows	1	1.00	\$14,721	1	4.00	\$30,361	0	0.00	\$0	0	0.00	\$0	0	0.00	\$0
Saint Mary's	6	4.17	\$22,345	4	3.75	\$34,678	1	1.00	\$21,628	4	4.50	\$29,506	7	3.00	\$24,044
Sierra Surgery	0	0.00	\$0	1	1.00	\$4,042	0	0.00	\$0	0	0.00	\$0	0	0.00	\$0
<b>Total</b>	<b>19</b>	<b>4.32</b>	<b>\$26,576</b>	<b>21</b>	<b>4.24</b>	<b>\$36,285</b>	<b>16</b>	<b>3.50</b>	<b>\$34,187</b>	<b>19</b>	<b>5.00</b>	<b>\$39,743</b>	<b>23</b>	<b>4.78</b>	<b>\$36,665</b>
<b>Rural</b>															
Battle Mountain	0	0.00	\$0	0	0.00	\$0	0	0.00	\$0	0	0.00	\$0	0	0.00	\$0
Boulder City	0	0.00	\$0	0	0.00	\$0	0	0.00	\$0	0	0.00	\$0	1	2.00	\$10,269
Carson Valley	0	0.00	\$0	1	1.00	\$5,002	0	0.00	\$0	0	0.00	\$0	0	0.00	\$0
Churchill	1	1.00	\$3,680	0	0.00	\$0	0	0.00	\$0	0	0.00	\$0	2	4.50	\$19,268
Desert View	2	3.50	\$6,134	0	0.00	\$0	1	7.00	\$31,719	2	5.50	\$46,666	1	6.00	\$39,731
Grover C. Dils	0	0.00	\$0	0	0.00	\$0	0	0.00	\$0	0	0.00	\$0	0	0.00	\$0
Humboldt	0	0.00	\$0	1	1.00	\$14,051	3	2.67	\$19,599	0	0.00	\$0	0	0.00	\$0
Incline Village	0	0.00	\$0	0	0.00	\$0	0	0.00	\$0	0	0.00	\$0	0	0.00	\$0
Mesa View	0	0.00	\$0	0	0.00	\$0	0	0.00	\$0	0	0.00	\$0	0	0.00	\$0
Mount Grant	0	0.00	\$0	0	0.00	\$0	0	0.00	\$0	0	0.00	\$0	0	0.00	\$0
Northeastern	1	3.00	\$23,457	2	2.00	\$16,363	0	0.00	\$0	0	0.00	\$0	0	0.00	\$0
Nye	0	0.00	\$0	0	0.00	\$0	0	0.00	\$0	0	0.00	\$0	0	0.00	\$0
Pershing	0	0.00	\$0	0	0.00	\$0	0	0.00	\$0	0	0.00	\$0	0	0.00	\$0
South Lyon	0	0.00	\$0	0	0.00	\$0	0	0.00	\$0	0	0.00	\$0	1	4.00	\$6,640
William Bee Ririe	0	0.00	\$0	0	0.00	\$0	0	0.00	\$0	0	0.00	\$0	0	0.00	\$0
<b>Total</b>	<b>4</b>	<b>2.75</b>	<b>\$9,851</b>	<b>4</b>	<b>1.50</b>	<b>\$12,945</b>	<b>4</b>	<b>3.75</b>	<b>\$22,629</b>	<b>2</b>	<b>5.50</b>	<b>\$46,666</b>	<b>5</b>	<b>4.20</b>	<b>\$19,035</b>
<b>All Counties</b>	<b>89</b>	<b>4.62</b>	<b>\$39,943</b>	<b>95</b>	<b>4.32</b>	<b>\$42,887</b>	<b>84</b>	<b>5.07</b>	<b>\$53,118</b>	<b>65</b>	<b>4.35</b>	<b>\$45,499</b>	<b>99</b>	<b>5.39</b>	<b>\$56,857</b>

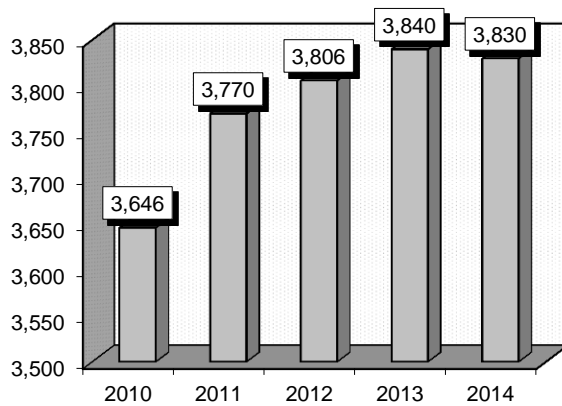
### Kidney And Urinary Tract Infections (689-690)

**Diagnoses:** that frequently accompanied Kidney And Urinary Tract Infections were: 1) Urinary tract infection, site not specified (5990), 2) Unspecified essential hypertension (4019), 3) Other and unspecified hyperlipidemia (2724), 4) Diabetes mellitus without mention of complication, type II or unspecified type, not stated as uncontrolled (25000), 5) Hypopotassemia (2768), 6) Acute pyelonephritis with lesion of renal medullary necrosis (59011), 7) Tobacco use disorder (3051).

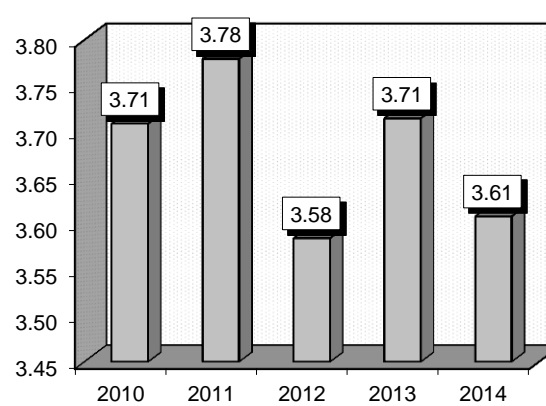
**Definitions:** **Urinary tract:** All organs and ducts involved in the secretion and elimination of urine from the body. Also called urinary system. **Hyperpotassemia:** An abnormally high potassium concentration in the blood, most often due to defective renal excretion. **Kidney:** Either of the two bean-shaped organs in the lumbar region that filter the blood, excreting the end-products of body metabolism in the form of urine, and regulating the concentrations of hydrogen, sodium, potassium, phosphate, and other ions in the extracellular fluid. **Bladder:** A distensible musculomembranous organ serving as a receptacle for fluid, such as the urinary bladder or gallbladder. **Urethra:** The canal leading from the bladder, discharging the urine externally. **Pyelonephritis:** Inflammation of the kidney and its pelvis due to bacterial infection. **Diabetes mellitus:** A condition in which the pancreas no longer produces enough insulin or cells stop responding to the insulin that is produced, so that glucose in the blood cannot be absorbed into the cells of the body. **Lesion:** Any abnormal change involving any tissue or organ due to disease or injury. **Renal:** Relating to, involving, affecting, or located in the region of the kidneys. **Medullary:** Referring to or resembling the medulla or centre of a tissue, especially the bone marrow. **Necrosis:** Death of cells or tissues through injury or disease, especially in a localized area of the body. **Abscess:** An enclosed collection of liquefied tissue, known as pus, somewhere in the body.

Gender	2010			2011			2012			2013			2014		
	Cases	Avg LOS	Avg Bill	Cases	Avg LOS	Avg Bill	Cases	Avg LOS	Avg Bill	Cases	Avg LOS	Avg Bill	Cases	Avg LOS	Avg Bill
Male	1,031	4.08	\$31,230	1,048	4.23	\$34,471	1,042	3.94	\$34,065	1,044	4.01	\$35,669	1,072	3.91	\$38,476
Female	2,615	3.56	\$26,768	2,722	3.61	\$29,049	2,764	3.45	\$30,814	2,796	3.61	\$32,413	2,758	3.49	\$34,718
Age Group	Cases	Avg LOS	Avg Bill	Cases	Avg LOS	Avg Bill	Cases	Avg LOS	Avg Bill	Cases	Avg LOS	Avg Bill	Cases	Avg LOS	Avg Bill
0-17	302	2.90	\$15,027	265	2.85	\$16,671	268	2.61	\$15,539	254	2.87	\$17,829	274	3.00	\$21,421
18-35	459	3.03	\$24,550	473	2.95	\$25,144	438	2.60	\$23,943	483	2.86	\$27,791	493	2.76	\$29,817
36-49	424	3.79	\$28,892	410	3.47	\$29,718	416	3.39	\$32,190	405	3.09	\$29,933	390	3.40	\$39,703
50-64	546	4.05	\$32,280	628	4.10	\$36,102	620	3.83	\$33,354	644	3.92	\$37,531	606	4.05	\$39,743
65+	1,915	3.88	\$29,511	1,994	4.06	\$32,111	2,064	3.89	\$34,856	2,054	4.08	\$35,843	2,067	3.80	\$37,185
<b>Total</b>	<b>3,646</b>	<b>3.71</b>	<b>\$28,030</b>	<b>3,770</b>	<b>3.78</b>	<b>\$30,556</b>	<b>3,806</b>	<b>3.58</b>	<b>\$31,704</b>	<b>3,840</b>	<b>3.71</b>	<b>\$33,298</b>	<b>3,830</b>	<b>3.61</b>	<b>\$35,770</b>

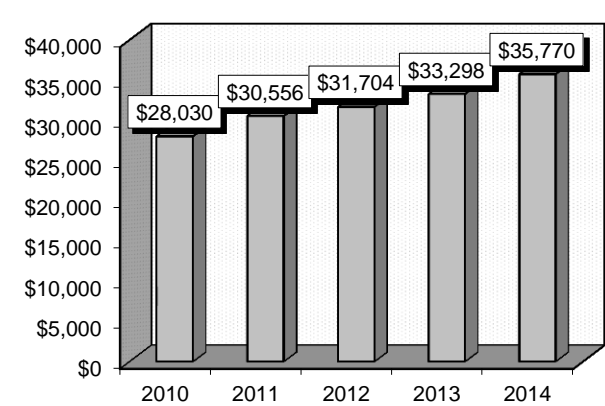
**Patient Discharges**



**Average Length of Stay**



**Average Billed Charges**





County / Hospital	2010			2011			2012			2013			2014		
	Cases	Avg LOS	Avg Bill	Cases	Avg LOS	Avg Bill	Cases	Avg LOS	Avg Bill	Cases	Avg LOS	Avg Bill	Cases	Avg LOS	Avg Bill
<b>Clark</b>															
Centennial Hills	97	4.24	\$33,977	139	4.19	\$38,316	118	3.38	\$44,883	126	3.48	\$47,427	120	2.73	\$41,629
Desert Springs	186	5.11	\$41,662	141	4.53	\$39,159	155	4.17	\$41,415	161	3.91	\$46,143	206	4.11	\$45,218
Mountain View	268	3.63	\$34,967	311	3.58	\$39,460	302	4.12	\$47,040	295	3.89	\$47,592	305	3.58	\$48,048
North Vista	97	4.49	\$35,358	118	4.31	\$34,860	94	4.93	\$34,984	96	4.27	\$30,837	76	4.66	\$34,357
Southern Hills	78	3.49	\$31,583	90	3.88	\$38,941	107	3.49	\$35,352	88	3.33	\$35,811	126	3.12	\$36,174
Spring Valley	138	3.91	\$34,565	202	3.33	\$35,419	155	4.05	\$44,628	198	3.26	\$41,241	149	3.45	\$55,047
St. Rose-Rose de Lima	124	3.71	\$33,258	109	3.39	\$30,822	85	3.64	\$34,827	102	3.15	\$36,784	103	3.13	\$39,653
St. Rose-San Martin	147	3.30	\$29,979	169	3.32	\$30,495	146	3.67	\$32,914	148	3.71	\$35,433	154	3.46	\$39,212
St. Rose-Siena	200	3.56	\$31,226	175	3.91	\$34,671	175	3.61	\$33,318	155	3.60	\$38,584	178	4.25	\$49,362
Summerlin	237	3.13	\$25,917	226	3.95	\$41,333	202	4.35	\$49,131	200	3.85	\$43,379	221	3.82	\$45,834
Sunrise	295	3.76	\$33,636	284	3.65	\$37,736	329	3.02	\$34,950	351	3.38	\$40,525	418	3.30	\$41,386
UMC	312	3.02	\$21,816	368	3.27	\$21,944	385	3.34	\$24,241	374	3.16	\$21,123	306	3.61	\$24,337
Valley	255	3.72	\$37,086	184	4.30	\$40,509	216	3.69	\$42,728	189	4.31	\$52,647	158	4.32	\$57,506
<b>Total</b>	<b>2,434</b>	<b>3.69</b>	<b>\$32,122</b>	<b>2,516</b>	<b>3.74</b>	<b>\$35,000</b>	<b>2,469</b>	<b>3.72</b>	<b>\$37,866</b>	<b>2,483</b>	<b>3.60</b>	<b>\$39,246</b>	<b>2,520</b>	<b>3.63</b>	<b>\$42,543</b>
<b>Washoe</b>															
Carson Tahoe	164	3.63	\$19,315	180	3.37	\$20,147	221	3.21	\$19,796	202	3.24	\$21,005	176	3.46	\$20,623
Northern Nevada	72	3.54	\$23,106	64	3.94	\$29,424	52	2.60	\$26,461	36	2.25	\$25,828	39	2.74	\$27,490
Renown Regional	406	4.57	\$25,515	493	4.53	\$26,034	518	3.52	\$23,162	516	3.95	\$26,390	452	4.03	\$27,085
Renown S. Meadows	87	2.89	\$19,771	74	3.22	\$22,258	94	2.64	\$19,955	112	2.76	\$20,345	95	2.78	\$20,176
Saint Mary's	168	3.59	\$19,171	146	3.77	\$22,195	138	4.12	\$23,238	162	6.37	\$20,677	149	3.15	\$18,466
Sierra Surgery	0	0.00	\$0	0	0.00	\$0	0	0.00	\$0	0	0.00	\$0	0	0.00	\$0
<b>Total</b>	<b>897</b>	<b>3.97</b>	<b>\$22,443</b>	<b>957</b>	<b>4.06</b>	<b>\$24,276</b>	<b>1,023</b>	<b>3.41</b>	<b>\$22,318</b>	<b>1,028</b>	<b>4.00</b>	<b>\$23,753</b>	<b>911</b>	<b>3.59</b>	<b>\$23,724</b>
<b>Rural</b>															
Battle Mountain	0	0.00	\$0	2	3.00	\$3,723	1	5.00	\$9,639	2	1.50	\$4,883	0	0.00	\$0
Boulder City	26	3.73	\$7,746	34	3.41	\$7,318	17	4.00	\$10,238	29	4.45	\$14,633	36	4.03	\$17,535
Carson Valley	22	2.68	\$14,389	11	2.55	\$17,763	15	2.07	\$14,679	21	2.67	\$14,860	20	2.30	\$13,285
Churchill	79	3.72	\$14,909	74	4.30	\$17,077	80	3.79	\$16,731	63	4.56	\$18,843	60	4.48	\$20,583
Desert View	31	2.68	\$11,986	31	3.10	\$12,720	40	2.53	\$12,765	52	3.94	\$22,682	133	3.41	\$22,279
Grover C. Dils	6	3.17	\$6,834	4	3.75	\$9,846	6	3.67	\$10,744	5	3.00	\$3,918	3	2.33	\$2,222
Humboldt	11	1.82	\$5,941	10	1.90	\$9,289	20	3.35	\$14,442	17	3.65	\$15,698	14	5.57	\$29,283
Incline Village	0	0.00	\$0	1	4.00	\$13,886	2	3.50	\$15,407	2	1.00	\$13,497	1	5.00	\$25,997
Mesa View	37	2.43	\$10,052	31	2.87	\$12,783	17	2.47	\$11,448	22	2.73	\$12,012	29	2.41	\$11,882
Mount Grant	20	2.95	\$7,686	27	2.56	\$7,321	29	3.17	\$9,517	17	3.71	\$11,598	8	2.63	\$8,748
Northeastern	42	2.83	\$17,961	33	2.94	\$20,525	45	2.71	\$18,268	81	3.10	\$23,076	77	3.34	\$26,632
Nye	1	2.00	\$9,253	3	1.00	\$6,317	6	2.83	\$11,237	0	0.00	\$0	0	0.00	\$0
Pershing	2	3.50	\$9,978	4	3.00	\$10,113	4	2.00	\$5,712	3	2.67	\$6,222	4	2.50	\$7,197
South Lyon	20	2.75	\$7,419	14	3.07	\$10,147	14	2.93	\$7,650	8	3.50	\$7,619	9	2.78	\$9,790
William Bee Ririe	18	4.44	\$13,845	18	2.56	\$9,773	18	2.72	\$11,996	7	5.43	\$23,115	5	2.60	\$12,137
<b>Total</b>	<b>315</b>	<b>3.12</b>	<b>\$12,319</b>	<b>297</b>	<b>3.24</b>	<b>\$13,146</b>	<b>314</b>	<b>3.11</b>	<b>\$13,831</b>	<b>329</b>	<b>3.67</b>	<b>\$18,232</b>	<b>399</b>	<b>3.51</b>	<b>\$20,502</b>
<b>All Counties</b>	<b>3,646</b>	<b>3.71</b>	<b>\$28,030</b>	<b>3,770</b>	<b>3.78</b>	<b>\$30,556</b>	<b>3,806</b>	<b>3.58</b>	<b>\$31,704</b>	<b>3,840</b>	<b>3.71</b>	<b>\$33,298</b>	<b>3,830</b>	<b>3.61</b>	<b>\$35,770</b>

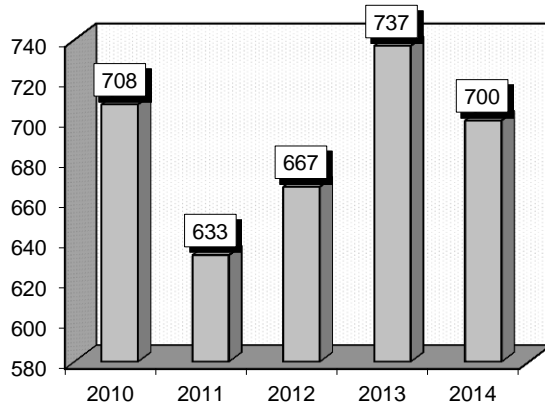
### Urinary Stones (691-694)

**Diagnoses:** that frequently accompanied Urinary Stones were: 1) Calculus of ureter (5921), 2) Calculus of kidney (5920), 3) Tobacco use disorder (3051), 4) Hydronephrosis (591), 5) Diabetes mellitus without mention of complication, type II or unspecified type, not stated as uncontrolled (25000), 6) Leukocytosis, unspecified (28860), 7) Pyelonephritis, unspecified (59080).

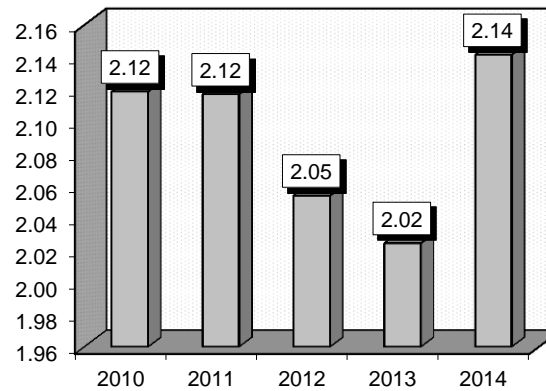
**Definitions:** **Calculus:** An abnormal concretion in the body, usually formed of mineral salts and most commonly found in the gallbladder, kidney, or urinary bladder. Also called stone. **Ureter:** The tube that carries urine from the kidney to the bladder, with each kidney having one ureter. **Kidney:** Either of the two bean-shaped organs in the lumbar region that filter the blood, excreting the end-products of body metabolism in the form of urine, and regulating the concentrations of hydrogen, sodium, potassium, phosphate, and other ions in the extracellular fluid. **Bladder:** A distensible musculomembranous organ serving as a receptacle for fluid, such as the urinary bladder or gallbladder. **Urethra:** The canal leading from the bladder, discharging the urine externally. **Extracorporeal shockwave lithotripsy (ESWL):** Uses highly focused impulses projected and focused from outside the body to pulverize kidney stones anywhere in the urinary system. The stone usually is reduced to sand-like granules that can be passed in the patient's urine. **Ultrasonic lithotripsy:** Uses high frequency sound waves delivered through an electronic probe inserted into the ureter to break up the kidney stone. The fragments are passed by the patient or removed surgically. **Pyeloscopy:** Fluoroscopic observation of the pelvis and calyces of the kidney and the ureter, after the injection through the ureter of a radiopaque solution.

Gender	2010			2011			2012			2013			2014		
	Cases	Avg LOS	Avg Bill	Cases	Avg LOS	Avg Bill	Cases	Avg LOS	Avg Bill	Cases	Avg LOS	Avg Bill	Cases	Avg LOS	Avg Bill
Male	370	2.12	\$25,345	312	1.94	\$25,868	346	2.09	\$25,881	352	1.99	\$27,334	326	2.01	\$32,021
Female	338	2.12	\$25,274	321	2.29	\$25,993	321	2.01	\$26,129	385	2.05	\$29,039	374	2.26	\$33,093
Age Group	Cases	Avg LOS	Avg Bill	Cases	Avg LOS	Avg Bill	Cases	Avg LOS	Avg Bill	Cases	Avg LOS	Avg Bill	Cases	Avg LOS	Avg Bill
0-17	11	1.91	\$16,484	17	2.00	\$17,997	21	1.57	\$15,664	29	1.55	\$20,941	23	1.43	\$22,873
18-35	119	1.92	\$20,837	104	1.89	\$23,017	87	1.94	\$21,577	142	1.75	\$25,590	114	2.04	\$30,219
36-49	181	1.85	\$22,019	164	1.88	\$22,132	160	1.84	\$23,217	147	1.69	\$23,171	178	1.87	\$28,082
50-64	223	2.30	\$28,112	192	2.06	\$26,475	213	1.73	\$24,960	222	2.10	\$27,899	201	2.17	\$35,089
65+	174	2.32	\$28,763	156	2.60	\$32,064	186	2.71	\$32,823	197	2.45	\$35,335	184	2.53	\$36,918
<b>Total</b>	<b>708</b>	<b>2.12</b>	<b>\$25,311</b>	<b>633</b>	<b>2.12</b>	<b>\$25,931</b>	<b>667</b>	<b>2.05</b>	<b>\$26,001</b>	<b>737</b>	<b>2.02</b>	<b>\$28,225</b>	<b>700</b>	<b>2.14</b>	<b>\$32,594</b>

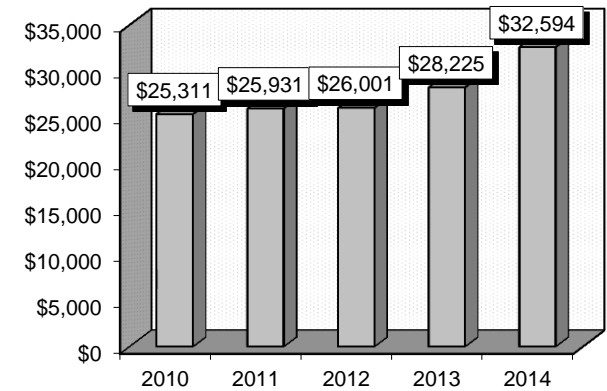
**Patient Discharges**



**Average Length of Stay**



**Average Billed Charges**



County / Hospital	2010			2011			2012			2013			2014		
	Cases	Avg LOS	Avg Bill	Cases	Avg LOS	Avg Bill	Cases	Avg LOS	Avg Bill	Cases	Avg LOS	Avg Bill	Cases	Avg LOS	Avg Bill
<b>Clark</b>															
Centennial Hills	32	2.03	\$26,285	28	2.36	\$32,260	32	2.03	\$32,846	34	1.56	\$38,194	41	1.63	\$34,411
Desert Springs	30	2.07	\$26,191	16	1.94	\$23,101	9	1.56	\$28,414	8	2.50	\$41,370	40	1.55	\$34,927
Mountain View	44	2.02	\$26,755	27	3.00	\$39,123	39	2.38	\$32,603	30	2.60	\$39,299	25	2.52	\$43,488
North Vista	4	2.00	\$19,378	2	1.50	\$17,162	3	1.00	\$12,893	3	1.33	\$15,859	2	1.00	\$17,364
Southern Hills	21	2.14	\$26,742	15	1.33	\$17,232	21	1.33	\$20,465	13	1.15	\$21,633	5	2.20	\$50,984
Spring Valley	33	2.12	\$28,462	39	1.85	\$31,153	32	2.81	\$36,483	25	2.88	\$36,539	32	2.22	\$48,184
St. Rose-Rose de Lima	13	2.69	\$27,594	17	1.94	\$21,604	5	2.40	\$27,867	7	2.43	\$27,114	8	1.50	\$30,717
St. Rose-San Martin	26	2.46	\$25,308	15	2.47	\$26,439	9	2.11	\$26,297	10	1.90	\$34,122	14	2.79	\$37,285
St. Rose-Siena	28	1.93	\$26,341	32	2.34	\$30,498	21	1.52	\$25,337	18	1.44	\$25,951	23	2.70	\$38,599
Summerlin	81	2.15	\$30,155	57	1.81	\$32,278	59	2.51	\$41,450	95	2.64	\$48,070	71	1.77	\$44,299
Sunrise	128	1.87	\$22,997	103	1.88	\$25,541	81	1.93	\$30,314	114	1.63	\$29,926	145	2.00	\$36,283
UMC	106	1.99	\$23,257	149	1.97	\$20,171	189	2.09	\$20,345	206	2.04	\$18,411	147	2.31	\$22,516
Valley	43	2.72	\$33,740	13	4.08	\$60,465	16	2.13	\$33,917	17	1.82	\$34,365	19	3.79	\$48,671
<b>Total</b>	<b>589</b>	<b>2.09</b>	<b>\$26,212</b>	<b>513</b>	<b>2.07</b>	<b>\$26,976</b>	<b>516</b>	<b>2.11</b>	<b>\$27,928</b>	<b>580</b>	<b>2.06</b>	<b>\$30,007</b>	<b>572</b>	<b>2.13</b>	<b>\$35,006</b>
<b>Washoe</b>															
Carson Tahoe	22	2.18	\$26,312	28	1.89	\$18,760	34	1.68	\$17,267	18	1.56	\$22,139	11	2.00	\$23,284
Northern Nevada	13	3.38	\$43,176	15	1.40	\$26,505	4	2.00	\$32,404	1	1.00	\$10,005	0	0.00	\$0
Renown Regional	38	1.84	\$18,822	48	3.04	\$24,578	59	1.98	\$20,181	75	1.84	\$21,645	62	2.21	\$22,838
Renown S. Meadows	2	1.50	\$21,392	1	1.00	\$7,237	3	1.67	\$20,721	4	1.75	\$25,908	1	2.00	\$14,039
Saint Mary's	15	2.53	\$17,097	10	1.50	\$20,020	30	1.80	\$22,856	39	2.46	\$26,203	38	2.21	\$21,679
Sierra Surgery	0	0.00	\$0	0	0.00	\$0	0	0.00	\$0	0	0.00	\$0	0	0.00	\$0
<b>Total</b>	<b>90</b>	<b>2.26</b>	<b>\$23,940</b>	<b>102</b>	<b>2.31</b>	<b>\$22,647</b>	<b>130</b>	<b>1.85</b>	<b>\$20,425</b>	<b>137</b>	<b>1.97</b>	<b>\$23,047</b>	<b>112</b>	<b>2.19</b>	<b>\$22,410</b>
<b>Rural</b>															
Battle Mountain	0	0.00	\$0	0	0.00	\$0	0	0.00	\$0	0	0.00	\$0	0	0.00	\$0
Boulder City	2	2.00	\$12,145	0	0.00	\$0	2	1.50	\$17,385	0	0.00	\$0	0	0.00	\$0
Carson Valley	0	0.00	\$0	0	0.00	\$0	0	0.00	\$0	0	0.00	\$0	1	2.00	\$10,297
Churchill	3	1.33	\$8,666	2	3.00	\$19,593	5	1.20	\$9,238	1	1.00	\$5,315	0	0.00	\$0
Desert View	2	1.50	\$6,518	2	2.00	\$14,908	3	1.33	\$7,426	6	1.67	\$9,244	3	3.33	\$23,909
Grover C. Dils	0	0.00	\$0	0	0.00	\$0	0	0.00	\$0	1	1.00	\$1,910	1	2.00	\$6,630
Humboldt	3	2.33	\$8,898	0	0.00	\$0	1	1.00	\$3,180	0	0.00	\$0	2	2.00	\$7,666
Incline Village	0	0.00	\$0	0	0.00	\$0	0	0.00	\$0	0	0.00	\$0	0	0.00	\$0
Mesa View	7	1.86	\$8,537	0	0.00	\$0	0	0.00	\$0	0	0.00	\$0	0	0.00	\$0
Mount Grant	3	1.67	\$6,532	4	1.75	\$5,997	3	4.00	\$12,815	2	2.00	\$5,422	1	2.00	\$10,522
Northeastern	5	2.80	\$21,004	6	3.00	\$21,634	5	2.20	\$19,941	8	1.38	\$19,880	5	1.80	\$20,808
Nye	1	3.00	\$8,979	0	0.00	\$0	0	0.00	\$0	0	0.00	\$0	0	0.00	\$0
Pershing	0	0.00	\$0	0	0.00	\$0	0	0.00	\$0	1	1.00	\$3,354	0	0.00	\$0
South Lyon	0	0.00	\$0	0	0.00	\$0	0	0.00	\$0	1	1.00	\$4,431	1	4.00	\$13,423
William Bee Ririe	3	3.67	\$14,414	4	1.75	\$10,711	2	1.50	\$15,782	0	0.00	\$0	2	2.50	\$25,234
<b>Total</b>	<b>29</b>	<b>2.21</b>	<b>\$11,263</b>	<b>18</b>	<b>2.33</b>	<b>\$14,758</b>	<b>21</b>	<b>1.90</b>	<b>\$13,149</b>	<b>20</b>	<b>1.45</b>	<b>\$12,018</b>	<b>16</b>	<b>2.38</b>	<b>\$17,652</b>
<b>All Counties</b>	<b>708</b>	<b>2.12</b>	<b>\$25,311</b>	<b>633</b>	<b>2.12</b>	<b>\$25,931</b>	<b>667</b>	<b>2.05</b>	<b>\$26,001</b>	<b>737</b>	<b>2.02</b>	<b>\$28,225</b>	<b>700</b>	<b>2.14</b>	<b>\$32,594</b>

### Cesarean Section With Complications (765)

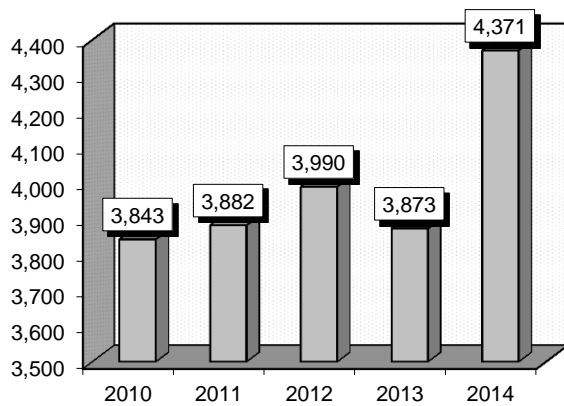
**Procedures:** that frequently accompanied Cesarean Section With Complications were: 1) Low cervical cesarean section (741), 2) Application or administration of an adhesion barrier substance (9977), 3) Medical induction of labor (734), 4) Other bilateral ligation and division of fallopian tubes (6632), 5) Administration of diphtheria-tetanus-pertussis, combined (9939), 6) Other bilateral destruction or occlusion of fallopian tubes (6639), 7) Other vacuum extraction (7279), 8) Other fetal monitoring (7534), 9) Other artificial rupture of membranes (7309), 10) Transfusion of packed cells (9904).

**Definitions:** **Antepartum:** Occurring in the period before childbirth. **Cesarean section:** A surgical procedure in which incisions are made through a woman's abdomen and uterus to deliver her baby. **Fallopian tube:** Either of the pair of tubes that carry the eggs from the ovary to the uterus called also uterine tube. **Peritoneum:** The serous membrane lining the cavity of the abdomen and covering the abdominal organs. **Adhesiolysis:** Severing of adhesive band(s); done by laparoscopy or laparotomy.

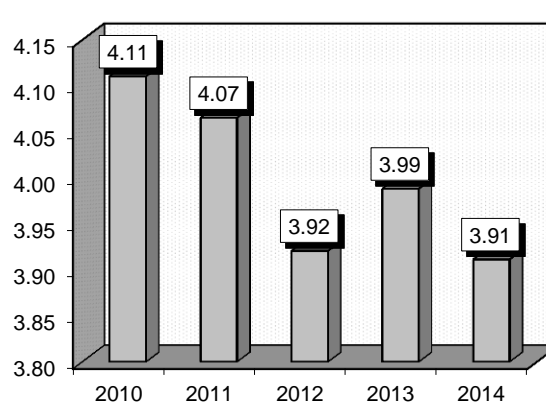
**Comment:** Common diagnoses associated with this procedure (listed in order of frequency) were: Mother had a previous cesarean delivery (65421), anemia (2859), abnormality in fetal heart rate or rhythm (65971), early onset of delivery (64421), advanced maternal age (65961), sterilization (V252).

Gender	2010			2011			2012			2013			2014		
	Cases	Avg LOS	Avg Bill	Cases	Avg LOS	Avg Bill	Cases	Avg LOS	Avg Bill	Cases	Avg LOS	Avg Bill	Cases	Avg LOS	Avg Bill
Male	0	0.00	\$0	0	0.00	\$0	0	0.00	\$0	0	0.00	\$0	0	0.00	\$0
Female	3,843	4.11	\$26,983	3,882	4.07	\$28,965	3,990	3.92	\$30,329	3,873	3.99	\$32,863	4,371	3.91	\$34,831
Age Group	Cases	Avg LOS	Avg Bill	Cases	Avg LOS	Avg Bill	Cases	Avg LOS	Avg Bill	Cases	Avg LOS	Avg Bill	Cases	Avg LOS	Avg Bill
0-17	53	3.40	\$23,033	43	3.81	\$26,816	33	3.88	\$28,487	30	3.57	\$31,025	25	4.88	\$46,178
18-35	3,052	4.10	\$26,330	3,021	4.04	\$28,715	3,077	3.86	\$30,011	3,017	3.99	\$32,511	3,390	3.86	\$34,664
36-49	736	4.20	\$29,969	817	4.16	\$29,991	877	4.14	\$31,520	826	4.00	\$34,216	952	4.07	\$35,157
50-64	2	5.50	\$29,926	1	3.00	\$35,761	3	4.33	\$29,019	0	0.00	\$0	4	4.00	\$27,757
65+	0	0.00	\$0	0	0.00	\$0	0	0.00	\$0	0	0.00	\$0	0	0.00	\$0
<b>Total</b>	<b>3,843</b>	<b>4.11</b>	<b>\$26,983</b>	<b>3,882</b>	<b>4.07</b>	<b>\$28,965</b>	<b>3,990</b>	<b>3.92</b>	<b>\$30,329</b>	<b>3,873</b>	<b>3.99</b>	<b>\$32,863</b>	<b>4,371</b>	<b>3.91</b>	<b>\$34,831</b>

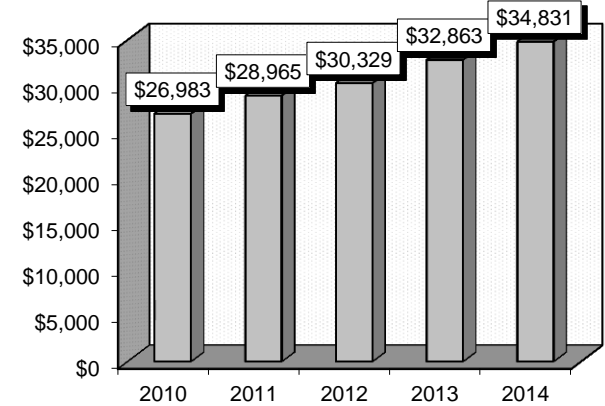
Patient Discharges



Average Length of Stay



Average Billed Charges



County / Hospital	2010			2011			2012			2013			2014		
	Cases	Avg LOS	Avg Bill	Cases	Avg LOS	Avg Bill	Cases	Avg LOS	Avg Bill	Cases	Avg LOS	Avg Bill	Cases	Avg LOS	Avg Bill
<b>Clark</b>															
Centennial Hills	150	3.25	\$23,408	129	3.26	\$29,577	161	3.14	\$32,389	203	3.20	\$34,276	206	3.39	\$39,961
Desert Springs	0	0.00	\$0	0	0.00	\$0	0	0.00	\$0	0	0.00	\$0	0	0.00	\$0
Mountain View	156	3.51	\$20,198	151	3.06	\$21,764	172	3.20	\$25,319	171	3.08	\$26,691	247	3.04	\$30,786
North Vista	1	2.00	\$24,676	0	0.00	\$0	0	0.00	\$0	0	0.00	\$0	1	1.00	\$30,048
Southern Hills	211	3.32	\$22,946	243	3.44	\$25,723	232	3.47	\$27,041	185	3.28	\$27,341	239	3.27	\$30,067
Spring Valley	289	3.62	\$29,282	357	3.84	\$33,383	396	3.81	\$36,175	433	4.38	\$41,924	489	4.07	\$44,420
St. Rose-Rose de Lima	17	2.71	\$22,190	0	0.00	\$0	0	0.00	\$0	0	0.00	\$0	0	0.00	\$0
St. Rose-San Martin	77	3.58	\$28,415	97	3.06	\$30,113	84	3.17	\$30,340	90	3.26	\$33,278	99	3.15	\$33,516
St. Rose-Siena	438	4.38	\$32,596	456	3.95	\$32,505	451	3.83	\$33,373	434	3.44	\$33,460	470	3.64	\$36,926
Summerlin	466	4.89	\$33,295	522	4.99	\$38,006	536	5.00	\$39,223	564	4.73	\$44,514	653	4.96	\$46,859
Sunrise	535	4.13	\$27,084	478	4.50	\$30,560	466	3.69	\$28,800	452	3.63	\$28,492	601	3.83	\$32,650
UMC	384	3.48	\$24,391	361	3.21	\$21,738	374	3.49	\$26,156	330	3.45	\$26,685	381	3.27	\$28,547
Valley	297	4.04	\$29,673	270	4.02	\$34,643	260	3.81	\$37,131	183	4.16	\$42,790	44	3.43	\$44,165
<b>Total</b>	<b>3,021</b>	<b>3.99</b>	<b>\$28,142</b>	<b>3,064</b>	<b>3.98</b>	<b>\$30,895</b>	<b>3,132</b>	<b>3.85</b>	<b>\$32,455</b>	<b>3,045</b>	<b>3.83</b>	<b>\$35,097</b>	<b>3,430</b>	<b>3.84</b>	<b>\$37,460</b>
<b>Washoe</b>															
Carson Tahoe	56	2.88	\$29,384	57	2.54	\$29,708	76	2.75	\$28,194	70	3.11	\$31,116	76	2.78	\$29,243
Northern Nevada	0	0.00	\$0	0	0.00	\$0	0	0.00	\$0	0	0.00	\$0	0	0.00	\$0
Renown Regional	384	5.35	\$21,725	420	5.00	\$21,886	489	4.64	\$22,410	452	5.24	\$25,340	527	4.47	\$25,045
Renown S. Meadows	0	0.00	\$0	0	0.00	\$0	0	0.00	\$0	0	0.00	\$0	0	0.00	\$0
Saint Mary's	265	4.57	\$25,664	235	4.58	\$21,649	184	4.58	\$23,399	186	4.73	\$23,538	237	4.67	\$26,690
Sierra Surgery	0	0.00	\$0	0	0.00	\$0	0	0.00	\$0	0	0.00	\$0	0	0.00	\$0
<b>Total</b>	<b>705</b>	<b>4.86</b>	<b>\$23,814</b>	<b>712</b>	<b>4.67</b>	<b>\$22,434</b>	<b>749</b>	<b>4.43</b>	<b>\$23,240</b>	<b>708</b>	<b>4.89</b>	<b>\$25,438</b>	<b>840</b>	<b>4.37</b>	<b>\$25,889</b>
<b>Rural</b>															
Battle Mountain	0	0.00	\$0	0	0.00	\$0	0	0.00	\$0	0	0.00	\$0	0	0.00	\$0
Boulder City	0	0.00	\$0	0	0.00	\$0	0	0.00	\$0	0	0.00	\$0	0	0.00	\$0
Carson Valley	0	0.00	\$0	0	0.00	\$0	0	0.00	\$0	0	0.00	\$0	0	0.00	\$0
Churchill	24	2.79	\$19,389	38	2.50	\$16,445	44	2.39	\$16,581	49	2.33	\$18,364	42	2.19	\$18,860
Desert View	0	0.00	\$0	0	0.00	\$0	0	0.00	\$0	0	0.00	\$0	0	0.00	\$0
Grover C. Dils	0	0.00	\$0	0	0.00	\$0	0	0.00	\$0	0	0.00	\$0	0	0.00	\$0
Humboldt	8	5.00	\$16,445	7	3.14	\$15,607	6	2.67	\$19,732	9	2.89	\$19,628	7	2.86	\$20,331
Incline Village	0	0.00	\$0	0	0.00	\$0	0	0.00	\$0	0	0.00	\$0	0	0.00	\$0
Mesa View	8	2.88	\$14,132	11	2.82	\$17,784	12	2.50	\$16,345	9	3.11	\$26,283	9	2.78	\$17,997
Mount Grant	0	0.00	\$0	0	0.00	\$0	0	0.00	\$0	0	0.00	\$0	0	0.00	\$0
Northeastern	73	2.47	\$15,109	45	2.42	\$17,541	43	2.42	\$19,182	47	2.70	\$20,313	39	2.44	\$21,539
Nye	0	0.00	\$0	0	0.00	\$0	0	0.00	\$0	0	0.00	\$0	0	0.00	\$0
Pershing	0	0.00	\$0	0	0.00	\$0	0	0.00	\$0	0	0.00	\$0	0	0.00	\$0
South Lyon	0	0.00	\$0	0	0.00	\$0	0	0.00	\$0	0	0.00	\$0	0	0.00	\$0
William Bee Ririe	4	3.00	\$19,388	5	2.20	\$17,436	4	2.75	\$22,103	6	2.50	\$21,913	4	2.25	\$18,961
<b>Total</b>	<b>117</b>	<b>2.75</b>	<b>\$16,158</b>	<b>106</b>	<b>2.53</b>	<b>\$17,040</b>	<b>109</b>	<b>2.44</b>	<b>\$17,957</b>	<b>120</b>	<b>2.58</b>	<b>\$19,993</b>	<b>101</b>	<b>2.39</b>	<b>\$19,923</b>
<b>All Counties</b>	<b>3,843</b>	<b>4.11</b>	<b>\$26,983</b>	<b>3,882</b>	<b>4.07</b>	<b>\$28,965</b>	<b>3,990</b>	<b>3.92</b>	<b>\$30,329</b>	<b>3,873</b>	<b>3.99</b>	<b>\$32,863</b>	<b>4,371</b>	<b>3.91</b>	<b>\$34,831</b>

### Cesarean Section Without Complications (766)

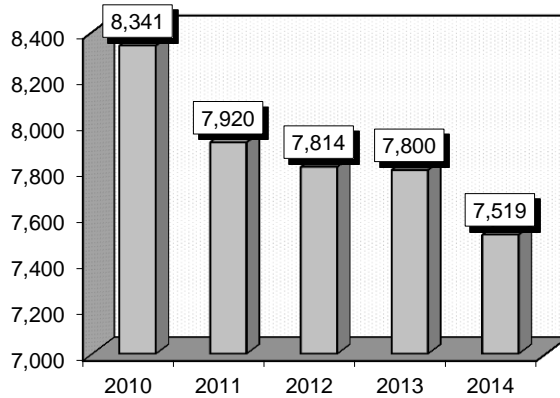
**Procedures:** that frequently accompanied Cesarean Section Without Complications were: 1) Low cervical cesarean section (741), 2) Application or administration of an adhesion barrier substance (9977), 3) Medical induction of labor (734), 4) Other bilateral ligation and division of fallopian tubes (6632), 5) Other bilateral destruction or occlusion of fallopian tubes (6639), 6) Administration of diphtheria-tetanus-pertussis, combined (9939), 7) Other vacuum extraction (7279), 8) Other artificial rupture of membranes (7309), 9) Other fetal monitoring (7534), 10) Prophylactic vaccination against influenza (9952).

**Definitions:** **Antepartum:** Occurring in the period before childbirth. **Cesarean section:** A surgical procedure in which incisions are made through a woman's abdomen and uterus to deliver her baby. **Fallopian tube:** Either of the pair of tubes that carry the eggs from the ovary to the uterus called also uterine tube. **Peritoneum:** The serous membrane lining the cavity of the abdomen and covering the abdominal organs. **Adhesiolysis:** Severing of adhesive band(s); done by laparoscopy or laparotomy.

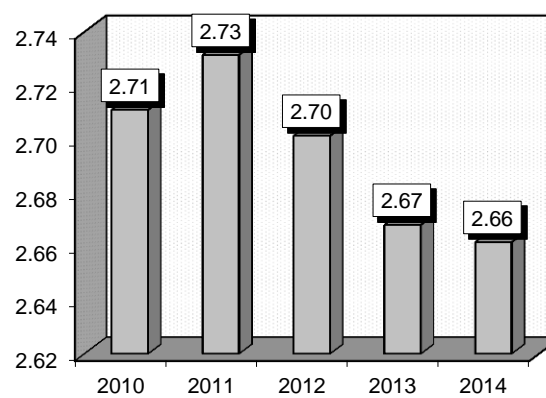
**Comment:** Common diagnoses associated with this procedure (listed in order of frequency) were: Mother had a previous cesarean delivery (65421), abnormality in fetal heart rate or rhythm (65971), sterilization (V252), cord entanglement (66331), elderly with previous pregnancy (65961), early onset delivery (64421), breach delivery (65221).

Gender	2010			2011			2012			2013			2014		
	Cases	Avg LOS	Avg Bill	Cases	Avg LOS	Avg Bill	Cases	Avg LOS	Avg Bill	Cases	Avg LOS	Avg Bill	Cases	Avg LOS	Avg Bill
Male	0	0.00	\$0	0	0.00	\$0	0	0.00	\$0	0	0.00	\$0	0	0.00	\$0
Female	8,341	2.71	\$19,227	7,920	2.73	\$21,112	7,814	2.70	\$22,825	7,800	2.67	\$24,528	7,519	2.66	\$25,974
Age Group	Cases	Avg LOS	Avg Bill	Cases	Avg LOS	Avg Bill	Cases	Avg LOS	Avg Bill	Cases	Avg LOS	Avg Bill	Cases	Avg LOS	Avg Bill
0-17	104	2.82	\$19,462	75	2.99	\$22,717	71	2.90	\$23,338	58	2.76	\$25,916	51	2.88	\$26,818
18-35	6,892	2.71	\$19,136	6,583	2.71	\$20,973	6,487	2.69	\$22,759	6,483	2.66	\$24,470	6,246	2.67	\$25,913
36-49	1,345	2.72	\$19,675	1,261	2.84	\$21,735	1,255	2.75	\$23,134	1,258	2.68	\$24,769	1,221	2.63	\$26,257
50-64	0	0.00	\$0	1	4.00	\$26,698	1	3.00	\$25,035	1	3.00	\$19,761	1	3.00	\$17,676
65+	0	0.00	\$0	0	0.00	\$0	0	0.00	\$0	0	0.00	\$0	0	0.00	\$0
<b>Total</b>	<b>8,341</b>	<b>2.71</b>	<b>\$19,227</b>	<b>7,920</b>	<b>2.73</b>	<b>\$21,112</b>	<b>7,814</b>	<b>2.70</b>	<b>\$22,825</b>	<b>7,800</b>	<b>2.67</b>	<b>\$24,528</b>	<b>7,519</b>	<b>2.66</b>	<b>\$25,974</b>

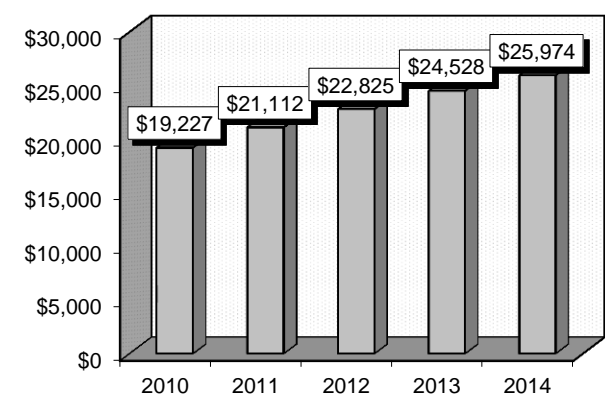
**Patient Discharges**



**Average Length of Stay**



**Average Billed Charges**



County / Hospital	2010			2011			2012			2013			2014		
	Cases	Avg LOS	Avg Bill	Cases	Avg LOS	Avg Bill	Cases	Avg LOS	Avg Bill	Cases	Avg LOS	Avg Bill	Cases	Avg LOS	Avg Bill
<b>Clark</b>															
Centennial Hills	324	2.69	\$20,484	379	2.74	\$25,023	381	2.71	\$28,430	437	2.54	\$29,620	565	2.58	\$30,901
Desert Springs	0	0.00	\$0	0	0.00	\$0	0	0.00	\$0	0	0.00	\$0	0	0.00	\$0
Mountain View	457	2.63	\$15,724	392	2.70	\$17,678	403	2.51	\$19,093	390	2.54	\$21,497	443	2.58	\$25,499
North Vista	2	2.50	\$18,953	0	0.00	\$0	0	0.00	\$0	0	0.00	\$0	0	0.00	\$0
Southern Hills	295	2.71	\$18,464	328	2.68	\$20,598	288	2.56	\$21,305	319	2.52	\$22,621	337	2.62	\$24,742
Spring Valley	716	2.53	\$21,036	795	2.68	\$25,361	749	2.86	\$28,489	791	2.80	\$31,600	848	2.70	\$32,637
St. Rose-Rose de Lima	71	3.11	\$22,515	0	0.00	\$0	0	0.00	\$0	0	0.00	\$0	0	0.00	\$0
St. Rose-San Martin	200	2.62	\$21,119	192	2.64	\$23,662	252	2.66	\$26,017	228	2.62	\$26,906	238	2.74	\$30,052
St. Rose-Siena	881	2.69	\$21,607	871	2.80	\$23,745	897	2.66	\$25,331	898	2.65	\$27,268	773	2.72	\$29,398
Summerlin	905	2.77	\$23,020	905	2.88	\$25,903	929	2.84	\$27,808	892	2.76	\$31,552	976	2.71	\$32,170
Sunrise	1,135	2.73	\$18,768	1,010	2.65	\$18,585	1,035	2.53	\$19,496	1,098	2.55	\$20,055	1,125	2.56	\$21,357
UMC	735	2.46	\$14,669	667	2.39	\$15,442	665	2.45	\$17,881	632	2.46	\$18,418	566	2.30	\$19,571
Valley	900	2.52	\$20,667	754	2.42	\$24,677	614	2.63	\$27,246	501	2.43	\$30,220	122	2.51	\$32,597
<b>Total</b>	<b>6,621</b>	<b>2.64</b>	<b>\$19,747</b>	<b>6,293</b>	<b>2.66</b>	<b>\$22,196</b>	<b>6,213</b>	<b>2.65</b>	<b>\$24,128</b>	<b>6,186</b>	<b>2.61</b>	<b>\$26,044</b>	<b>5,993</b>	<b>2.61</b>	<b>\$27,553</b>
<b>Washoe</b>															
Carson Tahoe	183	2.29	\$24,770	159	3.03	\$25,487	139	2.36	\$25,575	177	2.41	\$25,460	146	2.39	\$25,999
Northern Nevada	0	0.00	\$0	0	0.00	\$0	0	0.00	\$0	0	0.00	\$0	0	0.00	\$0
Renown Regional	780	3.30	\$15,031	760	3.23	\$15,700	729	3.21	\$16,833	752	3.23	\$17,734	678	3.22	\$19,228
Renown S. Meadows	0	0.00	\$0	0	0.00	\$0	0	0.00	\$0	0	0.00	\$0	0	0.00	\$0
Saint Mary's	431	3.20	\$20,520	409	3.06	\$17,321	397	3.05	\$18,228	381	2.98	\$18,740	394	2.86	\$19,187
Sierra Surgery	0	0.00	\$0	0	0.00	\$0	0	0.00	\$0	0	0.00	\$0	0	0.00	\$0
<b>Total</b>	<b>1,394</b>	<b>3.14</b>	<b>\$18,007</b>	<b>1,328</b>	<b>3.16</b>	<b>\$17,371</b>	<b>1,265</b>	<b>3.06</b>	<b>\$18,231</b>	<b>1,310</b>	<b>3.05</b>	<b>\$19,070</b>	<b>1,218</b>	<b>3.00</b>	<b>\$20,027</b>
<b>Rural</b>															
Battle Mountain	0	0.00	\$0	0	0.00	\$0	0	0.00	\$0	0	0.00	\$0	0	0.00	\$0
Boulder City	0	0.00	\$0	0	0.00	\$0	0	0.00	\$0	0	0.00	\$0	0	0.00	\$0
Carson Valley	0	0.00	\$0	0	0.00	\$0	0	0.00	\$0	0	0.00	\$0	0	0.00	\$0
Churchill	101	2.34	\$15,028	93	2.15	\$14,869	89	2.11	\$15,455	72	2.17	\$15,980	82	2.17	\$16,629
Desert View	0	0.00	\$0	0	0.00	\$0	0	0.00	\$0	0	0.00	\$0	0	0.00	\$0
Grover C. Dils	0	0.00	\$0	0	0.00	\$0	0	0.00	\$0	0	0.00	\$0	0	0.00	\$0
Humboldt	38	3.00	\$12,335	35	3.74	\$15,858	43	2.86	\$17,297	49	2.73	\$18,861	49	2.63	\$21,443
Incline Village	0	0.00	\$0	0	0.00	\$0	0	0.00	\$0	0	0.00	\$0	0	0.00	\$0
Mesa View	27	2.59	\$13,218	28	2.46	\$13,826	32	2.47	\$15,942	20	2.55	\$16,034	27	2.48	\$16,859
Mount Grant	0	0.00	\$0	0	0.00	\$0	0	0.00	\$0	0	0.00	\$0	0	0.00	\$0
Northeastern	141	2.09	\$13,328	131	2.03	\$14,923	154	2.06	\$15,829	149	2.11	\$17,279	137	2.24	\$19,541
Nye	0	0.00	\$0	0	0.00	\$0	0	0.00	\$0	0	0.00	\$0	0	0.00	\$0
Pershing	0	0.00	\$0	0	0.00	\$0	0	0.00	\$0	0	0.00	\$0	0	0.00	\$0
South Lyon	0	0.00	\$0	0	0.00	\$0	0	0.00	\$0	0	0.00	\$0	0	0.00	\$0
William Bee Ririe	19	2.58	\$16,080	12	2.50	\$15,042	18	2.33	\$17,503	14	2.29	\$18,606	13	1.92	\$17,885
<b>Total</b>	<b>326</b>	<b>2.34</b>	<b>\$13,890</b>	<b>299</b>	<b>2.33</b>	<b>\$14,918</b>	<b>336</b>	<b>2.23</b>	<b>\$16,018</b>	<b>304</b>	<b>2.26</b>	<b>\$17,205</b>	<b>308</b>	<b>2.29</b>	<b>\$18,763</b>
<b>All Counties</b>	<b>8,341</b>	<b>2.71</b>	<b>\$19,227</b>	<b>7,920</b>	<b>2.73</b>	<b>\$21,112</b>	<b>7,814</b>	<b>2.70</b>	<b>\$22,825</b>	<b>7,800</b>	<b>2.67</b>	<b>\$24,528</b>	<b>7,519</b>	<b>2.66</b>	<b>\$25,974</b>

### Vaginal Delivery With Complicating Diagnoses (774)

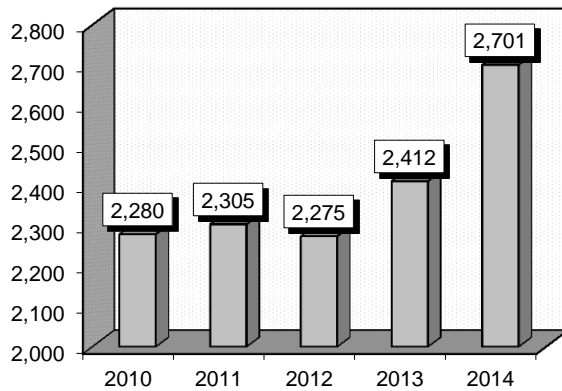
**Procedures:** that frequently accompanied Vaginal Delivery With Complicating Diagnoses were: 1) Other manually assisted delivery (7359), 2) Repair of other current obstetric laceration (7569), 3) Medical induction of labor (734), 4) Other artificial rupture of membranes (7309), 5) Administration of diphtheria-tetanus-pertussis, combined (9939), 6) Episiotomy (736), 7) Manual removal of retained placenta (754), 8) Other vacuum extraction (7279), 9) Prophylactic vaccination against influenza (9952), 10) Other fetal monitoring (7534).

**Definitions:** **Antepartum:** Occurring in the period before childbirth. **Vaginal delivery:** The birth of a fetus through the vagina. **Laceration:** A wound produced by the tearing of body tissue, as distinguished from a cut or incision. **Episiotomy:** A surgical incision made in the area between the vagina and anus (perineum). This is done during the last stages of labor and delivery to expand the opening of the vagina to prevent tearing during the delivery of the baby. **Perineum:** The mucocutaneous tissue between the posterior scrotum or vagina and the anal sphincter.

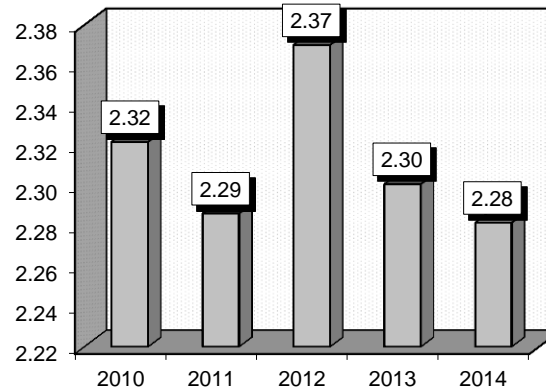
**Comment:** Common diagnoses associated with this procedure (listed in order of frequency) were: Perineal laceration, rupture, or tear involving: fourchette, hymen, labia, skin, vagina, vulva, pelvic floor, perineal muscles, vaginal muscles, (66401, 4, 11), cord entanglement (66331), abnormality in fetal heart rate or rhythm (6597), other specified infectious and parasitic diseases (6478), early onset delivery (64221).

Gender	2010			2011			2012			2013			2014		
	Cases	Avg LOS	Avg Bill	Cases	Avg LOS	Avg Bill	Cases	Avg LOS	Avg Bill	Cases	Avg LOS	Avg Bill	Cases	Avg LOS	Avg Bill
Male	0	0.00	\$0	0	0.00	\$0	0	0.00	\$0	0	0.00	\$0	0	0.00	\$0
Female	2,280	2.32	\$13,822	2,305	2.29	\$14,910	2,275	2.37	\$16,436	2,412	2.30	\$16,776	2,701	2.28	\$18,000
Age Group	Cases	Avg LOS	Avg Bill	Cases	Avg LOS	Avg Bill	Cases	Avg LOS	Avg Bill	Cases	Avg LOS	Avg Bill	Cases	Avg LOS	Avg Bill
0-17	69	2.77	\$15,253	53	3.19	\$17,853	61	3.30	\$20,393	44	2.59	\$18,808	59	2.27	\$16,765
18-35	1,923	2.32	\$13,765	1,955	2.26	\$14,681	1,926	2.36	\$16,282	2,022	2.30	\$16,688	2,281	2.24	\$17,732
36-49	288	2.22	\$13,856	297	2.32	\$15,894	288	2.27	\$16,628	346	2.25	\$17,031	360	2.56	\$19,897
50-64	0	0.00	\$0	0	0.00	\$0	0	0.00	\$0	0	0.00	\$0	1	3.00	\$20,792
65+	0	0.00	\$0	0	0.00	\$0	0	0.00	\$0	0	0.00	\$0	0	0.00	\$0
<b>Total</b>	<b>2,280</b>	<b>2.32</b>	<b>\$13,822</b>	<b>2,305</b>	<b>2.29</b>	<b>\$14,910</b>	<b>2,275</b>	<b>2.37</b>	<b>\$16,436</b>	<b>2,412</b>	<b>2.30</b>	<b>\$16,776</b>	<b>2,701</b>	<b>2.28</b>	<b>\$18,000</b>

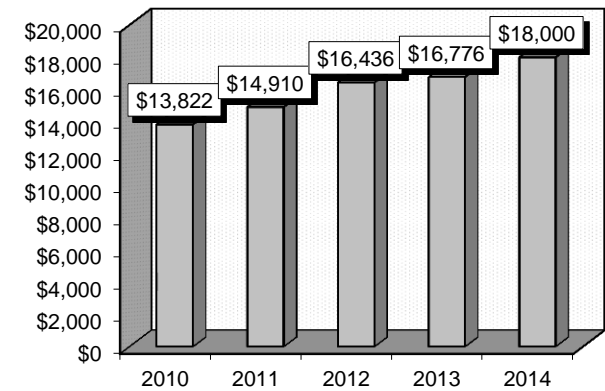
**Patient Discharges**



**Average Length of Stay**



**Average Billed Charges**





County / Hospital	2010			2011			2012			2013			2014		
	Cases	Avg LOS	Avg Bill	Cases	Avg LOS	Avg Bill	Cases	Avg LOS	Avg Bill	Cases	Avg LOS	Avg Bill	Cases	Avg LOS	Avg Bill
<b>Clark</b>															
Centennial Hills	107	2.34	\$16,818	74	2.07	\$17,558	136	2.14	\$19,542	204	1.95	\$19,292	232	2.10	\$21,553
Desert Springs	0	0.00	\$0	0	0.00	\$0	0	0.00	\$0	0	0.00	\$0	0	0.00	\$0
Mountain View	84	2.15	\$11,640	109	2.01	\$11,810	95	2.19	\$13,910	121	1.93	\$13,550	146	2.12	\$17,445
North Vista	1	2.00	\$9,995	0	0.00	\$0	0	0.00	\$0	0	0.00	\$0	0	0.00	\$0
Southern Hills	81	2.43	\$15,300	118	2.32	\$17,670	122	2.01	\$16,788	116	2.33	\$17,472	125	2.17	\$16,187
Spring Valley	127	2.04	\$15,743	138	2.24	\$19,047	110	2.80	\$21,192	166	2.30	\$22,587	219	2.82	\$24,203
St. Rose-Rose de Lima	20	1.95	\$17,118	0	0.00	\$0	0	0.00	\$0	0	0.00	\$0	0	0.00	\$0
St. Rose-San Martin	63	2.40	\$19,095	44	2.05	\$18,717	46	2.33	\$21,653	41	2.32	\$25,394	67	2.01	\$24,602
St. Rose-Siena	178	2.34	\$19,039	178	2.09	\$19,875	164	2.26	\$21,123	154	2.12	\$24,453	158	2.70	\$29,566
Summerlin	153	2.60	\$20,188	182	2.48	\$22,601	162	3.02	\$30,082	194	2.78	\$27,439	251	2.86	\$28,813
Sunrise	187	2.29	\$13,833	220	2.62	\$17,156	174	3.04	\$20,615	187	2.41	\$17,298	212	2.24	\$17,858
UMC	495	2.29	\$10,208	468	2.43	\$11,147	446	2.41	\$12,151	443	2.51	\$11,491	468	1.98	\$11,425
Valley	137	2.29	\$15,219	96	2.13	\$19,794	101	1.95	\$18,812	86	2.16	\$22,852	16	3.56	\$30,603
<b>Total</b>	<b>1,633</b>	<b>2.31</b>	<b>\$14,558</b>	<b>1,627</b>	<b>2.33</b>	<b>\$16,390</b>	<b>1,556</b>	<b>2.45</b>	<b>\$18,379</b>	<b>1,712</b>	<b>2.33</b>	<b>\$18,558</b>	<b>1,894</b>	<b>2.34</b>	<b>\$20,087</b>
<b>Washoe</b>															
Carson Tahoe	60	1.93	\$12,609	68	1.84	\$12,507	97	1.88	\$12,871	102	2.36	\$12,355	113	1.90	\$13,186
Northern Nevada	0	0.00	\$0	0	0.00	\$0	0	0.00	\$0	0	0.00	\$0	0	0.00	\$0
Renown Regional	312	2.48	\$10,765	321	2.29	\$10,769	381	2.34	\$11,706	387	2.33	\$12,546	489	2.19	\$12,714
Renown S. Meadows	0	0.00	\$0	0	0.00	\$0	0	0.00	\$0	0	0.00	\$0	0	0.00	\$0
Saint Mary's	192	2.46	\$14,710	196	2.28	\$12,046	166	2.27	\$13,600	108	2.31	\$13,268	117	2.51	\$15,085
Sierra Surgery	0	0.00	\$0	0	0.00	\$0	0	0.00	\$0	0	0.00	\$0	0	0.00	\$0
<b>Total</b>	<b>564</b>	<b>2.41</b>	<b>\$12,304</b>	<b>585</b>	<b>2.24</b>	<b>\$11,399</b>	<b>644</b>	<b>2.25</b>	<b>\$12,369</b>	<b>597</b>	<b>2.33</b>	<b>\$12,644</b>	<b>719</b>	<b>2.20</b>	<b>\$13,174</b>
<b>Rural</b>															
Battle Mountain	0	0.00	\$0	0	0.00	\$0	0	0.00	\$0	0	0.00	\$0	0	0.00	\$0
Boulder City	0	0.00	\$0	0	0.00	\$0	0	0.00	\$0	0	0.00	\$0	0	0.00	\$0
Carson Valley	0	0.00	\$0	0	0.00	\$0	0	0.00	\$0	0	0.00	\$0	0	0.00	\$0
Churchill	14	1.43	\$6,104	19	1.84	\$9,040	21	1.48	\$7,550	37	1.68	\$7,630	29	1.59	\$9,277
Desert View	0	0.00	\$0	0	0.00	\$0	0	0.00	\$0	0	0.00	\$0	0	0.00	\$0
Grover C. Dils	0	0.00	\$0	0	0.00	\$0	0	0.00	\$0	0	0.00	\$0	0	0.00	\$0
Humboldt	12	2.92	\$6,504	13	2.00	\$7,817	7	1.29	\$8,140	10	1.60	\$8,399	9	1.33	\$7,109
Incline Village	0	0.00	\$0	0	0.00	\$0	0	0.00	\$0	0	0.00	\$0	0	0.00	\$0
Mesa View	10	2.00	\$6,630	10	1.60	\$7,383	9	2.67	\$12,751	5	2.00	\$10,333	6	2.17	\$8,569
Mount Grant	0	0.00	\$0	0	0.00	\$0	0	0.00	\$0	0	0.00	\$0	0	0.00	\$0
Northeastern	40	1.73	\$12,097	40	1.88	\$14,371	27	1.41	\$13,648	42	1.45	\$14,560	38	2.00	\$16,963
Nye	0	0.00	\$0	0	0.00	\$0	0	0.00	\$0	0	0.00	\$0	0	0.00	\$0
Pershing	0	0.00	\$0	0	0.00	\$0	0	0.00	\$0	0	0.00	\$0	0	0.00	\$0
South Lyon	0	0.00	\$0	0	0.00	\$0	0	0.00	\$0	0	0.00	\$0	0	0.00	\$0
William Bee Ririe	7	2.57	\$12,322	11	2.09	\$10,205	11	1.82	\$11,679	9	1.89	\$12,615	6	1.67	\$11,982
<b>Total</b>	<b>83</b>	<b>1.95</b>	<b>\$9,638</b>	<b>93</b>	<b>1.88</b>	<b>\$11,122</b>	<b>75</b>	<b>1.63</b>	<b>\$11,030</b>	<b>103</b>	<b>1.61</b>	<b>\$11,097</b>	<b>88</b>	<b>1.78</b>	<b>\$12,510</b>
<b>All Counties</b>	<b>2,280</b>	<b>2.32</b>	<b>\$13,822</b>	<b>2,305</b>	<b>2.29</b>	<b>\$14,910</b>	<b>2,275</b>	<b>2.37</b>	<b>\$16,436</b>	<b>2,412</b>	<b>2.30</b>	<b>\$16,776</b>	<b>2,701</b>	<b>2.28</b>	<b>\$18,000</b>

### Vaginal Delivery Without Complicating Diagnoses (775)

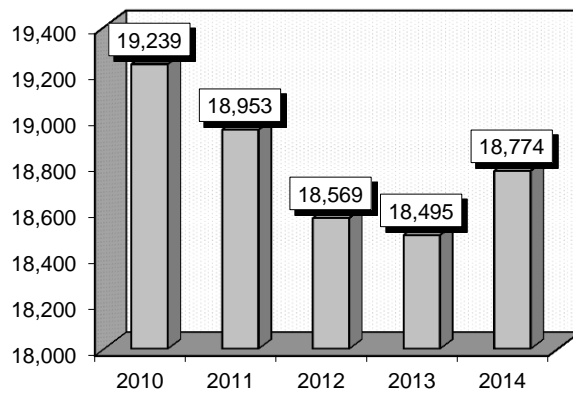
**Procedures:** that frequently accompanied Vaginal Delivery Without Complicating Diagnoses were: 1) Other manually assisted delivery (7359), 2) Repair of other current obstetric laceration (7569), 3) Other artificial rupture of membranes (7309), 4) Medical induction of labor (734), 5) Episiotomy (736), 6) Administration of diphtheria-tetanus-pertussis, combined (9939), 7) Other vacuum extraction (7279), 8) Other fetal monitoring (7534), 9) Prophylactic vaccination against influenza (9952), 10) Induction of labor by artificial rupture of membranes (7301).

**Definitions:** **Antepartum:** Occurring in the period before childbirth. **Vaginal delivery:** The birth of a fetus through the vagina. **Laceration:** A wound produced by the tearing of body tissue, as distinguished from a cut or incision. **Episiotomy:** A surgical incision made in the area between the vagina and anus (perineum). This is done during the last stages of labor and delivery to expand the opening of the vagina to prevent tearing during the delivery of the baby. **Perineum:** The mucocutaneous tissue between the posterior scrotum or vagina and the anal sphincter.

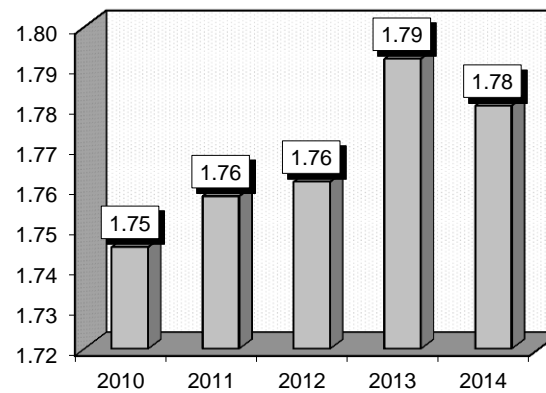
**Comment:** Diagnoses included in this procedure include, but are not limited to, normal delivery, drug dependence-delivered, twin pregnancy-delivered, premature rupture of membranes-delivered, breech presentation-delivered, maternal stress-delivered, and cord prolapse-delivered. Common diagnoses associated with this DRG (listed in order of frequency) are: Perineal laceration, rupture, or tear involving: fourchette, hymen, labia, skin, vagina, vulva, pelvic floor, perineal muscles, vaginal muscles, (66401, 4, 11), cord entanglement (66331), pregnancy over 40 completed weeks to 42 completed weeks gestation (6451).

Gender	2010			2011			2012			2013			2014		
	Cases	Avg LOS	Avg Bill	Cases	Avg LOS	Avg Bill	Cases	Avg LOS	Avg Bill	Cases	Avg LOS	Avg Bill	Cases	Avg LOS	Avg Bill
Male	0	0.00	\$0	0	0.00	\$0	0	0.00	\$0	0	0.00	\$0	0	0.00	\$0
Female	19,239	1.75	\$11,184	18,953	1.76	\$12,444	18,569	1.76	\$13,512	18,495	1.79	\$14,583	18,774	1.78	\$15,672
Age Group	Cases	Avg LOS	Avg Bill	Cases	Avg LOS	Avg Bill	Cases	Avg LOS	Avg Bill	Cases	Avg LOS	Avg Bill	Cases	Avg LOS	Avg Bill
0-17	502	1.86	\$10,825	509	2.09	\$13,220	426	1.92	\$13,416	322	1.96	\$14,403	316	1.93	\$15,497
18-35	16,843	1.74	\$11,147	16,559	1.75	\$12,397	16,370	1.75	\$13,461	16,296	1.80	\$14,580	16,524	1.78	\$15,677
36-49	1,894	1.74	\$11,606	1,882	1.69	\$12,596	1,773	1.80	\$14,008	1,876	1.73	\$14,631	1,934	1.73	\$15,660
50-64	0	0.00	\$0	2	2.00	\$14,088	0	0.00	\$0	1	4.00	\$34,006	0	0.00	\$0
65+	0	0.00	\$0	1	9.00	\$109,574	0	0.00	\$0	0	0.00	\$0	0	0.00	\$0
<b>Total</b>	<b>19,239</b>	<b>1.75</b>	<b>\$11,184</b>	<b>18,953</b>	<b>1.76</b>	<b>\$12,444</b>	<b>18,569</b>	<b>1.76</b>	<b>\$13,512</b>	<b>18,495</b>	<b>1.79</b>	<b>\$14,583</b>	<b>18,774</b>	<b>1.78</b>	<b>\$15,672</b>

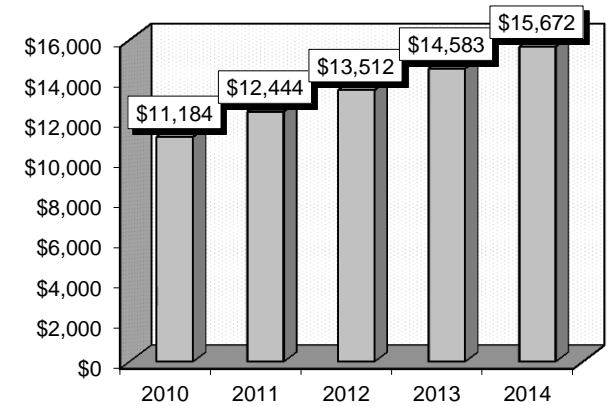
Patient Discharges



Average Length of Stay



Average Billed Charges



County / Hospital	2010			2011			2012			2013			2014		
	Cases	Avg LOS	Avg Bill	Cases	Avg LOS	Avg Bill	Cases	Avg LOS	Avg Bill	Cases	Avg LOS	Avg Bill	Cases	Avg LOS	Avg Bill
<b>Clark</b>															
Centennial Hills	692	1.74	\$12,257	844	1.84	\$15,435	865	1.70	\$17,119	1,068	1.70	\$17,481	1,416	1.72	\$19,181
Desert Springs	0	0.00	\$0	0	0.00	\$0	0	0.00	\$0	0	0.00	\$0	0	0.00	\$0
Mountain View	998	1.70	\$8,918	1,049	1.72	\$9,853	1,050	1.77	\$10,993	1,016	1.74	\$11,471	1,234	1.80	\$15,356
North Vista	10	1.50	\$13,177	0	0.00	\$0	1	1.00	\$7,099	0	0.00	\$0	0	0.00	\$0
Southern Hills	613	1.90	\$11,652	660	1.85	\$13,686	584	1.80	\$14,067	634	1.80	\$13,569	714	1.81	\$14,315
Spring Valley	1,145	1.69	\$12,958	1,233	1.71	\$15,093	1,129	1.96	\$17,097	1,233	2.06	\$19,717	1,618	2.03	\$20,618
St. Rose-Rose de Lima	201	1.87	\$15,169	0	0.00	\$0	0	0.00	\$0	0	0.00	\$0	0	0.00	\$0
St. Rose-San Martin	546	1.76	\$15,376	511	1.72	\$16,774	533	1.84	\$18,496	557	1.73	\$20,352	526	1.85	\$22,055
St. Rose-Siena	1,670	1.78	\$16,076	1,782	1.75	\$17,380	1,797	1.77	\$18,911	1,769	1.80	\$21,118	1,752	1.83	\$22,803
Summerlin	1,728	1.81	\$15,228	1,880	1.93	\$17,368	1,934	1.84	\$18,906	1,832	1.92	\$21,635	1,997	1.86	\$21,794
Sunrise	2,428	1.77	\$10,017	2,341	1.82	\$11,265	2,446	1.81	\$12,308	2,528	1.83	\$12,756	2,588	1.84	\$13,764
UMC	2,235	1.76	\$7,243	2,098	1.77	\$7,676	1,914	1.84	\$8,237	1,777	1.83	\$7,828	1,728	1.60	\$8,653
Valley	1,875	1.58	\$11,988	1,734	1.60	\$14,591	1,377	1.57	\$15,885	1,165	1.61	\$17,926	296	1.66	\$18,754
<b>Total</b>	<b>14,141</b>	<b>1.74</b>	<b>\$11,816</b>	<b>14,132</b>	<b>1.77</b>	<b>\$13,514</b>	<b>13,630</b>	<b>1.79</b>	<b>\$14,822</b>	<b>13,579</b>	<b>1.82</b>	<b>\$16,099</b>	<b>13,869</b>	<b>1.81</b>	<b>\$17,369</b>
<b>Washoe</b>															
Carson Tahoe	570	1.62	\$10,115	509	1.97	\$10,153	548	1.48	\$10,236	543	1.53	\$10,283	529	1.57	\$10,773
Northern Nevada	0	0.00	\$0	0	0.00	\$0	0	0.00	\$0	0	0.00	\$0	0	0.00	\$0
Renown Regional	2,315	1.87	\$8,693	2,152	1.81	\$9,004	2,348	1.82	\$9,848	2,382	1.80	\$10,314	2,305	1.78	\$10,838
Renown S. Meadows	0	0.00	\$0	0	0.00	\$0	0	0.00	\$0	0	0.00	\$0	0	0.00	\$0
Saint Mary's	1,352	1.78	\$11,479	1,270	1.67	\$9,986	1,135	1.72	\$10,328	1,081	1.86	\$10,742	1,160	1.74	\$11,304
Sierra Surgery	0	0.00	\$0	0	0.00	\$0	0	0.00	\$0	0	0.00	\$0	0	0.00	\$0
<b>Total</b>	<b>4,237</b>	<b>1.81</b>	<b>\$9,774</b>	<b>3,931</b>	<b>1.79</b>	<b>\$9,470</b>	<b>4,031</b>	<b>1.75</b>	<b>\$10,036</b>	<b>4,006</b>	<b>1.78</b>	<b>\$10,425</b>	<b>3,994</b>	<b>1.74</b>	<b>\$10,965</b>
<b>Rural</b>															
Battle Mountain	0	0.00	\$0	0	0.00	\$0	0	0.00	\$0	0	0.00	\$0	0	0.00	\$0
Boulder City	0	0.00	\$0	0	0.00	\$0	0	0.00	\$0	0	0.00	\$0	0	0.00	\$0
Carson Valley	0	0.00	\$0	0	0.00	\$0	0	0.00	\$0	0	0.00	\$0	0	0.00	\$0
Churchill	204	1.43	\$6,117	222	1.35	\$6,295	218	1.30	\$6,450	196	1.42	\$6,892	233	1.39	\$7,228
Desert View	0	0.00	\$0	0	0.00	\$0	0	0.00	\$0	0	0.00	\$0	0	0.00	\$0
Grover C. Dils	0	0.00	\$0	0	0.00	\$0	0	0.00	\$0	0	0.00	\$0	0	0.00	\$0
Humboldt	199	1.23	\$4,161	192	1.20	\$5,283	189	1.24	\$6,499	188	1.23	\$6,596	160	1.24	\$6,787
Incline Village	0	0.00	\$0	0	0.00	\$0	0	0.00	\$0	0	0.00	\$0	0	0.00	\$0
Mesa View	71	1.73	\$4,955	72	1.72	\$5,571	80	1.45	\$5,309	63	1.56	\$6,314	71	1.68	\$6,404
Mount Grant	0	0.00	\$0	0	0.00	\$0	0	0.00	\$0	0	0.00	\$0	0	0.00	\$0
Northeastern	324	1.52	\$11,222	354	1.45	\$12,238	373	1.40	\$12,915	414	1.51	\$13,984	400	1.51	\$14,461
Nye	3	1.00	\$3,060	1	1.00	\$7,235	1	1.00	\$5,522	0	0.00	\$0	0	0.00	\$0
Pershing	0	0.00	\$0	0	0.00	\$0	0	0.00	\$0	0	0.00	\$0	0	0.00	\$0
South Lyon	0	0.00	\$0	0	0.00	\$0	0	0.00	\$0	1	1.00	\$6,840	2	1.00	\$7,073
William Bee Ririe	60	1.85	\$9,894	49	1.63	\$10,237	47	1.79	\$11,521	48	1.65	\$11,431	45	1.76	\$11,711
<b>Total</b>	<b>861</b>	<b>1.47</b>	<b>\$7,743</b>	<b>890</b>	<b>1.40</b>	<b>\$8,600</b>	<b>908</b>	<b>1.37</b>	<b>\$9,277</b>	<b>910</b>	<b>1.44</b>	<b>\$10,257</b>	<b>911</b>	<b>1.45</b>	<b>\$10,483</b>
<b>All Counties</b>	<b>19,239</b>	<b>1.75</b>	<b>\$11,184</b>	<b>18,953</b>	<b>1.76</b>	<b>\$12,444</b>	<b>18,569</b>	<b>1.76</b>	<b>\$13,512</b>	<b>18,495</b>	<b>1.79</b>	<b>\$14,583</b>	<b>18,774</b>	<b>1.78</b>	<b>\$15,672</b>

### False Labor (780)

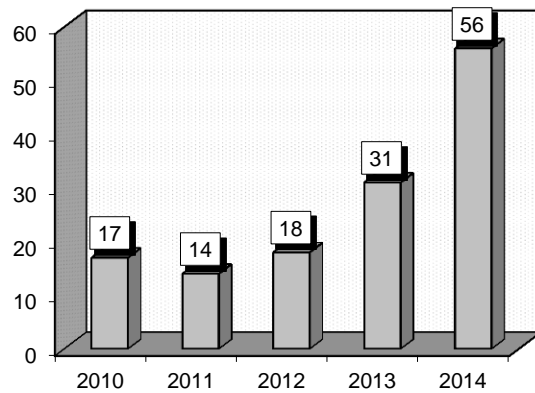
**Diagnoses:** that frequently accompanied False Labor were: 1) Other threatened labor, antepartum condition or complication (64413).

**Definitions: False labor:** Regular or irregular contractions of the uterus with no changes in the cervix. The experience of contractions that do not open or thin the cervix. Compared to true labor, false labor contractions may occur irregularly and do not get closer together. False labor contractions may stop when you walk or change position.

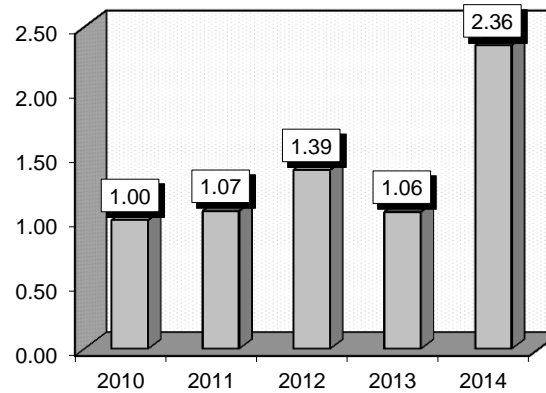
**Comment:** Procedures related to false labor are: Fetal monitoring (7534) and diagnostic amniocentesis (751).

Gender	2010			2011			2012			2013			2014		
	Cases	Avg LOS	Avg Bill	Cases	Avg LOS	Avg Bill	Cases	Avg LOS	Avg Bill	Cases	Avg LOS	Avg Bill	Cases	Avg LOS	Avg Bill
Male	0	0.00	\$0	0	0.00	\$0	0	0.00	\$0	0	0.00	\$0	0	0.00	\$0
Female	17	1.00	\$3,380	14	1.07	\$6,249	18	1.39	\$6,104	31	1.06	\$5,662	56	2.36	\$12,778
Age Group	Cases	Avg LOS	Avg Bill	Cases	Avg LOS	Avg Bill	Cases	Avg LOS	Avg Bill	Cases	Avg LOS	Avg Bill	Cases	Avg LOS	Avg Bill
0-17	0	0.00	\$0	1	1.00	\$5,259	0	0.00	\$0	3	1.00	\$5,862	1	1.00	\$8,605
18-35	17	1.00	\$3,380	13	1.08	\$6,325	17	1.41	\$6,302	24	1.08	\$5,569	50	2.50	\$13,489
36-49	0	0.00	\$0	0	0.00	\$0	1	1.00	\$2,752	4	1.00	\$6,074	5	1.20	\$6,494
50-64	0	0.00	\$0	0	0.00	\$0	0	0.00	\$0	0	0.00	\$0	0	0.00	\$0
65+	0	0.00	\$0	0	0.00	\$0	0	0.00	\$0	0	0.00	\$0	0	0.00	\$0
<b>Total</b>	<b>17</b>	<b>1.00</b>	<b>\$3,380</b>	<b>14</b>	<b>1.07</b>	<b>\$6,249</b>	<b>18</b>	<b>1.39</b>	<b>\$6,104</b>	<b>31</b>	<b>1.06</b>	<b>\$5,662</b>	<b>56</b>	<b>2.36</b>	<b>\$12,778</b>

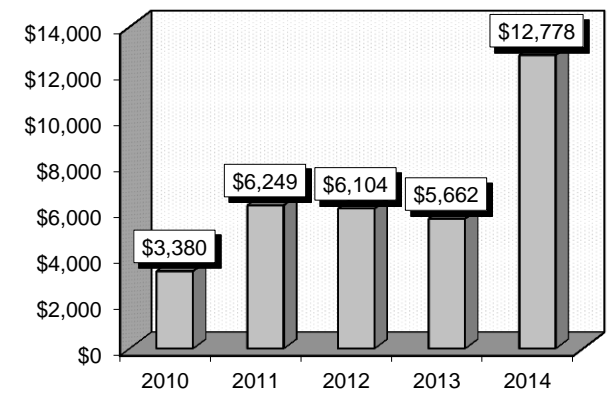
Patient Discharges



Average Length of Stay



Average Billed Charges



County / Hospital	2010			2011			2012			2013			2014		
	Cases	Avg LOS	Avg Bill	Cases	Avg LOS	Avg Bill	Cases	Avg LOS	Avg Bill	Cases	Avg LOS	Avg Bill	Cases	Avg LOS	Avg Bill
<b>Clark</b>															
Centennial Hills	1	1.00	\$2,940	2	1.00	\$3,222	0	0.00	\$0	2	1.00	\$6,344	0	0.00	\$0
Desert Springs	0	0.00	\$0	0	0.00	\$0	0	0.00	\$0	0	0.00	\$0	0	0.00	\$0
Mountain View	0	0.00	\$0	1	1.00	\$3,609	0	0.00	\$0	0	0.00	\$0	0	0.00	\$0
North Vista	0	0.00	\$0	0	0.00	\$0	0	0.00	\$0	0	0.00	\$0	0	0.00	\$0
Southern Hills	1	1.00	\$1,133	0	0.00	\$0	0	0.00	\$0	2	1.00	\$6,083	1	1.00	\$2
Spring Valley	1	1.00	\$4,149	3	1.00	\$8,210	1	1.00	\$7,174	1	1.00	\$5,660	1	1.00	\$4,378
St. Rose-Rose de Lima	1	1.00	\$4,449	0	0.00	\$0	0	0.00	\$0	0	0.00	\$0	0	0.00	\$0
St. Rose-San Martin	0	0.00	\$0	1	1.00	\$5,978	1	1.00	\$2,752	1	2.00	\$28,070	4	1.00	\$3,568
St. Rose-Siena	1	1.00	\$3,139	1	2.00	\$23,013	1	1.00	\$3,969	3	1.00	\$4,202	2	1.00	\$4,452
Summerlin	1	1.00	\$4,576	3	1.00	\$3,402	2	1.00	\$6,486	5	1.00	\$5,397	27	3.67	\$20,332
Sunrise	3	1.00	\$3,987	1	1.00	\$3,651	6	1.67	\$7,789	5	1.00	\$6,149	13	1.15	\$8,490
UMC	1	1.00	\$3,920	1	1.00	\$4,692	2	1.00	\$4,598	2	1.00	\$4,548	1	2.00	\$374
Valley	0	0.00	\$0	1	1.00	\$5,259	0	0.00	\$0	0	0.00	\$0	1	1.00	\$7,538
<b>Total</b>	<b>10</b>	<b>1.00</b>	<b>\$3,627</b>	<b>14</b>	<b>1.07</b>	<b>\$6,249</b>	<b>13</b>	<b>1.31</b>	<b>\$6,369</b>	<b>21</b>	<b>1.05</b>	<b>\$6,572</b>	<b>50</b>	<b>2.50</b>	<b>\$13,896</b>
<b>Washoe</b>															
Carson Tahoe	1	1.00	\$4,429	0	0.00	\$0	0	0.00	\$0	0	0.00	\$0	0	0.00	\$0
Northern Nevada	0	0.00	\$0	0	0.00	\$0	0	0.00	\$0	0	0.00	\$0	0	0.00	\$0
Renown Regional	3	1.00	\$3,341	0	0.00	\$0	2	2.00	\$5,463	7	1.14	\$3,137	4	1.25	\$3,518
Renown S. Meadows	0	0.00	\$0	0	0.00	\$0	0	0.00	\$0	0	0.00	\$0	0	0.00	\$0
Saint Mary's	2	1.00	\$2,329	0	0.00	\$0	1	1.00	\$1,893	3	1.00	\$5,182	1	1.00	\$2,635
Sierra Surgery	0	0.00	\$0	0	0.00	\$0	0	0.00	\$0	0	0.00	\$0	0	0.00	\$0
<b>Total</b>	<b>6</b>	<b>1.00</b>	<b>\$3,185</b>	<b>0</b>	<b>0.00</b>	<b>\$0</b>	<b>3</b>	<b>1.67</b>	<b>\$4,273</b>	<b>10</b>	<b>1.10</b>	<b>\$3,751</b>	<b>5</b>	<b>1.20</b>	<b>\$3,342</b>
<b>Rural</b>															
Battle Mountain	0	0.00	\$0	0	0.00	\$0	0	0.00	\$0	0	0.00	\$0	0	0.00	\$0
Boulder City	0	0.00	\$0	0	0.00	\$0	0	0.00	\$0	0	0.00	\$0	0	0.00	\$0
Carson Valley	0	0.00	\$0	0	0.00	\$0	0	0.00	\$0	0	0.00	\$0	0	0.00	\$0
Churchill	0	0.00	\$0	0	0.00	\$0	2	1.50	\$7,133	0	0.00	\$0	0	0.00	\$0
Desert View	0	0.00	\$0	0	0.00	\$0	0	0.00	\$0	0	0.00	\$0	0	0.00	\$0
Grover C. Dils	0	0.00	\$0	0	0.00	\$0	0	0.00	\$0	0	0.00	\$0	0	0.00	\$0
Humboldt	0	0.00	\$0	0	0.00	\$0	0	0.00	\$0	0	0.00	\$0	0	0.00	\$0
Incline Village	0	0.00	\$0	0	0.00	\$0	0	0.00	\$0	0	0.00	\$0	0	0.00	\$0
Mesa View	0	0.00	\$0	0	0.00	\$0	0	0.00	\$0	0	0.00	\$0	0	0.00	\$0
Mount Grant	0	0.00	\$0	0	0.00	\$0	0	0.00	\$0	0	0.00	\$0	0	0.00	\$0
Northeastern	0	0.00	\$0	0	0.00	\$0	0	0.00	\$0	0	0.00	\$0	0	0.00	\$0
Nye	0	0.00	\$0	0	0.00	\$0	0	0.00	\$0	0	0.00	\$0	0	0.00	\$0
Pershing	0	0.00	\$0	0	0.00	\$0	0	0.00	\$0	0	0.00	\$0	0	0.00	\$0
South Lyon	0	0.00	\$0	0	0.00	\$0	0	0.00	\$0	0	0.00	\$0	0	0.00	\$0
William Bee Ririe	1	1.00	\$2,087	0	0.00	\$0	0	0.00	\$0	0	0.00	\$0	1	1.00	\$4,030
<b>Total</b>	<b>1</b>	<b>1.00</b>	<b>\$2,087</b>	<b>0</b>	<b>0.00</b>	<b>\$0</b>	<b>2</b>	<b>1.50</b>	<b>\$7,133</b>	<b>0</b>	<b>0.00</b>	<b>\$0</b>	<b>1</b>	<b>1.00</b>	<b>\$4,030</b>
<b>All Counties</b>	<b>17</b>	<b>1.00</b>	<b>\$3,380</b>	<b>14</b>	<b>1.07</b>	<b>\$6,249</b>	<b>18</b>	<b>1.39</b>	<b>\$6,104</b>	<b>31</b>	<b>1.06</b>	<b>\$5,662</b>	<b>56</b>	<b>2.36</b>	<b>\$12,778</b>

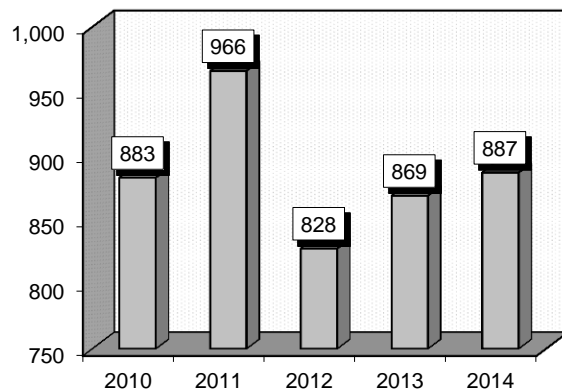
### Prematurity With Major Problems (791)

**Diagnoses:** that frequently accompanied Prematurity With Major Problems were: 1) Need for prophylactic vaccination and inoculation against viral hepatitis (V053), 2) Neonatal jaundice associated with preterm delivery (7742), 3) Other respiratory problems after birth (77089), 4) Observation for suspected infectious condition (V290), 5) Anemia of prematurity (7766), 6) Ostium secundum type atrial septal defect (7455), 7) Septicemia [sepsis] of newborn (77181).

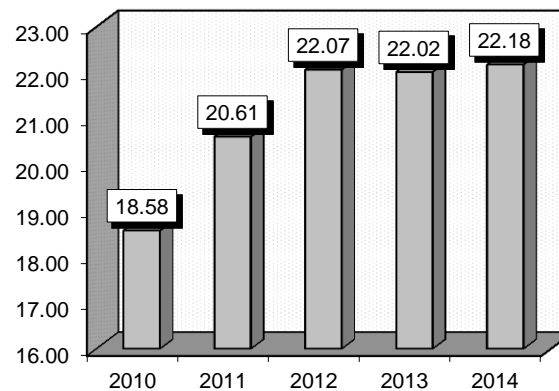
**Definitions:** **Liveborn:** An infant who shows evidence of life after birth; life is considered to be present after birth if any one of the following is observed: 1) the infant breathes; 2) the infant shows beating of the heart; 3) pulsation of the umbilical cord occurs; or 4) definite movement of voluntary muscles occurs. **Cesarean section:** A surgical procedure in which incisions are made through a woman's abdomen and uterus to deliver her baby. **Jaundice:** A medical condition with yellowing of the skin or whites of the eyes, arising from excess of the pigment bilirubin and typically caused by obstruction of the bile duct, by liver disease, or by excessive breakdown of red blood cells. **Septicemia:** Systemic disease caused by the spread of microorganisms and their toxins through circulating blood; formerly called "blood poisoning". **Infusion:** The introduction of a substance, such as a fluid, electrolyte, nutrient, or drug, directly into a vein or interstitially by means of gravity flow. **Endotracheal tube:** A tube inserted (as through the nose or mouth) into the trachea to maintain an unobstructed passageway especially to deliver oxygen or anesthesia to the lungs-called also breathing tube.

Gender	2010			2011			2012			2013			2014		
	Cases	Avg LOS	Avg Bill	Cases	Avg LOS	Avg Bill	Cases	Avg LOS	Avg Bill	Cases	Avg LOS	Avg Bill	Cases	Avg LOS	Avg Bill
Male	460	18.52	\$90,255	530	20.60	\$115,325	427	22.13	\$139,602	485	22.04	\$139,972	502	22.74	\$158,412
Female	423	18.64	\$90,789	436	20.63	\$109,807	401	22.01	\$125,854	384	22.00	\$133,522	385	21.46	\$148,232
Age Group	Cases	Avg LOS	Avg Bill	Cases	Avg LOS	Avg Bill	Cases	Avg LOS	Avg Bill	Cases	Avg LOS	Avg Bill	Cases	Avg LOS	Avg Bill
0-17	883	18.58	\$90,511	966	20.61	\$112,835	828	22.07	\$132,944	869	22.02	\$137,122	887	22.18	\$153,993
18-35	0	0.00	\$0	0	0.00	\$0	0	0.00	\$0	0	0.00	\$0	0	0.00	\$0
36-49	0	0.00	\$0	0	0.00	\$0	0	0.00	\$0	0	0.00	\$0	0	0.00	\$0
50-64	0	0.00	\$0	0	0.00	\$0	0	0.00	\$0	0	0.00	\$0	0	0.00	\$0
65+	0	0.00	\$0	0	0.00	\$0	0	0.00	\$0	0	0.00	\$0	0	0.00	\$0
<b>Total</b>	<b>883</b>	<b>18.58</b>	<b>\$90,511</b>	<b>966</b>	<b>20.61</b>	<b>\$112,835</b>	<b>828</b>	<b>22.07</b>	<b>\$132,944</b>	<b>869</b>	<b>22.02</b>	<b>\$137,122</b>	<b>887</b>	<b>22.18</b>	<b>\$153,993</b>

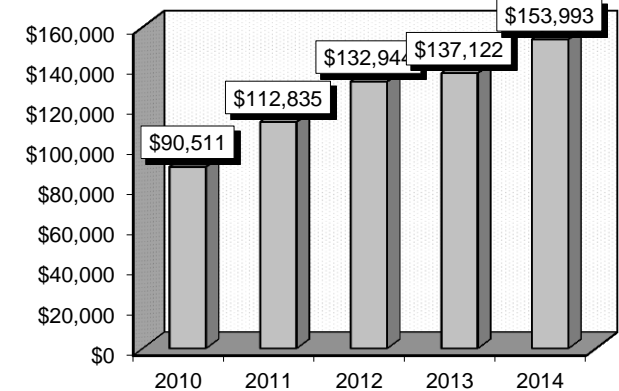
Patient Discharges



Average Length of Stay



Average Billed Charges



County / Hospital	2010			2011			2012			2013			2014		
	Cases	Avg LOS	Avg Bill	Cases	Avg LOS	Avg Bill	Cases	Avg LOS	Avg Bill	Cases	Avg LOS	Avg Bill	Cases	Avg LOS	Avg Bill
<b>Clark</b>															
Centennial Hills	19	10.11	\$52,022	33	11.70	\$55,834	33	12.00	\$59,933	38	13.89	\$75,772	49	11.55	\$65,938
Desert Springs	0	0.00	\$0	0	0.00	\$0	0	0.00	\$0	0	0.00	\$0	0	0.00	\$0
Mountain View	34	13.53	\$38,394	37	14.95	\$48,514	20	13.60	\$43,372	33	14.42	\$55,848	38	11.58	\$49,331
North Vista	0	0.00	\$0	0	0.00	\$0	0	0.00	\$0	0	0.00	\$0	0	0.00	\$0
Southern Hills	30	10.23	\$33,616	30	11.53	\$37,380	35	11.91	\$44,062	33	18.39	\$84,270	27	12.07	\$51,878
Spring Valley	55	17.27	\$109,420	69	18.58	\$149,214	76	21.55	\$122,233	65	23.00	\$160,721	94	22.99	\$160,945
St. Rose-Rose de Lima	13	12.54	\$32,170	0	0.00	\$0	0	0.00	\$0	0	0.00	\$0	0	0.00	\$0
St. Rose-San Martin	52	12.17	\$36,813	33	9.21	\$36,585	24	18.54	\$75,852	31	15.35	\$72,470	9	13.56	\$71,488
St. Rose-Siena	108	13.76	\$60,283	99	16.34	\$77,970	57	17.21	\$97,706	55	24.29	\$145,452	90	23.71	\$158,402
Summerlin	105	19.73	\$106,473	153	20.77	\$130,926	115	21.51	\$156,028	119	20.07	\$137,482	124	23.47	\$189,074
Sunrise	145	23.02	\$146,409	190	26.66	\$191,866	196	27.24	\$230,811	207	29.03	\$228,088	206	29.37	\$265,914
UMC	119	18.10	\$52,206	146	19.02	\$57,102	116	18.92	\$59,225	124	12.40	\$27,843	123	14.57	\$38,554
Valley	84	22.67	\$155,978	70	17.99	\$126,084	69	18.57	\$118,167	61	27.84	\$205,900	14	26.00	\$206,378
<b>Total</b>	<b>764</b>	<b>17.88</b>	<b>\$91,475</b>	<b>860</b>	<b>19.50</b>	<b>\$113,523</b>	<b>741</b>	<b>20.84</b>	<b>\$133,971</b>	<b>766</b>	<b>21.61</b>	<b>\$140,709</b>	<b>774</b>	<b>21.79</b>	<b>\$158,126</b>
<b>Washoe</b>															
Carson Tahoe	9	2.56	\$6,697	1	4.00	\$6,634	3	3.00	\$5,000	1	4.00	\$9,213	3	7.67	\$16,199
Northern Nevada	0	0.00	\$0	0	0.00	\$0	0	0.00	\$0	0	0.00	\$0	0	0.00	\$0
Renown Regional	77	26.38	\$98,814	70	32.50	\$111,093	64	36.50	\$138,496	68	28.85	\$125,521	68	24.25	\$119,229
Renown S. Meadows	0	0.00	\$0	0	0.00	\$0	0	0.00	\$0	0	0.00	\$0	0	0.00	\$0
Saint Mary's	27	24.96	\$86,847	31	27.58	\$115,077	17	28.71	\$112,700	22	26.55	\$126,161	33	34.03	\$182,172
Sierra Surgery	0	0.00	\$0	0	0.00	\$0	0	0.00	\$0	0	0.00	\$0	0	0.00	\$0
<b>Total</b>	<b>113</b>	<b>24.14</b>	<b>\$88,618</b>	<b>102</b>	<b>30.73</b>	<b>\$111,280</b>	<b>84</b>	<b>33.73</b>	<b>\$128,508</b>	<b>91</b>	<b>28.02</b>	<b>\$124,398</b>	<b>104</b>	<b>26.88</b>	<b>\$136,229</b>
<b>Rural</b>															
Battle Mountain	0	0.00	\$0	0	0.00	\$0	0	0.00	\$0	0	0.00	\$0	0	0.00	\$0
Boulder City	0	0.00	\$0	0	0.00	\$0	0	0.00	\$0	0	0.00	\$0	0	0.00	\$0
Carson Valley	0	0.00	\$0	0	0.00	\$0	0	0.00	\$0	0	0.00	\$0	0	0.00	\$0
Churchill	5	2.80	\$3,033	4	2.75	\$4,439	3	1.67	\$3,333	9	2.78	\$3,369	7	1.57	\$1,824
Desert View	0	0.00	\$0	0	0.00	\$0	0	0.00	\$0	0	0.00	\$0	0	0.00	\$0
Grover C. Dils	0	0.00	\$0	0	0.00	\$0	0	0.00	\$0	0	0.00	\$0	0	0.00	\$0
Humboldt	1	1.00	\$4,920	0	0.00	\$0	0	0.00	\$0	0	0.00	\$0	0	0.00	\$0
Incline Village	0	0.00	\$0	0	0.00	\$0	0	0.00	\$0	0	0.00	\$0	0	0.00	\$0
Mesa View	0	0.00	\$0	0	0.00	\$0	0	0.00	\$0	1	4.00	\$6,522	0	0.00	\$0
Mount Grant	0	0.00	\$0	0	0.00	\$0	0	0.00	\$0	0	0.00	\$0	0	0.00	\$0
Northeastern	0	0.00	\$0	0	0.00	\$0	0	0.00	\$0	2	3.50	\$9,124	2	3.50	\$10,913
Nye	0	0.00	\$0	0	0.00	\$0	0	0.00	\$0	0	0.00	\$0	0	0.00	\$0
Pershing	0	0.00	\$0	0	0.00	\$0	0	0.00	\$0	0	0.00	\$0	0	0.00	\$0
South Lyon	0	0.00	\$0	0	0.00	\$0	0	0.00	\$0	0	0.00	\$0	0	0.00	\$0
William Bee Ririe	0	0.00	\$0	0	0.00	\$0	0	0.00	\$0	0	0.00	\$0	0	0.00	\$0
<b>Total</b>	<b>6</b>	<b>2.50</b>	<b>\$3,348</b>	<b>4</b>	<b>2.75</b>	<b>\$4,439</b>	<b>3</b>	<b>1.67</b>	<b>\$3,333</b>	<b>12</b>	<b>3.00</b>	<b>\$4,591</b>	<b>9</b>	<b>2.00</b>	<b>\$3,844</b>
<b>All Counties</b>	<b>883</b>	<b>18.58</b>	<b>\$90,511</b>	<b>966</b>	<b>20.61</b>	<b>\$112,835</b>	<b>828</b>	<b>22.07</b>	<b>\$132,944</b>	<b>869</b>	<b>22.02</b>	<b>\$137,122</b>	<b>887</b>	<b>22.18</b>	<b>\$153,993</b>

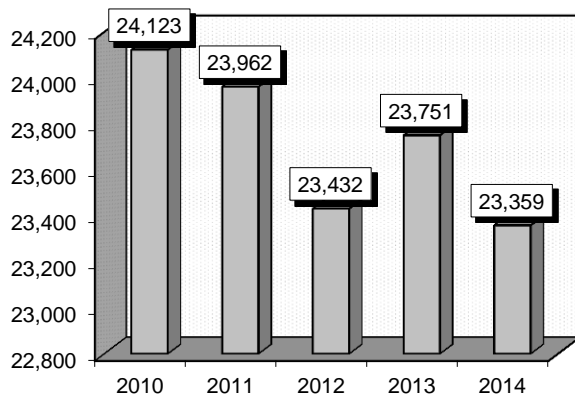
### Normal Newborn (795)

**Procedures:** that frequently accompanied Normal Newborn were: 1) Prophylactic administration of vaccine against other diseases (9955), 2) Circumcision (640), 3) Audiometry (9541), 4) Hearing examination, not otherwise specified (9547), 5) Other phototherapy (9983), 6) Other nonoperative neurologic function tests (8915).

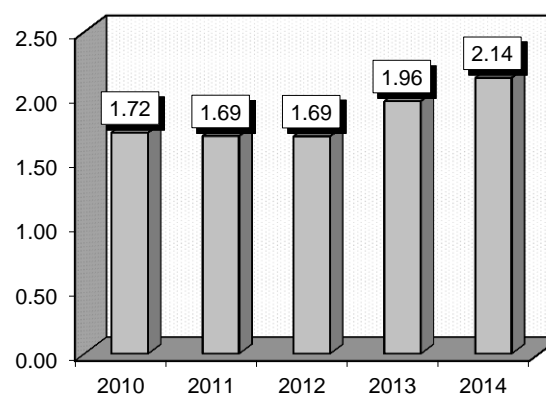
**Comment:** On average, birth weights range from five pounds five ounces to eight pounds. The pulse of a newborn ranges from 100 to 170 beats per minute when awake, 70 to 80 when sleeping deeply. They take an average of 30 to 50 breaths per minute. Nearly all fair-skinned babies are born with blue or gray eyes, which may gradually change color over the first 12 months. Darker-skinned babies most often are born with brown or darker eyes, which usually stay that color. Dark-haired babies usually stay that way, but blond hair often darkens with age. Newborn babies have a soft spot, also known as the fontanel, that is diamond shaped just above the hairline, where the baby's skull bones have not yet fused together.

Gender	2010			2011			2012			2013			2014		
	Cases	Avg LOS	Avg Bill	Cases	Avg LOS	Avg Bill	Cases	Avg LOS	Avg Bill	Cases	Avg LOS	Avg Bill	Cases	Avg LOS	Avg Bill
Male	12,064	1.73	\$2,301	12,088	1.69	\$2,506	11,895	1.70	\$2,764	11,979	1.98	\$3,108	11,736	2.14	\$3,424
Female	12,059	1.70	\$2,246	11,874	1.69	\$2,451	11,537	1.68	\$2,762	11,772	1.94	\$2,892	11,623	2.14	\$3,266
Age Group	Cases	Avg LOS	Avg Bill	Cases	Avg LOS	Avg Bill	Cases	Avg LOS	Avg Bill	Cases	Avg LOS	Avg Bill	Cases	Avg LOS	Avg Bill
0-17	24,123	1.72	\$2,274	23,962	1.69	\$2,479	23,432	1.69	\$2,763	23,751	1.96	\$3,001	23,359	2.14	\$3,346
18-35	0	0.00	\$0	0	0.00	\$0	0	0.00	\$0	0	0.00	\$0	0	0.00	\$0
36-49	0	0.00	\$0	0	0.00	\$0	0	0.00	\$0	0	0.00	\$0	0	0.00	\$0
50-64	0	0.00	\$0	0	0.00	\$0	0	0.00	\$0	0	0.00	\$0	0	0.00	\$0
65+	0	0.00	\$0	0	0.00	\$0	0	0.00	\$0	0	0.00	\$0	0	0.00	\$0
<b>Total</b>	<b>24,123</b>	<b>1.72</b>	<b>\$2,274</b>	<b>23,962</b>	<b>1.69</b>	<b>\$2,479</b>	<b>23,432</b>	<b>1.69</b>	<b>\$2,763</b>	<b>23,751</b>	<b>1.96</b>	<b>\$3,001</b>	<b>23,359</b>	<b>2.14</b>	<b>\$3,346</b>

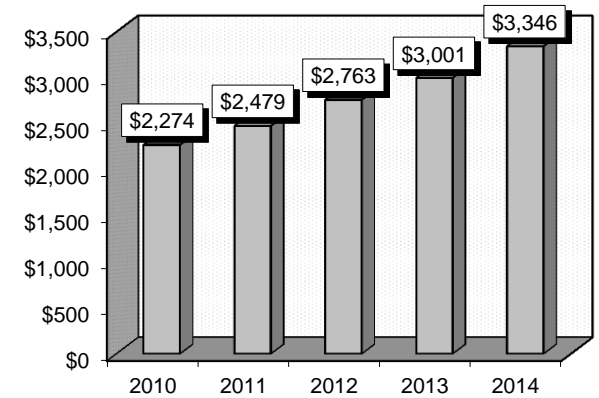
**Patient Discharges**



**Average Length of Stay**



**Average Billed Charges**





County / Hospital	2010			2011			2012			2013			2014		
	Cases	Avg LOS	Avg Bill	Cases	Avg LOS	Avg Bill	Cases	Avg LOS	Avg Bill	Cases	Avg LOS	Avg Bill	Cases	Avg LOS	Avg Bill
<b>Clark</b>															
Centennial Hills	905	1.64	\$2,241	1,080	1.70	\$2,604	1,185	1.69	\$3,163	1,401	1.58	\$2,912	1,789	1.55	\$2,636
Desert Springs	0	0.00	\$0	0	0.00	\$0	0	0.00	\$0	0	0.00	\$0	0	0.00	\$0
Mountain View	1,212	1.73	\$2,576	1,256	1.70	\$2,821	1,293	1.73	\$3,096	1,188	1.72	\$3,247	1,426	1.79	\$3,693
North Vista	12	1.17	\$1,070	0	0.00	\$0	0	0.00	\$0	0	0.00	\$0	0	0.00	\$0
Southern Hills	854	1.83	\$2,259	900	1.79	\$2,368	828	1.75	\$2,530	798	1.72	\$2,583	865	1.73	\$2,865
Spring Valley	1,575	1.28	\$1,905	1,778	1.30	\$2,168	1,727	1.34	\$2,604	1,946	1.97	\$3,274	2,278	2.25	\$4,113
St. Rose-Rose de Lima	247	2.36	\$2,817	0	0.00	\$0	0	0.00	\$0	0	0.00	\$0	0	0.00	\$0
St. Rose-San Martin	623	1.98	\$2,617	584	1.79	\$2,502	726	1.88	\$2,924	704	3.19	\$3,646	712	3.70	\$4,201
St. Rose-Siena	2,330	1.97	\$2,727	2,346	2.00	\$2,864	2,487	1.90	\$2,905	2,503	3.47	\$3,574	2,379	4.44	\$3,958
Summerlin	1,973	1.54	\$2,432	2,271	1.53	\$2,774	2,418	1.44	\$2,903	2,309	1.70	\$3,099	2,637	1.96	\$3,567
Sunrise	3,025	1.78	\$2,480	2,928	1.77	\$2,972	3,111	1.77	\$3,127	3,185	1.78	\$3,171	3,123	1.77	\$3,666
UMC	2,711	1.76	\$1,309	2,417	1.71	\$1,450	1,835	1.80	\$1,748	1,673	1.78	\$1,578	1,803	1.80	\$1,683
Valley	2,392	1.41	\$2,513	2,139	1.47	\$2,849	1,775	1.49	\$3,375	1,499	1.50	\$3,509	358	1.41	\$3,276
<b>Total</b>	<b>17,859</b>	<b>1.69</b>	<b>\$2,275</b>	<b>17,699</b>	<b>1.67</b>	<b>\$2,550</b>	<b>17,385</b>	<b>1.67</b>	<b>\$2,855</b>	<b>17,206</b>	<b>2.05</b>	<b>\$3,082</b>	<b>17,370</b>	<b>2.28</b>	<b>\$3,414</b>
<b>Washoe</b>															
Carson Tahoe	633	1.40	\$2,265	609	1.41	\$2,308	639	1.58	\$2,320	682	1.46	\$2,449	665	1.46	\$2,544
Northern Nevada	0	0.00	\$0	0	0.00	\$0	0	0.00	\$0	0	0.00	\$0	0	0.00	\$0
Renown Regional	2,675	1.97	\$2,555	2,764	1.91	\$2,533	2,707	1.88	\$2,642	3,070	1.89	\$3,330	2,941	1.88	\$3,549
Renown S. Meadows	0	0.00	\$0	0	0.00	\$0	0	0.00	\$0	0	0.00	\$0	0	0.00	\$0
Saint Mary's	1,914	1.86	\$2,101	1,801	1.78	\$1,948	1,523	1.81	\$2,458	1,602	1.78	\$2,023	1,329	1.81	\$3,002
Sierra Surgery	0	0.00	\$0	0	0.00	\$0	0	0.00	\$0	0	0.00	\$0	0	0.00	\$0
<b>Total</b>	<b>5,222</b>	<b>1.86</b>	<b>\$2,354</b>	<b>5,174</b>	<b>1.81</b>	<b>\$2,303</b>	<b>4,869</b>	<b>1.82</b>	<b>\$2,542</b>	<b>5,354</b>	<b>1.81</b>	<b>\$2,827</b>	<b>4,935</b>	<b>1.81</b>	<b>\$3,266</b>
<b>Rural</b>															
Battle Mountain	0	0.00	\$0	0	0.00	\$0	0	0.00	\$0	0	0.00	\$0	0	0.00	\$0
Boulder City	0	0.00	\$0	0	0.00	\$0	0	0.00	\$0	0	0.00	\$0	0	0.00	\$0
Carson Valley	0	0.00	\$0	0	0.00	\$0	0	0.00	\$0	0	0.00	\$0	0	0.00	\$0
Churchill	207	1.57	\$1,512	236	1.44	\$1,477	268	1.49	\$1,549	225	1.43	\$1,540	243	1.37	\$1,591
Desert View	0	0.00	\$0	0	0.00	\$0	0	0.00	\$0	0	0.00	\$0	0	0.00	\$0
Grover C. Dils	0	0.00	\$0	0	0.00	\$0	0	0.00	\$0	0	0.00	\$0	0	0.00	\$0
Humboldt	240	1.53	\$1,181	222	1.50	\$1,881	219	1.58	\$2,542	244	1.57	\$2,488	216	1.57	\$2,472
Incline Village	0	0.00	\$0	0	0.00	\$0	0	0.00	\$0	0	0.00	\$0	0	0.00	\$0
Mesa View	99	1.74	\$2,248	100	1.65	\$2,398	109	1.65	\$2,486	82	1.76	\$2,752	95	1.75	\$2,919
Mount Grant	0	0.00	\$0	0	0.00	\$0	0	0.00	\$0	0	0.00	\$0	0	0.00	\$0
Northeastern	416	1.44	\$2,160	462	1.47	\$2,521	514	1.39	\$2,517	577	1.39	\$2,912	450	1.40	\$3,056
Nye	1	1.00	\$1,316	1	1.00	\$3,228	1	1.00	\$1,614	0	0.00	\$0	0	0.00	\$0
Pershing	0	0.00	\$0	0	0.00	\$0	0	0.00	\$0	0	0.00	\$0	0	0.00	\$0
South Lyon	0	0.00	\$0	0	0.00	\$0	0	0.00	\$0	1	1.00	\$4,265	2	1.00	\$3,626
William Bee Ririe	79	1.84	\$2,549	68	1.57	\$2,655	67	1.61	\$2,874	62	1.68	\$3,786	48	1.65	\$3,164
<b>Total</b>	<b>1,042</b>	<b>1.54</b>	<b>\$1,843</b>	<b>1,089</b>	<b>1.49</b>	<b>\$2,162</b>	<b>1,178</b>	<b>1.48</b>	<b>\$2,318</b>	<b>1,191</b>	<b>1.48</b>	<b>\$2,602</b>	<b>1,054</b>	<b>1.47</b>	<b>\$2,592</b>
<b>All Counties</b>	<b>24,123</b>	<b>1.72</b>	<b>\$2,274</b>	<b>23,962</b>	<b>1.69</b>	<b>\$2,479</b>	<b>23,432</b>	<b>1.69</b>	<b>\$2,763</b>	<b>23,751</b>	<b>1.96</b>	<b>\$3,001</b>	<b>23,359</b>	<b>2.14</b>	<b>\$3,346</b>

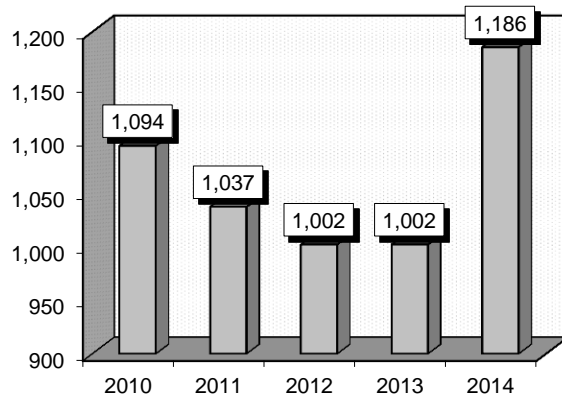
### Postoperative Or Post-Traumatic Infections (856-858,862-863)

**Diagnoses:** that frequently accompanied Postoperative Or Post-Traumatic Infections were: 1) Other postoperative infection (99859), 2) Unspecified essential hypertension (4019), 3) Hyposmolality and/or hyponatremia (2761), 4) Other and unspecified hyperlipidemia (2724), 5) Diabetes mellitus without mention of complication, type II or unspecified type, not stated as uncontrolled (25000), 6) Anemia, unspecified (2859), 7) Tobacco use disorder (3051).

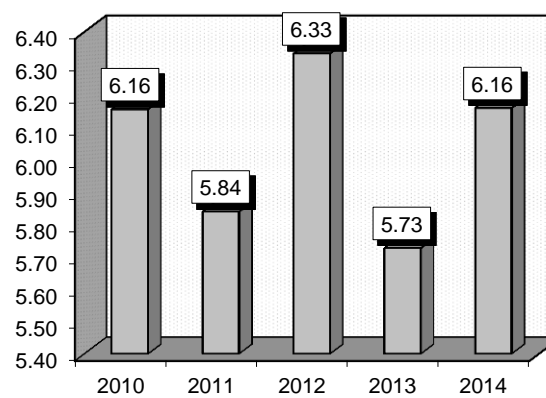
**Definitions:** **Postoperative:** Referring to the time period after an operation or surgical procedure. **Hypertension:** High blood pressure. **Diabetes mellitus:** A condition in which the pancreas no longer produces enough insulin or cells stop responding to the insulin that is produced, so that glucose in the blood cannot be absorbed into the cells of the body. **Hyposmolality:** The condition especially of a bodily fluid of having abnormally low osmolality. **Osmolality:** The concentration of a solution expressed as the total number of solute particles per kilogram. **Hyperlipidemia:** An abnormally high concentration of fats or lipids in the blood. **Percutaneous:** Performed through the skin. **Subcutaneous:** Beneath the skin. **Excise:** To remove by cutting. **Debridement:** The medical removal of dead, damaged, or infected tissue to improve the healing potential of the remaining healthy tissue.

Gender	2010			2011			2012			2013			2014		
	Cases	Avg LOS	Avg Bill	Cases	Avg LOS	Avg Bill	Cases	Avg LOS	Avg Bill	Cases	Avg LOS	Avg Bill	Cases	Avg LOS	Avg Bill
Male	518	6.33	\$61,840	460	5.64	\$63,162	465	6.29	\$65,424	451	5.86	\$71,509	582	5.96	\$69,155
Female	576	6.01	\$57,278	577	6.01	\$63,601	537	6.37	\$75,281	551	5.62	\$65,488	604	6.36	\$82,657
Age Group	Cases	Avg LOS	Avg Bill	Cases	Avg LOS	Avg Bill	Cases	Avg LOS	Avg Bill	Cases	Avg LOS	Avg Bill	Cases	Avg LOS	Avg Bill
0-17	51	4.82	\$45,838	31	3.97	\$30,057	36	6.06	\$46,164	28	5.21	\$44,432	35	4.94	\$53,598
18-35	128	6.38	\$55,098	127	4.84	\$47,433	89	6.99	\$64,324	115	4.44	\$47,539	139	5.37	\$61,259
36-49	244	5.48	\$52,049	207	5.78	\$59,926	187	6.15	\$70,581	179	5.26	\$66,807	239	5.92	\$70,844
50-64	347	6.22	\$60,284	349	6.19	\$66,740	339	6.11	\$72,421	315	5.82	\$70,038	367	6.74	\$82,256
65+	324	6.73	\$67,952	323	6.07	\$71,515	351	6.51	\$73,254	365	6.32	\$75,625	406	6.16	\$80,449
<b>Total</b>	<b>1,094</b>	<b>6.16</b>	<b>\$59,438</b>	<b>1,037</b>	<b>5.84</b>	<b>\$63,406</b>	<b>1,002</b>	<b>6.33</b>	<b>\$70,707</b>	<b>1,002</b>	<b>5.73</b>	<b>\$68,198</b>	<b>1,186</b>	<b>6.16</b>	<b>\$76,031</b>

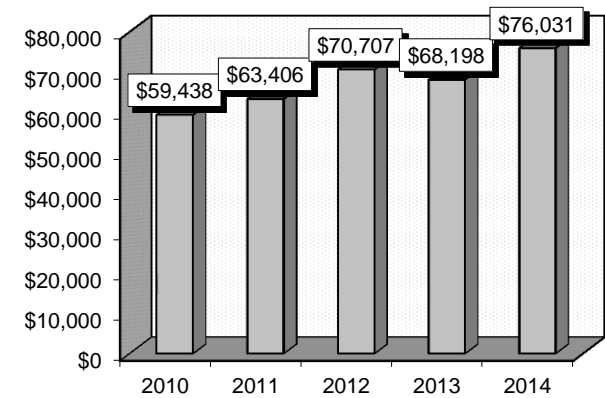
**Patient Discharges**



**Average Length of Stay**



**Average Billed Charges**



County / Hospital	2010			2011			2012			2013			2014		
	Cases	Avg LOS	Avg Bill	Cases	Avg LOS	Avg Bill	Cases	Avg LOS	Avg Bill	Cases	Avg LOS	Avg Bill	Cases	Avg LOS	Avg Bill
<b>Clark</b>															
Centennial Hills	39	5.79	\$64,106	31	4.61	\$70,158	29	5.48	\$95,872	33	4.00	\$70,783	63	3.63	\$72,516
Desert Springs	30	7.50	\$84,873	35	5.57	\$67,178	35	9.09	\$123,351	45	8.40	\$118,092	40	6.58	\$88,182
Mountain View	60	7.90	\$94,356	98	6.20	\$79,948	82	6.11	\$82,012	86	7.38	\$108,040	87	7.70	\$104,327
North Vista	11	5.64	\$54,887	8	8.50	\$86,627	8	10.38	\$89,922	13	6.54	\$104,978	9	7.33	\$59,659
Southern Hills	34	4.71	\$50,492	39	4.10	\$56,030	61	5.93	\$77,902	39	4.77	\$66,467	59	5.42	\$76,454
Spring Valley	48	4.85	\$72,947	44	4.61	\$70,785	40	7.35	\$87,852	43	4.51	\$77,865	60	4.60	\$76,240
St. Rose-Rose de Lima	36	3.94	\$43,110	16	3.00	\$38,639	17	6.65	\$71,042	15	5.40	\$49,382	24	5.92	\$68,572
St. Rose-San Martin	35	5.71	\$53,183	36	7.11	\$97,883	30	5.03	\$56,797	21	7.52	\$83,378	37	6.00	\$67,390
St. Rose-Siena	57	7.19	\$75,030	62	6.29	\$74,812	61	5.11	\$59,963	60	5.15	\$70,310	56	5.36	\$66,772
Summerlin	91	6.97	\$86,807	67	6.46	\$88,519	63	5.76	\$93,551	64	4.28	\$72,069	77	6.51	\$128,523
Sunrise	137	6.61	\$70,433	126	5.59	\$69,919	95	7.07	\$97,671	105	6.57	\$86,796	133	7.16	\$96,646
UMC	146	5.18	\$42,167	156	6.12	\$48,738	135	6.30	\$55,225	99	5.05	\$39,595	147	6.54	\$55,969
Valley	60	6.77	\$80,205	56	6.00	\$92,375	50	6.68	\$103,552	41	6.27	\$118,902	70	7.20	\$133,008
<b>Total</b>	<b>784</b>	<b>6.17</b>	<b>\$67,267</b>	<b>774</b>	<b>5.81</b>	<b>\$70,608</b>	<b>706</b>	<b>6.39</b>	<b>\$80,996</b>	<b>664</b>	<b>5.84</b>	<b>\$80,539</b>	<b>862</b>	<b>6.27</b>	<b>\$86,962</b>
<b>Washoe</b>															
Carson Tahoe	35	5.37	\$36,580	35	3.91	\$31,947	41	4.63	\$35,884	57	4.25	\$36,056	56	4.57	\$41,841
Northern Nevada	23	5.09	\$43,205	20	6.35	\$65,821	21	5.00	\$75,769	15	4.20	\$47,339	11	6.27	\$83,343
Renown Regional	128	8.11	\$47,823	101	7.44	\$49,000	144	7.49	\$49,456	174	6.45	\$48,395	167	6.81	\$50,443
Renown S. Meadows	14	3.93	\$25,702	16	4.25	\$24,914	15	4.27	\$27,437	11	2.73	\$22,186	18	4.17	\$34,244
Saint Mary's	76	5.26	\$38,356	58	5.62	\$41,364	45	6.33	\$50,204	49	5.51	\$48,969	50	5.58	\$47,109
Sierra Surgery	1	2.00	\$18,841	0	0.00	\$0	2	3.50	\$32,005	1	5.00	\$29,149	1	1.00	\$16,180
<b>Total</b>	<b>277</b>	<b>6.50</b>	<b>\$42,199</b>	<b>230</b>	<b>6.13</b>	<b>\$44,267</b>	<b>268</b>	<b>6.45</b>	<b>\$48,204</b>	<b>307</b>	<b>5.64</b>	<b>\$45,142</b>	<b>303</b>	<b>6.00</b>	<b>\$48,422</b>
<b>Rural</b>															
Battle Mountain	0	0.00	\$0	1	4.00	\$10,347	0	0.00	\$0	0	0.00	\$0	0	0.00	\$0
Boulder City	1	1.00	\$1,753	1	3.00	\$9,701	0	0.00	\$0	0	0.00	\$0	0	0.00	\$0
Carson Valley	5	3.00	\$18,236	1	3.00	\$28,167	3	3.00	\$22,901	7	6.00	\$64,224	1	1.00	\$8,827
Churchill	2	2.50	\$10,993	4	12.75	\$97,603	8	5.00	\$30,768	7	4.00	\$28,301	6	5.67	\$27,537
Desert View	0	0.00	\$0	2	1.00	\$4,577	1	1.00	\$8,238	1	4.00	\$27,118	1	3.00	\$26,099
Grover C. Dils	0	0.00	\$0	1	3.00	\$4,152	0	0.00	\$0	0	0.00	\$0	0	0.00	\$0
Humboldt	6	2.33	\$13,330	11	5.09	\$26,530	4	4.75	\$40,461	4	3.50	\$16,938	2	5.00	\$31,180
Incline Village	0	0.00	\$0	0	0.00	\$0	0	0.00	\$0	0	0.00	\$0	0	0.00	\$0
Mesa View	10	3.20	\$18,162	7	2.57	\$15,650	2	3.00	\$19,169	3	4.67	\$29,526	4	4.00	\$27,721
Mount Grant	2	2.00	\$6,958	0	0.00	\$0	0	0.00	\$0	4	2.75	\$9,181	0	0.00	\$0
Northeastern	4	4.25	\$34,541	2	3.00	\$21,736	5	2.60	\$30,304	5	3.20	\$26,036	4	3.25	\$27,220
Nye	0	0.00	\$0	0	0.00	\$0	0	0.00	\$0	0	0.00	\$0	0	0.00	\$0
Pershing	0	0.00	\$0	0	0.00	\$0	0	0.00	\$0	0	0.00	\$0	0	0.00	\$0
South Lyon	2	4.00	\$7,738	0	0.00	\$0	0	0.00	\$0	0	0.00	\$0	0	0.00	\$0
William Bee Ririe	1	8.00	\$54,695	3	1.33	\$7,745	5	3.20	\$14,345	0	0.00	\$0	3	2.67	\$19,238
<b>Total</b>	<b>33</b>	<b>3.15</b>	<b>\$18,144</b>	<b>33</b>	<b>4.55</b>	<b>\$27,879</b>	<b>28</b>	<b>3.71</b>	<b>\$26,661</b>	<b>31</b>	<b>4.16</b>	<b>\$32,194</b>	<b>21</b>	<b>4.05</b>	<b>\$25,713</b>
<b>All Counties</b>	<b>1,094</b>	<b>6.16</b>	<b>\$59,438</b>	<b>1,037</b>	<b>5.84</b>	<b>\$63,406</b>	<b>1,002</b>	<b>6.33</b>	<b>\$70,707</b>	<b>1,002</b>	<b>5.73</b>	<b>\$68,198</b>	<b>1,186</b>	<b>6.16</b>	<b>\$76,031</b>

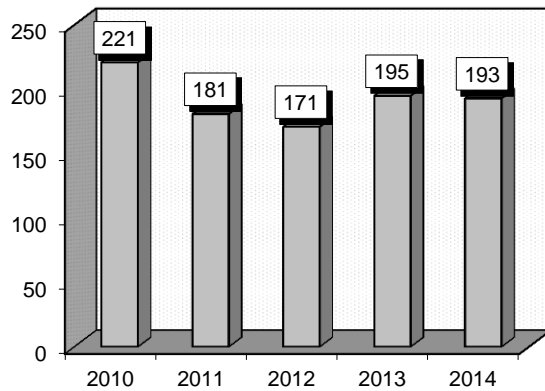
### Viral Illness (865-866)

**Diagnoses:** that frequently accompanied Viral Illness were: 1) Unspecified viral infection (07999), 2) Unspecified essential hypertension (4019), 3) Dehydration (27651).

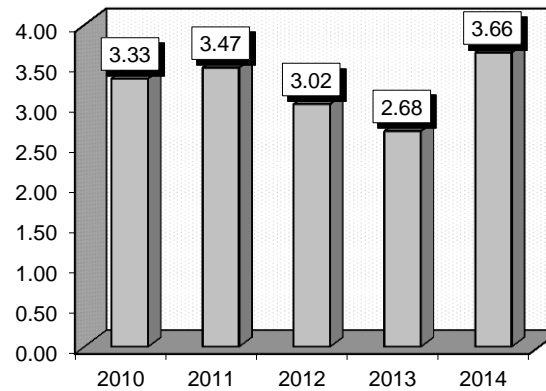
**Definitions:** **Viral:** Of, pertaining to, or caused by a virus. **Infection:** Invasion of the body with organisms that have the potential to cause disease. **Hypertension:** High blood pressure. **Dehydration:** Occurs when you use or lose more fluid than you take in, and your body doesn't have enough water and other fluids to carry out its normal functions.

Gender	2010			2011			2012			2013			2014		
	Cases	Avg LOS	Avg Bill	Cases	Avg LOS	Avg Bill	Cases	Avg LOS	Avg Bill	Cases	Avg LOS	Avg Bill	Cases	Avg LOS	Avg Bill
Male	105	3.76	\$32,667	91	3.33	\$31,135	89	2.94	\$29,677	107	2.88	\$28,855	91	3.63	\$40,245
Female	116	2.95	\$22,948	90	3.61	\$34,163	82	3.10	\$30,934	88	2.44	\$31,168	102	3.69	\$46,316
Age Group	Cases	Avg LOS	Avg Bill	Cases	Avg LOS	Avg Bill	Cases	Avg LOS	Avg Bill	Cases	Avg LOS	Avg Bill	Cases	Avg LOS	Avg Bill
0-17	103	2.31	\$13,213	76	2.28	\$14,504	68	2.43	\$20,439	76	2.43	\$22,449	71	3.21	\$34,760
18-35	39	3.90	\$35,937	32	3.38	\$35,349	32	2.75	\$26,343	29	3.55	\$40,547	28	3.79	\$48,739
36-49	17	3.35	\$27,686	19	3.32	\$30,999	25	4.20	\$48,085	29	2.48	\$30,122	23	3.65	\$50,316
50-64	26	4.65	\$43,494	19	3.11	\$33,206	16	4.50	\$44,283	24	2.54	\$33,757	30	3.17	\$38,651
65+	36	4.69	\$48,000	35	6.43	\$70,132	30	2.87	\$34,476	37	2.76	\$34,178	41	4.71	\$54,564
<b>Total</b>	<b>221</b>	<b>3.33</b>	<b>\$27,566</b>	<b>181</b>	<b>3.47</b>	<b>\$32,641</b>	<b>171</b>	<b>3.02</b>	<b>\$30,279</b>	<b>195</b>	<b>2.68</b>	<b>\$29,899</b>	<b>193</b>	<b>3.66</b>	<b>\$43,454</b>

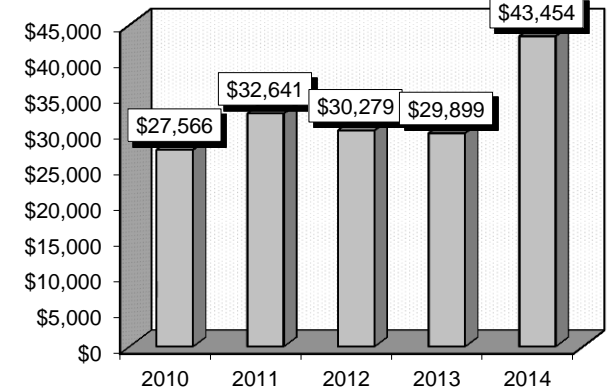
**Patient Discharges**



**Average Length of Stay**



**Average Billed Charges**



County / Hospital	2010			2011			2012			2013			2014		
	Cases	Avg LOS	Avg Bill	Cases	Avg LOS	Avg Bill	Cases	Avg LOS	Avg Bill	Cases	Avg LOS	Avg Bill	Cases	Avg LOS	Avg Bill
<b>Clark</b>															
Centennial Hills	5	3.40	\$28,165	4	4.25	\$31,626	10	2.70	\$39,545	5	2.40	\$33,394	6	2.33	\$47,420
Desert Springs	1	5.00	\$27,309	3	3.33	\$38,247	2	3.00	\$37,128	5	3.20	\$35,550	8	3.50	\$60,264
Mountain View	13	3.46	\$36,882	14	3.71	\$41,596	6	3.83	\$49,564	10	3.40	\$56,530	16	5.13	\$67,938
North Vista	1	2.00	\$31,494	0	0.00	\$0	1	1.00	\$8,448	0	0.00	\$0	0	0.00	\$0
Southern Hills	5	1.80	\$28,430	8	2.88	\$33,711	6	3.17	\$42,215	8	3.25	\$45,565	4	4.25	\$60,241
Spring Valley	2	4.00	\$48,571	2	26.00	\$180,166	0	0.00	\$0	4	1.75	\$27,256	5	1.60	\$35,229
St. Rose-Rose de Lima	4	4.25	\$47,324	5	3.80	\$34,018	4	2.50	\$19,863	5	2.60	\$27,983	7	3.29	\$41,244
St. Rose-San Martin	7	4.14	\$37,931	5	2.60	\$23,751	5	2.80	\$36,288	10	1.90	\$25,342	5	1.80	\$30,653
St. Rose-Siena	20	4.65	\$46,413	29	3.48	\$25,649	24	2.83	\$27,170	17	2.65	\$24,231	17	4.59	\$44,460
Summerlin	51	3.29	\$24,749	21	2.33	\$22,960	14	2.29	\$27,350	23	1.87	\$24,918	21	3.38	\$29,933
Sunrise	24	2.42	\$25,601	24	3.58	\$54,041	22	3.64	\$43,303	25	3.44	\$46,256	34	3.65	\$61,157
UMC	26	3.19	\$24,910	27	3.74	\$26,708	21	3.33	\$23,892	27	2.59	\$21,000	20	3.90	\$29,119
Valley	5	5.00	\$53,161	5	3.60	\$68,166	5	4.80	\$60,824	9	2.89	\$41,365	5	3.00	\$57,465
<b>Total</b>	<b>164</b>	<b>3.41</b>	<b>\$31,046</b>	<b>147</b>	<b>3.68</b>	<b>\$36,241</b>	<b>120</b>	<b>3.12</b>	<b>\$34,027</b>	<b>148</b>	<b>2.68</b>	<b>\$32,822</b>	<b>148</b>	<b>3.70</b>	<b>\$47,609</b>
<b>Washoe</b>															
Carson Tahoe	10	1.70	\$9,665	6	1.33	\$7,953	8	2.88	\$22,240	5	1.80	\$13,422	8	3.00	\$25,183
Northern Nevada	4	4.00	\$33,482	2	3.00	\$40,111	0	0.00	\$0	0	0.00	\$0	1	2.00	\$35,343
Renown Regional	24	4.17	\$20,802	13	3.23	\$19,199	24	3.04	\$24,735	23	3.04	\$24,004	21	3.90	\$36,079
Renown S. Meadows	2	1.50	\$9,601	1	4.00	\$42,640	6	2.50	\$22,662	6	2.67	\$22,838	2	3.50	\$27,346
Saint Mary's	10	2.40	\$18,337	4	2.25	\$14,768	7	2.43	\$15,137	8	2.88	\$20,119	7	4.29	\$25,720
Sierra Surgery	0	0.00	\$0	0	0.00	\$0	0	0.00	\$0	0	0.00	\$0	0	0.00	\$0
<b>Total</b>	<b>50</b>	<b>3.20</b>	<b>\$18,648</b>	<b>26</b>	<b>2.65</b>	<b>\$18,432</b>	<b>45</b>	<b>2.84</b>	<b>\$22,522</b>	<b>42</b>	<b>2.81</b>	<b>\$21,838</b>	<b>39</b>	<b>3.72</b>	<b>\$31,518</b>
<b>Rural</b>															
Battle Mountain	0	0.00	\$0	0	0.00	\$0	0	0.00	\$0	0	0.00	\$0	0	0.00	\$0
Boulder City	0	0.00	\$0	0	0.00	\$0	0	0.00	\$0	0	0.00	\$0	1	1.00	\$11,505
Carson Valley	1	2.00	\$5,263	0	0.00	\$0	0	0.00	\$0	0	0.00	\$0	0	0.00	\$0
Churchill	0	0.00	\$0	0	0.00	\$0	1	3.00	\$6,038	1	1.00	\$8,053	0	0.00	\$0
Desert View	1	1.00	\$4,336	2	1.00	\$4,457	0	0.00	\$0	0	0.00	\$0	0	0.00	\$0
Grover C. Dils	0	0.00	\$0	0	0.00	\$0	0	0.00	\$0	0	0.00	\$0	0	0.00	\$0
Humboldt	0	0.00	\$0	2	2.00	\$4,150	1	3.00	\$26,774	1	1.00	\$2,964	1	3.00	\$8,362
Incline Village	0	0.00	\$0	0	0.00	\$0	0	0.00	\$0	0	0.00	\$0	1	2.00	\$14,592
Mesa View	2	2.50	\$8,799	1	6.00	\$34,260	0	0.00	\$0	0	0.00	\$0	1	3.00	\$19,674
Mount Grant	1	3.00	\$5,647	0	0.00	\$0	0	0.00	\$0	0	0.00	\$0	0	0.00	\$0
Northeastern	1	6.00	\$31,753	2	2.50	\$20,045	3	2.00	\$15,043	3	2.00	\$14,829	1	4.00	\$51,708
Nye	0	0.00	\$0	0	0.00	\$0	0	0.00	\$0	0	0.00	\$0	0	0.00	\$0
Pershing	0	0.00	\$0	0	0.00	\$0	0	0.00	\$0	0	0.00	\$0	0	0.00	\$0
South Lyon	0	0.00	\$0	0	0.00	\$0	1	2.00	\$3,145	0	0.00	\$0	0	0.00	\$0
William Bee Ririe	1	1.00	\$3,459	1	1.00	\$9,825	0	0.00	\$0	0	0.00	\$0	1	1.00	\$5,312
<b>Total</b>	<b>7</b>	<b>2.57</b>	<b>\$9,722</b>	<b>8</b>	<b>2.25</b>	<b>\$12,673</b>	<b>6</b>	<b>2.33</b>	<b>\$13,515</b>	<b>5</b>	<b>1.60</b>	<b>\$11,101</b>	<b>6</b>	<b>2.33</b>	<b>\$18,526</b>
<b>All Counties</b>	<b>221</b>	<b>3.33</b>	<b>\$27,566</b>	<b>181</b>	<b>3.47</b>	<b>\$32,641</b>	<b>171</b>	<b>3.02</b>	<b>\$30,279</b>	<b>195</b>	<b>2.68</b>	<b>\$29,899</b>	<b>193</b>	<b>3.66</b>	<b>\$43,454</b>

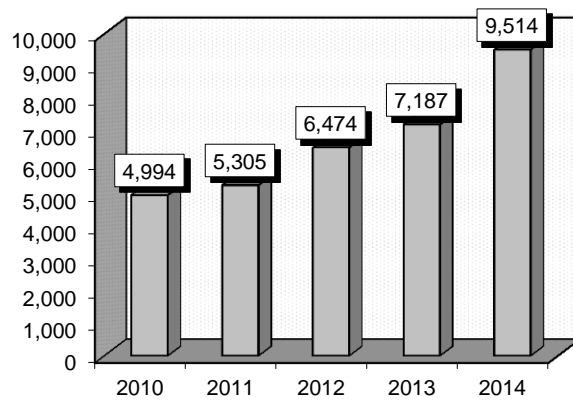
### Septicemia Or Severe Sepsis (870-872)

**Diagnoses:** that frequently accompanied Septicemia Or Severe Sepsis were: 1) Acute respiratory failure (51881), 2) Septic shock (78552), 3) Acute kidney failure, unspecified (5849), 4) Pneumonia, organism unspecified (486), 5) Acidosis (2762), 6) Urinary tract infection, site not specified (5990).

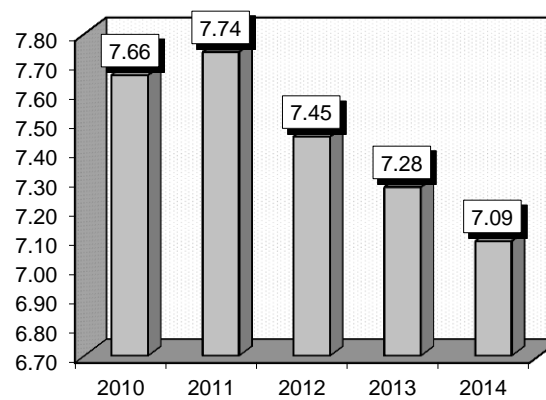
**Definitions: Septicemia:** Systemic disease caused by the spread of microorganisms and their toxins through circulating blood; formerly called "blood poisoning". **Septic shock:** A serious condition that occurs when a body-wide infection leads to dangerously low blood pressure. **Acidosis:** The accumulation of acid and hydrogen ions or depletion of the alkaline reserve (bicarbonate content) in the blood and body tissues, resulting in a decrease in pH.

Gender	2010			2011			2012			2013			2014		
	Cases	Avg LOS	Avg Bill	Cases	Avg LOS	Avg Bill	Cases	Avg LOS	Avg Bill	Cases	Avg LOS	Avg Bill	Cases	Avg LOS	Avg Bill
Male	2,567	7.86	\$98,400	2,671	7.91	\$103,088	3,211	7.76	\$105,787	3,548	7.42	\$102,752	4,686	7.45	\$105,328
Female	2,427	7.44	\$86,830	2,634	7.56	\$94,489	3,263	7.14	\$91,596	3,639	7.14	\$93,890	4,828	6.74	\$92,650
Age Group	Cases	Avg LOS	Avg Bill	Cases	Avg LOS	Avg Bill	Cases	Avg LOS	Avg Bill	Cases	Avg LOS	Avg Bill	Cases	Avg LOS	Avg Bill
0-17	70	6.53	\$92,008	62	9.94	\$113,253	51	7.63	\$126,526	61	10.25	\$157,500	71	8.42	\$167,475
18-35	253	6.58	\$78,399	290	6.13	\$77,394	347	6.79	\$79,434	474	6.10	\$71,054	698	5.94	\$71,320
36-49	443	7.37	\$87,142	502	8.06	\$99,696	599	7.37	\$96,843	681	7.39	\$92,314	929	6.67	\$94,792
50-64	1,226	8.52	\$105,051	1,313	8.37	\$110,177	1,627	8.20	\$107,637	1,711	7.89	\$108,776	2,381	7.94	\$111,355
65+	3,002	7.47	\$89,826	3,138	7.53	\$95,620	3,850	7.20	\$96,469	4,260	7.10	\$97,174	5,435	6.92	\$96,782
<b>Total</b>	<b>4,994</b>	<b>7.66</b>	<b>\$92,777</b>	<b>5,305</b>	<b>7.74</b>	<b>\$98,818</b>	<b>6,474</b>	<b>7.45</b>	<b>\$98,634</b>	<b>7,187</b>	<b>7.28</b>	<b>\$98,265</b>	<b>9,514</b>	<b>7.09</b>	<b>\$98,894</b>

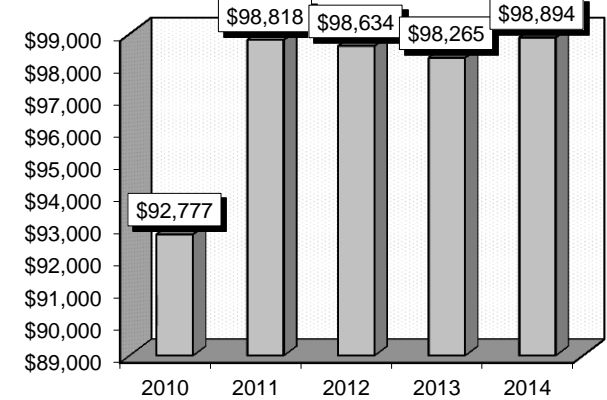
Patient Discharges



Average Length of Stay



Average Billed Charges



County / Hospital	2010			2011			2012			2013			2014		
	Cases	Avg LOS	Avg Bill	Cases	Avg LOS	Avg Bill	Cases	Avg LOS	Avg Bill	Cases	Avg LOS	Avg Bill	Cases	Avg LOS	Avg Bill
<b>Clark</b>															
Centennial Hills	121	8.40	\$96,981	131	7.77	\$121,440	129	6.74	\$112,547	104	7.52	\$155,509	127	7.94	\$159,155
Desert Springs	356	8.93	\$126,475	295	8.67	\$135,456	295	9.81	\$164,236	312	10.05	\$156,959	341	10.17	\$167,956
Mountain View	318	8.02	\$126,763	433	8.16	\$137,412	499	7.40	\$133,581	485	8.12	\$153,076	587	8.36	\$168,993
North Vista	114	8.66	\$127,835	153	10.24	\$143,667	158	8.42	\$112,734	127	9.89	\$132,903	162	8.46	\$110,957
Southern Hills	59	8.63	\$103,602	78	9.90	\$145,302	100	8.99	\$140,641	131	7.15	\$121,606	157	9.48	\$172,986
Spring Valley	213	7.95	\$134,589	163	7.67	\$132,077	263	7.59	\$133,742	397	7.67	\$135,118	330	8.08	\$161,541
St. Rose-Rose de Lima	423	6.93	\$83,197	526	7.22	\$86,444	606	6.83	\$87,087	468	6.39	\$86,304	376	6.68	\$101,451
St. Rose-San Martin	188	6.52	\$75,970	226	6.86	\$85,231	233	7.09	\$92,551	156	7.08	\$93,841	192	7.52	\$105,066
St. Rose-Siena	402	7.02	\$91,318	296	7.24	\$94,558	384	7.72	\$95,424	394	7.47	\$97,080	433	6.81	\$99,015
Summerlin	250	7.51	\$106,595	251	7.72	\$127,845	357	7.52	\$133,617	420	7.71	\$137,663	554	7.65	\$143,707
Sunrise	476	8.37	\$126,417	478	8.39	\$134,285	517	9.13	\$158,604	600	8.45	\$153,261	960	8.65	\$158,383
UMC	217	9.64	\$102,756	265	9.86	\$101,022	257	9.10	\$96,254	301	9.01	\$90,466	407	8.69	\$80,769
Valley	275	10.03	\$154,578	296	9.15	\$159,845	306	9.20	\$178,765	305	10.53	\$203,957	423	9.90	\$199,095
<b>Total</b>	<b>3,412</b>	<b>8.10</b>	<b>\$112,614</b>	<b>3,591</b>	<b>8.20</b>	<b>\$120,661</b>	<b>4,104</b>	<b>8.04</b>	<b>\$125,925</b>	<b>4,200</b>	<b>8.18</b>	<b>\$132,935</b>	<b>5,049</b>	<b>8.33</b>	<b>\$143,607</b>
<b>Washoe</b>															
Carson Tahoe	247	5.01	\$37,651	265	5.13	\$41,231	284	5.08	\$42,017	368	5.46	\$45,447	532	5.11	\$41,916
Northern Nevada	64	5.89	\$57,343	88	6.10	\$65,352	141	4.69	\$52,110	178	4.82	\$55,122	262	4.72	\$59,029
Renown Regional	616	8.56	\$64,291	681	8.99	\$68,525	859	8.37	\$68,264	1,119	6.96	\$60,230	1,734	6.54	\$57,541
Renown S. Meadows	93	5.68	\$45,988	91	4.79	\$44,225	128	5.77	\$47,261	98	4.70	\$39,490	259	4.47	\$36,799
Saint Mary's	378	6.37	\$46,490	411	5.81	\$45,864	696	5.81	\$44,218	964	5.87	\$43,498	1,336	5.47	\$43,394
Sierra Surgery	0	0.00	\$0	0	0.00	\$0	0	0.00	\$0	0	0.00	\$0	0	0.00	\$0
<b>Total</b>	<b>1,398</b>	<b>7.03</b>	<b>\$53,235</b>	<b>1,536</b>	<b>7.06</b>	<b>\$56,131</b>	<b>2,108</b>	<b>6.68</b>	<b>\$54,433</b>	<b>2,727</b>	<b>6.15</b>	<b>\$51,241</b>	<b>4,123</b>	<b>5.76</b>	<b>\$49,732</b>
<b>Rural</b>															
Battle Mountain	0	0.00	\$0	0	0.00	\$0	1	1.00	\$3,185	0	0.00	\$0	0	0.00	\$0
Boulder City	14	4.00	\$10,065	4	5.00	\$12,463	9	5.89	\$17,568	10	6.20	\$24,474	5	6.40	\$38,366
Carson Valley	21	5.43	\$41,652	22	4.14	\$29,844	17	3.24	\$23,871	14	2.86	\$30,743	16	3.31	\$23,188
Churchill	12	4.33	\$22,427	18	4.28	\$28,907	82	5.55	\$28,808	77	5.25	\$32,526	154	5.19	\$30,477
Desert View	8	5.00	\$26,517	12	3.67	\$20,837	12	2.67	\$13,198	10	3.30	\$23,781	8	2.88	\$22,479
Grover C. Dils	1	4.00	\$11,300	1	12.00	\$18,697	2	9.50	\$18,865	0	0.00	\$0	0	0.00	\$0
Humboldt	2	4.50	\$51,190	6	3.00	\$14,447	5	3.40	\$28,896	5	3.80	\$27,246	12	7.42	\$32,324
Incline Village	0	0.00	\$0	0	0.00	\$0	0	0.00	\$0	0	0.00	\$0	1	2.00	\$10,567
Mesa View	35	3.63	\$18,587	19	3.32	\$17,966	28	3.36	\$18,406	10	3.40	\$21,476	17	3.18	\$17,363
Mount Grant	24	4.42	\$16,946	26	5.35	\$20,163	22	4.86	\$17,033	20	6.80	\$27,096	21	4.86	\$15,759
Northeastern	49	4.35	\$34,421	57	4.05	\$35,797	69	3.88	\$37,725	94	3.97	\$38,023	97	4.68	\$42,606
Nye	7	3.86	\$15,682	0	0.00	\$0	1	3.00	\$8,585	0	0.00	\$0	0	0.00	\$0
Pershing	1	6.00	\$17,662	0	0.00	\$0	0	0.00	\$0	0	0.00	\$0	0	0.00	\$0
South Lyon	3	3.33	\$9,493	1	3.00	\$8,710	0	0.00	\$0	1	5.00	\$12,538	1	2.00	\$7,805
William Bee Ririe	7	5.43	\$22,474	12	4.67	\$18,653	14	3.50	\$17,512	19	2.32	\$14,220	10	3.50	\$16,247
<b>Total</b>	<b>184</b>	<b>4.36</b>	<b>\$25,368</b>	<b>178</b>	<b>4.24</b>	<b>\$26,521</b>	<b>262</b>	<b>4.40</b>	<b>\$26,782</b>	<b>260</b>	<b>4.42</b>	<b>\$31,413</b>	<b>342</b>	<b>4.81</b>	<b>\$31,473</b>
<b>All Counties</b>	<b>4,994</b>	<b>7.66</b>	<b>\$92,777</b>	<b>5,305</b>	<b>7.74</b>	<b>\$98,818</b>	<b>6,474</b>	<b>7.45</b>	<b>\$98,634</b>	<b>7,187</b>	<b>7.28</b>	<b>\$98,265</b>	<b>9,514</b>	<b>7.09</b>	<b>\$98,894</b>

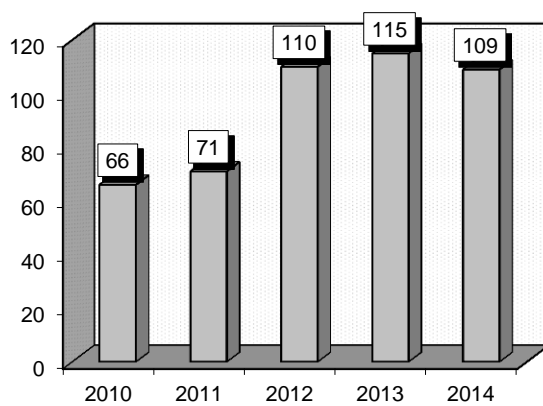
### Depressive Neuroses (881)

**Diagnoses:** that frequently accompanied Depressive Neuroses were: 1) Suicidal ideation (V6284), 2) Tobacco use disorder (3051), 3) Cannabis abuse, unspecified (30520), 4) Unspecified essential hypertension (4019), 5) Alcohol abuse, unspecified (30500), 6) Posttraumatic stress disorder (30981), 7) Social maladjustment (V624).

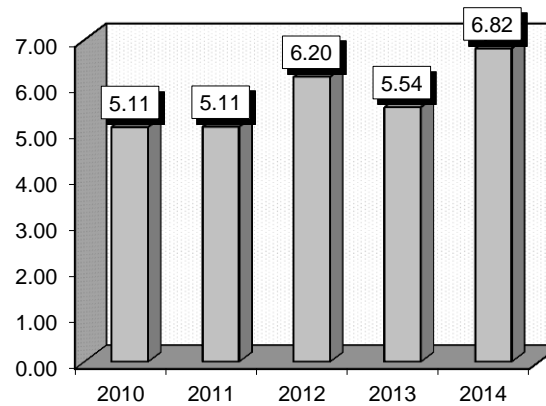
**Definitions: Depression:** A mood disorder that causes a persistent feeling of sadness and loss of interest. **Hypertension:** High blood pressure. **Dysthymic disorder:** A chronic mood disorder characterized by depressed feeling (sad, blue, low), loss of interest or pleasure in one's usual activities, and other symptoms typical of depression but tending to be longer in duration and less severe than in major depressive disorder.

Gender	2010			2011			2012			2013			2014		
	Cases	Avg LOS	Avg Bill	Cases	Avg LOS	Avg Bill	Cases	Avg LOS	Avg Bill	Cases	Avg LOS	Avg Bill	Cases	Avg LOS	Avg Bill
Male	27	3.70	\$24,788	38	4.79	\$23,488	48	4.58	\$22,755	69	5.49	\$25,251	52	7.85	\$38,632
Female	39	6.08	\$23,822	33	5.48	\$29,399	62	7.45	\$32,443	46	5.61	\$28,416	57	5.88	\$25,865
Age Group	Cases	Avg LOS	Avg Bill	Cases	Avg LOS	Avg Bill	Cases	Avg LOS	Avg Bill	Cases	Avg LOS	Avg Bill	Cases	Avg LOS	Avg Bill
0-17	11	3.27	\$7,052	11	3.18	\$6,222	2	3.00	\$5,705	3	2.00	\$19,886	3	1.00	\$7,526
18-35	8	3.00	\$14,727	6	2.33	\$18,869	20	3.80	\$22,881	19	3.95	\$17,558	9	3.33	\$20,100
36-49	8	2.38	\$13,038	11	2.64	\$19,457	10	4.20	\$16,980	18	3.72	\$23,995	17	5.53	\$34,923
50-64	17	7.12	\$28,786	17	9.12	\$39,295	42	5.24	\$22,981	34	6.56	\$29,641	34	8.00	\$35,020
65+	22	6.23	\$36,785	26	5.00	\$30,731	36	9.39	\$41,659	41	6.49	\$29,671	46	7.48	\$32,506
<b>Total</b>	<b>66</b>	<b>5.11</b>	<b>\$24,217</b>	<b>71</b>	<b>5.11</b>	<b>\$26,235</b>	<b>110</b>	<b>6.20</b>	<b>\$28,216</b>	<b>115</b>	<b>5.54</b>	<b>\$26,517</b>	<b>109</b>	<b>6.82</b>	<b>\$31,955</b>

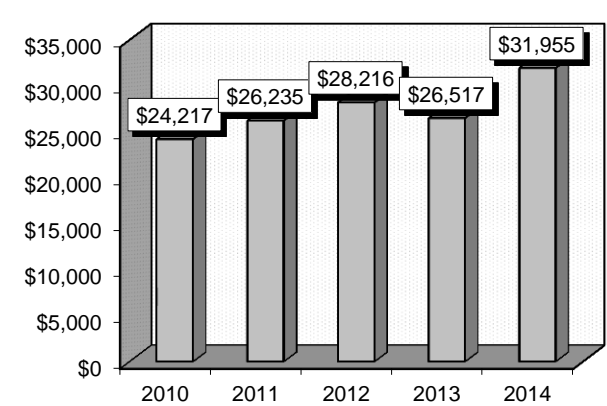
**Patient Discharges**



**Average Length of Stay**



**Average Billed Charges**





County / Hospital	2010			2011			2012			2013			2014		
	Cases	Avg LOS	Avg Bill	Cases	Avg LOS	Avg Bill	Cases	Avg LOS	Avg Bill	Cases	Avg LOS	Avg Bill	Cases	Avg LOS	Avg Bill
<b>Clark</b>															
Centennial Hills	0	0.00	\$0	1	10.00	\$127,628	4	4.75	\$52,803	4	4.25	\$36,814	1	1.00	\$17,330
Desert Springs	3	1.00	\$16,070	2	6.50	\$29,563	25	11.64	\$40,042	24	9.00	\$35,350	37	11.14	\$45,738
Mountain View	2	7.00	\$28,437	3	5.00	\$26,984	4	3.00	\$23,481	3	1.00	\$12,974	4	4.00	\$33,351
North Vista	5	10.80	\$24,131	4	5.50	\$16,396	11	4.64	\$15,155	8	5.50	\$24,812	6	6.83	\$22,861
Southern Hills	1	4.00	\$22,992	1	7.00	\$37,078	12	7.25	\$22,612	16	6.56	\$26,688	15	7.53	\$28,825
Spring Valley	1	2.00	\$29,298	4	3.75	\$25,203	4	4.75	\$94,465	1	1.00	\$43,664	3	1.00	\$23,214
St. Rose-Rose de Lima	1	2.00	\$18,310	1	1.00	\$31,315	0	0.00	\$0	0	0.00	\$0	0	0.00	\$0
St. Rose-San Martin	0	0.00	\$0	1	1.00	\$15,193	2	2.00	\$16,112	1	3.00	\$46,002	1	1.00	\$9,156
St. Rose-Siena	4	3.75	\$29,541	0	0.00	\$0	0	0.00	\$0	2	4.50	\$25,074	1	1.00	\$2,407
Summerlin	5	4.60	\$64,128	2	6.00	\$43,453	1	1.00	\$24,441	5	2.80	\$25,543	0	0.00	\$0
Sunrise	1	6.00	\$41,949	1	5.00	\$27,292	2	1.00	\$24,405	4	13.25	\$58,409	7	8.43	\$68,610
UMC	14	2.86	\$7,063	16	2.88	\$6,556	3	3.00	\$13,674	2	6.00	\$24,092	3	2.33	\$9,303
Valley	2	1.00	\$16,566	6	14.17	\$80,696	4	2.25	\$25,420	3	6.33	\$45,813	2	10.50	\$33,848
<b>Total</b>	<b>39</b>	<b>4.23</b>	<b>\$23,310</b>	<b>42</b>	<b>5.52</b>	<b>\$29,070</b>	<b>72</b>	<b>7.00</b>	<b>\$32,921</b>	<b>73</b>	<b>6.79</b>	<b>\$32,149</b>	<b>80</b>	<b>8.44</b>	<b>\$38,371</b>
<b>Washoe</b>															
Carson Tahoe	6	12.83	\$45,192	5	4.80	\$19,339	2	4.50	\$16,178	3	2.00	\$7,184	5	1.40	\$8,591
Northern Nevada	8	6.88	\$32,901	12	4.50	\$25,378	3	10.67	\$64,994	9	4.11	\$29,672	5	2.60	\$27,263
Renown Regional	2	2.00	\$11,965	2	1.50	\$10,310	5	4.80	\$23,512	1	4.00	\$52,361	5	2.20	\$20,888
Renown S. Meadows	0	0.00	\$0	0	0.00	\$0	0	0.00	\$0	0	0.00	\$0	0	0.00	\$0
Saint Mary's	2	4.00	\$16,440	1	2.00	\$57,570	1	2.00	\$13,322	3	1.00	\$11,596	1	1.00	\$5,726
Sierra Surgery	0	0.00	\$0	0	0.00	\$0	0	0.00	\$0	0	0.00	\$0	0	0.00	\$0
<b>Total</b>	<b>18</b>	<b>8.00</b>	<b>\$32,843</b>	<b>20</b>	<b>4.15</b>	<b>\$23,971</b>	<b>11</b>	<b>6.09</b>	<b>\$32,565</b>	<b>16</b>	<b>3.13</b>	<b>\$23,484</b>	<b>16</b>	<b>2.00</b>	<b>\$18,090</b>
<b>Rural</b>															
Battle Mountain	1	1.00	\$2,511	0	0.00	\$0	0	0.00	\$0	0	0.00	\$0	0	0.00	\$0
Boulder City	0	0.00	\$0	0	0.00	\$0	0	0.00	\$0	0	0.00	\$0	4	3.25	\$10,009
Carson Valley	0	0.00	\$0	1	1.00	\$7,179	0	0.00	\$0	0	0.00	\$0	0	0.00	\$0
Churchill	1	5.00	\$19,278	0	0.00	\$0	0	0.00	\$0	0	0.00	\$0	0	0.00	\$0
Desert View	1	2.00	\$9,755	1	4.00	\$17,617	0	0.00	\$0	0	0.00	\$0	0	0.00	\$0
Grover C. Dils	0	0.00	\$0	0	0.00	\$0	0	0.00	\$0	0	0.00	\$0	0	0.00	\$0
Humboldt	0	0.00	\$0	0	0.00	\$0	0	0.00	\$0	0	0.00	\$0	0	0.00	\$0
Incline Village	0	0.00	\$0	0	0.00	\$0	0	0.00	\$0	0	0.00	\$0	0	0.00	\$0
Mesa View	1	6.00	\$16,228	0	0.00	\$0	0	0.00	\$0	0	0.00	\$0	1	1.00	\$13,056
Mount Grant	0	0.00	\$0	0	0.00	\$0	0	0.00	\$0	0	0.00	\$0	0	0.00	\$0
Northeastern	0	0.00	\$0	7	6.14	\$19,645	26	4.15	\$13,706	26	3.50	\$12,572	8	2.75	\$8,869
Nye	0	0.00	\$0	0	0.00	\$0	0	0.00	\$0	0	0.00	\$0	0	0.00	\$0
Pershing	0	0.00	\$0	0	0.00	\$0	0	0.00	\$0	0	0.00	\$0	0	0.00	\$0
South Lyon	0	0.00	\$0	0	0.00	\$0	0	0.00	\$0	0	0.00	\$0	0	0.00	\$0
William Bee Ririe	5	2.80	\$10,055	0	0.00	\$0	1	3.00	\$18,869	0	0.00	\$0	0	0.00	\$0
<b>Total</b>	<b>9</b>	<b>3.11</b>	<b>\$10,894</b>	<b>9</b>	<b>5.33</b>	<b>\$18,034</b>	<b>27</b>	<b>4.11</b>	<b>\$13,898</b>	<b>26</b>	<b>3.50</b>	<b>\$12,572</b>	<b>13</b>	<b>2.77</b>	<b>\$9,542</b>
<b>All Counties</b>	<b>66</b>	<b>5.11</b>	<b>\$24,217</b>	<b>71</b>	<b>5.11</b>	<b>\$26,235</b>	<b>110</b>	<b>6.20</b>	<b>\$28,216</b>	<b>115</b>	<b>5.54</b>	<b>\$26,517</b>	<b>109</b>	<b>6.82</b>	<b>\$31,955</b>

### Alcohol/Drug Abuse Or Dependence (895-897)

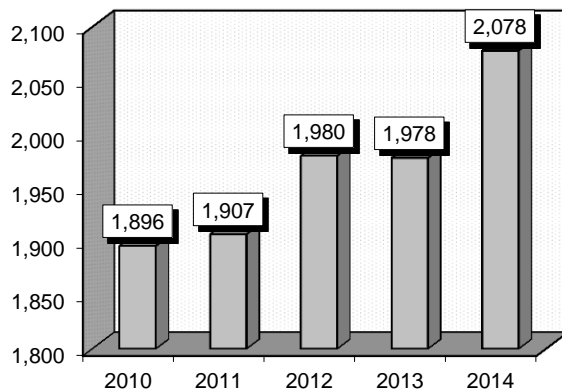
**Diagnoses:** that frequently accompanied Alcohol/Drug Abuse Or Dependence were: 1) Tobacco use disorder (3051), 2) Unspecified essential hypertension (4019), 3) Anxiety state, unspecified (30000), 4) Other convulsions (78039), 5) Hypopotassemia (2768), 6) Depressive disorder, not elsewhere classified (311), 7) Social maladjustment (V624), 8) Other chronic pain (33829).

**Definitions:** **Hypertension:** High blood pressure. **Hypopotassemia:** A deficiency of potassium in the blood. **Depression:** A mood disorder that causes a persistent feeling of sadness and loss of interest.

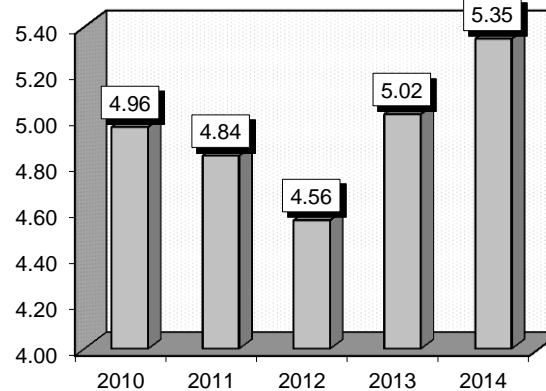
**Comment:** Alcohol and drug withdrawal symptoms vary from person to person. They will normally include one or more of the following: Severe headache, shakiness, hand tremors, anxiety, mood swings, depression, difficulty sleeping, nightmares, nausea, heart palpitations and loss of consciousness.

Gender	2010			2011			2012			2013			2014		
	Cases	Avg LOS	Avg Bill	Cases	Avg LOS	Avg Bill	Cases	Avg LOS	Avg Bill	Cases	Avg LOS	Avg Bill	Cases	Avg LOS	Avg Bill
Male	1,244	5.16	\$31,070	1,170	4.92	\$33,568	1,262	4.65	\$31,541	1,294	5.34	\$38,776	1,380	5.67	\$41,629
Female	652	4.59	\$22,121	737	4.71	\$25,269	718	4.40	\$26,722	684	4.41	\$27,680	698	4.70	\$28,415
Age Group	Cases	Avg LOS	Avg Bill	Cases	Avg LOS	Avg Bill	Cases	Avg LOS	Avg Bill	Cases	Avg LOS	Avg Bill	Cases	Avg LOS	Avg Bill
0-17	15	1.47	\$12,784	10	1.50	\$13,856	8	1.00	\$13,758	18	2.44	\$17,471	15	1.53	\$21,695
18-35	349	3.80	\$19,114	356	4.12	\$21,197	383	3.69	\$20,806	391	3.75	\$25,799	447	4.21	\$26,754
36-49	620	4.36	\$26,322	634	4.42	\$28,194	596	4.04	\$25,812	542	4.87	\$34,753	529	5.04	\$35,912
50-64	675	5.81	\$32,486	663	5.33	\$33,249	717	5.43	\$34,341	766	5.84	\$39,370	804	6.12	\$42,251
65+	237	6.07	\$33,604	244	5.79	\$42,192	276	4.72	\$39,518	261	5.02	\$37,219	283	5.72	\$42,505
<b>Total</b>	<b>1,896</b>	<b>4.96</b>	<b>\$27,993</b>	<b>1,907</b>	<b>4.84</b>	<b>\$30,361</b>	<b>1,980</b>	<b>4.56</b>	<b>\$29,794</b>	<b>1,978</b>	<b>5.02</b>	<b>\$34,939</b>	<b>2,078</b>	<b>5.35</b>	<b>\$37,190</b>

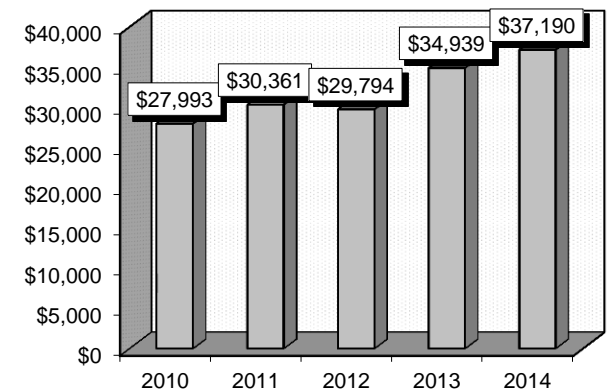
**Patient Discharges**



**Average Length of Stay**



**Average Billed Charges**



County / Hospital	2010			2011			2012			2013			2014		
	Cases	Avg LOS	Avg Bill	Cases	Avg LOS	Avg Bill	Cases	Avg LOS	Avg Bill	Cases	Avg LOS	Avg Bill	Cases	Avg LOS	Avg Bill
<b>Clark</b>															
Centennial Hills	36	3.89	\$32,875	43	4.19	\$45,498	23	5.65	\$76,523	27	4.56	\$47,801	32	4.63	\$58,335
Desert Springs	63	4.35	\$34,004	66	4.26	\$36,560	64	4.58	\$42,553	85	6.76	\$46,046	104	6.04	\$39,617
Mountain View	53	3.64	\$41,910	70	4.07	\$39,914	76	3.68	\$39,993	70	4.73	\$50,235	72	5.04	\$48,473
North Vista	31	4.97	\$26,845	29	3.72	\$26,605	42	9.52	\$37,894	48	3.08	\$30,110	64	3.00	\$45,944
Southern Hills	25	3.04	\$28,546	28	2.36	\$25,374	17	5.59	\$42,634	27	5.44	\$34,972	43	5.67	\$47,899
Spring Valley	65	4.00	\$43,865	53	3.60	\$35,927	73	3.59	\$43,351	57	4.40	\$68,013	46	4.63	\$65,444
St. Rose-Rose de Lima	47	6.19	\$39,446	55	7.60	\$64,293	46	2.98	\$31,114	42	4.83	\$38,524	41	4.46	\$46,589
St. Rose-San Martin	29	2.41	\$22,405	41	3.15	\$34,328	26	3.58	\$38,782	24	4.75	\$39,527	29	3.28	\$37,495
St. Rose-Siena	58	4.02	\$34,840	66	4.48	\$37,848	54	4.04	\$35,331	39	3.21	\$35,558	31	3.97	\$41,473
Summerlin	44	4.25	\$49,212	36	2.97	\$36,536	38	4.05	\$42,964	45	5.38	\$65,493	52	5.02	\$81,320
Sunrise	133	5.84	\$42,409	327	3.90	\$30,921	352	3.34	\$26,463	395	4.13	\$36,094	426	4.61	\$41,585
UMC	174	5.41	\$32,966	162	6.43	\$40,170	186	4.76	\$37,129	207	4.01	\$30,753	171	4.51	\$29,830
Valley	293	3.75	\$26,479	79	4.11	\$39,404	70	3.56	\$43,994	95	4.66	\$57,485	67	8.46	\$80,269
<b>Total</b>	<b>1,051</b>	<b>4.47</b>	<b>\$34,033</b>	<b>1,055</b>	<b>4.46</b>	<b>\$37,003</b>	<b>1,067</b>	<b>4.10</b>	<b>\$35,881</b>	<b>1,161</b>	<b>4.45</b>	<b>\$41,319</b>	<b>1,178</b>	<b>4.88</b>	<b>\$46,005</b>
<b>Washoe</b>															
Carson Tahoe	355	6.82	\$16,259	378	6.49	\$17,302	386	6.42	\$18,223	345	6.68	\$17,950	413	7.20	\$17,584
Northern Nevada	77	3.56	\$20,352	70	3.56	\$23,060	67	5.19	\$32,585	47	5.49	\$42,831	50	4.02	\$32,962
Renown Regional	228	5.91	\$28,710	229	5.12	\$30,998	279	4.30	\$27,819	255	5.15	\$32,296	264	5.50	\$37,306
Renown S. Meadows	31	3.48	\$27,809	31	2.87	\$19,040	27	2.15	\$16,612	37	3.57	\$27,056	27	4.30	\$27,887
Saint Mary's	62	5.16	\$24,469	59	5.22	\$29,314	67	4.40	\$27,641	57	9.42	\$40,907	71	4.45	\$28,354
Sierra Surgery	0	0.00	\$0	0	0.00	\$0	0	0.00	\$0	0	0.00	\$0	0	0.00	\$0
<b>Total</b>	<b>753</b>	<b>5.94</b>	<b>\$21,599</b>	<b>767</b>	<b>5.57</b>	<b>\$22,911</b>	<b>826</b>	<b>5.30</b>	<b>\$23,340</b>	<b>741</b>	<b>6.13</b>	<b>\$26,686</b>	<b>825</b>	<b>6.13</b>	<b>\$26,091</b>
<b>Rural</b>															
Battle Mountain	0	0.00	\$0	0	0.00	\$0	0	0.00	\$0	0	0.00	\$0	0	0.00	\$0
Boulder City	8	1.38	\$4,026	3	3.67	\$11,636	3	2.33	\$7,741	3	2.33	\$12,006	3	3.00	\$29,617
Carson Valley	4	1.50	\$14,429	5	4.00	\$40,844	9	2.67	\$19,090	8	2.63	\$15,345	7	3.43	\$18,339
Churchill	12	3.00	\$14,435	17	2.47	\$13,449	17	3.29	\$19,214	18	3.33	\$17,855	12	6.25	\$34,635
Desert View	7	2.14	\$9,447	9	2.89	\$14,301	3	1.00	\$4,970	7	2.57	\$14,340	6	2.17	\$12,521
Grover C. Dils	17	3.29	\$4,410	11	4.00	\$5,186	10	3.00	\$4,812	7	2.71	\$2,460	11	2.91	\$2,873
Humboldt	3	4.00	\$12,002	5	1.80	\$9,637	11	3.91	\$20,042	5	4.20	\$21,970	1	5.00	\$25,046
Incline Village	0	0.00	\$0	0	0.00	\$0	0	0.00	\$0	0	0.00	\$0	0	0.00	\$0
Mesa View	16	3.00	\$13,900	10	3.60	\$16,824	6	2.83	\$13,531	3	1.67	\$13,284	5	2.20	\$13,395
Mount Grant	1	3.00	\$6,077	2	2.00	\$6,131	2	1.50	\$4,377	2	1.50	\$4,771	1	3.00	\$14,228
Northeastern	13	2.00	\$17,628	11	3.00	\$25,318	18	3.22	\$22,933	17	3.41	\$31,689	25	3.32	\$26,090
Nye	1	2.00	\$6,278	3	1.00	\$6,187	4	7.50	\$22,851	0	0.00	\$0	0	0.00	\$0
Pershing	0	0.00	\$0	1	1.00	\$2,767	0	0.00	\$0	0	0.00	\$0	0	0.00	\$0
South Lyon	1	3.00	\$9,239	0	0.00	\$0	0	0.00	\$0	1	1.00	\$2,786	3	14.67	\$14,248
William Bee Ririe	9	3.22	\$14,259	8	3.13	\$13,213	4	1.75	\$7,213	5	2.60	\$12,980	1	3.00	\$21,759
<b>Total</b>	<b>92</b>	<b>2.68</b>	<b>\$11,323</b>	<b>85</b>	<b>2.99</b>	<b>\$15,150</b>	<b>87</b>	<b>3.20</b>	<b>\$16,415</b>	<b>76</b>	<b>2.97</b>	<b>\$17,939</b>	<b>75</b>	<b>4.03</b>	<b>\$20,834</b>
<b>All Counties</b>	<b>1,896</b>	<b>4.96</b>	<b>\$27,993</b>	<b>1,907</b>	<b>4.84</b>	<b>\$30,361</b>	<b>1,980</b>	<b>4.56</b>	<b>\$29,794</b>	<b>1,978</b>	<b>5.02</b>	<b>\$34,939</b>	<b>2,078</b>	<b>5.35</b>	<b>\$37,190</b>

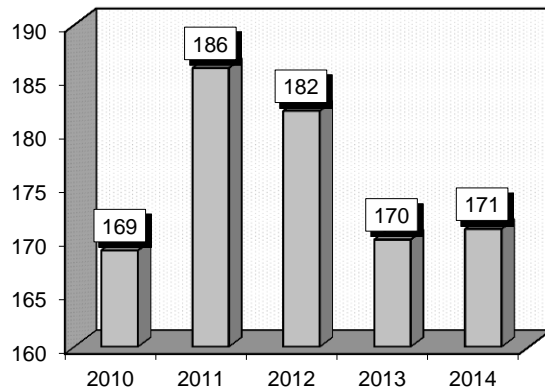
### Traumatic Injury (913-914)

**Diagnoses:** that frequently accompanied Traumatic Injury were: 1) Unspecified essential hypertension (4019), 2) Head injury, unspecified (95901), 3) Acute respiratory failure (51881), 4) Angioneurotic edema, not elsewhere classified (9951).

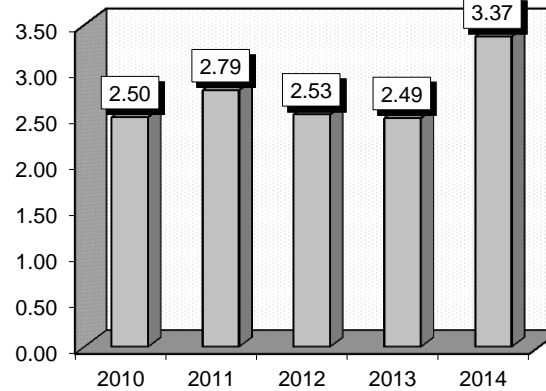
**Definitions:** **Trauma:** An injury, physical or mental. **Hypertension:** High blood pressure. **Closure of skin and subcutaneous tissue:** Suture or stitches used to close the injured tissue surrounding the wound.

Gender	2010			2011			2012			2013			2014		
	Cases	Avg LOS	Avg Bill	Cases	Avg LOS	Avg Bill	Cases	Avg LOS	Avg Bill	Cases	Avg LOS	Avg Bill	Cases	Avg LOS	Avg Bill
Male	100	2.60	\$25,101	103	3.17	\$30,801	101	2.50	\$32,757	102	2.08	\$31,672	109	3.13	\$38,689
Female	69	2.35	\$23,824	83	2.33	\$26,818	81	2.57	\$25,437	68	3.10	\$33,868	62	3.81	\$42,639
Age Group	Cases	Avg LOS	Avg Bill	Cases	Avg LOS	Avg Bill	Cases	Avg LOS	Avg Bill	Cases	Avg LOS	Avg Bill	Cases	Avg LOS	Avg Bill
0-17	29	1.45	\$13,386	25	1.72	\$22,954	22	1.91	\$21,210	20	1.70	\$20,230	12	1.50	\$13,766
18-35	33	2.45	\$27,017	39	1.92	\$25,892	36	2.11	\$33,432	40	2.08	\$35,216	33	2.61	\$35,354
36-49	34	2.21	\$26,309	35	3.74	\$36,643	39	2.21	\$28,356	30	2.13	\$31,928	24	2.92	\$36,585
50-64	30	2.47	\$22,625	28	3.86	\$33,538	30	3.33	\$37,216	24	3.67	\$44,307	48	3.29	\$43,727
65+	43	3.49	\$30,253	59	2.75	\$27,004	55	2.84	\$26,843	56	2.75	\$30,341	54	4.54	\$47,259
<b>Total</b>	<b>169</b>	<b>2.50</b>	<b>\$24,579</b>	<b>186</b>	<b>2.79</b>	<b>\$29,024</b>	<b>182</b>	<b>2.53</b>	<b>\$29,499</b>	<b>170</b>	<b>2.49</b>	<b>\$32,550</b>	<b>171</b>	<b>3.37</b>	<b>\$40,122</b>

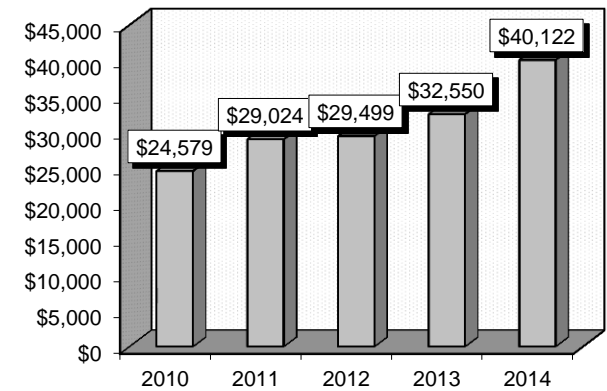
**Patient Discharges**



**Average Length of Stay**



**Average Billed Charges**



County / Hospital	2010			2011			2012			2013			2014		
	Cases	Avg LOS	Avg Bill	Cases	Avg LOS	Avg Bill	Cases	Avg LOS	Avg Bill	Cases	Avg LOS	Avg Bill	Cases	Avg LOS	Avg Bill
<b>Clark</b>															
Centennial Hills	2	2.00	\$11,793	2	2.50	\$29,893	1	1.00	\$11,013	4	2.00	\$36,953	1	5.00	\$71,285
Desert Springs	5	3.60	\$33,792	5	10.40	\$48,753	1	12.00	\$70,354	5	4.80	\$41,682	8	3.50	\$35,958
Mountain View	6	2.17	\$24,276	9	2.00	\$24,586	8	2.75	\$37,648	9	2.89	\$38,982	13	3.54	\$59,018
North Vista	5	5.20	\$60,228	2	3.50	\$28,952	0	0.00	\$0	3	3.33	\$35,623	1	1.00	\$6,725
Southern Hills	2	2.00	\$15,608	1	1.00	\$14,047	2	1.00	\$12,501	2	1.50	\$25,565	1	2.00	\$55,523
Spring Valley	10	2.20	\$23,195	6	2.67	\$44,650	4	4.25	\$37,482	4	2.25	\$45,687	7	2.57	\$40,873
St. Rose-Rose de Lima	8	3.75	\$32,762	14	4.00	\$29,477	18	2.17	\$25,032	13	3.69	\$32,901	3	4.33	\$50,710
St. Rose-San Martin	2	1.50	\$13,577	1	3.00	\$62,073	2	7.00	\$54,032	2	2.00	\$34,568	1	8.00	\$73,581
St. Rose-Siena	10	1.90	\$23,731	5	1.80	\$25,882	13	2.31	\$30,406	6	1.67	\$29,944	6	2.67	\$28,547
Summerlin	8	3.13	\$36,828	8	3.13	\$28,228	5	2.60	\$34,971	12	2.58	\$37,627	5	3.80	\$77,303
Sunrise	20	2.50	\$27,536	31	2.48	\$32,590	24	2.75	\$35,497	25	1.80	\$32,536	34	3.79	\$49,804
UMC	38	1.84	\$23,445	40	1.98	\$25,595	32	2.28	\$23,674	35	2.46	\$30,109	33	3.33	\$32,487
Valley	6	1.67	\$16,936	8	2.88	\$35,711	7	3.43	\$63,944	5	3.40	\$43,070	4	6.00	\$72,273
<b>Total</b>	<b>122</b>	<b>2.41</b>	<b>\$26,778</b>	<b>132</b>	<b>2.81</b>	<b>\$30,412</b>	<b>117</b>	<b>2.68</b>	<b>\$31,995</b>	<b>125</b>	<b>2.57</b>	<b>\$34,067</b>	<b>117</b>	<b>3.58</b>	<b>\$45,407</b>
<b>Washoe</b>															
Carson Tahoe	4	2.00	\$16,735	7	1.86	\$11,918	2	1.50	\$13,514	5	2.40	\$19,244	7	1.71	\$13,713
Northern Nevada	3	2.00	\$14,882	0	0.00	\$0	2	2.00	\$31,065	1	1.00	\$8,228	2	1.50	\$28,124
Renown Regional	16	4.31	\$31,141	23	3.35	\$43,021	35	2.17	\$32,101	19	2.32	\$40,516	22	3.23	\$42,082
Renown S. Meadows	3	1.67	\$24,937	2	1.50	\$10,066	2	2.00	\$22,280	1	1.00	\$10,861	3	4.00	\$22,514
Saint Mary's	2	2.00	\$11,965	2	6.00	\$39,989	11	2.36	\$15,915	10	2.20	\$24,092	9	3.11	\$22,279
Sierra Surgery	0	0.00	\$0	0	0.00	\$0	0	0.00	\$0	0	0.00	\$0	0	0.00	\$0
<b>Total</b>	<b>28</b>	<b>3.29</b>	<b>\$25,306</b>	<b>34</b>	<b>3.09</b>	<b>\$34,501</b>	<b>52</b>	<b>2.17</b>	<b>\$27,545</b>	<b>36</b>	<b>2.22</b>	<b>\$31,279</b>	<b>43</b>	<b>2.93</b>	<b>\$31,305</b>
<b>Rural</b>															
Battle Mountain	0	0.00	\$0	0	0.00	\$0	0	0.00	\$0	0	0.00	\$0	0	0.00	\$0
Boulder City	4	3.25	\$3,534	3	3.00	\$8,133	0	0.00	\$0	0	0.00	\$0	0	0.00	\$0
Carson Valley	0	0.00	\$0	1	1.00	\$2,595	1	6.00	\$20,156	2	4.00	\$39,878	0	0.00	\$0
Churchill	1	1.00	\$7,291	3	3.00	\$10,796	2	2.00	\$14,644	2	2.00	\$9,548	0	0.00	\$0
Desert View	0	0.00	\$0	2	3.00	\$10,657	1	2.00	\$11,575	4	1.50	\$9,599	1	1.00	\$4,806
Grover C. Dils	0	0.00	\$0	0	0.00	\$0	0	0.00	\$0	0	0.00	\$0	0	0.00	\$0
Humboldt	2	1.00	\$11,481	4	1.50	\$6,508	2	4.50	\$31,092	0	0.00	\$0	1	1.00	\$12,351
Incline Village	0	0.00	\$0	0	0.00	\$0	0	0.00	\$0	0	0.00	\$0	0	0.00	\$0
Mesa View	3	1.33	\$6,423	0	0.00	\$0	1	1.00	\$4,986	0	0.00	\$0	0	0.00	\$0
Mount Grant	1	1.00	\$2,451	0	0.00	\$0	2	1.50	\$5,246	0	0.00	\$0	0	0.00	\$0
Northeastern	4	2.75	\$17,643	2	2.00	\$22,810	2	2.50	\$15,293	0	0.00	\$0	6	3.33	\$23,295
Nye	3	1.00	\$12,722	3	1.00	\$14,704	0	0.00	\$0	0	0.00	\$0	0	0.00	\$0
Pershing	0	0.00	\$0	1	2.00	\$5,475	0	0.00	\$0	0	0.00	\$0	0	0.00	\$0
South Lyon	0	0.00	\$0	1	3.00	\$9,000	0	0.00	\$0	1	4.00	\$11,871	1	3.00	\$8,650
William Bee Ririe	1	1.00	\$3,543	0	0.00	\$0	2	2.00	\$11,979	0	0.00	\$0	2	3.50	\$18,264
<b>Total</b>	<b>19</b>	<b>1.89</b>	<b>\$9,389</b>	<b>20</b>	<b>2.15</b>	<b>\$10,547</b>	<b>13</b>	<b>2.62</b>	<b>\$14,863</b>	<b>9</b>	<b>2.44</b>	<b>\$16,569</b>	<b>11</b>	<b>2.91</b>	<b>\$18,373</b>
<b>All Counties</b>	<b>169</b>	<b>2.50</b>	<b>\$24,579</b>	<b>186</b>	<b>2.79</b>	<b>\$29,024</b>	<b>182</b>	<b>2.53</b>	<b>\$29,499</b>	<b>170</b>	<b>2.49</b>	<b>\$32,550</b>	<b>171</b>	<b>3.37</b>	<b>\$40,122</b>

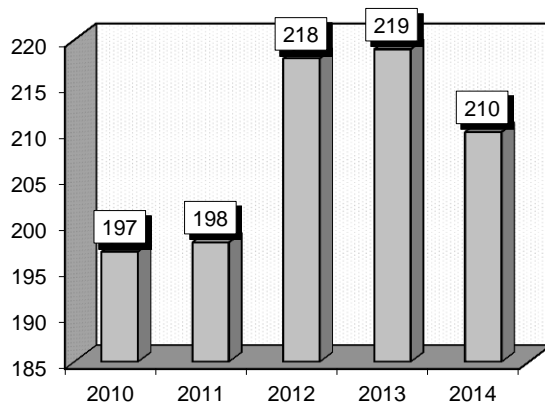
### Allergic Reactions (915-916)

**Diagnoses:** that frequently accompanied Allergic Reactions were: 1) Acute respiratory failure (51881), 2) Angioneurotic edema, not elsewhere classified (9951), 3) Unspecified essential hypertension (4019), 4) Other anaphylactic reaction (9950).

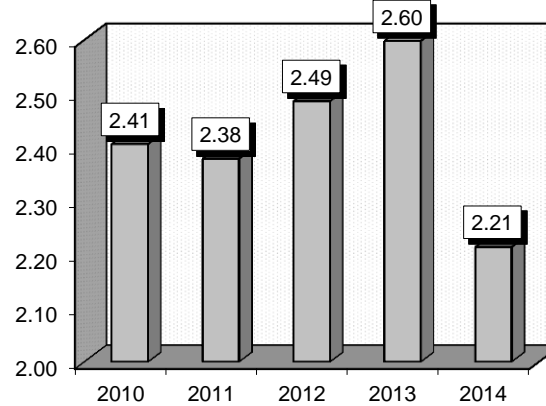
**Definitions:** **Angiaedema:** The rapid swelling of the dermis, subcutaneous tissue, mucosa and submucosal tissues. **Anaphylactic shock:** A serious and profound state of shock brought about by hypersensitivity (anaphylaxis) to an allergen such as a drug, foreign protein, or toxin.

Gender	2010			2011			2012			2013			2014		
	Cases	Avg LOS	Avg Bill	Cases	Avg LOS	Avg Bill	Cases	Avg LOS	Avg Bill	Cases	Avg LOS	Avg Bill	Cases	Avg LOS	Avg Bill
Male	87	1.80	\$17,110	86	2.03	\$23,080	102	2.32	\$27,472	91	2.76	\$35,057	88	2.07	\$28,346
Female	110	2.88	\$27,024	112	2.64	\$28,129	116	2.63	\$33,900	128	2.48	\$30,317	122	2.32	\$28,659
Age Group	Cases	Avg LOS	Avg Bill	Cases	Avg LOS	Avg Bill	Cases	Avg LOS	Avg Bill	Cases	Avg LOS	Avg Bill	Cases	Avg LOS	Avg Bill
0-17	21	1.29	\$7,464	20	1.40	\$11,093	20	1.20	\$10,187	27	1.44	\$18,650	21	1.52	\$13,756
18-35	17	2.00	\$15,782	16	1.44	\$15,278	23	2.04	\$26,088	25	2.44	\$30,742	25	2.16	\$27,551
36-49	37	2.03	\$19,916	39	2.56	\$23,006	34	1.91	\$20,684	35	2.89	\$35,104	41	1.88	\$28,354
50-64	60	2.23	\$19,688	54	2.30	\$26,525	73	2.88	\$41,014	71	2.65	\$32,900	53	2.21	\$31,933
65+	62	3.29	\$34,162	69	2.84	\$33,906	68	2.88	\$32,846	61	2.95	\$36,626	70	2.64	\$30,832
<b>Total</b>	<b>197</b>	<b>2.41</b>	<b>\$22,646</b>	<b>198</b>	<b>2.38</b>	<b>\$25,936</b>	<b>218</b>	<b>2.49</b>	<b>\$30,893</b>	<b>219</b>	<b>2.60</b>	<b>\$32,287</b>	<b>210</b>	<b>2.21</b>	<b>\$28,528</b>

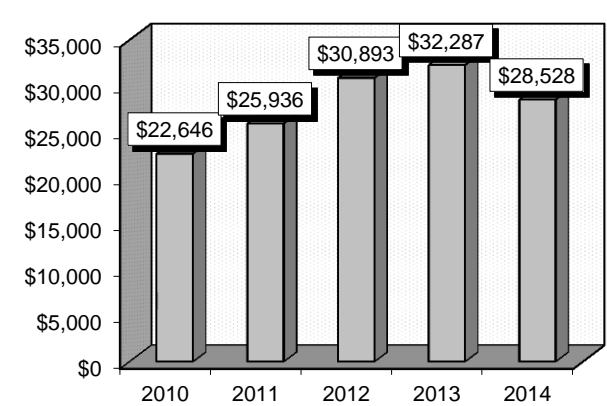
**Patient Discharges**



**Average Length of Stay**



**Average Billed Charges**



County / Hospital	2010			2011			2012			2013			2014		
	Cases	Avg LOS	Avg Bill	Cases	Avg LOS	Avg Bill	Cases	Avg LOS	Avg Bill	Cases	Avg LOS	Avg Bill	Cases	Avg LOS	Avg Bill
<b>Clark</b>															
Centennial Hills	6	1.33	\$10,056	7	1.29	\$10,292	3	1.00	\$10,705	5	2.80	\$48,042	9	1.56	\$25,894
Desert Springs	12	2.42	\$19,894	7	2.29	\$28,034	13	4.00	\$47,406	4	1.50	\$18,739	6	7.83	\$81,927
Mountain View	14	1.14	\$14,083	18	2.72	\$34,260	13	2.62	\$47,761	19	3.79	\$71,316	21	2.10	\$38,689
North Vista	4	2.25	\$20,473	9	4.00	\$38,774	13	2.38	\$24,707	5	4.20	\$27,233	10	2.90	\$46,751
Southern Hills	1	2.00	\$19,153	5	1.40	\$20,579	5	1.20	\$16,477	5	1.40	\$10,871	6	2.00	\$19,633
Spring Valley	10	1.70	\$17,740	6	2.67	\$36,241	7	2.14	\$38,814	3	1.00	\$5,712	6	3.17	\$58,483
St. Rose-Rose de Lima	10	5.40	\$72,667	6	4.67	\$70,010	11	2.36	\$27,320	10	3.70	\$53,315	5	1.80	\$24,357
St. Rose-San Martin	6	1.67	\$12,658	3	2.33	\$11,948	4	2.75	\$37,605	3	2.00	\$29,985	0	0.00	\$0
St. Rose-Siena	25	2.52	\$23,968	27	2.44	\$24,134	22	2.05	\$23,215	18	4.11	\$41,712	14	2.14	\$28,771
Summerlin	12	3.00	\$35,723	7	1.00	\$10,169	10	2.00	\$23,319	7	2.43	\$36,034	18	1.72	\$25,284
Sunrise	20	1.75	\$19,150	28	2.71	\$36,755	28	2.18	\$34,092	27	2.33	\$34,703	36	1.92	\$26,275
UMC	27	3.67	\$29,318	27	1.41	\$13,317	28	2.57	\$22,953	37	2.49	\$19,856	23	1.96	\$16,523
Valley	8	2.00	\$18,001	10	2.60	\$33,423	13	5.46	\$89,598	17	3.47	\$57,723	7	2.14	\$33,394
<b>Total</b>	<b>155</b>	<b>2.54</b>	<b>\$25,315</b>	<b>160</b>	<b>2.38</b>	<b>\$27,849</b>	<b>170</b>	<b>2.63</b>	<b>\$34,714</b>	<b>160</b>	<b>2.94</b>	<b>\$38,481</b>	<b>161</b>	<b>2.26</b>	<b>\$31,135</b>
<b>Washoe</b>															
Carson Tahoe	8	1.88	\$13,296	12	2.75	\$17,733	6	2.17	\$17,507	9	1.44	\$9,110	4	1.50	\$11,373
Northern Nevada	2	1.00	\$7,552	1	3.00	\$46,470	2	1.00	\$15,043	4	1.00	\$10,945	3	4.00	\$62,797
Renown Regional	14	2.14	\$14,772	11	2.27	\$20,308	22	2.14	\$19,844	19	1.47	\$17,207	19	2.26	\$19,337
Renown S. Meadows	1	1.00	\$9,068	3	1.00	\$14,194	3	2.67	\$26,661	6	2.50	\$26,269	7	1.71	\$19,989
Saint Mary's	6	2.00	\$16,073	4	4.00	\$24,843	9	1.56	\$10,976	10	1.60	\$11,071	7	1.43	\$10,180
Sierra Surgery	0	0.00	\$0	0	0.00	\$0	0	0.00	\$0	0	0.00	\$0	0	0.00	\$0
<b>Total</b>	<b>31</b>	<b>1.94</b>	<b>\$13,993</b>	<b>31</b>	<b>2.58</b>	<b>\$20,149</b>	<b>42</b>	<b>2.00</b>	<b>\$17,868</b>	<b>48</b>	<b>1.58</b>	<b>\$15,021</b>	<b>40</b>	<b>2.08</b>	<b>\$20,312</b>
<b>Rural</b>															
Battle Mountain	0	0.00	\$0	0	0.00	\$0	0	0.00	\$0	0	0.00	\$0	0	0.00	\$0
Boulder City	2	2.50	\$14,989	1	1.00	\$2,666	0	0.00	\$0	0	0.00	\$0	0	0.00	\$0
Carson Valley	2	2.00	\$15,871	1	2.00	\$28,525	2	2.00	\$22,161	1	2.00	\$14,334	1	2.00	\$29,303
Churchill	0	0.00	\$0	1	1.00	\$3,362	1	1.00	\$4,886	3	1.00	\$12,792	3	1.00	\$7,480
Desert View	2	1.50	\$5,514	2	1.50	\$4,614	3	2.00	\$11,164	1	7.00	\$32,148	1	3.00	\$23,018
Grover C. Dils	0	0.00	\$0	0	0.00	\$0	0	0.00	\$0	0	0.00	\$0	0	0.00	\$0
Humboldt	0	0.00	\$0	1	1.00	\$5,304	0	0.00	\$0	1	1.00	\$21,378	0	0.00	\$0
Incline Village	0	0.00	\$0	0	0.00	\$0	0	0.00	\$0	0	0.00	\$0	0	0.00	\$0
Mesa View	1	1.00	\$3,594	1	2.00	\$5,794	0	0.00	\$0	1	1.00	\$20,294	2	1.00	\$7,280
Mount Grant	2	2.00	\$4,926	0	0.00	\$0	0	0.00	\$0	0	0.00	\$0	0	0.00	\$0
Northeastern	2	1.50	\$8,746	0	0.00	\$0	0	0.00	\$0	4	2.00	\$16,594	2	4.00	\$38,218
Nye	0	0.00	\$0	0	0.00	\$0	0	0.00	\$0	0	0.00	\$0	0	0.00	\$0
Pershing	0	0.00	\$0	0	0.00	\$0	0	0.00	\$0	0	0.00	\$0	0	0.00	\$0
South Lyon	0	0.00	\$0	0	0.00	\$0	0	0.00	\$0	0	0.00	\$0	0	0.00	\$0
William Bee Ririe	0	0.00	\$0	0	0.00	\$0	0	0.00	\$0	0	0.00	\$0	0	0.00	\$0
<b>Total</b>	<b>11</b>	<b>1.82</b>	<b>\$9,426</b>	<b>7</b>	<b>1.43</b>	<b>\$7,840</b>	<b>6</b>	<b>1.83</b>	<b>\$13,783</b>	<b>11</b>	<b>2.00</b>	<b>\$17,537</b>	<b>9</b>	<b>2.00</b>	<b>\$18,417</b>
<b>All Counties</b>	<b>197</b>	<b>2.41</b>	<b>\$22,646</b>	<b>198</b>	<b>2.38</b>	<b>\$25,936</b>	<b>218</b>	<b>2.49</b>	<b>\$30,893</b>	<b>219</b>	<b>2.60</b>	<b>\$32,287</b>	<b>210</b>	<b>2.21</b>	<b>\$28,528</b>

### Poisoning & Toxic Effects Of Drugs (917-918)

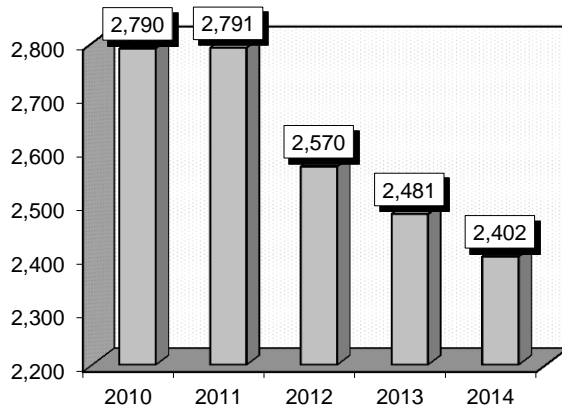
**Diagnoses:** that frequently accompanied Poisoning & Toxic Effects Of Drugs were: 1) Tobacco use disorder (3051), 2) Depressive disorder, not elsewhere classified (311), 3) Unspecified essential hypertension (4019), 4) Altered mental status (78097), 5) Poisoning by benzodiazepine-based tranquilizers (9694), 6) Anxiety state, unspecified (30000), 7) Hypopotassemia (2768), 8) Poisoning by aromatic analgesics, not elsewhere classified (9654), 9) Suicidal ideation (V6284).

**Definitions:** **Hypertension:** High blood pressure. **Psychotropic:** Exerting an effect on the mind; capable of modifying mental activity; said especially of drugs. **Hypopotassemia:** A deficiency of potassium in the blood. **Bipolar disorder:** Previously referred to as manic depressive illness, characterized by the occurrence of mania (euphoria) alternating with bouts of depression.

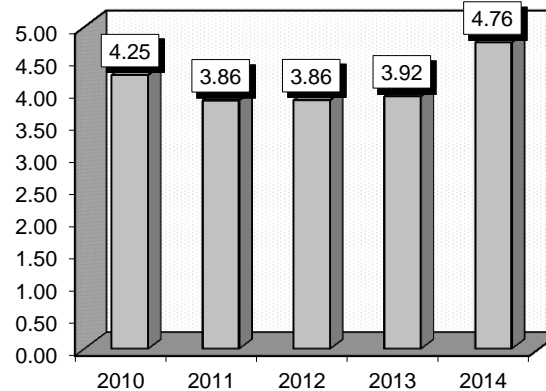
**Comment:** Poisoning is a condition produced by the ingestion of, injection of, inhalation of, or exposure to a poisonous substance. According to the Center for Disease Control and Prevention, a poisoning is a poison exposure that results in bodily harm. Poison exposures can occur by accident without intent, these exposures are defined as unintentional poisonings. Poison exposures can be the result of a conscious, willful decision, defined as intentional poisonings. Identification of the poison and presentation of a container label are critical to diagnosis and treatment.

Gender	2010			2011			2012			2013			2014		
	Cases	Avg LOS	Avg Bill	Cases	Avg LOS	Avg Bill	Cases	Avg LOS	Avg Bill	Cases	Avg LOS	Avg Bill	Cases	Avg LOS	Avg Bill
Male	1,280	4.61	\$42,849	1,288	3.79	\$40,706	1,119	4.08	\$45,555	1,072	4.17	\$50,053	1,084	5.04	\$61,707
Female	1,510	3.95	\$35,536	1,503	3.92	\$39,331	1,451	3.69	\$40,561	1,409	3.73	\$44,946	1,318	4.53	\$51,176
Age Group	Cases	Avg LOS	Avg Bill	Cases	Avg LOS	Avg Bill	Cases	Avg LOS	Avg Bill	Cases	Avg LOS	Avg Bill	Cases	Avg LOS	Avg Bill
0-17	244	1.57	\$13,722	232	1.81	\$14,232	207	1.83	\$18,762	232	1.59	\$18,032	216	1.91	\$25,476
18-35	783	4.37	\$37,547	797	3.62	\$38,444	667	3.56	\$35,757	646	3.88	\$40,530	619	4.14	\$47,696
36-49	672	4.56	\$39,759	683	3.84	\$39,497	589	4.16	\$48,005	531	4.08	\$48,877	513	5.26	\$56,439
50-64	730	4.79	\$44,921	687	4.76	\$49,906	716	4.42	\$49,064	685	4.57	\$57,759	662	5.59	\$69,036
65+	361	4.13	\$45,011	392	4.02	\$41,687	391	3.98	\$47,805	387	4.03	\$54,525	392	5.24	\$62,905
<b>Total</b>	<b>2,790</b>	<b>4.25</b>	<b>\$38,891</b>	<b>2,791</b>	<b>3.86</b>	<b>\$39,966</b>	<b>2,570</b>	<b>3.86</b>	<b>\$42,735</b>	<b>2,481</b>	<b>3.92</b>	<b>\$47,153</b>	<b>2,402</b>	<b>4.76</b>	<b>\$55,929</b>

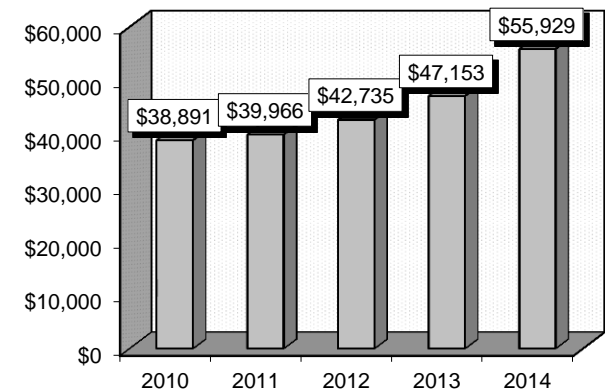
Patient Discharges



Average Length of Stay



Average Billed Charges





County / Hospital	2010			2011			2012			2013			2014		
	Cases	Avg LOS	Avg Bill	Cases	Avg LOS	Avg Bill	Cases	Avg LOS	Avg Bill	Cases	Avg LOS	Avg Bill	Cases	Avg LOS	Avg Bill
<b>Clark</b>															
Centennial Hills	100	4.30	\$36,717	138	3.93	\$41,796	84	4.24	\$61,264	104	3.72	\$51,307	120	4.43	\$56,366
Desert Springs	101	4.38	\$38,802	108	4.19	\$39,902	103	4.83	\$62,336	124	5.52	\$69,120	160	6.38	\$79,056
Mountain View	218	4.62	\$51,126	196	3.68	\$45,071	177	4.75	\$61,300	167	4.21	\$59,483	174	5.24	\$83,045
North Vista	98	5.57	\$39,168	71	5.65	\$53,133	65	5.35	\$44,758	74	7.22	\$80,227	70	5.13	\$47,020
Southern Hills	40	4.73	\$41,451	44	2.95	\$39,356	37	5.00	\$41,774	53	4.34	\$52,303	65	4.60	\$50,834
Spring Valley	180	4.93	\$52,532	153	4.29	\$52,788	130	4.21	\$53,484	132	5.19	\$67,285	93	4.62	\$77,633
St. Rose-Rose de Lima	180	5.18	\$46,529	122	4.31	\$43,690	117	4.19	\$42,362	81	3.90	\$48,621	85	5.82	\$72,251
St. Rose-San Martin	75	3.84	\$30,933	56	3.21	\$34,988	49	3.69	\$29,599	45	4.18	\$44,222	38	3.89	\$42,186
St. Rose-Siena	188	3.78	\$36,012	181	3.80	\$46,895	139	3.22	\$42,223	107	3.16	\$39,749	110	3.60	\$51,303
Summerlin	129	2.70	\$30,012	132	3.42	\$42,469	111	3.78	\$58,099	156	3.38	\$50,157	141	4.54	\$64,624
Sunrise	329	6.25	\$54,312	394	4.94	\$50,477	333	4.26	\$51,417	311	4.51	\$59,915	319	6.36	\$80,769
UMC	231	3.10	\$26,829	258	3.50	\$31,375	221	3.82	\$33,547	207	3.64	\$29,394	156	4.97	\$34,959
Valley	174	4.85	\$59,679	168	3.74	\$53,289	157	4.17	\$65,294	174	5.00	\$72,169	123	5.61	\$74,682
<b>Total</b>	<b>2,043</b>	<b>4.60</b>	<b>\$43,796</b>	<b>2,021</b>	<b>4.07</b>	<b>\$44,933</b>	<b>1,723</b>	<b>4.20</b>	<b>\$50,689</b>	<b>1,735</b>	<b>4.39</b>	<b>\$55,742</b>	<b>1,654</b>	<b>5.27</b>	<b>\$66,858</b>
<b>Washoe</b>															
Carson Tahoe	104	2.32	\$20,869	139	2.44	\$21,474	106	2.65	\$23,073	107	2.59	\$24,854	117	2.99	\$27,171
Northern Nevada	75	3.53	\$32,436	57	2.44	\$29,152	57	1.98	\$23,947	47	2.64	\$38,128	36	4.08	\$54,736
Renown Regional	347	3.93	\$28,935	369	4.13	\$31,600	419	3.75	\$31,404	353	3.34	\$32,608	358	4.07	\$35,209
Renown S. Meadows	21	1.38	\$17,587	12	3.75	\$22,411	17	1.65	\$22,980	21	2.95	\$29,150	14	2.07	\$24,020
Saint Mary's	84	3.86	\$28,600	100	3.10	\$25,580	139	3.15	\$22,731	130	2.23	\$16,958	125	3.66	\$28,191
Sierra Surgery	0	0.00	\$0	0	0.00	\$0	0	0.00	\$0	0	0.00	\$0	0	0.00	\$0
<b>Total</b>	<b>631</b>	<b>3.52</b>	<b>\$27,599</b>	<b>677</b>	<b>3.48</b>	<b>\$28,263</b>	<b>738</b>	<b>3.30</b>	<b>\$27,804</b>	<b>658</b>	<b>2.94</b>	<b>\$28,539</b>	<b>650</b>	<b>3.75</b>	<b>\$33,253</b>
<b>Rural</b>															
Battle Mountain	0	0.00	\$0	0	0.00	\$0	0	0.00	\$0	0	0.00	\$0	0	0.00	\$0
Boulder City	3	1.00	\$7,394	0	0.00	\$0	6	2.50	\$14,272	2	2.00	\$11,741	7	7.14	\$15,793
Carson Valley	9	3.22	\$28,065	8	1.50	\$10,570	10	2.60	\$30,100	4	1.75	\$7,553	3	2.33	\$16,574
Churchill	25	1.56	\$10,368	10	1.90	\$10,631	20	2.85	\$15,978	11	1.45	\$11,981	12	2.58	\$19,328
Desert View	15	2.67	\$9,697	4	1.75	\$6,926	1	2.00	\$8,700	2	1.00	\$6,519	11	2.64	\$17,525
Grover C. Dils	2	3.50	\$15,732	1	1.00	\$4,636	2	2.00	\$4,995	0	0.00	\$0	1	1.00	\$2,879
Humboldt	3	1.33	\$7,097	11	2.73	\$20,892	7	2.43	\$17,110	7	2.29	\$14,699	4	1.25	\$5,147
Incline Village	0	0.00	\$0	0	0.00	\$0	0	0.00	\$0	0	0.00	\$0	0	0.00	\$0
Mesa View	13	1.38	\$11,684	11	1.82	\$12,214	17	2.47	\$13,065	9	3.00	\$18,114	10	2.40	\$13,781
Mount Grant	4	5.50	\$19,429	1	2.00	\$5,010	5	1.80	\$5,081	1	5.00	\$13,761	0	0.00	\$0
Northeastern	30	2.13	\$19,529	40	2.28	\$23,314	33	2.24	\$24,221	45	1.80	\$19,894	47	2.40	\$28,798
Nye	3	1.33	\$5,213	3	1.00	\$8,855	1	1.00	\$7,375	0	0.00	\$0	0	0.00	\$0
Pershing	0	0.00	\$0	0	0.00	\$0	0	0.00	\$0	0	0.00	\$0	0	0.00	\$0
South Lyon	0	0.00	\$0	0	0.00	\$0	0	0.00	\$0	0	0.00	\$0	0	0.00	\$0
William Bee Ririe	9	1.67	\$5,810	4	1.00	\$12,118	7	2.43	\$10,806	7	3.14	\$17,311	3	2.33	\$14,683
<b>Total</b>	<b>116</b>	<b>2.11</b>	<b>\$13,927</b>	<b>93</b>	<b>2.03</b>	<b>\$17,204</b>	<b>109</b>	<b>2.42</b>	<b>\$18,114</b>	<b>88</b>	<b>2.05</b>	<b>\$16,984</b>	<b>98</b>	<b>2.72</b>	<b>\$21,876</b>
<b>All Counties</b>	<b>2,790</b>	<b>4.25</b>	<b>\$38,891</b>	<b>2,791</b>	<b>3.86</b>	<b>\$39,966</b>	<b>2,570</b>	<b>3.86</b>	<b>\$42,735</b>	<b>2,481</b>	<b>3.92</b>	<b>\$47,153</b>	<b>2,402</b>	<b>4.76</b>	<b>\$55,929</b>

