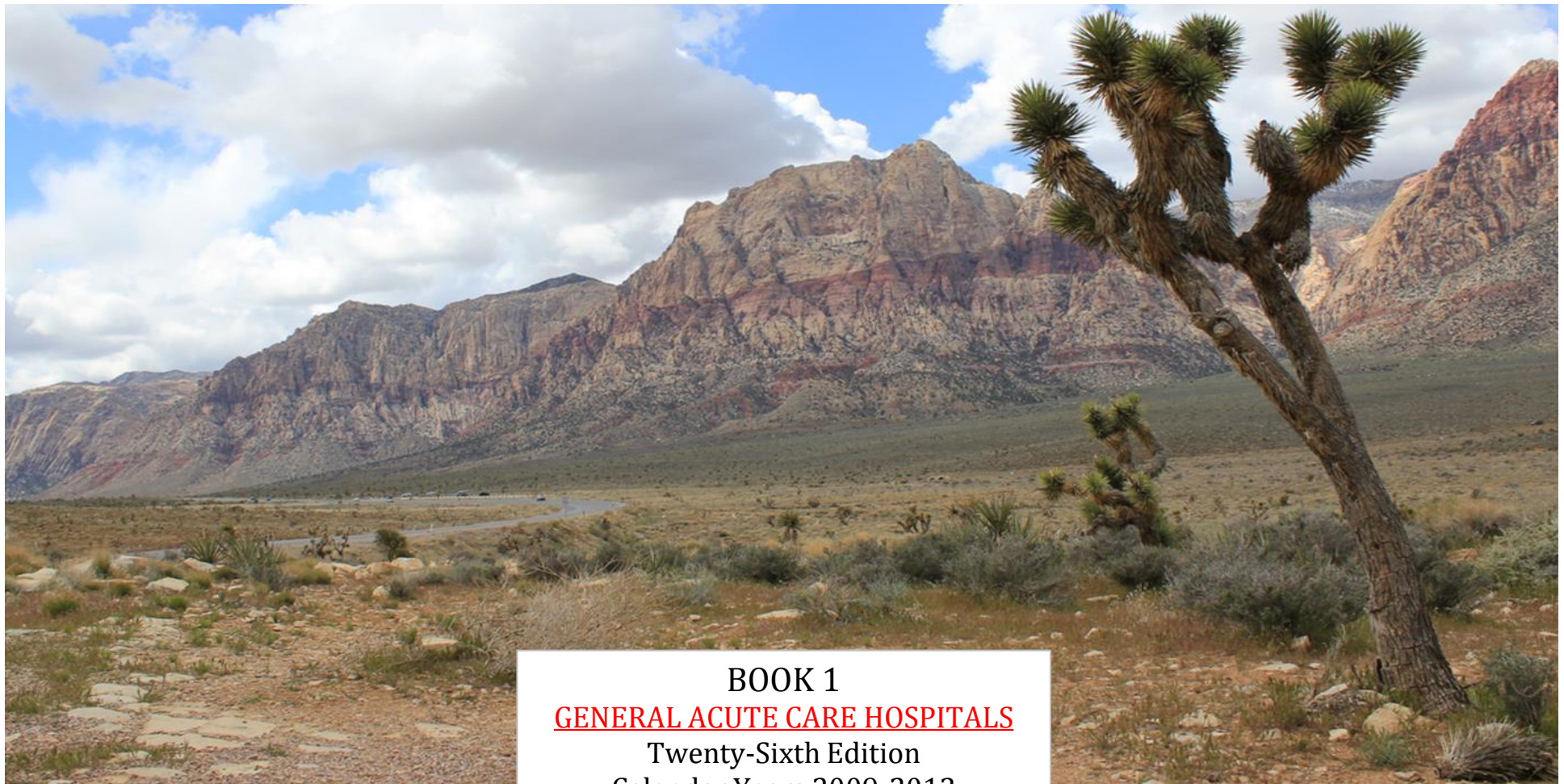




Personal Health Choices

University of Nevada Las Vegas
Center for Health Information Analysis
&

Nevada Division of Public and Behavioral Health
Office of Public Health Informatics and Epidemiology



BOOK 1
GENERAL ACUTE CARE HOSPITALS
Twenty-Sixth Edition
Calendar Years 2009-2013

Table of Contents

Foreword	i
Acknowledgments	ii
Introduction	iii
Factors to Consider in Reviewing this Report	iv
General Acute Care Hospitals	v
Listing of DRG Groups (Reports)	vi - viii
Discussion and Graphics: 75 Diagnostic Related Groups	1 - 150

Foreword

Personal Health Choices is a joint publication of the Center for Health Information Analysis (CHIA) and the Department of Health and Human Services, Nevada Division of Public and Behavioral Health, Bureau of Health Statistics, Planning, and Response. This report presents general acute care hospital inpatient discharge billing records data for 75 common medical and surgical diagnoses by MS-DRG (Medicare Severity Diagnosis-Related Group) as reported by 34 of Nevada's acute care hospitals that discharged patients within the period of 2009 to 2013.

These data are available through the standard Uniform Billing form, which is utilized by hospitals to bill for their hospital charges. These data include patients who were admitted to a hospital as an inpatient, but do not include patients who were treated and released from the emergency room. It includes information about patients discharged from non-federal hospitals in Nevada. These data identify billed charges, not the actual payments received by the hospital.

The data were compiled by CHIA using information from inpatient hospital billing records. This information was gathered and analyzed as part of a contractual agreement between the Department of Health and Human Services and the University under the authority granted in Section 439B of the Nevada Revised Statutes. CHIA audits the data and requests corrections when errors are found. It is not possible to detect all errors. CHIA is not responsible for errors that cannot be found by an audit.

An electronic copy of this publication can be downloaded from <http://www.nevadacomparecare.net/static-choices.php>

Office of Public Health Informatics and Epidemiology (OPHIE)
Nevada Division of Public and Behavioral Health
4150 Technology Way, Suite 211
Carson City, NV 89706
Telephone: (775) 684-5911

Personal Health Choices
Twenty-Sixth Edition, 2009-2013
Published September, 2014

PERSONAL HEALTH CHOICES: 2009-2013

Book 1 - Acute Care Hospitals - Inpatient

ACKNOWLEDGMENTS

Department of Health and Human Services

Romaine Gilliland, Director

University of Nevada, Las Vegas, School of Community Health Sciences

Shawn Gerstenberger, PhD, Dean

Center for Health Information Analysis

Joseph Greenway, MPH, Director

Division of Health Care Financing and Policy

Laurie Squartsoff, Administrator

Janice Prentice, Chief of Rates & Cost Containment Unit

Nevada Division of Public and Behavioral Health

Richard Whitley, MS, Administrator

Jay Kvam, MSPH, Biostatistician

Introduction

This twenty-sixth edition, Book 1 of Personal Health Choices compares 34 of Nevada's general acute care hospitals with respect to 75 common medical diagnoses and surgical procedures, defined by Medicare Severity Diagnosis Related Groups (MS-DRGs: see below). The definitions to all DRGs can be found on the narrative page for each DRG. Each diagnosis and procedure in this publication may be based on an individual DRG or multiple related DRGs.

THE DIAGNOSIS RELATED GROUP (DRG) SYSTEM

Diagnosis Related Group (DRG), is a classification system that is based on principal and secondary disease diagnoses, medical and surgical procedures, complications, comorbidities (coexisting conditions), age and discharge status. The DRG system is complex in its construction, and is based upon documentation in the patient's medical record. DRGs are divided into 25 exclusive categories referred to as major diagnostic categories (MDCs). DRGs enable hospitals to recover the appropriate reimbursement for services rendered, evaluate the quality of care and assist in evaluating utilization of services. The DRGs classify patients with similar utilization of hospital resources and length of stay patterns. Each DRG represents the average resources needed to treat patients grouped to that DRG compared to the national average of resources to treat all Medicare patients. Hospitals are reimbursed at a flat rate based on the theory that patients with similar illnesses undergoing similar procedures will require similar care. The primary outcome of the DRG system is the more efficiently a hospital delivers care, the greater its operating margin will be.

INFORMATION LEVEL

Personal Health Choices is intended as a source of information regarding the billed charges of hospitals in Nevada, and should not be construed as a definitive guide for selecting a hospital in order to receive inpatient medical care. The financial information in this report is based on billed charges rather than the amount actually collected on discharged patients per DRG. Billed charges and collected charges can differ significantly. This report provides the reader information about one component of healthcare pricing - inpatient hospitalization. Hospital outpatient services as well as professional physician and other non-hospital inpatient ancillary healthcare services are not covered in this report.

CREDIT DUE: Google Web was extensively used to obtain definitions for medical terms. This can be accessed by typing, 'define: term' in the Google search box. Also <http://medical-dictionary.thefreedictionary.com/>

Factors

The information provided in this report is formatted so as to present narrative and tabular data on the first page and detailed tabular data on the second. This report covers a five-year trend line for DRG-related data. DRGs are sometimes broken down by age factors and/or presence of comorbidity. Comorbidity or comorbid conditions are defined as two or more coexisting medical conditions.

The first page of each selected DRG presents gender and age breakdowns of the overall hospital inpatient population, factored by the total number of discharges, average length of hospital stay and average billed charges. The age categories consist of 0-17, 18-35, 36-49, 50-64, and 65+. These age categories were selected to best illustrate the impact of the disease diagnoses and medical and surgical procedures on the populations affected. The narrative information on the first page for each DRG is based on the available data and may contain information on specific diagnoses and surgical procedures involved in the treatment of the patient. These diagnoses and procedures may not always be directly related to the primary ailment. The second page examines specific hospitals in Clark, Washoe and the Rural counties with regard to total discharges, average length of stays, and average billed charges.

It should be noted that, when comparing hospitals to average length of stay and billed charges, information based on small numbers of cases cannot provide a reliable statistical base upon which information can reflect a given hospital's experience. Further, physician charges (including those of surgeons) are normally separate from hospital charges, except in rural areas where some physician services -- such as radiology, anesthesia, and laboratory tests -- may be included in the hospital charges.

The Center for Health Information Analysis (CHIA) receives patient bill records directly from all the hospitals. These data are audited and if errors are found a resend is requested. The audit includes missing or out of range fields as well as statistical mixes of fields such as payer, gender, and race. Although CHIA does everything it can to validate the data, there are some types of errors that cannot be audited. The hospitals are typically very good at creating data and coding so these errors are a rarity.

GENERAL ACUTE CARE HOSPITALS

Hospital Name	Address	Phone	Beds	County
Battle Mountain General Hospital	535 Humboldt St., Battle Mountain, NV 89820	(775) 635-2550	25	Lander
Boulder City Hospital	901 Adams Blvd., Boulder City, NV 89005	(702) 293-4111	83	Clark
Carson Tahoe Regional Medical Center	1600 Medical Pkwy., Carson City, NV 89703	(775) 445-8000	190	Carson
Carson Valley Medical Center	1107 Highway 395, Gardnerville, NV 89410	(775) 782-1500	23	Douglas
Centennial Hills Hospital Medical Center	6900 N. Durango Dr., Las Vegas, NV 89149	(702) 835-9700	177	Clark
Churchill Community Hospital	801 E. Williams Ave., Fallon, NV 89406	(775) 423-3151	40	Churchill
Desert Springs Hospital	2075 E. Flamingo Rd., Las Vegas, NV 89119	(702) 369-7610	293	Clark
Desert View Regional Medical Center	360 S. Lola Ln., Pahrump, NV 89048	(775) 751-7500	25	Nye
Grover C. Dils Medical Center	700 N. Spring St., Caliente, NV 89008	(775) 726-3171	20	Lincoln
Humboldt General Hospital	118 E. Haskell St., Winnemucca, NV 89445	(775) 623-5222	53	Humboldt
Incline Village Community Hospital	880 Alder Ave., Incline Village, NV 89451	(775) 833-4100	4	Washoe
Mesa View Regional Hospital	1299 Bertha Howe Ave., Mesquite, NV 89027	(702) 346-8040	25	Clark
Mount Grant General Hospital	1st & A St., Hawthorne, NV 89415	(775) 945-2461	35	Mineral
Mountain View Hospital	3100 N. Tenaya Way, Las Vegas, NV 89128	(702) 255-5000	340	Clark
North Vista Hospital	1409 E. Lake Mead Blvd., North Las Vegas, NV 89030	(702) 649-7711	177	Clark
Northeastern Nevada Regional Hospital	2001 Errecart Blvd., Elko, NV 89801	(775) 738-5151	75	Elko
Northern Nevada Medical Center	2375 E. Prater Way, Sparks, NV 89434	(775) 356-4001	108	Washoe
Nye Regional Medical Center	825 Erie Main St., Tonopah, NV 89409	(775) 482-6233	44	Nye
Pershing General Hospital	855 6th St., Lovelock, NV 89419	(775) 273-2621	38	Pershing
Renown Regional Medical Center	1155 Mill St., Reno, NV 89502	(775) 982-4511	808	Washoe
Renown South Meadows Medical Center	10101 Double R Blvd., Reno, NV 89521	(775) 982-7000	76	Washoe
Saint Mary's Regional Medical Center	235 W. Sixth St., Reno, NV 89503	(775) 770-3000	380	Washoe
Saint Rose Dominican Hospitals Rose de Lima Campus	102 E. Lake Mead Dr., Henderson, NV 89015	(702) 616-5000	109	Clark
Saint Rose Dominican Hospitals San Martin Campus	8280 W. Warm Springs Rd. Las Vegas, NV 89113	(702) 616-5509	147	Clark
Saint Rose Dominican Hospitals Siena Campus	3001 St. Rose Pkwy., Henderson, NV 89052	(702) 616-5000	230	Clark
Sierra Surgery Hospital	1400 Medical Pkwy., Carson City, NV 89703	(775) 883-1700	15	Carson
South Lyon Medical Center	213 Whitacre St., Yerington, NV 89447	(775) 463-2301	63	Lyon
Southern Hills Hospital & Medical Center	9300 W. Sunset Rd., Las Vegas, NV 89148	(702) 855-1850	134	Clark
Spring Valley Hospital Medical Center	5400 S. Rainbow Blvd., Las Vegas, NV 89118	(702) 853-3333	237	Clark
Summerlin Hospital Medical Center	657 Town Center Dr., Las Vegas, NV 89144	(702) 233-7000	454	Clark
Sunrise Hospital & Medical Center	3186 S. Maryland Pkwy., Las Vegas, NV 89109	(702) 731-8000	690	Clark
University Medical Center of Southern Nevada	1800 W. Charleston Blvd., Las Vegas, NV 89102	(702) 383-2000	541	Clark
Valley Hospital Medical Center	620 Shadow Ln., Las Vegas, NV 89106	(702) 388-4000	301	Clark
William Bee Ririe Hospital	1500 Avenue H, Ely, NV 89301	(775) 289-3001	25	White Pine

Listing of DRG Groups (Reports)

MSDRGs	Group Name	MDC	Pages
056-057	Degenerative Nervous System Disorders	01	1-2
058-060	Multiple Sclerosis & Cerebellar Ataxia	01	3-4
061-063	Acute Ischemic Stroke With Use Of Thrombolytic Agent	01	5-6
064-066	Intracranial Hemorrhage Or Cerebral Infarction	01	7-8
069	Transient Ischemia	01	9-10
088-090	Concussion	01	11-12
163-165	Major Chest Procedures	04	13-14
177-179	Respiratory Infections & Inflammations	04	15-16
180-182	Respiratory Neoplasms	04	17-18
183-185	Major Chest Trauma	04	19-20
189	Pulmonary Edema & Respiratory Failure	04	21-22
190-192	Chronic Obstructive Pulmonary Disease	04	23-24
193-195	Simple Pneumonia & Pleurisy	04	25-26
202-203	Bronchitis & Asthma	04	27-28
216-221	Cardiac Valve & Other Major Cardiothoracic Procedures	05	29-30
231-232	Coronary Bypass With PTCA	05	31-32
233-236	Coronary Bypass	05	33-34
237-238	Major Cardiovascular Procedures	05	35-36
242-244	Permanent Cardiac Pacemaker Implant	05	37-38
280-282	Acute Myocardial Infarction, Discharged Alive	05	39-40
283-285	Acute Myocardial Infarction, Expired	05	41-42
291-293	Heart Failure & Shock	05	43-44
296-298	Cardiac Arrest, Unexplained	05	45-46
299-301	Peripheral Vascular Disorders	05	47-48
302-303	Atherosclerosis	05	49-50

Listing of DRG Groups (Reports)

MSDRGs	Group Name	MDC	Pages
304-305	Hypertension	05	51-52
306-307	Cardiac Congenital & Valvular Disorders	05	53-54
308-310	Cardiac Arrhythmia & Conduction Disorders	05	55-56
311	Angina Pectoris	05	57-58
313	Chest Pain	05	59-60
326-328	Stomach, Esophageal & Duodenal Procedures	06	61-62
329-331	Major Small & Large Bowel Procedures	06	63-64
332-334	Rectal Resection	06	65-66
338-343	Appendectomy	06	67-68
344-346	Minor Small & Large Bowel Procedures	06	69-70
350-352	Inguinal & Femoral Hernia Procedures	06	71-72
353-355	Hernia Procedures Except Inguinal & Femoral	06	73-74
377-379	Gastrointestinal Hemorrhage	06	75-76
380-384	Peptic Ulcer	06	77-78
385-387	Inflammatory Bowel Disease	06	79-80
388-390	Gastrointestinal Obstruction	06	81-82
411-416	Cholecystectomy - Nonlaparoscopic	07	83-84
417-419	Cholecystectomy - Laparoscopic	07	85-86
432-434	Cirrhosis & Alcoholic Hepatitis	07	87-88
480-482	Hip & Femur Procedures Except Major Joint	08	89-90
485-489	Knee Procedures	08	91-92
490-491	Back & Neck Procedures Except Spinal Fusion	08	93-94
551-552	Medical Back Problems	08	95-96
582-583	Mastectomy For Malignancy	09	97-98
619-621	Operating Room Procedures For Obesity	10	99-100

Listing of DRG Groups (Reports)

MSDRGs	Group Name	MDC	Pages
637-639	Diabetes	10	101-102
643-645	Endocrine Disorders	10	103-104
656-658	Kidney & Ureter Procedures For Neoplasm	11	105-106
659-661	Kidney And Ureter Procedures For Non-Neoplasm	11	107-108
665-667	Prostatectomy	11	109-110
682-684	Renal Failure	11	111-112
685	Admit For Renal Dialysis	11	113-114
686-688	Kidney & Urinary Tract Neoplasms	11	115-116
689-690	Kidney And Urinary Tract Infections	11	117-118
691-694	Urinary Stones	11	119-120
765	Cesarean Section With Complications	14	121-122
766	Cesarean Section Without Complications	14	123-124
774	Vaginal Delivery With Complicating Diagnoses	14	125-126
775	Vaginal Delivery Without Complicating Diagnoses	14	127-128
780	False Labor	14	129-130
791	Prematurity With Major Problems	15	131-132
795	Normal Newborn	15	133-134
856-858,862-863	Postoperative Or Post-Traumatic Infections	18	135-136
865-866	Viral Illness	18	137-138
870-872	Septicemia Or Severe Sepsis	18	139-140
881	Depressive Neuroses	19	141-142
895-897	Alcohol/Drug Abuse Or Dependence	20	143-144
913-914	Traumatic Injury	21	145-146
915-916	Allergic Reactions	21	147-148
917-918	Poisoning & Toxic Effects Of Drugs	21	149-150

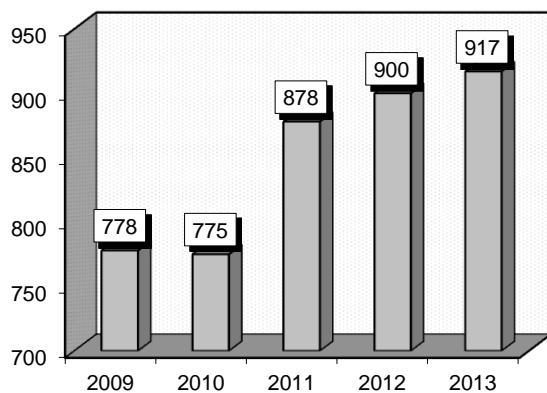
Degenerative Nervous System Disorders (056-057)

Diagnoses: that frequently accompanied Degenerative Nervous System Disorders were: 1) Unspecified hypertension (4019), 2) Alzheimer's disease (3310), 3) Dementia with behavioral disturbance (29411), 4) Dementia without behavioral disturbance (29410), 5) Depressive disorder NEC (311).

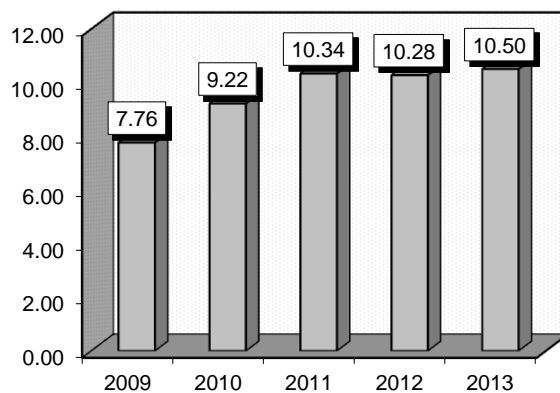
Definitions: **Hypertension:** Elevated blood pressure persistently exceeding 140/90. Essential hypertension, the most common kind, has no single identifiable cause. **Alzheimer's disease:** A progressive mental deterioration characterized by confusion, disorientation, restlessness, and hallucinations. Only palliative treatment is available. **Dementia:** A progressive organic mental disorder characterized by chronic confusion, disorientation, stupor, impaired judgment and impulses. Organic forms of dementia are generally considered irreversible, progressive and incurable. However, conditions that cause the decline may be treatable or partially reversible. **Depression:** An abnormal emotional state characterized by exaggerated feelings of sadness, dejection, worthlessness, emptiness and hopelessness that are out of proportion to reality.

Gender	2009			2010			2011			2012			2013		
	Cases	Avg LOS	Avg Bill	Cases	Avg LOS	Avg Bill	Cases	Avg LOS	Avg Bill	Cases	Avg LOS	Avg Bill	Cases	Avg LOS	Avg Bill
Male	362	7.59	\$40,508	374	8.47	\$54,301	398	10.01	\$59,406	406	10.15	\$62,384	446	10.09	\$64,654
Female	416	7.91	\$44,125	401	9.92	\$53,282	480	10.61	\$56,888	494	10.38	\$65,867	471	10.89	\$67,115
Age Group	Cases	Avg LOS	Avg Bill	Cases	Avg LOS	Avg Bill	Cases	Avg LOS	Avg Bill	Cases	Avg LOS	Avg Bill	Cases	Avg LOS	Avg Bill
0-17	7	2.00	\$16,168	7	1.43	\$15,832	3	2.67	\$33,153	7	1.86	\$15,042	7	4.57	\$53,887
18-35	21	4.48	\$52,889	22	9.14	\$72,007	23	7.13	\$61,071	31	5.29	\$93,421	35	4.40	\$65,189
36-49	53	5.72	\$40,524	49	6.59	\$58,208	45	9.04	\$67,348	47	8.32	\$76,094	41	4.20	\$61,672
50-64	103	6.55	\$45,339	103	7.01	\$50,023	108	8.17	\$48,025	120	6.16	\$55,247	141	5.92	\$56,710
65+	594	8.34	\$42,051	594	9.91	\$53,830	699	10.89	\$58,981	695	11.43	\$64,257	693	12.18	\$68,201
Total	778	7.76	\$42,442	775	9.22	\$53,774	878	10.34	\$58,029	900	10.28	\$64,296	917	10.50	\$65,918

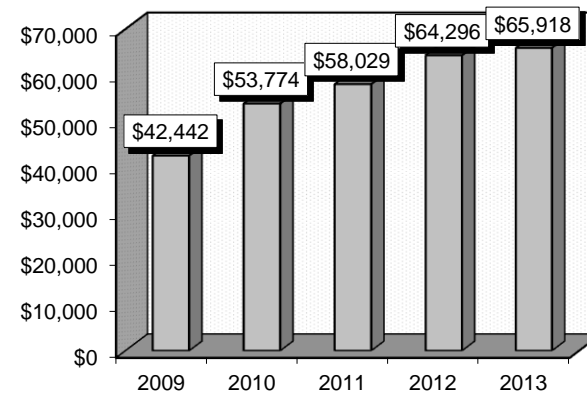
Patient Discharges



Average Length of Stay



Average Billed Charges



County / Hospital	2009			2010			2011			2012			2013		
	Cases	Avg LOS	Avg Bill	Cases	Avg LOS	Avg Bill	Cases	Avg LOS	Avg Bill	Cases	Avg LOS	Avg Bill	Cases	Avg LOS	Avg Bill
Clark															
Centennial Hills	21	6.71	\$43,832	12	3.50	\$34,915	17	7.47	\$61,202	16	4.19	\$60,318	25	4.52	\$73,922
Desert Springs	43	6.44	\$44,658	30	4.23	\$35,988	21	5.10	\$44,397	37	8.92	\$72,417	45	11.71	\$66,933
Mountain View	34	4.26	\$35,317	39	4.59	\$42,000	49	6.20	\$63,337	45	4.27	\$50,010	59	4.46	\$55,770
North Vista	6	11.17	\$35,572	11	10.36	\$71,069	13	10.00	\$35,242	14	18.50	\$58,546	22	14.77	\$48,937
Southern Hills	9	4.33	\$34,233	7	3.71	\$34,743	6	4.33	\$92,420	45	9.53	\$42,766	72	12.08	\$53,302
Spring Valley	24	3.92	\$35,964	23	6.78	\$79,478	36	3.47	\$50,090	28	4.25	\$85,008	24	3.92	\$39,703
St. Rose-Rose de Lima	18	5.22	\$31,164	17	7.94	\$50,437	12	7.25	\$44,829	11	4.73	\$46,888	14	2.93	\$40,420
St. Rose-San Martin	35	4.40	\$39,615	15	3.27	\$30,313	11	5.27	\$47,020	14	6.29	\$100,124	19	4.74	\$75,228
St. Rose-Siena	41	5.10	\$49,461	56	4.70	\$51,570	44	9.59	\$70,456	35	4.97	\$64,331	39	4.26	\$63,260
Summerlin	34	3.76	\$32,184	19	5.11	\$62,413	35	3.74	\$36,251	40	3.20	\$42,394	18	3.67	\$53,299
Sunrise	62	4.29	\$41,501	52	5.23	\$64,418	64	5.17	\$55,947	41	4.90	\$55,266	54	6.63	\$67,146
UMC	31	5.97	\$35,258	37	7.11	\$47,290	40	8.90	\$36,171	33	7.27	\$49,271	44	5.18	\$36,328
Valley	63	4.46	\$36,125	61	6.00	\$62,316	63	5.59	\$57,647	82	4.84	\$67,464	66	6.74	\$100,426
Total	421	4.94	\$39,045	379	5.51	\$53,499	411	6.22	\$53,468	441	6.07	\$59,655	501	7.16	\$62,459
Washoe															
Carson Tahoe	27	8.26	\$33,087	29	13.90	\$51,400	75	18.99	\$66,892	121	13.15	\$52,684	113	16.13	\$63,523
Northern Nevada	213	14.30	\$56,675	253	15.32	\$63,579	274	15.72	\$73,605	249	16.78	\$85,774	214	17.48	\$85,351
Renown Regional	62	7.29	\$32,981	58	8.67	\$40,777	69	8.39	\$41,891	56	9.55	\$52,170	39	7.72	\$50,288
Renown S. Meadows	5	3.20	\$20,203	8	3.38	\$17,858	5	2.00	\$14,411	1	1.00	\$14,815	5	3.20	\$20,557
Saint Mary's	22	5.91	\$48,979	18	5.83	\$41,829	11	3.55	\$26,114	8	3.25	\$18,018	26	3.81	\$51,361
Sierra Surgery	0	0.00	\$0	0	0.00	\$0	0	0.00	\$0	0	0.00	\$0	0	0.00	\$0
Total	329	11.75	\$49,205	366	13.43	\$56,932	434	14.65	\$65,517	435	14.55	\$70,834	397	15.06	\$72,651
Rural															
Battle Mountain	0	0.00	\$0	0	0.00	\$0	0	0.00	\$0	0	0.00	\$0	0	0.00	\$0
Boulder City	1	1.00	\$2,295	1	1.00	\$1,319	5	4.80	\$8,449	2	4.50	\$9,925	3	5.00	\$16,627
Carson Valley	3	4.00	\$13,735	0	0.00	\$0	0	0.00	\$0	2	4.00	\$20,570	0	0.00	\$0
Churchill	5	3.00	\$12,896	4	3.50	\$20,510	8	4.75	\$15,147	4	32.25	\$71,765	1	5.00	\$25,872
Desert View	9	3.89	\$19,425	13	6.92	\$23,563	3	6.33	\$30,258	2	2.50	\$11,763	1	1.00	\$3,125
Grover C. Dils	0	0.00	\$0	0	0.00	\$0	0	0.00	\$0	0	0.00	\$0	0	0.00	\$0
Humboldt	1	2.00	\$8,321	2	3.00	\$3,717	0	0.00	\$0	4	5.25	\$20,179	1	6.00	\$25,004
Incline Village	0	0.00	\$0	0	0.00	\$0	0	0.00	\$0	0	0.00	\$0	0	0.00	\$0
Mesa View	4	2.75	\$7,595	2	1.00	\$3,294	3	2.67	\$13,253	1	1.00	\$4,227	4	1.75	\$14,801
Mount Grant	1	3.00	\$3,996	0	0.00	\$0	2	3.00	\$12,696	0	0.00	\$0	2	4.50	\$13,618
Northeastern	4	3.00	\$16,993	6	3.67	\$23,390	3	3.67	\$19,494	7	9.14	\$39,217	6	3.17	\$17,000
Nye	0	0.00	\$0	0	0.00	\$0	0	0.00	\$0	0	0.00	\$0	0	0.00	\$0
Pershing	0	0.00	\$0	0	0.00	\$0	2	3.50	\$8,984	0	0.00	\$0	0	0.00	\$0
South Lyon	0	0.00	\$0	0	0.00	\$0	3	8.00	\$12,374	1	5.00	\$11,391	1	4.00	\$20,124
William Bee Ririe	0	0.00	\$0	2	3.00	\$8,760	4	6.25	\$26,704	1	1.00	\$2,745	0	0.00	\$0
Total	28	3.25	\$14,053	30	4.70	\$18,719	33	4.91	\$16,355	24	10.13	\$31,049	19	3.47	\$16,444
All Counties	778	7.76	\$42,442	775	9.22	\$53,774	878	10.34	\$58,029	900	10.28	\$64,296	917	10.50	\$65,918

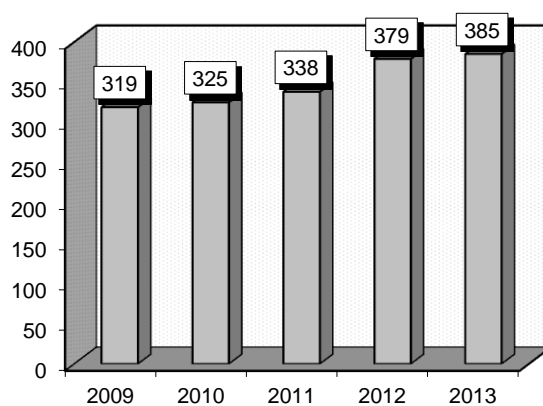
Multiple Sclerosis & Cerebellar Ataxia (058-060)

Diagnoses & Procedures: that frequently accompanied Multiple Sclerosis & Cerebellar Ataxia were: 1) Neuromyelitis optica (3410), 2) Demyelinating disease of central nervous system, unspecified (3419), 3) Spinal tap (331), 4) Injection or infusion of gamma globulin (9914), 5) Venous catheterization for renal dialysis (3895), 6) Insertion of totally implantable vascular access device [VAD] (8607).

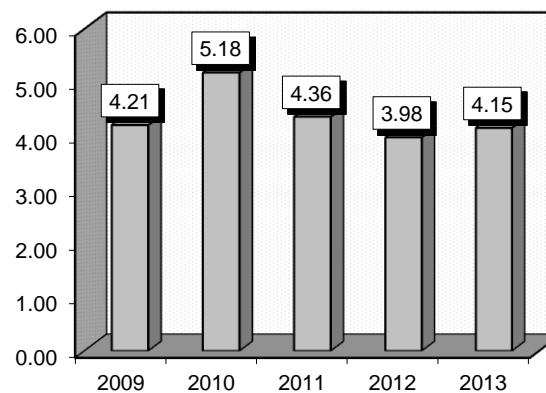
Definitions: **Sclerosis:** An inflammatory disease of the myelin sheaths encasing the nerves. **Ataxia:** A lack of coordination of muscle movements. **Neuromyelitis:** A disease that affects the nerves through a deterioration of the myelin sheath. It can affect the optic nerves causing pain and loss of vision. It can also affect the spinal cord and result in a weakness or numbness in the arms and legs. **Myelin:** A fatty substance that surrounds and protects the nerves from short circuiting. **Demyelinating disease:** Any disease of the nervous system that damages or destroys the myelin sheath. **Spinal Tap:** A medical procedure in which a needle is inserted into the lumbar (lower) region of the spinal cord and cerebrospinal fluid is extracted. The fluid is subsequently examined for the presence of disease. **Gamma Globulin:** Also known as immunoglobulin is blood plasma containing various proteins including antibodies that help fight infections and disease. **Renal Dialysis:** The filtration of blood through an artificial kidney to remove waste products.

Gender	2009			2010			2011			2012			2013		
	Cases	Avg LOS	Avg Bill	Cases	Avg LOS	Avg Bill	Cases	Avg LOS	Avg Bill	Cases	Avg LOS	Avg Bill	Cases	Avg LOS	Avg Bill
Male	75	4.28	\$29,833	88	4.15	\$37,013	95	4.48	\$58,305	88	3.95	\$50,110	105	4.51	\$53,053
Female	244	4.18	\$35,233	237	5.57	\$45,738	243	4.31	\$43,647	291	3.98	\$46,445	280	4.02	\$48,025
Age Group	Cases	Avg LOS	Avg Bill	Cases	Avg LOS	Avg Bill	Cases	Avg LOS	Avg Bill	Cases	Avg LOS	Avg Bill	Cases	Avg LOS	Avg Bill
0-17	4	3.25	\$19,447	1	1.00	\$21,033	1	2.00	\$22,864	4	4.00	\$26,687	2	3.50	\$27,992
18-35	80	3.76	\$29,798	77	6.39	\$47,320	76	3.39	\$40,306	113	3.40	\$38,580	95	4.19	\$47,408
36-49	123	3.77	\$33,692	131	5.04	\$43,735	127	4.50	\$53,818	128	4.12	\$54,665	142	4.13	\$52,596
50-64	85	4.74	\$35,926	91	4.66	\$40,870	99	5.24	\$49,669	87	4.08	\$44,796	112	4.27	\$50,595
65+	27	5.96	\$43,512	25	4.32	\$39,358	35	3.54	\$37,344	47	4.79	\$54,563	34	3.82	\$38,894
Total	319	4.21	\$33,963	325	5.18	\$43,376	338	4.36	\$47,767	379	3.98	\$47,296	385	4.15	\$49,396

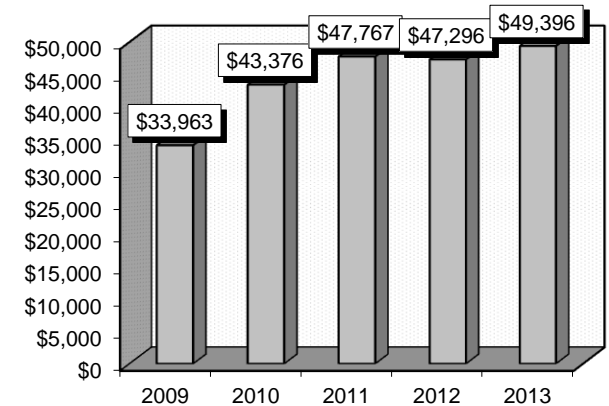
Patient Discharges



Average Length of Stay



Average Billed Charges



County / Hospital	2009			2010			2011			2012			2013		
	Cases	Avg LOS	Avg Bill	Cases	Avg LOS	Avg Bill	Cases	Avg LOS	Avg Bill	Cases	Avg LOS	Avg Bill	Cases	Avg LOS	Avg Bill
Clark															
Centennial Hills	14	5.71	\$57,769	16	4.63	\$39,745	27	3.85	\$62,059	35	3.80	\$54,390	38	3.61	\$59,398
Desert Springs	15	4.13	\$29,208	8	4.00	\$28,735	6	3.50	\$41,838	15	4.80	\$58,947	18	5.61	\$52,634
Mountain View	23	3.65	\$31,521	21	3.71	\$38,076	25	5.56	\$50,562	19	3.37	\$37,400	30	3.93	\$47,014
North Vista	5	2.60	\$21,530	3	1.67	\$19,076	5	5.60	\$37,735	4	4.00	\$50,570	7	5.00	\$31,271
Southern Hills	7	3.86	\$33,386	5	3.20	\$23,425	4	3.00	\$31,116	9	5.11	\$72,820	9	2.00	\$27,369
Spring Valley	26	3.31	\$28,065	13	4.23	\$38,659	29	3.72	\$49,677	31	3.03	\$55,607	41	4.90	\$63,183
St. Rose-Rose de Lima	16	3.25	\$27,357	12	17.00	\$113,515	5	3.40	\$33,997	5	4.60	\$71,470	8	2.63	\$31,403
St. Rose-San Martin	16	3.88	\$28,689	21	4.67	\$46,999	12	3.67	\$36,508	7	4.86	\$75,829	10	3.60	\$31,806
St. Rose-Siena	27	5.19	\$44,143	38	4.79	\$43,107	23	4.17	\$31,540	23	3.43	\$27,234	18	4.72	\$56,876
Summerlin	21	3.52	\$30,261	19	3.00	\$49,265	22	3.05	\$45,306	35	4.37	\$68,392	29	4.97	\$68,548
Sunrise	23	4.70	\$41,485	33	5.76	\$53,768	45	3.73	\$65,335	47	3.26	\$35,689	36	5.25	\$59,933
UMC	24	6.13	\$36,312	22	3.45	\$25,049	20	5.35	\$31,147	33	3.52	\$27,543	24	3.96	\$27,433
Valley	48	3.38	\$34,660	67	4.69	\$43,020	63	4.76	\$58,573	54	3.69	\$55,194	46	3.00	\$55,656
Total	265	4.14	\$34,930	278	4.97	\$44,868	286	4.23	\$50,796	317	3.73	\$49,069	314	4.20	\$52,955
Washoe															
Carson Tahoe	2	5.50	\$28,155	8	3.63	\$20,045	5	5.00	\$24,664	2	2.50	\$18,655	7	3.43	\$21,748
Northern Nevada	3	2.67	\$20,841	3	3.67	\$36,873	7	9.43	\$63,893	7	7.29	\$65,969	2	3.50	\$28,601
Renown Regional	24	6.21	\$41,389	22	9.64	\$49,718	23	5.39	\$30,630	35	6.09	\$41,487	41	4.32	\$31,978
Renown S. Meadows	6	3.00	\$21,406	1	3.00	\$25,847	1	1.00	\$6,643	2	1.50	\$36,862	5	2.60	\$15,455
Saint Mary's	9	3.78	\$25,780	6	3.50	\$21,623	9	3.00	\$28,095	10	3.30	\$25,791	10	4.20	\$67,651
Sierra Surgery	0	0.00	\$0	0	0.00	\$0	0	0.00	\$0	0	0.00	\$0	0	0.00	\$0
Total	44	5.00	\$33,469	40	6.90	\$38,009	45	5.40	\$34,102	56	5.45	\$40,764	65	4.05	\$34,990
Rural															
Battle Mountain	0	0.00	\$0	0	0.00	\$0	0	0.00	\$0	0	0.00	\$0	0	0.00	\$0
Boulder City	0	0.00	\$0	0	0.00	\$0	0	0.00	\$0	0	0.00	\$0	0	0.00	\$0
Carson Valley	0	0.00	\$0	0	0.00	\$0	1	5.00	\$23,685	0	0.00	\$0	0	0.00	\$0
Churchill	3	3.33	\$17,911	2	5.00	\$21,473	0	0.00	\$0	0	0.00	\$0	1	3.00	\$13,368
Desert View	1	1.00	\$2,843	5	3.60	\$12,091	4	2.25	\$7,817	1	1.00	\$5,038	1	4.00	\$23,929
Grover C. Dils	0	0.00	\$0	0	0.00	\$0	0	0.00	\$0	0	0.00	\$0	0	0.00	\$0
Humboldt	0	0.00	\$0	0	0.00	\$0	0	0.00	\$0	1	2.00	\$38,367	1	1.00	\$14,290
Incline Village	0	0.00	\$0	0	0.00	\$0	0	0.00	\$0	0	0.00	\$0	0	0.00	\$0
Mesa View	2	1.00	\$5,380	0	0.00	\$0	0	0.00	\$0	0	0.00	\$0	0	0.00	\$0
Mount Grant	0	0.00	\$0	0	0.00	\$0	0	0.00	\$0	0	0.00	\$0	0	0.00	\$0
Northeastern	3	2.00	\$10,157	0	0.00	\$0	1	3.00	\$15,915	2	2.00	\$13,819	2	3.50	\$27,214
Nye	0	0.00	\$0	0	0.00	\$0	1	3.00	\$12,082	0	0.00	\$0	0	0.00	\$0
Pershing	0	0.00	\$0	0	0.00	\$0	0	0.00	\$0	0	0.00	\$0	0	0.00	\$0
South Lyon	0	0.00	\$0	0	0.00	\$0	0	0.00	\$0	0	0.00	\$0	0	0.00	\$0
William Bee Ririe	1	6.00	\$7,495	0	0.00	\$0	0	0.00	\$0	2	6.50	\$8,113	1	3.00	\$9,298
Total	10	2.50	\$10,530	7	4.00	\$14,771	7	2.86	\$11,850	6	3.33	\$14,545	6	3.00	\$19,219
All Counties	319	4.21	\$33,963	325	5.18	\$43,376	338	4.36	\$47,767	379	3.98	\$47,296	385	4.15	\$49,396

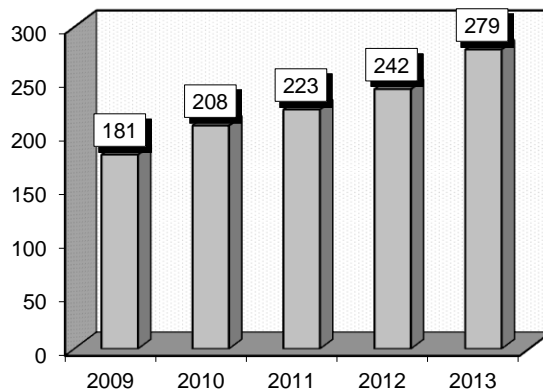
Acute Ischemic Stroke With Use Of Thrombolytic Agent (061-063)

Diagnoses & Procedures: that frequently accompanied Acute Ischemic Stroke With Use Of Thrombolytic Agent were: 1) Cerebral artery occlusion, unspecified with cerebral infarction (43491), 2) Cerebral embolism with cerebral infarction (43411), 3) Occlusion and stenosis of carotid artery with cerebral infarction (43311), 4) Cerebral thrombosis with cerebral infarction (43401), 5) Injection or infusion of thrombolytic agent (9910).

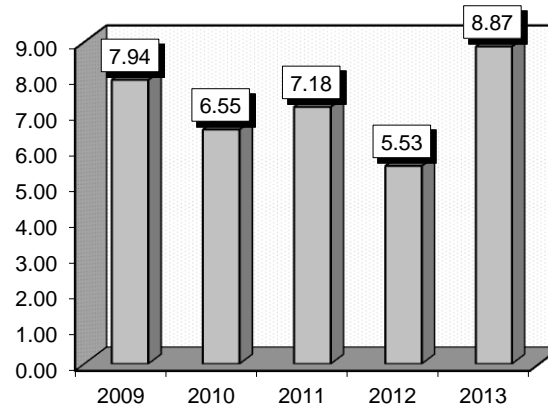
Definitions: **Ischemic Stroke:** The interruption of blood flow to a part of the brain caused by a blood clot. **Ischemia:** Localized anemia to a body part caused by restricted blood flow. **Anemia:** A deficiency of red blood cells. **Thrombosis:** The formation or presence of a thrombus, blood clot. **Embolism:** The occlusion or blockage of a blood vessel. **Infarction:** A section or area of muscular tissue that is dead or dying due to insufficient blood flow. **Stenosis:** An abnormal narrowing of an artery. **Thrombolytic Agent:** A pharmaceutical agent that is used to break up or dissolve blood clots that are diminishing or blocking blood flow to the heart.

Gender	2009			2010			2011			2012			2013		
	Cases	Avg LOS	Avg Bill	Cases	Avg LOS	Avg Bill	Cases	Avg LOS	Avg Bill	Cases	Avg LOS	Avg Bill	Cases	Avg LOS	Avg Bill
Male	85	6.72	\$82,685	103	6.19	\$88,807	122	7.31	\$97,790	128	5.58	\$95,719	156	6.35	\$109,087
Female	96	9.02	\$93,923	105	6.90	\$90,002	101	7.03	\$107,025	114	5.48	\$105,631	123	12.07	\$142,700
Age Group	Cases	Avg LOS	Avg Bill	Cases	Avg LOS	Avg Bill	Cases	Avg LOS	Avg Bill	Cases	Avg LOS	Avg Bill	Cases	Avg LOS	Avg Bill
0-17	0	0.00	\$0	0	0.00	\$0	1	14.00	\$123,712	0	0.00	\$0	0	0.00	\$0
18-35	4	13.25	\$128,913	6	3.67	\$74,712	2	6.50	\$115,037	5	2.20	\$64,893	5	6.40	\$112,194
36-49	20	4.60	\$77,916	24	8.21	\$88,893	24	5.75	\$107,502	23	5.74	\$79,080	27	6.63	\$105,291
50-64	63	12.10	\$105,549	45	7.51	\$98,857	63	10.43	\$109,594	77	5.58	\$99,270	77	10.18	\$130,360
65+	94	5.64	\$77,886	133	6.06	\$86,971	133	5.86	\$97,005	137	5.59	\$105,889	170	8.71	\$124,284
Total	181	7.94	\$88,646	208	6.55	\$89,411	223	7.18	\$101,973	242	5.53	\$100,388	279	8.87	\$123,906

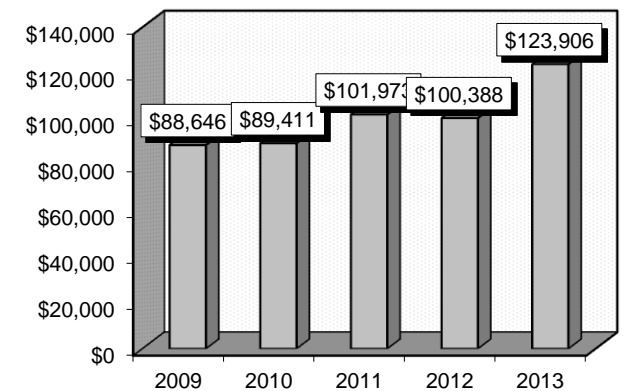
Patient Discharges



Average Length of Stay



Average Billed Charges



County / Hospital	2009			2010			2011			2012			2013		
	Cases	Avg LOS	Avg Bill	Cases	Avg LOS	Avg Bill	Cases	Avg LOS	Avg Bill	Cases	Avg LOS	Avg Bill	Cases	Avg LOS	Avg Bill
Clark															
Centennial Hills	2	5.00	\$68,931	0	0.00	\$0	0	0.00	\$0	3	3.00	\$82,510	9	7.00	\$171,868
Desert Springs	9	5.89	\$58,765	19	6.84	\$78,606	10	3.80	\$74,924	21	6.67	\$118,114	27	6.67	\$116,083
Mountain View	9	4.44	\$78,370	14	5.07	\$80,974	20	4.30	\$83,795	14	4.57	\$105,133	24	8.21	\$121,421
North Vista	0	0.00	\$0	0	0.00	\$0	0	0.00	\$0	0	0.00	\$0	1	3.00	\$108,150
Southern Hills	4	3.75	\$46,841	3	3.00	\$64,146	3	4.33	\$59,665	9	5.00	\$76,006	7	2.29	\$64,263
Spring Valley	20	7.75	\$119,132	18	5.11	\$97,437	18	10.11	\$145,411	23	5.04	\$110,644	19	7.74	\$161,085
St. Rose-Rose de Lima	0	0.00	\$0	0	0.00	\$0	0	0.00	\$0	2	4.00	\$70,556	5	5.00	\$81,779
St. Rose-San Martin	0	0.00	\$0	0	0.00	\$0	0	0.00	\$0	2	7.00	\$142,060	0	0.00	\$0
St. Rose-Siena	0	0.00	\$0	7	5.43	\$90,627	18	6.06	\$94,676	19	3.84	\$83,793	16	4.25	\$81,830
Summerlin	3	3.33	\$72,059	3	2.33	\$86,811	8	4.88	\$131,199	2	3.00	\$100,916	7	5.43	\$185,028
Sunrise	51	4.78	\$80,318	59	6.05	\$88,427	67	6.00	\$113,202	53	4.68	\$110,000	33	6.70	\$120,583
UMC	9	6.89	\$67,194	5	5.60	\$60,520	11	13.55	\$70,001	16	4.81	\$59,841	15	6.13	\$74,041
Valley	52	12.42	\$108,983	46	8.89	\$115,720	30	12.97	\$128,970	46	5.98	\$113,511	55	19.07	\$198,736
Total	159	7.77	\$91,361	174	6.56	\$93,742	185	7.61	\$109,183	210	5.12	\$103,127	218	9.63	\$138,750
Washoe															
Carson Tahoe	0	0.00	\$0	0	0.00	\$0	0	0.00	\$0	0	0.00	\$0	0	0.00	\$0
Northern Nevada	3	3.33	\$44,586	5	5.20	\$66,932	4	2.00	\$45,825	2	16.50	\$129,924	2	8.00	\$77,801
Renown Regional	15	12.00	\$80,280	20	6.70	\$67,595	25	5.12	\$67,082	18	7.94	\$74,529	44	6.77	\$66,960
Renown S. Meadows	0	0.00	\$0	0	0.00	\$0	0	0.00	\$0	0	0.00	\$0	2	2.00	\$25,385
Saint Mary's	3	2.67	\$50,865	9	6.89	\$66,631	9	6.56	\$75,629	12	7.33	\$86,317	12	4.83	\$96,836
Sierra Surgery	0	0.00	\$0	0	0.00	\$0	0	0.00	\$0	0	0.00	\$0	0	0.00	\$0
Total	21	9.43	\$70,979	34	6.53	\$67,242	38	5.13	\$66,869	32	8.25	\$82,412	60	6.27	\$71,911
Rural															
Battle Mountain	0	0.00	\$0	0	0.00	\$0	0	0.00	\$0	0	0.00	\$0	0	0.00	\$0
Boulder City	0	0.00	\$0	0	0.00	\$0	0	0.00	\$0	0	0.00	\$0	0	0.00	\$0
Carson Valley	0	0.00	\$0	0	0.00	\$0	0	0.00	\$0	0	0.00	\$0	1	1.00	\$7,633
Churchill	0	0.00	\$0	0	0.00	\$0	0	0.00	\$0	0	0.00	\$0	0	0.00	\$0
Desert View	0	0.00	\$0	0	0.00	\$0	0	0.00	\$0	0	0.00	\$0	0	0.00	\$0
Grover C. Dils	0	0.00	\$0	0	0.00	\$0	0	0.00	\$0	0	0.00	\$0	0	0.00	\$0
Humboldt	0	0.00	\$0	0	0.00	\$0	0	0.00	\$0	0	0.00	\$0	0	0.00	\$0
Incline Village	0	0.00	\$0	0	0.00	\$0	0	0.00	\$0	0	0.00	\$0	0	0.00	\$0
Mesa View	0	0.00	\$0	0	0.00	\$0	0	0.00	\$0	0	0.00	\$0	0	0.00	\$0
Mount Grant	0	0.00	\$0	0	0.00	\$0	0	0.00	\$0	0	0.00	\$0	0	0.00	\$0
Northeastern	1	4.00	\$27,954	0	0.00	\$0	0	0.00	\$0	0	0.00	\$0	0	0.00	\$0
Nye	0	0.00	\$0	0	0.00	\$0	0	0.00	\$0	0	0.00	\$0	0	0.00	\$0
Pershing	0	0.00	\$0	0	0.00	\$0	0	0.00	\$0	0	0.00	\$0	0	0.00	\$0
South Lyon	0	0.00	\$0	0	0.00	\$0	0	0.00	\$0	0	0.00	\$0	0	0.00	\$0
William Bee Ririe	0	0.00	\$0	0	0.00	\$0	0	0.00	\$0	0	0.00	\$0	0	0.00	\$0
Total	1	4.00	\$27,954	0	0.00	\$0	0	0.00	\$0	0	0.00	\$0	1	1.00	\$7,633
All Counties	181	7.94	\$88,646	208	6.55	\$89,411	223	7.18	\$101,973	242	5.53	\$100,388	279	8.87	\$123,906

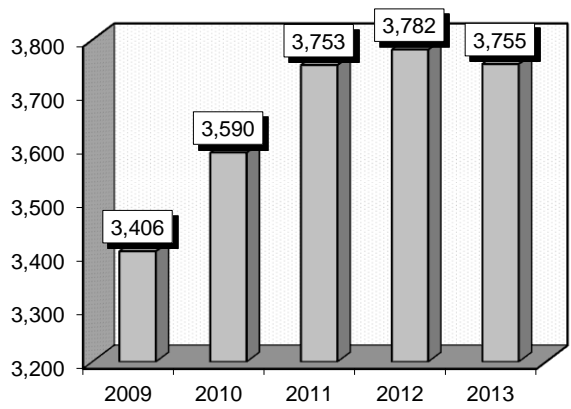
Intracranial Hemorrhage Or Cerebral Infarction (064-066)

Diagnoses & Procedures: that frequently accompanied Intracranial Hemorrhage Or Cerebral Infarction were: 1) Cerebral artery occlusion, unspecified with cerebral infarction (43491), 2) Cerebral embolism with cerebral infarction (43411), 3) Occlusion and stenosis of carotid artery with cerebral infarction (43311), 4) Subdural hemorrhage (4321), 5) Subarachnoid hemorrhage (430), 6) Diagnostic ultrasound of heart (8872), 7) Arteriography of cerebral arteries (8841), 8) Insertion of endotracheal tube (9604), 9) Magnetic resonance imaging (MRI) of brain and brain stem (8891).

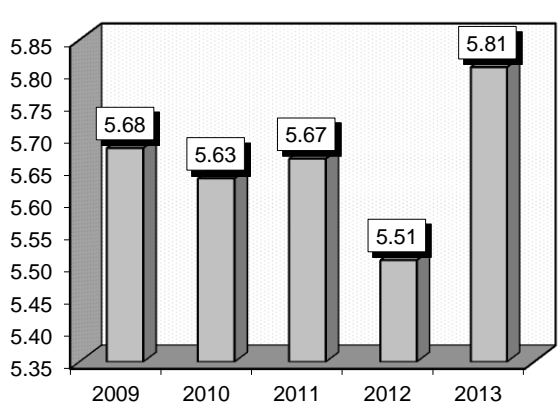
Definitions: **Occlusion:** Blockage. The interruption of blood flow. **Hemorrhage:** Profuse bleeding. **Arteriography:** An x-ray exam of an artery after the injection of a contrast medium. **Thrombosis:** The formation or presence of a thrombus, blood clot. **Embolism:** The occlusion or blockage of a blood vessel. **Infarction:** An section or area of muscular tissue that is dead or dying due to insufficient blood flow. **Stenosis:** An abnormal narrowing of an artery. **Endotracheal Tube:** A catheter that is inserted into the trachea through the mouth or nose. Its purpose is to provide oxygen or to clear away mucus. **Trachea:** Windpipe.

Gender	2009			2010			2011			2012			2013		
	Cases	Avg LOS	Avg Bill	Cases	Avg LOS	Avg Bill	Cases	Avg LOS	Avg Bill	Cases	Avg LOS	Avg Bill	Cases	Avg LOS	Avg Bill
Male	1,717	6.15	\$52,613	1,844	6.00	\$56,547	1,911	6.03	\$60,698	1,976	5.66	\$63,884	1,973	6.03	\$70,798
Female	1,689	5.20	\$46,498	1,746	5.25	\$48,733	1,842	5.29	\$56,553	1,806	5.35	\$62,860	1,782	5.56	\$65,718
Age Group	Cases	Avg LOS	Avg Bill	Cases	Avg LOS	Avg Bill	Cases	Avg LOS	Avg Bill	Cases	Avg LOS	Avg Bill	Cases	Avg LOS	Avg Bill
0-17	10	4.70	\$45,792	13	6.08	\$49,247	13	3.62	\$34,700	15	5.07	\$49,874	7	4.57	\$49,382
18-35	53	6.15	\$51,992	49	5.57	\$61,235	85	5.51	\$61,890	59	6.61	\$74,258	76	7.22	\$92,595
36-49	292	7.05	\$60,210	293	6.32	\$61,143	296	8.05	\$77,162	279	7.70	\$84,711	294	8.67	\$83,878
50-64	881	7.28	\$57,461	964	7.79	\$62,974	976	6.83	\$64,789	1,086	6.71	\$69,793	1,010	7.26	\$79,432
65+	2,170	4.84	\$44,910	2,271	4.63	\$47,159	2,383	4.91	\$53,873	2,343	4.66	\$57,703	2,368	4.79	\$61,032
Total	3,406	5.68	\$49,581	3,590	5.63	\$52,747	3,753	5.67	\$58,664	3,782	5.51	\$63,395	3,755	5.81	\$68,387

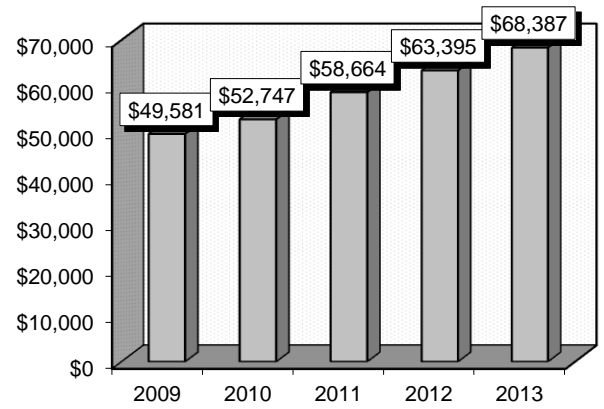
Patient Discharges



Average Length of Stay



Average Billed Charges



County / Hospital	2009			2010			2011			2012			2013		
	Cases	Avg LOS	Avg Bill	Cases	Avg LOS	Avg Bill	Cases	Avg LOS	Avg Bill	Cases	Avg LOS	Avg Bill	Cases	Avg LOS	Avg Bill
Clark															
Centennial Hills	92	4.93	\$42,761	88	3.90	\$47,115	85	4.95	\$59,658	81	3.52	\$65,995	103	4.05	\$77,799
Desert Springs	228	6.07	\$52,762	231	6.41	\$57,947	164	5.75	\$62,192	163	5.02	\$65,860	156	6.83	\$79,206
Mountain View	133	4.24	\$47,774	205	4.99	\$59,530	227	5.76	\$72,399	266	5.17	\$67,771	262	5.05	\$72,882
North Vista	52	4.60	\$42,155	44	3.30	\$37,675	35	5.83	\$51,866	36	7.72	\$58,002	24	4.96	\$47,178
Southern Hills	41	4.56	\$45,506	43	5.07	\$53,168	40	4.95	\$63,165	63	5.08	\$60,387	58	4.52	\$64,337
Spring Valley	237	6.45	\$62,093	213	4.27	\$55,691	258	4.76	\$63,175	238	5.62	\$76,920	239	6.77	\$91,964
St. Rose-Rose de Lima	73	7.56	\$54,590	80	3.83	\$42,936	58	4.14	\$47,235	82	3.93	\$49,764	92	2.78	\$44,671
St. Rose-San Martin	67	3.91	\$35,320	63	3.51	\$38,205	48	2.71	\$37,557	84	4.19	\$55,716	71	3.30	\$48,191
St. Rose-Siena	184	3.70	\$39,275	243	4.49	\$53,646	324	4.22	\$52,553	292	5.14	\$60,758	275	3.81	\$56,285
Summerlin	123	4.20	\$48,345	108	3.00	\$41,017	131	3.73	\$53,419	157	3.76	\$63,253	195	4.76	\$77,433
Sunrise	562	7.74	\$72,048	525	6.81	\$73,938	526	6.79	\$81,659	481	6.86	\$92,809	452	6.50	\$91,007
UMC	198	5.85	\$45,733	229	9.92	\$56,130	246	9.30	\$55,605	298	7.48	\$52,414	293	7.25	\$56,214
Valley	485	5.52	\$57,161	458	6.71	\$71,339	512	6.46	\$81,058	494	6.33	\$92,329	465	9.26	\$113,598
Total	2,475	5.88	\$55,711	2,530	5.92	\$60,551	2,654	5.91	\$67,463	2,735	5.79	\$73,350	2,685	6.20	\$80,017
Washoe															
Carson Tahoe	154	3.90	\$23,340	157	3.39	\$24,439	153	4.25	\$30,106	144	3.58	\$27,566	162	3.10	\$27,307
Northern Nevada	12	2.67	\$27,410	49	3.55	\$39,698	40	5.10	\$53,065	47	2.89	\$40,187	55	2.69	\$40,519
Renown Regional	428	6.18	\$41,870	509	6.02	\$41,812	566	6.13	\$43,692	556	5.39	\$41,845	590	5.63	\$43,507
Renown S. Meadows	38	3.05	\$26,677	12	2.42	\$25,109	30	2.60	\$30,601	11	2.45	\$27,410	12	3.50	\$42,005
Saint Mary's	184	5.41	\$32,897	197	5.12	\$32,150	180	4.11	\$34,674	188	4.83	\$37,453	178	4.99	\$41,408
Sierra Surgery	0	0.00	\$0	0	0.00	\$0	0	0.00	\$0	0	0.00	\$0	0	0.00	\$0
Total	816	5.38	\$35,429	924	5.20	\$36,471	969	5.30	\$39,854	946	4.84	\$38,549	997	4.92	\$40,317
Rural															
Battle Mountain	2	1.00	\$3,163	0	0.00	\$0	0	0.00	\$0	0	0.00	\$0	0	0.00	\$0
Boulder City	4	3.00	\$7,766	5	5.40	\$5,201	0	0.00	\$0	4	1.00	\$2,033	6	4.00	\$20,364
Carson Valley	13	2.15	\$13,526	17	2.59	\$20,027	16	2.69	\$18,212	13	3.23	\$27,828	3	3.33	\$21,005
Churchill	27	3.63	\$18,689	28	3.32	\$18,329	24	4.29	\$18,962	20	3.75	\$19,562	8	4.13	\$23,026
Desert View	6	2.33	\$14,233	31	2.81	\$14,979	31	3.23	\$16,238	9	8.00	\$36,336	6	2.33	\$15,598
Grover C. Dils	3	4.33	\$9,832	0	0.00	\$0	2	3.50	\$7,075	2	7.50	\$14,575	1	3.00	\$5,011
Humboldt	3	4.33	\$13,497	6	3.83	\$11,401	4	2.50	\$20,490	9	3.22	\$23,824	11	3.91	\$25,965
Incline Village	0	0.00	\$0	0	0.00	\$0	0	0.00	\$0	0	0.00	\$0	0	0.00	\$0
Mesa View	22	3.32	\$15,317	10	2.30	\$13,012	15	2.80	\$16,229	6	2.67	\$12,080	8	2.75	\$14,672
Mount Grant	4	7.25	\$15,360	1	2.00	\$11,628	1	3.00	\$7,059	1	2.00	\$6,969	2	5.00	\$15,686
Northeastern	21	3.95	\$30,599	24	3.75	\$29,057	26	2.85	\$27,273	30	4.47	\$39,443	23	3.91	\$35,159
Nye	2	2.50	\$11,356	3	1.33	\$10,468	4	2.00	\$10,799	2	4.50	\$22,642	0	0.00	\$0
Pershing	2	2.50	\$11,136	0	0.00	\$0	1	2.00	\$8,940	1	1.00	\$1,580	0	0.00	\$0
South Lyon	1	1.00	\$1,134	4	3.25	\$7,733	1	4.00	\$7,269	3	3.00	\$8,324	4	3.50	\$7,980
William Bee Ririe	5	6.80	\$23,276	7	5.14	\$21,946	5	7.20	\$27,075	1	3.00	\$13,674	1	2.00	\$9,255
Total	115	3.57	\$18,058	136	3.25	\$18,144	130	3.32	\$19,233	101	4.07	\$26,535	73	3.63	\$24,003
All Counties	3,406	5.68	\$49,581	3,590	5.63	\$52,747	3,753	5.67	\$58,664	3,782	5.51	\$63,395	3,755	5.81	\$68,387

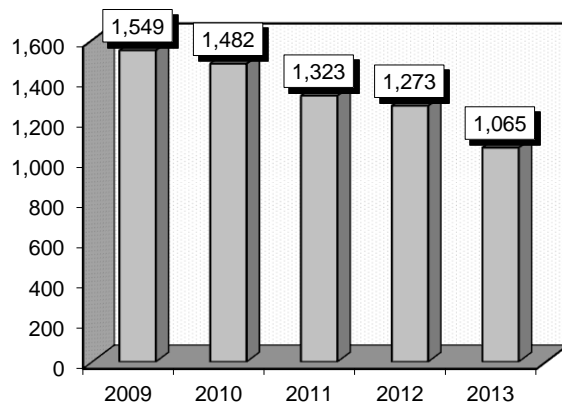
Transient Ischemia (069)

Diagnoses & Procedures: that frequently accompanied Transient Ischemia were: 1) Unspecified transient cerebral ischemia (4359), 2) Other specified transient cerebral ischemias (4358), 3) Diagnostic ultrasound of heart (8872), 4) Arteriography of cerebral arteries (8841), 5) Magnetic resonance imaging of brain and brain stem (8891).

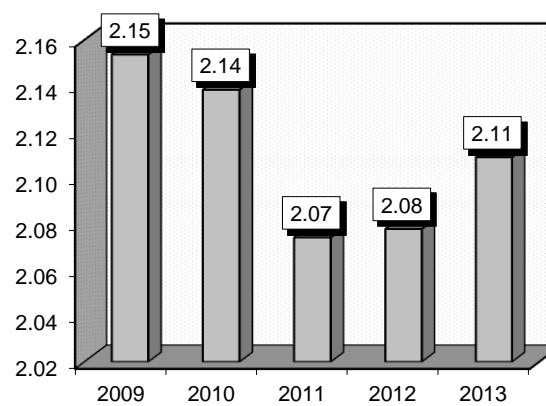
Definitions: Ischemic Stroke: The interruption of blood flow to a part of the brain caused by a blood clot. **Ischemia:** Localized anemia to a body part caused by restricted blood flow. **Transient Ischemic Attack (TIA):** Temporary stroke like symptoms caused by a brief lack of blood flow to a part of the brain - also called mini-strokes. **Arteriography:** An x-ray exam of an artery after the injection of a contrast medium.

	2009			2010			2011			2012			2013		
Gender	Cases	Avg LOS	Avg Bill	Cases	Avg LOS	Avg Bill	Cases	Avg LOS	Avg Bill	Cases	Avg LOS	Avg Bill	Cases	Avg LOS	Avg Bill
Male	690	2.01	\$25,508	655	2.20	\$28,341	566	1.90	\$29,147	564	2.15	\$32,323	463	2.25	\$35,758
Female	859	2.27	\$25,773	827	2.09	\$28,166	757	2.20	\$31,617	709	2.02	\$33,184	602	2.00	\$33,947
Age Group	Cases	Avg LOS	Avg Bill	Cases	Avg LOS	Avg Bill	Cases	Avg LOS	Avg Bill	Cases	Avg LOS	Avg Bill	Cases	Avg LOS	Avg Bill
0-17	1	1.00	\$4,821	0	0.00	\$0	0	0.00	\$0	0	0.00	\$0	0	0.00	\$0
18-35	44	3.91	\$25,688	30	2.00	\$28,135	18	1.39	\$34,042	27	1.93	\$34,503	19	1.42	\$33,220
36-49	188	1.71	\$24,350	174	1.90	\$29,350	127	2.16	\$35,182	130	1.97	\$37,416	108	1.87	\$38,842
50-64	463	2.02	\$26,396	413	2.11	\$29,016	358	1.90	\$30,411	319	2.07	\$32,663	290	2.22	\$36,332
65+	853	2.23	\$25,563	865	2.21	\$27,656	820	2.15	\$29,834	797	2.10	\$32,049	648	2.12	\$33,379
Total	1,549	2.15	\$25,655	1,482	2.14	\$28,243	1,323	2.07	\$30,560	1,273	2.08	\$32,803	1,065	2.11	\$34,734

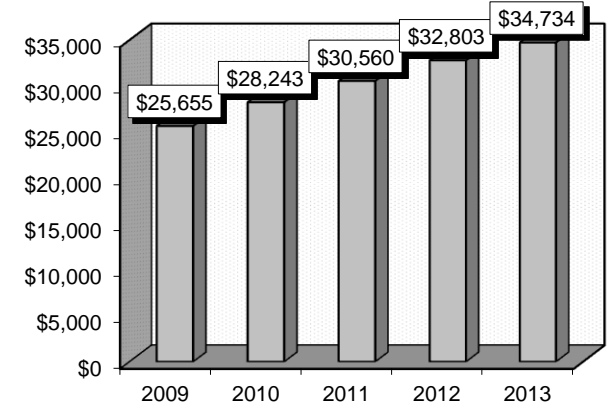
Patient Discharges



Average Length of Stay



Average Billed Charges



County / Hospital	2009			2010			2011			2012			2013		
	Cases	Avg LOS	Avg Bill	Cases	Avg LOS	Avg Bill	Cases	Avg LOS	Avg Bill	Cases	Avg LOS	Avg Bill	Cases	Avg LOS	Avg Bill
Clark															
Centennial Hills	106	2.05	\$27,106	73	1.86	\$28,670	74	2.22	\$35,514	60	2.20	\$36,919	75	1.85	\$43,643
Desert Springs	96	2.27	\$25,210	105	2.28	\$27,787	78	2.12	\$28,607	119	2.21	\$37,501	88	2.41	\$38,866
Mountain View	60	2.32	\$30,711	115	2.26	\$32,367	117	2.06	\$35,934	148	2.10	\$38,066	102	2.27	\$39,132
North Vista	26	2.58	\$26,260	15	2.27	\$26,566	22	2.55	\$33,012	17	2.76	\$30,512	10	2.60	\$35,619
Southern Hills	15	1.67	\$22,751	25	1.84	\$27,771	22	2.50	\$33,855	19	2.32	\$37,701	29	1.72	\$35,448
Spring Valley	218	1.79	\$25,847	178	1.69	\$27,191	155	1.63	\$30,644	118	1.61	\$31,484	120	2.53	\$38,273
St. Rose-Rose de Lima	47	2.11	\$27,321	33	2.00	\$26,325	17	2.06	\$34,705	9	2.89	\$35,424	13	1.77	\$34,749
St. Rose-San Martin	51	2.31	\$26,881	45	2.04	\$28,680	18	2.28	\$29,550	18	2.44	\$32,293	14	1.50	\$31,545
St. Rose-Siena	78	2.08	\$26,401	67	2.55	\$30,269	69	2.28	\$33,891	41	2.07	\$33,416	40	1.60	\$38,681
Summerlin	76	1.72	\$25,595	80	1.78	\$27,577	120	2.19	\$32,558	100	2.05	\$37,190	91	2.27	\$40,936
Sunrise	135	2.36	\$33,245	92	2.47	\$40,215	92	2.30	\$41,391	112	2.21	\$46,083	63	2.10	\$43,966
UMC	66	1.82	\$21,481	73	3.34	\$31,726	39	2.10	\$26,201	43	1.79	\$25,587	50	2.38	\$27,928
Valley	270	2.61	\$27,199	229	2.25	\$33,169	160	2.26	\$36,109	114	1.96	\$37,953	112	2.19	\$41,395
Total	1,244	2.18	\$27,093	1,130	2.19	\$30,682	983	2.12	\$33,834	918	2.06	\$36,862	807	2.20	\$39,195
Washoe															
Carson Tahoe	44	2.11	\$16,662	52	1.88	\$16,563	55	1.82	\$17,247	47	1.98	\$20,177	53	1.83	\$19,080
Northern Nevada	5	1.60	\$22,745	15	2.13	\$26,983	14	1.86	\$33,238	9	1.00	\$25,415	10	1.90	\$35,786
Renown Regional	140	2.00	\$22,865	150	2.14	\$25,697	145	2.18	\$25,638	179	2.47	\$25,689	71	1.87	\$24,474
Renown S. Meadows	18	1.44	\$21,857	18	1.72	\$25,445	13	1.38	\$27,492	12	1.25	\$23,178	8	1.75	\$24,842
Saint Mary's	40	2.63	\$23,058	43	2.14	\$19,354	34	1.62	\$22,492	52	1.67	\$19,908	78	1.78	\$19,754
Sierra Surgery	0	0.00	\$0	0	0.00	\$0	0	0.00	\$0	0	0.00	\$0	0	0.00	\$0
Total	247	2.07	\$21,715	278	2.06	\$23,060	261	1.97	\$23,960	299	2.16	\$23,708	220	1.83	\$22,029
Rural															
Battle Mountain	1	1.00	\$1,731	0	0.00	\$0	0	0.00	\$0	0	0.00	\$0	1	2.00	\$213
Boulder City	1	1.00	\$2,348	0	0.00	\$0	1	3.00	\$11,793	0	0.00	\$0	1	1.00	\$1,629
Carson Valley	6	1.33	\$7,668	3	1.00	\$10,818	4	1.50	\$13,564	4	1.25	\$14,597	1	1.00	\$12,361
Churchill	14	1.71	\$13,146	14	1.79	\$11,849	11	1.64	\$9,763	15	1.47	\$12,394	10	2.60	\$17,116
Desert View	19	2.21	\$11,626	28	1.82	\$9,923	25	1.84	\$10,835	11	1.91	\$9,573	14	1.64	\$10,733
Grover C. Dils	0	0.00	\$0	0	0.00	\$0	0	0.00	\$0	0	0.00	\$0	0	0.00	\$0
Humboldt	0	0.00	\$0	1	1.00	\$12,559	7	1.14	\$14,665	5	3.60	\$26,242	2	1.00	\$14,690
Incline Village	0	0.00	\$0	0	0.00	\$0	0	0.00	\$0	0	0.00	\$0	0	0.00	\$0
Mesa View	5	1.20	\$8,211	14	1.50	\$8,385	14	1.36	\$9,354	4	1.50	\$7,578	2	2.00	\$17,893
Mount Grant	1	4.00	\$9,798	3	1.67	\$5,974	7	4.14	\$12,278	1	1.00	\$2,097	1	4.00	\$15,225
Northeastern	6	2.33	\$16,848	7	1.57	\$16,772	7	1.71	\$20,498	12	1.83	\$21,793	6	1.33	\$16,633
Nye	3	1.33	\$11,815	2	1.50	\$5,987	1	1.00	\$5,990	2	2.50	\$11,280	0	0.00	\$0
Pershing	0	0.00	\$0	1	1.00	\$4,074	0	0.00	\$0	0	0.00	\$0	0	0.00	\$0
South Lyon	0	0.00	\$0	0	0.00	\$0	0	0.00	\$0	0	0.00	\$0	0	0.00	\$0
William Bee Ririe	2	4.50	\$14,942	1	2.00	\$18,164	2	1.00	\$2,726	2	2.00	\$16,508	0	0.00	\$0
Total	58	1.95	\$11,591	74	1.66	\$10,482	79	1.82	\$11,630	56	1.86	\$14,827	38	1.87	\$13,574
All Counties	1,549	2.15	\$25,655	1,482	2.14	\$28,243	1,323	2.07	\$30,560	1,273	2.08	\$32,803	1,065	2.11	\$34,734

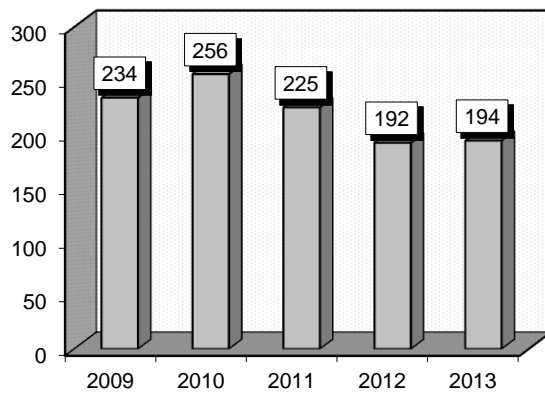
Concussion (088-090)

Diagnoses & Procedures: that frequently accompanied Concussion were: 1) Concussion with loss of consciousness of unspecified duration (8505), 2) Concussion, with loss of consciousness of 30 minutes or less (85011), 3) Concussion with no loss of consciousness (8500), 4) Closure of skin and subcutaneous tissue of other sites (8659), 5) Continuous invasive mechanical ventilation for less than 96 consecutive hours (9671).

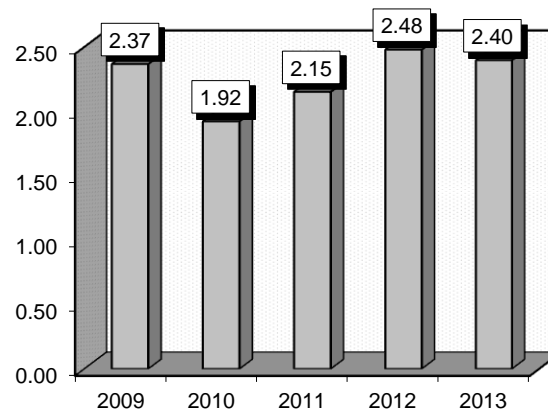
Definitions: **Concussion:** A violent blow to the head causing temporary loss of function or consciousness. **Subcutaneous Tissue:** Located just beneath the skin.

Gender	2009			2010			2011			2012			2013		
	Cases	Avg LOS	Avg Bill	Cases	Avg LOS	Avg Bill	Cases	Avg LOS	Avg Bill	Cases	Avg LOS	Avg Bill	Cases	Avg LOS	Avg Bill
Male	157	2.17	\$30,967	162	2.01	\$34,759	130	1.92	\$35,271	137	2.62	\$38,009	123	2.50	\$40,824
Female	77	2.78	\$27,641	94	1.77	\$28,922	95	2.47	\$36,122	55	2.13	\$37,130	71	2.23	\$42,318
Age Group	Cases	Avg LOS	Avg Bill	Cases	Avg LOS	Avg Bill	Cases	Avg LOS	Avg Bill	Cases	Avg LOS	Avg Bill	Cases	Avg LOS	Avg Bill
0-17	64	1.45	\$20,415	64	1.41	\$26,066	45	1.62	\$26,290	57	1.44	\$27,609	49	1.53	\$30,803
18-35	57	1.70	\$31,511	75	1.76	\$35,143	68	1.59	\$36,809	47	2.04	\$41,460	51	1.98	\$40,874
36-49	39	3.77	\$38,530	41	1.85	\$31,706	30	2.00	\$40,541	26	2.00	\$37,059	25	2.36	\$40,521
50-64	42	2.90	\$35,341	37	2.05	\$33,938	30	2.33	\$34,520	31	2.71	\$45,090	33	3.64	\$52,232
65+	32	2.97	\$28,142	39	3.03	\$38,207	52	3.33	\$39,981	31	5.23	\$44,054	36	3.06	\$47,090
Total	234	2.37	\$29,873	256	1.92	\$32,616	225	2.15	\$35,631	192	2.48	\$37,757	194	2.40	\$41,370

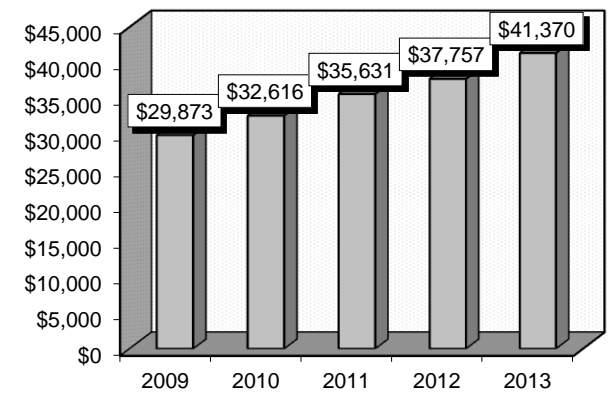
Patient Discharges



Average Length of Stay



Average Billed Charges



County / Hospital	2009			2010			2011			2012			2013		
	Cases	Avg LOS	Avg Bill	Cases	Avg LOS	Avg Bill	Cases	Avg LOS	Avg Bill	Cases	Avg LOS	Avg Bill	Cases	Avg LOS	Avg Bill
Clark															
Centennial Hills	7	1.86	\$16,004	4	4.00	\$43,768	1	1.00	\$29,219	1	5.00	\$66,801	2	1.00	\$41,779
Desert Springs	4	1.50	\$14,824	4	2.50	\$38,544	2	1.00	\$20,277	1	4.00	\$55,332	5	3.60	\$70,629
Mountain View	4	2.00	\$24,016	4	2.00	\$26,045	5	1.60	\$29,065	4	2.50	\$35,504	11	3.18	\$42,864
North Vista	0	0.00	\$0	0	0.00	\$0	1	2.00	\$11,427	0	0.00	\$0	0	0.00	\$0
Southern Hills	0	0.00	\$0	0	0.00	\$0	2	1.00	\$23,366	2	1.50	\$34,279	3	1.67	\$28,952
Spring Valley	7	3.57	\$38,378	8	1.38	\$22,678	8	1.38	\$26,841	5	3.20	\$45,438	0	0.00	\$0
St. Rose-Rose de Lima	0	0.00	\$0	2	1.00	\$17,440	1	3.00	\$82,398	0	0.00	\$0	0	0.00	\$0
St. Rose-San Martin	6	1.83	\$14,311	2	2.00	\$32,424	1	4.00	\$30,424	1	2.00	\$23,083	0	0.00	\$0
St. Rose-Siena	17	1.76	\$21,331	17	1.71	\$26,643	12	1.83	\$31,199	7	1.29	\$23,690	10	2.10	\$34,907
Summerlin	8	1.25	\$14,307	9	1.22	\$13,474	7	5.57	\$64,250	3	2.67	\$47,525	9	4.22	\$65,711
Sunrise	30	2.13	\$27,458	28	2.29	\$37,993	32	2.72	\$47,988	24	1.88	\$46,508	24	3.42	\$55,679
UMC	78	2.40	\$34,768	87	1.70	\$33,344	79	1.57	\$32,425	78	2.53	\$35,071	54	1.70	\$33,409
Valley	8	2.00	\$16,016	8	2.38	\$24,832	6	1.33	\$22,822	2	2.50	\$30,750	4	1.25	\$16,416
Total	169	2.19	\$28,182	173	1.86	\$31,515	157	1.99	\$36,045	128	2.38	\$37,536	122	2.44	\$42,144
Washoe															
Carson Tahoe	2	1.00	\$7,336	1	2.00	\$14,444	3	1.67	\$10,283	0	0.00	\$0	2	4.00	\$21,342
Northern Nevada	0	0.00	\$0	1	2.00	\$18,984	1	1.00	\$10,966	0	0.00	\$0	0	0.00	\$0
Renown Regional	54	3.00	\$38,827	68	2.12	\$39,132	47	2.72	\$42,676	57	2.84	\$41,890	63	2.14	\$42,252
Renown S. Meadows	0	0.00	\$0	0	0.00	\$0	2	2.00	\$30,884	1	1.00	\$8,347	0	0.00	\$0
Saint Mary's	0	0.00	\$0	1	1.00	\$4,197	0	0.00	\$0	1	2.00	\$13,329	5	4.00	\$32,257
Sierra Surgery	0	0.00	\$0	0	0.00	\$0	0	0.00	\$0	0	0.00	\$0	0	0.00	\$0
Total	56	2.93	\$37,702	71	2.10	\$38,008	53	2.60	\$39,799	59	2.80	\$40,837	70	2.33	\$40,941
Rural															
Battle Mountain	0	0.00	\$0	0	0.00	\$0	0	0.00	\$0	1	3.00	\$3,843	1	3.00	\$2,280
Boulder City	0	0.00	\$0	0	0.00	\$0	2	3.00	\$4,635	0	0.00	\$0	0	0.00	\$0
Carson Valley	0	0.00	\$0	1	1.00	\$6,518	0	0.00	\$0	0	0.00	\$0	0	0.00	\$0
Churchill	0	0.00	\$0	0	0.00	\$0	3	1.33	\$13,199	1	1.00	\$10,951	0	0.00	\$0
Desert View	3	2.00	\$8,813	1	1.00	\$2,816	1	1.00	\$5,423	0	0.00	\$0	0	0.00	\$0
Grover C. Dils	0	0.00	\$0	0	0.00	\$0	0	0.00	\$0	0	0.00	\$0	0	0.00	\$0
Humboldt	0	0.00	\$0	0	0.00	\$0	1	1.00	\$4,313	1	1.00	\$7,702	0	0.00	\$0
Incline Village	0	0.00	\$0	0	0.00	\$0	0	0.00	\$0	0	0.00	\$0	0	0.00	\$0
Mesa View	2	2.00	\$14,564	2	1.00	\$12,658	1	1.00	\$2,099	0	0.00	\$0	0	0.00	\$0
Mount Grant	0	0.00	\$0	0	0.00	\$0	0	0.00	\$0	0	0.00	\$0	0	0.00	\$0
Northeastern	3	2.67	\$19,081	5	2.80	\$28,100	4	3.75	\$38,975	0	0.00	\$0	1	1.00	\$16,117
Nye	0	0.00	\$0	3	1.00	\$7,914	2	2.00	\$13,573	0	0.00	\$0	0	0.00	\$0
Pershing	0	0.00	\$0	0	0.00	\$0	0	0.00	\$0	1	1.00	\$1,898	0	0.00	\$0
South Lyon	0	0.00	\$0	0	0.00	\$0	1	1.00	\$4,774	0	0.00	\$0	0	0.00	\$0
William Bee Ririe	1	2.00	\$3,333	0	0.00	\$0	0	0.00	\$0	1	1.00	\$10,944	0	0.00	\$0
Total	9	2.22	\$12,905	12	1.75	\$16,574	15	2.20	\$16,568	5	1.40	\$7,068	2	2.00	\$9,199
All Counties	234	2.37	\$29,873	256	1.92	\$32,616	225	2.15	\$35,631	192	2.48	\$37,757	194	2.40	\$41,370

Major Chest Procedures (163-165)

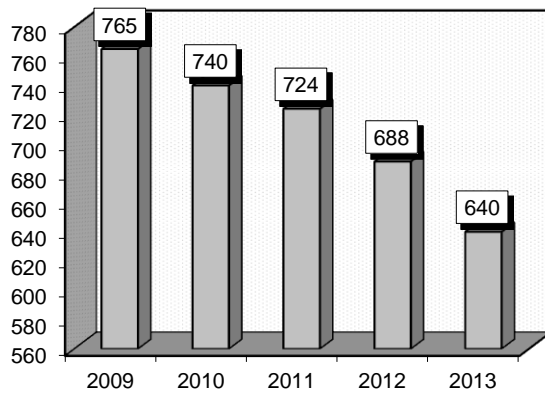
Procedures: that frequently accompanied Major Chest Procedures were: 1) Lobectomies of the lung (324), 2) Decortication of the lung (3451), 3) Fiber-optic bronchoscopy (3322), 4) Other local excision or destruction of a lesion or tissue of the lung, and insertion of intercostal catheter (chest tube) for drainage (3404), 5) Open lung biopsy (3328).

Definitions: **Bronchoscopy:** Evaluation of all the major airways through a scope (a thin tube with a light on the end). **Thoroscopy:** Surgery on the chest cavity through small incisions, aided by camera-mounted scopes. This is usually done for lung biopsies, treatment of fluid in the chest, or to treat a pneumothorax. **Wedge Resection:** The surgical removal of a small wedge shaped portion of the lung. **Lobectomy:** Surgical removal of a lobe or section of the lung. **Decortication:** Removal of portion of the surface of the lung. **Intercostal:** The space between two ribs.

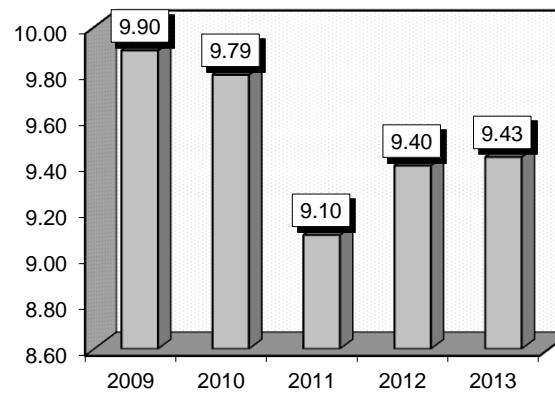
Comment: This procedure includes surgery on structures within the chest cavity, excluding the heart. The most common procedures are those involving the lungs and the esophagus.

Gender	2009			2010			2011			2012			2013		
	Cases	Avg LOS	Avg Bill	Cases	Avg LOS	Avg Bill	Cases	Avg LOS	Avg Bill	Cases	Avg LOS	Avg Bill	Cases	Avg LOS	Avg Bill
Male	404	11.00	\$115,178	400	10.54	\$124,085	384	9.13	\$118,722	374	10.22	\$136,755	330	9.58	\$136,276
Female	361	8.66	\$91,824	340	8.92	\$103,738	340	9.06	\$114,844	314	8.42	\$116,442	310	9.27	\$138,923
Age Group	Cases	Avg LOS	Avg Bill	Cases	Avg LOS	Avg Bill	Cases	Avg LOS	Avg Bill	Cases	Avg LOS	Avg Bill	Cases	Avg LOS	Avg Bill
0-17	71	8.99	\$90,070	56	7.82	\$86,246	64	8.27	\$93,995	33	8.15	\$113,510	51	13.61	\$212,135
18-35	49	10.16	\$92,090	45	9.89	\$95,713	63	8.79	\$103,315	59	9.46	\$114,000	40	10.18	\$140,124
36-49	89	10.54	\$103,811	73	12.81	\$131,083	67	10.18	\$123,192	66	9.53	\$114,424	54	8.96	\$119,755
50-64	220	10.75	\$115,473	216	9.99	\$117,824	186	10.20	\$126,003	189	10.10	\$138,063	184	9.80	\$135,203
65+	336	9.32	\$101,578	350	9.35	\$116,425	344	8.50	\$117,503	341	9.09	\$127,834	311	8.52	\$129,482
Total	765	9.90	\$104,158	740	9.79	\$114,736	724	9.10	\$116,901	688	9.40	\$127,484	640	9.43	\$137,558

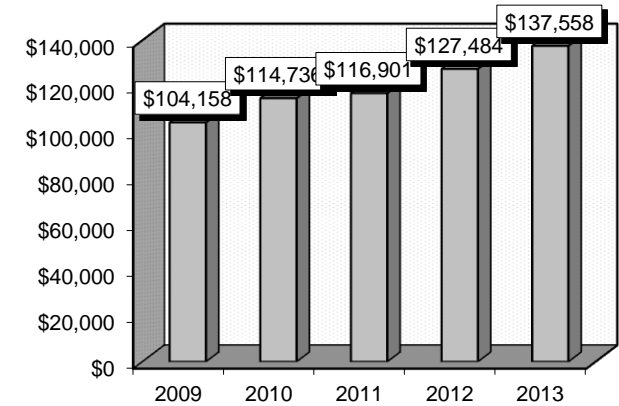
Patient Discharges



Average Length of Stay



Average Billed Charges



County / Hospital	2009			2010			2011			2012			2013		
	Cases	Avg LOS	Avg Bill	Cases	Avg LOS	Avg Bill	Cases	Avg LOS	Avg Bill	Cases	Avg LOS	Avg Bill	Cases	Avg LOS	Avg Bill
Clark															
Centennial Hills	8	12.50	\$105,291	14	15.79	\$250,687	5	10.20	\$186,129	13	12.00	\$223,180	12	14.75	\$236,531
Desert Springs	30	17.03	\$189,068	29	14.10	\$168,264	34	12.50	\$178,126	38	11.76	\$186,130	38	11.34	\$169,703
Mountain View	72	7.54	\$104,445	48	7.04	\$101,582	51	8.90	\$129,517	48	8.00	\$133,807	66	8.61	\$175,478
North Vista	8	13.25	\$162,361	7	12.29	\$154,798	3	14.67	\$240,375	1	17.00	\$147,477	9	15.44	\$192,452
Southern Hills	11	9.27	\$87,756	10	7.40	\$96,384	12	10.17	\$157,772	9	13.56	\$188,594	10	10.30	\$174,853
Spring Valley	23	17.48	\$159,590	17	13.65	\$175,598	13	11.85	\$142,435	10	17.20	\$275,392	9	16.56	\$324,044
St. Rose-Rose de Lima	4	11.25	\$115,061	5	17.20	\$195,098	0	0.00	\$0	0	0.00	\$0	0	0.00	\$0
St. Rose-San Martin	114	7.04	\$80,838	124	8.31	\$105,322	125	7.26	\$109,970	126	8.13	\$117,520	60	8.20	\$109,424
St. Rose-Siena	60	9.97	\$110,576	46	10.35	\$125,400	48	10.13	\$121,407	38	12.18	\$139,490	35	10.63	\$147,627
Summerlin	60	8.03	\$94,287	56	9.79	\$117,966	54	9.63	\$131,301	60	9.88	\$170,459	61	11.02	\$185,081
Sunrise	82	11.13	\$134,431	72	11.29	\$162,841	78	10.38	\$144,371	52	10.98	\$179,570	70	10.01	\$186,764
UMC	46	17.61	\$151,367	52	13.73	\$133,476	35	16.06	\$159,335	38	13.55	\$165,060	33	17.30	\$202,852
Valley	31	12.61	\$158,216	35	10.29	\$145,253	37	13.41	\$218,883	22	11.32	\$202,406	25	8.92	\$153,322
Total	549	10.57	\$118,083	515	10.46	\$132,926	495	10.17	\$140,725	455	10.36	\$156,911	428	10.74	\$172,637
Washoe															
Carson Tahoe	43	8.05	\$85,654	37	7.70	\$84,339	43	5.26	\$72,209	33	6.70	\$89,717	33	5.85	\$80,262
Northern Nevada	4	14.00	\$120,215	5	15.80	\$129,633	4	13.75	\$171,295	0	0.00	\$0	0	0.00	\$0
Renown Regional	74	10.77	\$74,775	83	10.80	\$79,498	99	8.71	\$67,028	113	9.34	\$74,331	120	7.92	\$69,139
Renown S. Meadows	36	2.83	\$29,026	34	4.47	\$44,383	20	4.90	\$44,110	29	2.62	\$31,014	16	2.63	\$30,813
Saint Mary's	57	7.12	\$67,199	58	6.88	\$69,483	60	4.83	\$57,702	58	6.88	\$69,922	43	5.93	\$63,026
Sierra Surgery	0	0.00	\$0	1	1.00	\$20,603	0	0.00	\$0	0	0.00	\$0	0	0.00	\$0
Total	214	7.98	\$68,096	218	8.31	\$73,059	226	6.77	\$65,355	233	7.52	\$70,021	212	6.79	\$66,738
Rural															
Battle Mountain	0	0.00	\$0	0	0.00	\$0	0	0.00	\$0	0	0.00	\$0	0	0.00	\$0
Boulder City	0	0.00	\$0	0	0.00	\$0	0	0.00	\$0	0	0.00	\$0	0	0.00	\$0
Carson Valley	0	0.00	\$0	7	6.57	\$74,466	3	7.33	\$69,045	0	0.00	\$0	0	0.00	\$0
Churchill	2	30.00	\$140,157	0	0.00	\$0	0	0.00	\$0	0	0.00	\$0	0	0.00	\$0
Desert View	0	0.00	\$0	0	0.00	\$0	0	0.00	\$0	0	0.00	\$0	0	0.00	\$0
Grover C. Dils	0	0.00	\$0	0	0.00	\$0	0	0.00	\$0	0	0.00	\$0	0	0.00	\$0
Humboldt	0	0.00	\$0	0	0.00	\$0	0	0.00	\$0	0	0.00	\$0	0	0.00	\$0
Incline Village	0	0.00	\$0	0	0.00	\$0	0	0.00	\$0	0	0.00	\$0	0	0.00	\$0
Mesa View	0	0.00	\$0	0	0.00	\$0	0	0.00	\$0	0	0.00	\$0	0	0.00	\$0
Mount Grant	0	0.00	\$0	0	0.00	\$0	0	0.00	\$0	0	0.00	\$0	0	0.00	\$0
Northeastern	0	0.00	\$0	0	0.00	\$0	0	0.00	\$0	0	0.00	\$0	0	0.00	\$0
Nye	0	0.00	\$0	0	0.00	\$0	0	0.00	\$0	0	0.00	\$0	0	0.00	\$0
Pershing	0	0.00	\$0	0	0.00	\$0	0	0.00	\$0	0	0.00	\$0	0	0.00	\$0
South Lyon	0	0.00	\$0	0	0.00	\$0	0	0.00	\$0	0	0.00	\$0	0	0.00	\$0
William Bee Ririe	0	0.00	\$0	0	0.00	\$0	0	0.00	\$0	0	0.00	\$0	0	0.00	\$0
Total	2	30.00	\$140,157	7	6.57	\$74,466	3	7.33	\$69,045	0	0.00	\$0	0	0.00	\$0
All Counties	765	9.90	\$104,158	740	9.79	\$114,736	724	9.10	\$116,901	688	9.40	\$127,484	640	9.43	\$137,558

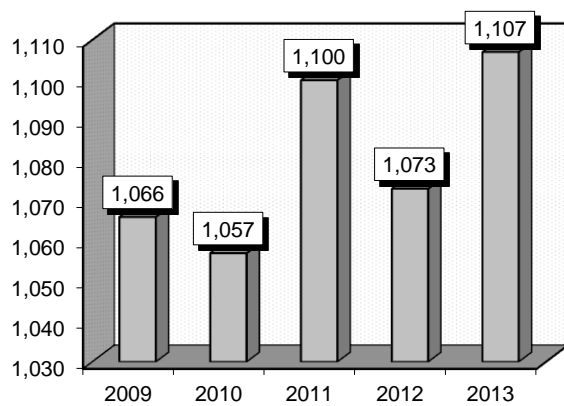
Respiratory Infections & Inflammations (177-179)

Diagnoses: that frequently accompanied Respiratory Infections & Inflammations were: 1) Pneumonia due to inhalation of food or vomitus (5070), 2) Chronic airway obstruction (496), 3) Hypoxemia (79902), 4) Dysphagia (7872), 5) Pneumonia due to staphylococcus (4824), 6) Gastroesophageal reflux (53081), 7) Cystic fibrosis with pulmonary manifestations (27702).

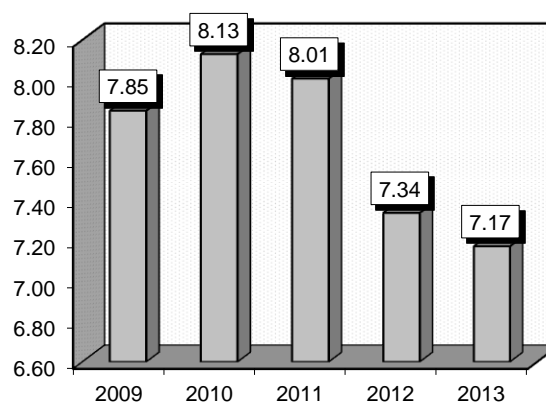
Definitions: **Pneumonia:** An acute inflammation of the lungs. **Pseudomonas:** A genus of gram-negative bacteria that includes several free-living species in soil and water and some opportunistic pathogens. **Hypoxemia:** Low oxygen levels in the blood. **Dysphagia:** Difficulty swallowing. **Staphylococcus:** An infection caused by any one of several pathogenic species. Staphylococcus pneumonia often follows other viral disease and may be associated with chronic or debilitating illness. **Pathogen:** A microorganism capable of producing disease. **Aspiration pneumonia:** An inflammatory condition of the lungs and bronchi caused by inhalation of foreign material or vomitus. **Cystic fibrosis:** Is a hereditary disease that affects the lungs, digestive system, sweat glands, and male reproductive organs.

Gender	2009			2010			2011			2012			2013		
	Cases	Avg LOS	Avg Bill	Cases	Avg LOS	Avg Bill	Cases	Avg LOS	Avg Bill	Cases	Avg LOS	Avg Bill	Cases	Avg LOS	Avg Bill
Male	610	8.18	\$64,600	590	8.27	\$72,401	627	8.03	\$76,162	576	7.59	\$74,317	630	7.22	\$74,911
Female	456	7.41	\$60,814	467	7.95	\$68,253	473	7.98	\$75,324	497	7.05	\$69,352	477	7.12	\$72,310
Age Group	Cases	Avg LOS	Avg Bill	Cases	Avg LOS	Avg Bill	Cases	Avg LOS	Avg Bill	Cases	Avg LOS	Avg Bill	Cases	Avg LOS	Avg Bill
0-17	41	6.93	\$52,770	37	7.49	\$56,916	41	8.12	\$74,103	35	7.63	\$60,300	50	8.98	\$86,741
18-35	85	9.48	\$75,531	63	7.89	\$65,784	69	8.06	\$74,176	79	7.27	\$68,666	80	8.48	\$98,244
36-49	104	9.64	\$61,075	85	9.66	\$84,085	99	9.14	\$77,841	69	7.80	\$72,110	84	8.40	\$75,914
50-64	199	7.64	\$63,555	210	8.27	\$71,122	218	8.12	\$79,889	219	8.17	\$76,359	207	7.34	\$78,466
65+	637	7.46	\$62,094	662	7.95	\$69,876	673	7.79	\$74,448	671	7.01	\$71,596	686	6.69	\$68,324
Total	1,066	7.85	\$62,980	1,057	8.13	\$70,569	1,100	8.01	\$75,802	1,073	7.34	\$72,017	1,107	7.17	\$73,790

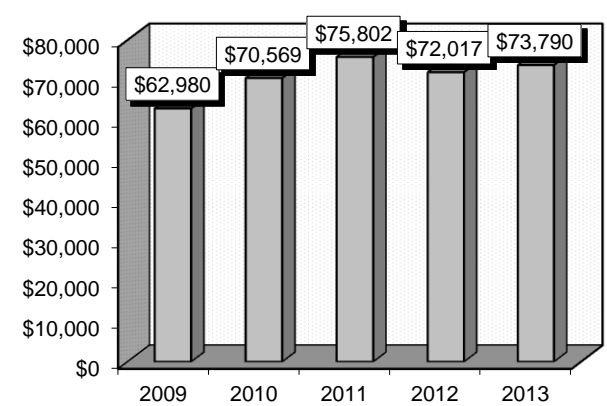
Patient Discharges



Average Length of Stay



Average Billed Charges



County / Hospital	2009			2010			2011			2012			2013		
	Cases	Avg LOS	Avg Bill	Cases	Avg LOS	Avg Bill	Cases	Avg LOS	Avg Bill	Cases	Avg LOS	Avg Bill	Cases	Avg LOS	Avg Bill
Clark															
Centennial Hills	39	6.05	\$61,881	26	9.23	\$106,204	56	7.88	\$98,550	29	6.59	\$91,655	37	6.16	\$104,715
Desert Springs	92	8.53	\$72,731	66	8.45	\$75,124	66	7.88	\$87,331	54	8.85	\$96,919	50	9.86	\$120,369
Mountain View	100	6.39	\$62,596	94	7.47	\$79,091	76	7.54	\$91,545	90	8.12	\$110,110	97	7.81	\$109,158
North Vista	40	8.40	\$82,185	33	9.85	\$92,794	46	10.07	\$94,093	33	10.36	\$99,490	27	11.74	\$126,625
Southern Hills	27	9.15	\$87,369	35	9.06	\$89,574	35	7.83	\$95,272	24	7.04	\$96,242	19	8.89	\$94,191
Spring Valley	37	7.30	\$75,091	27	10.26	\$114,517	49	6.29	\$84,603	43	6.21	\$83,011	35	5.26	\$79,241
St. Rose-Rose de Lima	34	8.00	\$67,819	34	6.50	\$55,882	21	8.81	\$77,996	38	6.03	\$64,352	39	5.08	\$55,093
St. Rose-San Martin	34	6.12	\$51,494	31	7.16	\$58,853	36	6.72	\$71,005	30	6.27	\$68,611	35	7.80	\$67,504
St. Rose-Siena	73	7.77	\$61,488	79	8.52	\$74,283	80	7.89	\$77,675	72	8.03	\$80,420	69	6.99	\$75,381
Summerlin	51	8.10	\$89,309	55	7.13	\$95,072	57	8.32	\$112,085	56	8.18	\$114,057	54	7.69	\$114,281
Sunrise	99	9.67	\$93,192	92	9.53	\$101,039	84	8.08	\$94,437	75	6.20	\$75,038	86	7.63	\$104,277
UMC	68	10.60	\$75,279	64	11.34	\$76,541	80	9.34	\$72,540	77	9.38	\$78,083	72	11.00	\$86,914
Valley	32	8.41	\$102,567	54	9.65	\$117,951	53	10.60	\$128,254	48	8.54	\$122,288	32	9.38	\$140,596
Total	726	8.15	\$75,091	690	8.77	\$86,708	739	8.25	\$91,176	669	7.81	\$91,413	652	8.08	\$98,269
Washoe															
Carson Tahoe	75	5.43	\$31,581	56	7.48	\$48,241	67	5.96	\$42,251	89	5.58	\$37,344	87	4.79	\$33,538
Northern Nevada	13	5.77	\$36,261	30	6.60	\$52,209	24	5.33	\$47,173	21	4.52	\$45,591	22	3.91	\$43,887
Renown Regional	92	8.36	\$45,499	116	8.36	\$45,934	132	9.73	\$54,955	134	8.69	\$50,663	145	7.37	\$48,032
Renown S. Meadows	23	5.87	\$34,813	20	7.85	\$42,696	11	6.64	\$41,841	26	5.12	\$34,492	23	3.48	\$25,265
Saint Mary's	59	10.92	\$43,795	63	6.90	\$37,752	44	8.48	\$45,420	53	6.53	\$32,345	93	6.51	\$38,532
Sierra Surgery	0	0.00	\$0	0	0.00	\$0	0	0.00	\$0	0	0.00	\$0	0	0.00	\$0
Total	262	7.75	\$39,735	285	7.65	\$45,012	278	8.12	\$49,193	323	6.92	\$42,356	370	6.10	\$40,574
Rural															
Battle Mountain	0	0.00	\$0	0	0.00	\$0	2	2.50	\$5,991	0	0.00	\$0	0	0.00	\$0
Boulder City	9	5.67	\$14,266	9	7.22	\$16,676	4	7.75	\$18,406	5	9.00	\$40,404	1	8.00	\$46,490
Carson Valley	12	4.58	\$35,574	8	3.88	\$30,105	18	4.17	\$31,335	30	3.67	\$25,736	28	3.36	\$22,217
Churchill	8	5.13	\$19,463	20	3.85	\$20,153	22	8.18	\$34,950	18	9.11	\$47,845	19	7.95	\$43,521
Desert View	5	5.40	\$33,225	8	4.75	\$26,202	8	5.00	\$25,177	3	3.67	\$20,480	5	5.80	\$49,604
Grover C. Dils	0	0.00	\$0	0	0.00	\$0	0	0.00	\$0	2	4.00	\$12,366	2	3.50	\$7,396
Humboldt	1	3.00	\$13,016	2	4.50	\$12,854	3	6.00	\$37,456	1	7.00	\$50,719	5	4.60	\$20,974
Incline Village	0	0.00	\$0	0	0.00	\$0	0	0.00	\$0	0	0.00	\$0	0	0.00	\$0
Mesa View	7	3.71	\$15,431	3	3.67	\$20,381	8	4.00	\$21,377	5	2.00	\$9,433	7	2.86	\$17,300
Mount Grant	0	0.00	\$0	0	0.00	\$0	5	5.80	\$22,663	2	3.50	\$12,030	2	6.50	\$21,832
Northeastern	29	5.83	\$36,036	22	3.73	\$29,312	9	3.78	\$30,349	10	3.70	\$30,236	11	4.36	\$38,360
Nye	0	0.00	\$0	1	2.00	\$6,913	1	2.00	\$8,045	0	0.00	\$0	0	0.00	\$0
Pershing	1	9.00	\$22,217	0	0.00	\$0	0	0.00	\$0	0	0.00	\$0	0	0.00	\$0
South Lyon	4	3.25	\$8,524	2	3.50	\$10,733	2	2.50	\$8,487	2	3.50	\$12,267	0	0.00	\$0
William Bee Ririe	2	11.00	\$55,536	7	5.86	\$24,318	1	1.00	\$12,740	3	2.33	\$22,596	5	5.60	\$30,369
Total	78	5.33	\$28,341	82	4.43	\$23,584	83	5.45	\$28,043	81	5.10	\$30,100	85	4.95	\$30,608
All Counties	1,066	7.85	\$62,980	1,057	8.13	\$70,569	1,100	8.01	\$75,802	1,073	7.34	\$72,017	1,107	7.17	\$73,790

Respiratory Neoplasms (180-182)

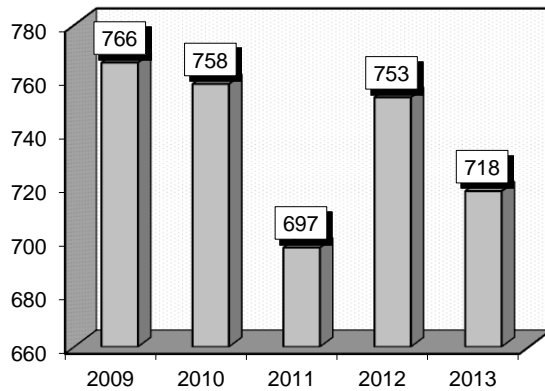
Diagnoses: that frequently accompanied Respiratory Neoplasms were: 1) Hypertension (4019), 2) History of tobacco use (V1582), 3) Tobacco use disorder (3051), 4) Pneumonia - organism not elsewhere specified (486), 5) Malignant neoplasm - bronchial tube (1629).

Definitions: **Hypertension:** Elevated blood pressure persistently exceeding 140/90. Essential hypertension, the most common kind, has no single identifiable cause. **Neoplasm:** An abnormal and uncontrolled growth of tissue; a tumor. **Malignant:** An uncontrolled growth of cells that disrupt normal cells; cancer. **Pneumonia:** An acute inflammation of the lungs. **Hypoxia:** Inadequate oxygenation characterized by an high heart rate, high blood pressure, dizziness and mental confusion. **Cyanosis:** A bluish discoloration of the skin caused by an excess of deoxygenated blood. **Bronchiectasis:** An abnormal condition of the bronchial tree characterized by irreversible dilation and destruction of the bronchial walls.

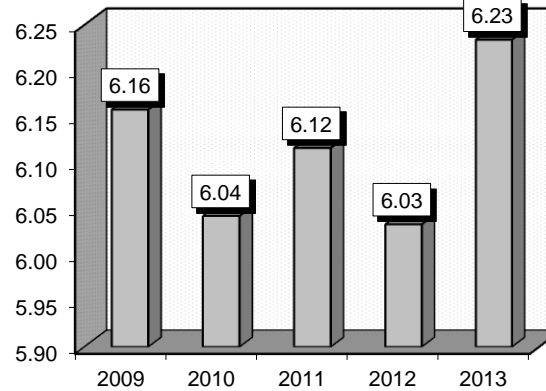
Comment: The lungs consist of bronchial tubes and lobes. During respiration air enters the bronchial tubes. These tubes continuously branch into smaller tubules called bronchioles. There are 5 sections or lobes within the lung. The right lung contains three lobes: upper, middle and lower. The left lung contains two: upper and lower. Neoplasms may be found in any part of the lung, from the bronchial tubes (ICD-9 1629) to the lobes (ICD-9 1623).

Gender	2009			2010			2011			2012			2013		
	Cases	Avg LOS	Avg Bill	Cases	Avg LOS	Avg Bill	Cases	Avg LOS	Avg Bill	Cases	Avg LOS	Avg Bill	Cases	Avg LOS	Avg Bill
Male	352	6.15	\$53,028	374	6.37	\$59,264	322	5.79	\$60,491	353	6.29	\$69,890	322	6.53	\$73,847
Female	414	6.16	\$52,784	384	5.72	\$55,388	375	6.39	\$64,367	400	5.81	\$64,271	396	5.99	\$69,982
Age Group	Cases	Avg LOS	Avg Bill	Cases	Avg LOS	Avg Bill	Cases	Avg LOS	Avg Bill	Cases	Avg LOS	Avg Bill	Cases	Avg LOS	Avg Bill
0-17	4	5.25	\$43,421	2	3.00	\$33,433	0	0.00	\$0	0	0.00	\$0	2	2.00	\$12,580
18-35	13	4.23	\$38,228	15	7.53	\$64,144	5	6.20	\$45,914	3	3.00	\$40,916	5	6.80	\$57,115
36-49	62	6.32	\$47,402	31	9.58	\$79,595	39	8.36	\$79,144	39	6.10	\$61,958	31	7.45	\$68,796
50-64	239	6.63	\$55,765	205	5.95	\$53,686	190	6.16	\$60,035	236	6.07	\$64,887	197	6.73	\$72,549
65+	448	5.95	\$52,636	505	5.83	\$57,290	463	5.91	\$62,403	475	6.03	\$68,478	483	5.96	\$71,959
Total	766	6.16	\$52,896	758	6.04	\$57,300	697	6.12	\$62,576	753	6.03	\$66,905	718	6.23	\$71,715

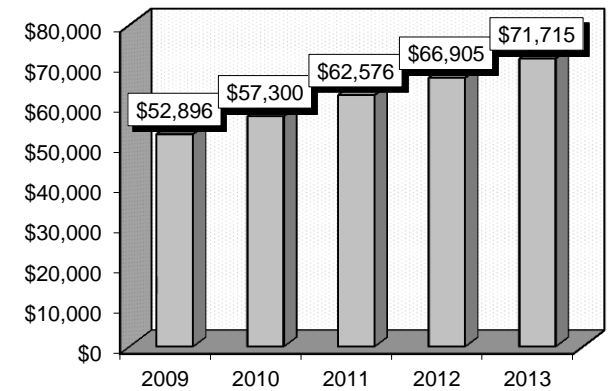
Patient Discharges



Average Length of Stay



Average Billed Charges



County / Hospital	2009			2010			2011			2012			2013		
	Cases	Avg LOS	Avg Bill	Cases	Avg LOS	Avg Bill	Cases	Avg LOS	Avg Bill	Cases	Avg LOS	Avg Bill	Cases	Avg LOS	Avg Bill
Clark															
Centennial Hills	23	4.83	\$51,513	31	4.68	\$51,544	27	5.04	\$81,956	23	4.43	\$66,355	31	5.06	\$83,546
Desert Springs	77	6.23	\$55,636	57	6.32	\$61,202	27	9.07	\$75,037	26	5.38	\$63,072	51	5.47	\$70,927
Mountain View	51	5.04	\$57,823	55	5.71	\$71,271	60	5.32	\$73,780	62	6.56	\$95,785	60	6.57	\$96,397
North Vista	20	5.75	\$60,579	13	5.15	\$60,814	13	7.15	\$80,127	13	9.31	\$88,810	9	8.67	\$76,692
Southern Hills	12	5.92	\$57,333	24	6.38	\$76,030	8	4.13	\$64,895	14	7.79	\$98,022	21	5.38	\$72,264
Spring Valley	32	3.97	\$50,920	37	4.92	\$66,993	34	5.09	\$66,749	38	6.45	\$88,233	35	5.17	\$78,783
St. Rose-Rose de Lima	20	4.10	\$41,500	25	4.52	\$46,770	25	4.96	\$48,978	29	6.76	\$66,180	20	5.35	\$62,655
St. Rose-San Martin	41	4.32	\$39,858	28	4.07	\$41,373	45	3.60	\$45,874	42	4.88	\$54,742	26	6.77	\$83,010
St. Rose-Siena	53	5.45	\$52,194	53	7.53	\$69,891	47	6.09	\$64,856	63	6.13	\$63,937	56	6.04	\$68,468
Summerlin	60	5.88	\$69,637	59	5.47	\$66,385	45	6.98	\$90,226	46	6.83	\$97,692	49	9.63	\$126,800
Sunrise	87	6.83	\$63,496	55	6.35	\$69,979	74	7.19	\$88,016	87	5.03	\$68,624	82	6.20	\$85,933
UMC	73	8.05	\$59,399	69	7.68	\$55,406	77	6.61	\$51,830	111	6.93	\$60,462	73	8.84	\$58,831
Valley	33	8.27	\$69,968	54	6.02	\$69,851	46	5.52	\$66,851	39	5.51	\$83,371	36	6.00	\$81,868
Total	582	6.04	\$57,603	560	6.03	\$63,380	528	6.02	\$69,076	593	6.15	\$73,622	549	6.67	\$81,427
Washoe															
Carson Tahoe	21	3.43	\$25,088	26	5.08	\$38,450	24	4.58	\$35,383	24	3.67	\$29,754	16	3.44	\$29,916
Northern Nevada	9	4.78	\$39,204	12	7.92	\$61,027	6	4.83	\$50,394	2	2.50	\$31,628	6	5.33	\$66,459
Renown Regional	79	9.86	\$53,092	72	7.82	\$47,592	79	8.41	\$51,037	70	6.80	\$49,363	71	6.01	\$51,189
Renown S. Meadows	11	2.45	\$23,604	7	4.57	\$32,942	9	3.22	\$22,244	7	2.29	\$23,595	5	3.60	\$29,371
Saint Mary's	32	5.66	\$37,416	41	5.34	\$42,895	26	5.62	\$49,408	37	6.57	\$53,367	50	4.52	\$35,459
Sierra Surgery	0	0.00	\$0	0	0.00	\$0	0	0.00	\$0	0	0.00	\$0	0	0.00	\$0
Total	152	7.25	\$42,966	158	6.59	\$45,240	144	6.79	\$46,307	140	5.91	\$45,518	148	5.12	\$43,457
Rural															
Battle Mountain	0	0.00	\$0	0	0.00	\$0	0	0.00	\$0	2	5.00	\$7,139	0	0.00	\$0
Boulder City	0	0.00	\$0	1	2.00	\$11,876	1	5.00	\$6,554	0	0.00	\$0	3	2.67	\$18,626
Carson Valley	3	2.33	\$8,384	5	5.80	\$55,552	2	1.50	\$3,452	0	0.00	\$0	2	2.00	\$19,847
Churchill	6	2.67	\$15,058	5	3.60	\$18,158	4	5.25	\$30,177	2	3.50	\$22,668	0	0.00	\$0
Desert View	9	3.89	\$14,148	14	3.79	\$10,592	3	4.67	\$17,481	5	3.80	\$17,187	4	1.50	\$10,062
Grover C. Dils	3	3.33	\$3,889	1	3.00	\$12,062	1	1.00	\$5,447	0	0.00	\$0	0	0.00	\$0
Humboldt	0	0.00	\$0	0	0.00	\$0	3	7.00	\$34,345	1	1.00	\$14,655	2	2.50	\$8,240
Incline Village	0	0.00	\$0	0	0.00	\$0	0	0.00	\$0	0	0.00	\$0	0	0.00	\$0
Mesa View	2	2.50	\$16,308	1	4.00	\$16,066	1	4.00	\$27,718	1	3.00	\$18,418	3	2.67	\$9,636
Mount Grant	0	0.00	\$0	0	0.00	\$0	0	0.00	\$0	0	0.00	\$0	1	2.00	\$7,276
Northeastern	8	3.00	\$21,031	4	4.25	\$32,899	4	2.75	\$14,811	4	3.25	\$25,666	5	2.80	\$22,418
Nye	0	0.00	\$0	2	3.50	\$6,938	1	3.00	\$13,534	1	4.00	\$16,808	0	0.00	\$0
Pershing	0	0.00	\$0	1	2.00	\$6,269	3	5.33	\$17,017	0	0.00	\$0	0	0.00	\$0
South Lyon	0	0.00	\$0	1	10.00	\$17,801	0	0.00	\$0	1	7.00	\$15,677	0	0.00	\$0
William Bee Ririe	1	1.00	\$7,330	5	4.00	\$13,330	2	3.00	\$14,152	3	1.33	\$11,829	1	7.00	\$55,845
Total	32	3.06	\$14,459	40	4.13	\$19,826	25	4.20	\$18,998	20	3.40	\$17,463	21	2.57	\$16,972
All Counties	766	6.16	\$52,896	758	6.04	\$57,300	697	6.12	\$62,576	753	6.03	\$66,905	718	6.23	\$71,715

Major Chest Trauma (183-185)

Diagnoses: that frequently accompanied Major Chest Trauma were: 1) Hypertension (4019), 2) Fracture; closed; one rib (80701), 3) Fracture; closed; two ribs (80702), 4) Fracture; closed; three ribs (80703), 5) Tobacco use disorder (3051), 6) Injury; lung, without mention of open wound into thorax; contusion (86121), 7) Pulmonary collapse (5180).

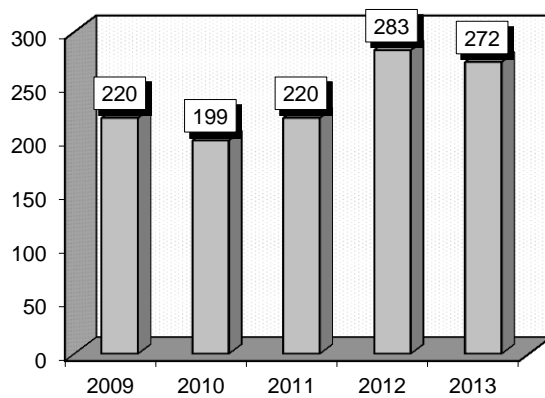
Definitions: **Hypertension:** Elevated blood pressure persistently exceeding 140/90. Essential hypertension, the most common kind, has no single identifiable cause. **Fracture:** A partial or complete break of a body part, usually a bone. **Thorax:** The part of the human torso between the neck and the diaphragm. **Diaphragm:** The thin muscle below the lungs and heart that separates the chest from the abdomen. **Contusion:** Another name for a bruise.

Comment: Major chest trauma is normally the result of an accident, such as an automobile accident (E8495). The resulting damage may be broken ribs or sternum, a collapsed or damaged lung or other chest organs.

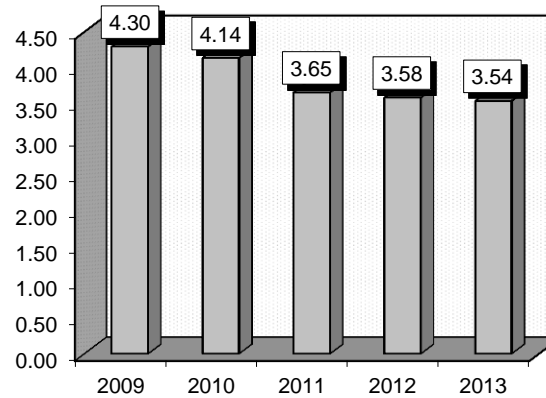
Note: Throughout this publication you may find a number of ailments accompanied by tobacco use disorder and/or hypertension. These often do not have a direct correlation to the ailment, but are left in to demonstrate to the reader their high frequency.

Gender	2009			2010			2011			2012			2013		
	Cases	Avg LOS	Avg Bill	Cases	Avg LOS	Avg Bill	Cases	Avg LOS	Avg Bill	Cases	Avg LOS	Avg Bill	Cases	Avg LOS	Avg Bill
Male	137	4.22	\$38,964	135	3.93	\$38,120	143	3.49	\$39,707	169	3.43	\$40,560	174	3.49	\$41,155
Female	83	4.42	\$35,823	64	4.56	\$43,630	77	3.96	\$37,843	114	3.81	\$37,713	98	3.61	\$37,024
Age Group	Cases	Avg LOS	Avg Bill	Cases	Avg LOS	Avg Bill	Cases	Avg LOS	Avg Bill	Cases	Avg LOS	Avg Bill	Cases	Avg LOS	Avg Bill
0-17	4	2.50	\$38,423	2	3.00	\$39,117	2	2.50	\$27,095	3	1.00	\$27,348	4	1.50	\$20,854
18-35	22	3.09	\$33,399	12	3.92	\$46,191	26	2.65	\$38,538	34	2.35	\$38,699	18	2.17	\$31,339
36-49	40	3.30	\$32,605	43	3.23	\$41,975	33	2.70	\$34,080	54	3.43	\$39,214	40	2.93	\$34,163
50-64	60	4.82	\$42,860	68	3.59	\$35,394	72	4.24	\$40,067	74	3.55	\$39,553	68	3.53	\$43,478
65+	94	4.74	\$37,735	74	5.23	\$41,814	87	3.86	\$40,534	118	4.09	\$39,929	142	3.94	\$40,977
Total	220	4.30	\$37,779	199	4.14	\$39,892	220	3.65	\$39,055	283	3.58	\$39,413	272	3.54	\$39,667

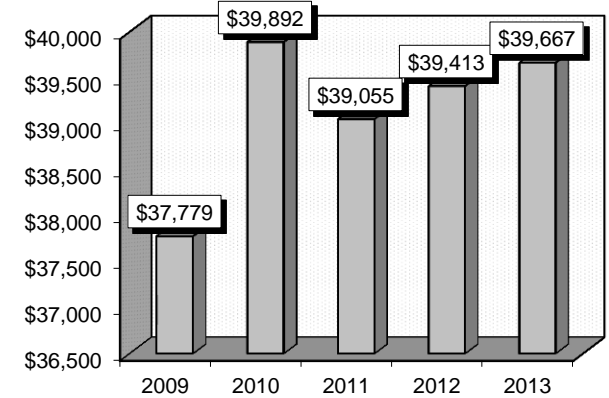
Patient Discharges



Average Length of Stay



Average Billed Charges



County / Hospital	2009			2010			2011			2012			2013		
	Cases	Avg LOS	Avg Bill	Cases	Avg LOS	Avg Bill	Cases	Avg LOS	Avg Bill	Cases	Avg LOS	Avg Bill	Cases	Avg LOS	Avg Bill
Clark															
Centennial Hills	4	2.75	\$25,676	3	4.33	\$39,607	3	4.33	\$33,127	1	1.00	\$9,268	10	2.50	\$37,129
Desert Springs	5	3.60	\$33,750	1	5.00	\$46,710	7	4.29	\$33,738	5	2.40	\$30,911	2	5.50	\$38,345
Mountain View	3	4.00	\$30,016	7	6.43	\$74,489	7	3.43	\$45,014	7	5.43	\$55,559	7	4.00	\$54,929
North Vista	5	4.60	\$52,968	2	6.00	\$48,452	0	0.00	\$0	0	0.00	\$0	1	6.00	\$32,322
Southern Hills	2	3.50	\$24,540	6	3.50	\$34,073	0	0.00	\$0	2	4.00	\$36,308	1	3.00	\$64,589
Spring Valley	5	3.00	\$33,639	6	5.50	\$32,893	11	4.36	\$49,735	7	2.00	\$26,861	5	3.80	\$49,850
St. Rose-Rose de Lima	1	4.00	\$32,857	0	0.00	\$0	1	1.00	\$9,744	2	6.50	\$67,772	2	5.50	\$34,616
St. Rose-San Martin	2	5.00	\$31,153	4	4.75	\$44,819	1	2.00	\$25,666	0	0.00	\$0	1	8.00	\$74,024
St. Rose-Siena	13	3.62	\$32,618	9	3.00	\$33,624	19	4.84	\$55,553	9	6.00	\$53,847	13	3.23	\$36,377
Summerlin	6	2.50	\$21,623	8	2.63	\$30,906	3	2.33	\$31,651	4	3.00	\$33,839	6	1.67	\$26,436
Sunrise	22	5.64	\$51,419	22	2.82	\$35,939	23	3.22	\$45,323	43	3.42	\$46,310	39	3.38	\$55,017
UMC	49	4.78	\$47,395	49	3.78	\$42,815	51	3.16	\$37,182	82	3.13	\$38,016	68	3.13	\$33,004
Valley	8	3.00	\$27,142	3	6.00	\$65,068	5	2.40	\$33,233	1	2.00	\$39,334	5	3.20	\$34,547
Total	125	4.35	\$41,306	120	3.84	\$41,655	131	3.54	\$41,897	163	3.42	\$41,208	160	3.28	\$40,725
Washoe															
Carson Tahoe	6	3.50	\$20,448	4	5.75	\$29,322	3	2.00	\$16,496	5	3.00	\$26,276	4	4.25	\$25,378
Northern Nevada	2	3.00	\$30,397	4	2.75	\$32,261	1	2.00	\$25,570	2	8.50	\$100,373	2	2.50	\$33,592
Renown Regional	67	4.69	\$40,136	60	5.03	\$42,265	76	3.97	\$37,849	87	3.79	\$41,136	86	4.06	\$42,046
Renown S. Meadows	4	2.25	\$16,312	2	3.00	\$18,404	3	4.00	\$16,955	3	4.00	\$30,560	2	2.50	\$23,570
Saint Mary's	1	1.00	\$7,077	2	4.00	\$18,618	2	2.50	\$8,440	5	4.40	\$21,409	9	4.22	\$26,083
Sierra Surgery	0	0.00	\$0	0	0.00	\$0	0	0.00	\$0	0	0.00	\$0	0	0.00	\$0
Total	80	4.39	\$36,811	72	4.86	\$39,671	85	3.85	\$35,522	102	3.88	\$40,291	103	4.02	\$39,481
Rural															
Battle Mountain	1	4.00	\$3,388	0	0.00	\$0	0	0.00	\$0	2	2.00	\$3,490	0	0.00	\$0
Boulder City	1	3.00	\$7,948	1	1.00	\$10,049	0	0.00	\$0	1	4.00	\$4,710	0	0.00	\$0
Carson Valley	0	0.00	\$0	2	1.50	\$12,513	0	0.00	\$0	3	1.67	\$8,895	1	4.00	\$44,607
Churchill	1	3.00	\$11,194	1	2.00	\$15,324	1	1.00	\$3,315	2	5.50	\$24,037	1	1.00	\$6,332
Desert View	6	2.00	\$8,970	1	3.00	\$18,112	1	5.00	\$22,125	4	4.25	\$18,534	2	2.00	\$13,865
Grover C. Dils	0	0.00	\$0	1	2.00	\$6,724	0	0.00	\$0	0	0.00	\$0	0	0.00	\$0
Humboldt	0	0.00	\$0	1	1.00	\$8,427	1	2.00	\$26,127	0	0.00	\$0	0	0.00	\$0
Incline Village	0	0.00	\$0	0	0.00	\$0	0	0.00	\$0	0	0.00	\$0	0	0.00	\$0
Mesa View	0	0.00	\$0	0	0.00	\$0	0	0.00	\$0	0	0.00	\$0	0	0.00	\$0
Mount Grant	1	4.00	\$10,960	0	0.00	\$0	0	0.00	\$0	0	0.00	\$0	0	0.00	\$0
Northeastern	2	1.50	\$21,383	0	0.00	\$0	1	5.00	\$32,642	5	3.40	\$29,697	4	3.25	\$24,209
Nye	1	13.00	\$51,188	0	0.00	\$0	0	0.00	\$0	0	0.00	\$0	0	0.00	\$0
Pershing	1	6.00	\$10,361	0	0.00	\$0	0	0.00	\$0	0	0.00	\$0	0	0.00	\$0
South Lyon	0	0.00	\$0	0	0.00	\$0	0	0.00	\$0	1	2.00	\$18,202	0	0.00	\$0
William Bee Ririe	1	2.00	\$11,576	0	0.00	\$0	0	0.00	\$0	0	0.00	\$0	1	2.00	\$31,233
Total	15	3.33	\$13,547	7	1.71	\$11,952	4	3.25	\$21,052	18	3.33	\$18,182	9	2.67	\$22,971
All Counties	220	4.30	\$37,779	199	4.14	\$39,892	220	3.65	\$39,055	283	3.58	\$39,413	272	3.54	\$39,667

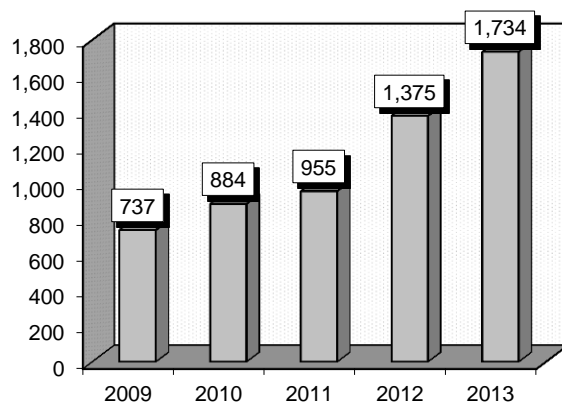
Pulmonary Edema & Respiratory Failure (189)

Diagnoses: that frequently accompanied Pulmonary Edema & Respiratory Failure were: 1) Acute respiratory failure (51881), 2) Hypertension (4019), 3) Chronic bronchitis with acute exacerbation (49121), 4) Congestive heart failure, unspecified (4280), 5) Pneumonia, organism unspecified (486).

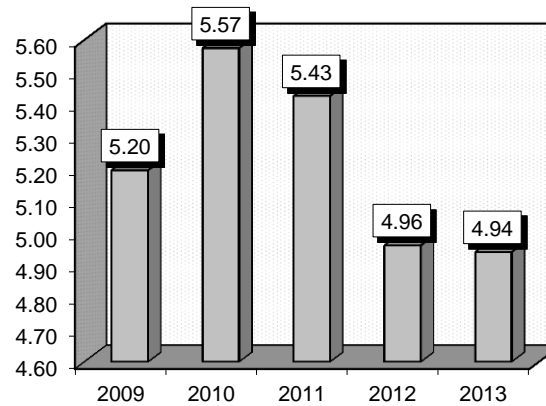
Definitions: **Edema:** Swelling caused by an accumulation of fluid within body tissues. **Hypertension:** Elevated blood pressure persistently exceeding 140/90. Essential hypertension, the most common kind, has no single identifiable cause. **Bronchitis:** An inflammation of mucous membranes of the bronchial tubes. It is accompanied by a persistent cough, and phlegm. **Chronic obstructive pulmonary disease:** A progressive and irreversible condition characterized by diminished inspiratory and expiratory capacity of the lungs. It includes asthma, chronic bronchiectasis, chronic bronchitis and emphysema. The condition is aggravated by cigarette smoking and air pollution. **Exacerbation:** An increase in the seriousness of a disease or disorder as marked by greater intensity in the signs or symptoms of the patient being treated. **Hypoxia:** Inadequate oxygenation characterized by an high heart rate, high blood pressure, dizziness and mental confusion. **Cyanosis:** A bluish discoloration of the skin caused by an excess of deoxygenated blood. **Bronchiectasis:** An abnormal condition of the bronchial tree characterized by irreversible dilation and destruction of the bronchial walls. **Pneumonia:** An acute inflammation of the lung parenchyma accompanied by congestion.

Gender	2009			2010			2011			2012			2013		
	Cases	Avg LOS	Avg Bill	Cases	Avg LOS	Avg Bill	Cases	Avg LOS	Avg Bill	Cases	Avg LOS	Avg Bill	Cases	Avg LOS	Avg Bill
Male	329	5.17	\$49,194	392	5.73	\$59,829	438	5.03	\$58,688	584	4.64	\$58,512	746	4.96	\$61,465
Female	408	5.22	\$45,837	492	5.45	\$56,439	517	5.76	\$62,866	791	5.20	\$61,536	988	4.93	\$59,097
Age Group	Cases	Avg LOS	Avg Bill	Cases	Avg LOS	Avg Bill	Cases	Avg LOS	Avg Bill	Cases	Avg LOS	Avg Bill	Cases	Avg LOS	Avg Bill
0-17	6	2.17	\$13,344	12	2.00	\$22,395	9	2.56	\$24,150	8	1.00	\$11,586	14	3.14	\$47,554
18-35	23	3.74	\$32,111	26	4.77	\$42,033	25	4.64	\$56,430	54	3.67	\$40,122	56	3.45	\$47,109
36-49	61	5.39	\$48,213	64	5.03	\$50,572	73	4.88	\$56,834	102	4.76	\$57,287	124	4.73	\$58,983
50-64	218	4.87	\$45,760	240	5.66	\$59,828	246	5.44	\$59,487	380	4.96	\$60,609	452	5.02	\$59,840
65+	429	5.45	\$49,303	542	5.72	\$59,527	602	5.56	\$62,785	831	5.11	\$62,229	1,088	5.03	\$61,191
Total	737	5.20	\$47,335	884	5.57	\$57,942	955	5.43	\$60,950	1,375	4.96	\$60,252	1,734	4.94	\$60,116

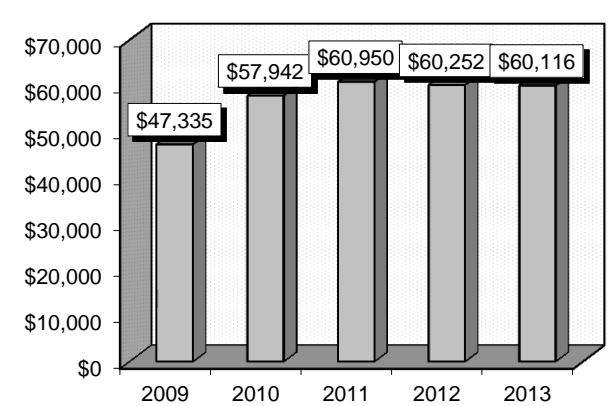
Patient Discharges



Average Length of Stay



Average Billed Charges



County / Hospital	2009			2010			2011			2012			2013		
	Cases	Avg LOS	Avg Bill	Cases	Avg LOS	Avg Bill	Cases	Avg LOS	Avg Bill	Cases	Avg LOS	Avg Bill	Cases	Avg LOS	Avg Bill
Clark															
Centennial Hills	11	6.27	\$65,067	22	5.55	\$74,884	42	5.57	\$73,948	51	4.37	\$77,957	92	4.87	\$78,971
Desert Springs	40	4.78	\$45,547	48	5.48	\$60,511	42	5.55	\$64,788	44	5.00	\$65,231	49	5.92	\$80,261
Mountain View	48	5.92	\$67,971	57	6.07	\$76,041	71	6.86	\$90,452	145	6.04	\$83,067	165	5.60	\$76,785
North Vista	20	5.30	\$63,279	18	4.44	\$59,803	47	5.62	\$70,012	60	6.15	\$69,725	62	5.55	\$69,074
Southern Hills	72	5.19	\$47,890	82	6.02	\$58,330	76	5.34	\$59,634	102	5.38	\$64,273	103	5.44	\$68,130
Spring Valley	26	5.65	\$60,478	48	5.98	\$78,426	50	5.06	\$72,356	65	5.15	\$75,826	60	4.57	\$78,665
St. Rose-Rose de Lima	46	4.59	\$44,486	72	6.57	\$60,709	77	5.12	\$52,173	126	4.73	\$49,530	82	5.39	\$53,881
St. Rose-San Martin	8	3.50	\$34,144	13	4.62	\$50,010	30	6.47	\$55,600	41	5.39	\$61,502	31	6.16	\$69,702
St. Rose-Siena	47	4.34	\$43,179	65	4.82	\$51,757	45	5.13	\$57,203	65	5.14	\$53,206	81	4.65	\$56,124
Summerlin	52	5.81	\$71,861	63	6.21	\$76,172	58	5.79	\$79,415	92	5.75	\$93,690	183	5.53	\$81,082
Sunrise	54	6.87	\$71,944	64	7.36	\$89,310	81	5.25	\$75,334	95	4.31	\$63,037	134	4.52	\$69,697
UMC	19	5.74	\$53,694	15	5.20	\$46,922	11	4.18	\$44,074	13	3.31	\$36,039	20	4.00	\$36,300
Valley	22	7.77	\$95,505	38	6.92	\$98,323	37	7.00	\$112,401	71	6.07	\$106,894	87	5.09	\$92,032
Total	465	5.52	\$58,448	605	6.02	\$69,174	667	5.64	\$70,916	970	5.29	\$71,593	1,149	5.21	\$73,040
Washoe															
Carson Tahoe	29	3.52	\$26,762	37	4.54	\$37,263	29	3.62	\$31,375	28	3.89	\$32,712	63	3.17	\$28,787
Northern Nevada	6	4.83	\$41,907	7	3.86	\$34,554	6	5.00	\$50,667	12	4.75	\$51,864	61	3.74	\$43,105
Renown Regional	93	5.61	\$36,614	112	5.51	\$40,024	146	5.83	\$45,124	185	4.74	\$38,376	163	6.53	\$51,888
Renown S. Meadows	19	3.21	\$23,530	25	4.24	\$35,155	17	4.59	\$38,633	25	4.40	\$40,626	14	4.86	\$47,246
Saint Mary's	69	5.14	\$26,628	59	4.31	\$28,740	49	4.41	\$28,292	121	3.68	\$25,124	231	3.60	\$23,714
Sierra Surgery	0	0.00	\$0	0	0.00	\$0	0	0.00	\$0	0	0.00	\$0	0	0.00	\$0
Total	216	4.95	\$31,098	240	4.88	\$36,158	247	5.18	\$39,858	371	4.31	\$34,214	532	4.50	\$35,790
Rural															
Battle Mountain	0	0.00	\$0	0	0.00	\$0	0	0.00	\$0	0	0.00	\$0	0	0.00	\$0
Boulder City	2	3.50	\$13,565	0	0.00	\$0	4	2.25	\$9,962	2	3.50	\$17,745	1	1.00	\$9,693
Carson Valley	9	4.33	\$30,970	2	3.50	\$31,965	5	3.60	\$35,575	3	2.67	\$20,712	1	4.00	\$37,201
Churchill	0	0.00	\$0	3	1.67	\$8,379	1	3.00	\$15,200	3	4.33	\$25,598	8	7.00	\$40,655
Desert View	8	1.50	\$8,965	10	3.50	\$19,682	7	2.57	\$16,880	11	2.00	\$11,374	13	2.38	\$21,336
Grover C. Dils	0	0.00	\$0	0	0.00	\$0	1	2.00	\$3,762	0	0.00	\$0	0	0.00	\$0
Humboldt	6	3.50	\$11,185	5	4.20	\$25,923	3	7.67	\$90,758	5	4.40	\$53,142	11	3.91	\$20,854
Incline Village	0	0.00	\$0	0	0.00	\$0	0	0.00	\$0	0	0.00	\$0	0	0.00	\$0
Mesa View	5	2.20	\$10,719	0	0.00	\$0	3	1.00	\$5,205	1	1.00	\$4,914	4	2.75	\$19,619
Mount Grant	7	5.71	\$19,646	1	1.00	\$5,568	0	0.00	\$0	0	0.00	\$0	3	2.33	\$8,042
Northeastern	4	4.75	\$34,379	4	3.75	\$37,075	7	3.57	\$37,035	2	2.00	\$29,241	7	3.29	\$35,295
Nye	4	1.75	\$7,292	4	2.00	\$10,121	6	3.67	\$15,304	4	2.00	\$12,433	0	0.00	\$0
Pershing	5	4.00	\$13,454	5	2.40	\$6,881	0	0.00	\$0	0	0.00	\$0	0	0.00	\$0
South Lyon	1	1.00	\$7,398	2	1.50	\$5,001	2	6.00	\$20,000	0	0.00	\$0	0	0.00	\$0
William Bee Ririe	5	3.20	\$22,743	3	2.67	\$12,751	2	2.50	\$13,768	3	1.67	\$9,618	5	1.80	\$9,992
Total	56	3.45	\$17,694	39	2.95	\$17,757	41	3.41	\$25,886	34	2.65	\$20,801	53	3.49	\$24,123
All Counties	737	5.20	\$47,335	884	5.57	\$57,942	955	5.43	\$60,950	1,375	4.96	\$60,252	1,734	4.94	\$60,116

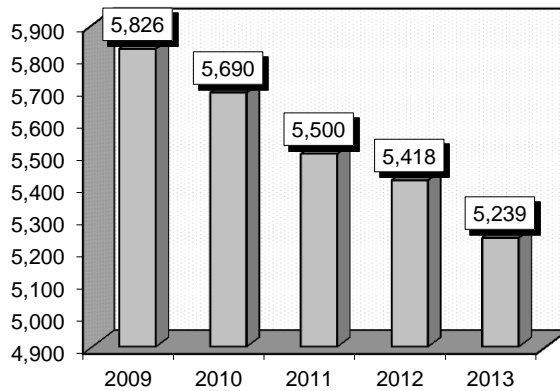
Chronic Obstructive Pulmonary Disease (190-192)

Diagnoses: that frequently accompanied Chronic Obstructive Pulmonary Disease were: 1) Chronic obstructive bronchitis with acute exacerbation (49121), 2) Hypertension (4019), 3) Tobacco use disorder (3051), 4) History of tobacco use (V1582), 5) Congestive heart failure (4280).

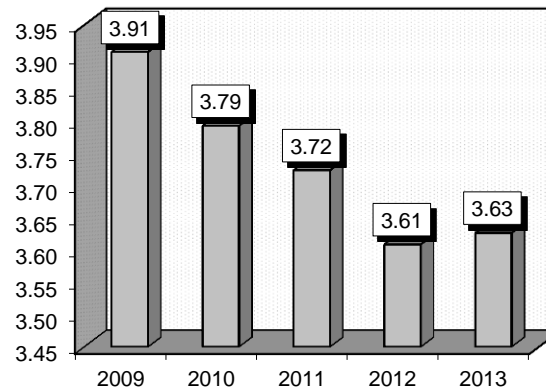
Definitions: Chronic obstructive pulmonary disease: A progressive and irreversible condition characterized by diminished inspiratory and expiratory capacity of the lungs. It includes asthma, chronic bronchiectasis, chronic bronchitis and emphysema. The condition is aggravated by cigarette smoking and air pollution. **Hypertension:** Elevated blood pressure persistently exceeding 140/90. Essential hypertension, the most common kind, has no single identifiable cause. **Exacerbation:** An increase in the seriousness of a disease or disorder as marked by greater intensity in the signs or symptoms of the patient being treated. **Asthma:** A respiratory disorder characterized by recurring episodes of breathing difficulty, wheezing on expiration and/or inspiration caused by constriction of the bronchi, coughing and thick bronchial secretions. **Status asthmaticus:** An acute, severe, and prolonged asthma attack. Hypoxia, cyanosis and unconsciousness may follow, and the attack may be fatal. **Hypoxia:** Inadequate oxygenation characterized by an high heart rate, high blood pressure, dizziness and mental confusion. **Cyanosis:** A bluish discoloration of the skin caused by an excess of deoxygenated blood. **Bronchiectasis:** An abnormal condition of the bronchial tree characterized by irreversible dilation and destruction of the bronchial walls.

Gender	2009			2010			2011			2012			2013		
	Cases	Avg LOS	Avg Bill	Cases	Avg LOS	Avg Bill	Cases	Avg LOS	Avg Bill	Cases	Avg LOS	Avg Bill	Cases	Avg LOS	Avg Bill
Male	2,461	3.79	\$32,418	2,339	3.62	\$34,420	2,382	3.57	\$36,518	2,408	3.50	\$37,302	2,271	3.45	\$38,947
Female	3,365	3.99	\$33,106	3,351	3.91	\$35,212	3,118	3.84	\$37,548	3,010	3.70	\$39,080	2,968	3.76	\$39,972
Age Group	Cases	Avg LOS	Avg Bill	Cases	Avg LOS	Avg Bill	Cases	Avg LOS	Avg Bill	Cases	Avg LOS	Avg Bill	Cases	Avg LOS	Avg Bill
0-17	7	2.86	\$17,860	6	4.00	\$42,115	4	2.00	\$13,829	7	6.43	\$69,005	4	4.75	\$58,316
18-35	42	3.79	\$30,181	46	2.46	\$21,754	32	3.50	\$31,560	47	3.55	\$40,619	34	3.94	\$43,114
36-49	451	3.44	\$31,252	371	3.26	\$32,427	324	3.56	\$35,504	311	3.42	\$37,180	318	3.24	\$37,838
50-64	1,889	3.88	\$33,161	1,759	3.78	\$35,084	1,799	3.68	\$37,096	1,749	3.52	\$37,303	1,717	3.51	\$38,300
65+	3,437	3.99	\$32,893	3,508	3.88	\$35,208	3,341	3.77	\$37,341	3,304	3.67	\$38,818	3,166	3.72	\$40,300
Total	5,826	3.91	\$32,815	5,690	3.79	\$34,887	5,500	3.72	\$37,102	5,418	3.61	\$38,290	5,239	3.63	\$39,527

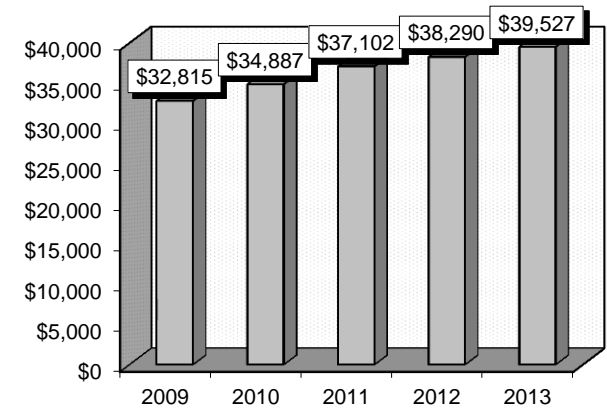
Patient Discharges



Average Length of Stay



Average Billed Charges



County / Hospital	2009			2010			2011			2012			2013		
	Cases	Avg LOS	Avg Bill	Cases	Avg LOS	Avg Bill	Cases	Avg LOS	Avg Bill	Cases	Avg LOS	Avg Bill	Cases	Avg LOS	Avg Bill
Clark															
Centennial Hills	231	3.73	\$37,722	269	3.68	\$38,578	230	4.00	\$47,387	187	3.80	\$49,338	179	3.64	\$54,909
Desert Springs	330	4.15	\$33,795	338	3.95	\$37,444	248	3.86	\$37,909	300	3.81	\$43,487	308	4.32	\$51,867
Mountain View	478	4.45	\$44,486	430	4.43	\$47,553	471	4.22	\$51,501	414	4.09	\$54,789	413	4.36	\$60,410
North Vista	328	4.18	\$38,323	272	4.35	\$43,589	235	4.30	\$43,777	285	3.83	\$35,855	297	4.15	\$38,700
Southern Hills	76	4.29	\$36,876	31	2.84	\$33,400	66	3.12	\$38,260	92	4.07	\$48,065	67	3.22	\$40,753
Spring Valley	282	3.62	\$34,626	240	3.54	\$38,858	209	3.52	\$46,604	201	4.06	\$48,960	230	3.24	\$50,639
St. Rose-Rose de Lima	343	3.60	\$29,165	255	3.94	\$34,803	247	3.70	\$35,168	197	3.44	\$35,090	216	3.54	\$36,988
St. Rose-San Martin	168	4.15	\$32,909	180	3.72	\$33,105	188	3.96	\$37,662	138	3.78	\$38,023	168	4.01	\$39,757
St. Rose-Siena	294	3.93	\$33,339	320	3.91	\$36,589	253	3.74	\$36,889	239	4.12	\$42,162	226	3.80	\$41,048
Summerlin	249	4.16	\$43,648	255	4.04	\$45,853	265	4.27	\$55,334	192	4.65	\$63,618	199	3.95	\$59,885
Sunrise	485	4.55	\$43,980	443	3.99	\$43,687	569	3.33	\$44,395	598	3.05	\$45,360	477	3.13	\$46,929
UMC	332	3.81	\$31,411	354	3.39	\$30,333	354	3.54	\$31,120	406	3.58	\$33,436	316	3.57	\$29,492
Valley	460	3.93	\$43,081	475	4.06	\$50,804	348	4.07	\$50,432	352	3.62	\$54,805	317	3.50	\$55,361
Total	4,056	4.06	\$37,980	3,862	3.94	\$40,952	3,683	3.83	\$43,633	3,601	3.74	\$45,509	3,413	3.75	\$47,390
Washoe															
Carson Tahoe	317	3.30	\$21,247	277	3.69	\$23,907	313	3.72	\$24,775	295	3.11	\$22,482	305	3.31	\$24,484
Northern Nevada	124	3.73	\$30,005	163	2.99	\$27,565	154	3.13	\$32,540	146	3.06	\$34,877	92	2.43	\$29,747
Renown Regional	473	3.89	\$25,184	522	3.94	\$26,917	526	3.82	\$27,881	561	3.59	\$27,043	602	3.61	\$27,846
Renown S. Meadows	86	3.01	\$20,062	84	2.76	\$20,921	86	2.77	\$22,731	85	3.35	\$26,757	130	3.55	\$27,733
Saint Mary's	237	3.90	\$20,118	225	3.86	\$21,256	171	3.42	\$21,788	188	3.16	\$20,956	184	3.26	\$20,462
Sierra Surgery	0	0.00	\$0	0	0.00	\$0	0	0.00	\$0	0	0.00	\$0	0	0.00	\$0
Total	1,237	3.66	\$23,332	1,271	3.67	\$24,946	1,250	3.58	\$26,489	1,275	3.34	\$25,968	1,313	3.40	\$26,152
Rural															
Battle Mountain	0	0.00	\$0	0	0.00	\$0	0	0.00	\$0	1	2.00	\$5,266	1	2.00	\$5,597
Boulder City	25	4.28	\$9,435	15	3.80	\$9,881	24	3.13	\$7,373	34	4.06	\$10,950	26	6.27	\$27,122
Carson Valley	30	2.97	\$19,549	41	2.46	\$14,274	30	2.63	\$23,242	33	2.73	\$21,105	22	2.05	\$14,977
Churchill	83	3.83	\$17,864	106	3.28	\$16,402	113	4.05	\$21,160	134	4.36	\$23,135	110	4.44	\$25,852
Desert View	117	3.11	\$16,226	136	2.86	\$15,713	165	3.38	\$17,181	111	2.72	\$16,823	111	2.96	\$21,838
Grover C. Dils	10	2.90	\$7,383	10	2.90	\$8,054	5	2.00	\$6,691	9	3.22	\$8,815	9	3.44	\$7,353
Humboldt	22	3.05	\$11,779	28	2.82	\$12,740	35	3.23	\$18,678	31	3.26	\$22,217	38	2.68	\$17,744
Incline Village	0	0.00	\$0	0	0.00	\$0	0	0.00	\$0	0	0.00	\$0	1	2.00	\$27,521
Mesa View	67	2.19	\$10,279	81	3.32	\$17,691	53	2.72	\$13,724	57	2.75	\$14,996	54	2.76	\$15,130
Mount Grant	23	3.78	\$10,793	29	4.10	\$13,984	30	3.77	\$11,943	21	4.95	\$16,126	23	3.22	\$11,325
Northeastern	67	3.48	\$23,531	44	2.82	\$22,113	73	2.81	\$24,643	73	3.01	\$27,546	84	3.24	\$29,121
Nye	14	2.21	\$9,775	13	1.92	\$8,730	8	2.88	\$13,306	7	2.86	\$13,425	0	0.00	\$0
Pershing	29	3.41	\$12,698	12	2.75	\$9,284	5	2.00	\$8,298	5	2.40	\$6,945	3	2.67	\$9,391
South Lyon	25	3.72	\$10,774	21	3.19	\$9,552	10	4.20	\$9,737	8	3.25	\$9,162	13	3.46	\$8,033
William Bee Ririe	21	4.67	\$21,393	21	3.57	\$17,068	16	3.69	\$20,663	18	2.78	\$13,859	18	2.00	\$15,170
Total	533	3.31	\$15,523	557	3.08	\$15,515	567	3.33	\$18,074	542	3.39	\$19,309	513	3.40	\$21,453
All Counties	5,826	3.91	\$32,815	5,690	3.79	\$34,887	5,500	3.72	\$37,102	5,418	3.61	\$38,290	5,239	3.63	\$39,527

Simple Pneumonia & Pleurisy (193-195)

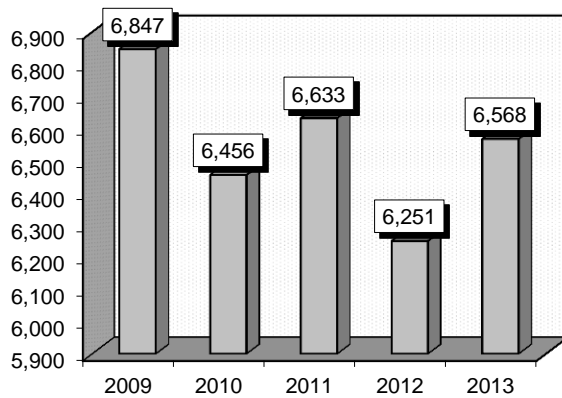
Diagnoses: that frequently accompanied Simple Pneumonia & Pleurisy were: 1) Hypertension (4019), 2) Congestive heart failure, unspecified (4280), 3) Tobacco use disorder (3051), 4) Chronic airway obstruction (496), 5) Chronic bronchitis with acute exacerbation (49121), 6) Hypoxemia (79902), 7) Asthma (49390), 8) Otitis Media (3829), 9) Pneumonia due to respiratory syncytial virus (4801), 10) Acute bronchiolitis due to other infectious organisms (46619).

Definitions: Hypertension: Elevated blood pressure persistently exceeding 140/90. Essential hypertension, the most common kind, has no single identifiable cause.

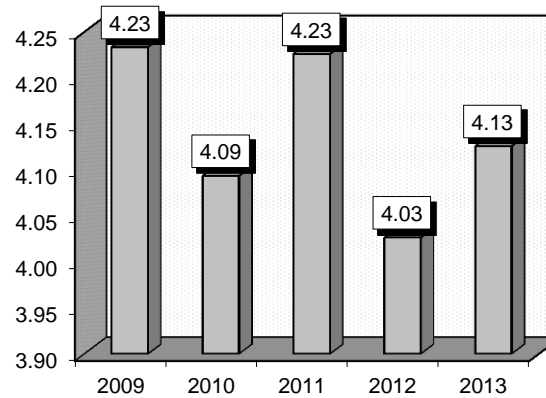
Pneumonia: An acute inflammation of the lungs, often caused by inhalation of the species streptococcus pneumoniae. The alveoli and bronchioles of the lungs become plugged with fibrous secretions. **Alveoli:** A small outpouching in the lungs through which gas exchanges from the pulmonary capillary blood. **Bronchioles:** A small airway of the respiratory system extending from the bronchi into the lobes of the lung. **Pleurisy:** Inflammation of the membrane enclosing the lung. **Bronchitis:** An inflammation of mucous membranes of the bronchial tubes. It is accompanied by a persistent cough, and phlegm. **Exacerbation:** An increase in the seriousness of a disease or disorder as marked by greater intensity in the signs or symptoms of the patient being treated. **Hypoxemia:** Low oxygen levels in the blood. **Asthma:** A respiratory disorder characterized by recurring episodes of breathing difficulty, wheezing on expiration and/or inspiration caused by constriction of the bronchi, coughing and thick bronchial secretions. **Otitis Media:** Infection and inflammation of the middle ear space and eardrum.

Gender	2009			2010			2011			2012			2013		
	Cases	Avg LOS	Avg Bill	Cases	Avg LOS	Avg Bill	Cases	Avg LOS	Avg Bill	Cases	Avg LOS	Avg Bill	Cases	Avg LOS	Avg Bill
Male	3,388	4.19	\$33,688	3,264	3.98	\$35,457	3,278	4.19	\$40,555	3,068	3.97	\$41,474	3,301	4.02	\$42,872
Female	3,459	4.27	\$33,510	3,192	4.21	\$35,770	3,355	4.26	\$39,723	3,183	4.08	\$41,396	3,267	4.23	\$42,964
Age Group	Cases	Avg LOS	Avg Bill	Cases	Avg LOS	Avg Bill	Cases	Avg LOS	Avg Bill	Cases	Avg LOS	Avg Bill	Cases	Avg LOS	Avg Bill
0-17	1,042	2.98	\$17,474	962	2.82	\$16,443	758	2.92	\$20,000	702	2.79	\$20,132	787	2.97	\$22,397
18-35	521	4.21	\$34,251	384	3.66	\$33,139	447	3.56	\$35,271	406	3.50	\$36,725	364	3.63	\$39,092
36-49	796	3.97	\$32,824	644	3.88	\$36,665	690	3.85	\$38,567	630	3.49	\$38,839	592	3.91	\$42,266
50-64	1,477	4.54	\$37,323	1,335	4.28	\$39,566	1,357	4.22	\$43,190	1,302	4.00	\$42,618	1,410	4.33	\$46,483
65+	3,011	4.59	\$37,443	3,131	4.50	\$39,902	3,381	4.69	\$44,384	3,211	4.48	\$46,716	3,415	4.40	\$46,696
Total	6,847	4.23	\$33,598	6,456	4.09	\$35,612	6,633	4.23	\$40,134	6,251	4.03	\$41,434	6,568	4.13	\$42,918

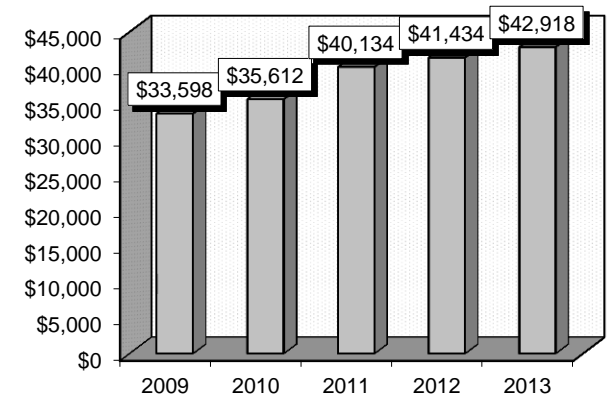
Patient Discharges



Average Length of Stay



Average Billed Charges



County / Hospital	2009			2010			2011			2012			2013		
	Cases	Avg LOS	Avg Bill	Cases	Avg LOS	Avg Bill	Cases	Avg LOS	Avg Bill	Cases	Avg LOS	Avg Bill	Cases	Avg LOS	Avg Bill
Clark															
Centennial Hills	206	4.36	\$41,364	162	4.47	\$48,200	236	4.39	\$55,685	193	4.15	\$65,746	221	3.83	\$57,193
Desert Springs	360	4.49	\$38,667	333	4.81	\$48,393	328	4.87	\$51,452	295	4.50	\$57,387	346	4.42	\$56,702
Mountain View	395	5.01	\$51,268	392	4.46	\$50,532	410	4.58	\$56,891	355	4.89	\$66,927	447	5.57	\$76,420
North Vista	151	4.47	\$40,196	169	5.08	\$49,495	154	5.15	\$49,760	143	4.97	\$47,639	131	4.86	\$46,517
Southern Hills	117	5.59	\$54,704	121	4.79	\$53,320	144	5.49	\$65,757	165	4.91	\$60,526	159	4.94	\$60,803
Spring Valley	337	4.06	\$42,056	267	4.34	\$53,958	248	4.22	\$52,275	231	4.71	\$65,317	252	4.37	\$61,530
St. Rose-Rose de Lima	197	4.04	\$34,814	163	4.15	\$39,259	238	4.24	\$41,572	159	4.17	\$39,837	160	3.99	\$47,129
St. Rose-San Martin	218	4.28	\$36,267	223	4.00	\$36,848	281	3.65	\$37,292	190	4.38	\$44,576	214	4.79	\$49,369
St. Rose-Siena	291	3.91	\$31,022	318	3.97	\$35,288	332	4.44	\$40,660	347	4.18	\$41,899	366	4.24	\$44,986
Summerlin	499	4.50	\$41,418	471	3.90	\$40,961	496	4.39	\$52,319	443	4.40	\$57,784	421	4.21	\$56,856
Sunrise	654	4.55	\$41,398	540	4.39	\$47,111	554	4.65	\$54,150	532	3.68	\$49,118	545	3.92	\$53,033
UMC	732	4.00	\$30,119	585	3.91	\$29,896	647	3.60	\$30,582	575	3.70	\$31,624	540	3.86	\$28,326
Valley	320	4.94	\$53,642	273	4.46	\$58,351	321	4.63	\$60,383	261	4.14	\$65,460	281	4.42	\$69,044
Total	4,477	4.42	\$40,224	4,017	4.29	\$44,049	4,389	4.38	\$48,401	3,889	4.25	\$51,840	4,083	4.37	\$53,831
Washoe															
Carson Tahoe	338	3.70	\$22,333	354	3.95	\$24,247	338	4.12	\$26,083	378	3.43	\$23,355	411	3.63	\$23,854
Northern Nevada	107	3.68	\$30,485	115	3.77	\$31,943	93	3.22	\$31,354	95	2.99	\$34,486	86	3.26	\$36,524
Renown Regional	620	4.24	\$24,590	619	4.06	\$24,409	553	4.31	\$28,043	641	4.08	\$27,311	764	4.03	\$28,234
Renown S. Meadows	130	3.62	\$22,489	123	3.38	\$23,646	134	3.99	\$28,710	146	3.62	\$27,167	153	3.22	\$24,989
Saint Mary's	356	4.25	\$20,837	420	3.89	\$19,781	328	4.06	\$23,201	337	3.88	\$24,924	327	3.94	\$22,436
Sierra Surgery	0	0.00	\$0	0	0.00	\$0	0	0.00	\$0	0	0.00	\$0	0	0.00	\$0
Total	1,551	4.03	\$23,467	1,631	3.92	\$23,656	1,446	4.11	\$26,761	1,597	3.77	\$26,284	1,741	3.81	\$26,235
Rural															
Battle Mountain	10	3.20	\$7,984	7	3.71	\$7,394	6	4.00	\$11,125	14	2.29	\$5,829	6	3.17	\$6,457
Boulder City	58	4.34	\$10,139	38	4.26	\$10,780	33	3.55	\$10,495	35	4.60	\$15,949	35	4.60	\$20,309
Carson Valley	72	2.40	\$13,138	68	3.18	\$20,474	61	2.75	\$18,395	53	3.04	\$22,557	53	2.60	\$16,877
Churchill	141	4.53	\$19,077	150	3.91	\$17,757	141	5.01	\$22,428	108	4.22	\$22,500	128	4.40	\$23,749
Desert View	69	3.04	\$15,935	104	3.20	\$16,789	94	3.19	\$17,787	95	3.14	\$19,118	129	3.40	\$25,737
Grover C. Dils	9	3.56	\$9,715	9	3.56	\$10,738	11	3.18	\$9,217	6	2.17	\$5,990	13	2.85	\$5,872
Humboldt	25	3.12	\$10,490	19	3.68	\$15,625	23	3.57	\$19,746	27	3.81	\$19,550	30	3.00	\$16,471
Incline Village	3	3.00	\$14,479	1	1.00	\$15,847	2	3.00	\$5,366	3	1.00	\$10,078	1	3.00	\$24,038
Mesa View	56	2.63	\$11,543	61	3.03	\$16,693	62	2.69	\$15,327	40	2.55	\$14,027	38	2.53	\$12,948
Mount Grant	53	4.08	\$11,158	48	4.50	\$15,692	85	4.86	\$17,175	69	4.68	\$16,627	56	4.68	\$17,597
Northeastern	194	3.75	\$23,894	200	3.38	\$23,915	183	3.14	\$24,632	210	3.17	\$27,434	195	3.20	\$28,332
Nye	17	2.59	\$14,928	15	2.33	\$9,733	11	2.45	\$11,628	19	2.68	\$12,489	0	0.00	\$0
Pershing	19	2.89	\$12,013	14	3.14	\$9,890	9	2.89	\$9,195	6	1.67	\$7,960	7	3.71	\$12,351
South Lyon	55	3.04	\$9,035	43	2.74	\$8,238	24	3.00	\$10,294	42	3.10	\$9,922	26	2.92	\$7,695
William Bee Ririe	38	4.61	\$24,168	31	3.77	\$16,652	53	2.94	\$14,544	38	2.76	\$15,244	27	3.37	\$19,691
Total	819	3.61	\$16,565	808	3.49	\$17,799	798	3.60	\$18,900	765	3.42	\$20,165	744	3.53	\$22,068
All Counties	6,847	4.23	\$33,598	6,456	4.09	\$35,612	6,633	4.23	\$40,134	6,251	4.03	\$41,434	6,568	4.13	\$42,918

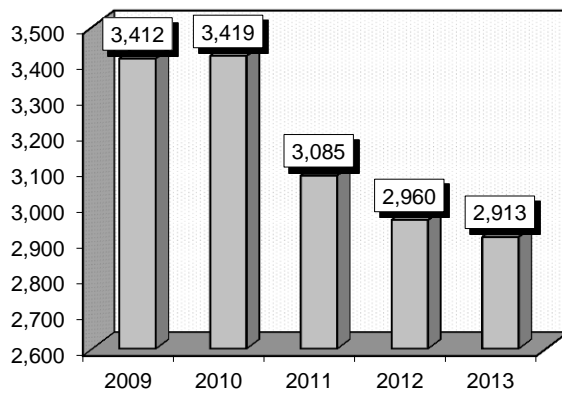
Bronchitis & Asthma (202-203)

Diagnoses: that frequently accompanied Bronchitis & Asthma were: 1) Hypertension (4019), 2) Hypoxemia (79902), 3) Tobacco use disorder (3051), 4) Diabetes Mellitus without mention of complication (25000), 5) Hypopotassemia (2768), 6) Obesity (27800), 7) Acute bronchiolitis due to respiratory syncytial virus (46611), 8) Otitis Media (3829), 9) Pneumonia (486), 10) Dehydration (27651), 11) Acute upper respiratory infections of multiple or unspecified sites (4659).

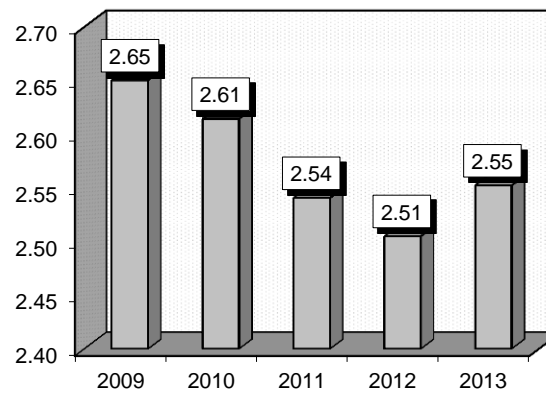
Definitions: **Hypertension:** Elevated blood pressure persistently exceeding 140/90. Essential hypertension, the most common kind, has no single identifiable cause. **Hypoxemia:** Low oxygen levels in the blood. **Diabetes Mellitus:** High blood sugar resulting from low levels of insulin or insulin resistance. **Hypopotassemia:** Disorder of fluid, electrolyte, and acid-base balance. **Bronchitis:** An acute or chronic inflammation of the mucous membranes of the tracheobronchial tree. Acute bronchitis is characterized by a productive cough, fever, increased mucus secretion and back pain. Chronic bronchitis is a common debilitating pulmonary disease, characterized by greatly increased production of mucus by the glands of the trachea and bronchi and results in a productive cough for at least 3 months of the year for more than two consecutive years. **Asthma:** A respiratory disorder characterized by recurring episodes of breathing difficulty, wheezing on expiration and/or inspiration caused by constriction of the bronchi, coughing and thick bronchial secretions. **Asphyxia:** Severe lack of oxygen leading to loss of consciousness and possibly death. **Bronchiolitis:** Acute viral infection of the lower respiratory tract, primarily in infants less than 18 months of age.

Gender	2009			2010			2011			2012			2013		
	Cases	Avg LOS	Avg Bill	Cases	Avg LOS	Avg Bill	Cases	Avg LOS	Avg Bill	Cases	Avg LOS	Avg Bill	Cases	Avg LOS	Avg Bill
Male	1,610	2.54	\$16,774	1,642	2.48	\$17,804	1,502	2.41	\$18,519	1,436	2.35	\$20,950	1,373	2.41	\$22,134
Female	1,802	2.75	\$19,767	1,777	2.74	\$20,803	1,583	2.66	\$22,673	1,524	2.65	\$24,760	1,540	2.68	\$25,845
Age Group	Cases	Avg LOS	Avg Bill	Cases	Avg LOS	Avg Bill	Cases	Avg LOS	Avg Bill	Cases	Avg LOS	Avg Bill	Cases	Avg LOS	Avg Bill
0-17	1,749	2.48	\$13,199	1,884	2.52	\$14,662	1,675	2.53	\$15,896	1,648	2.48	\$18,782	1,577	2.48	\$19,076
18-35	424	2.68	\$21,548	396	2.49	\$22,389	401	2.22	\$21,245	339	2.23	\$23,376	311	2.19	\$24,279
36-49	489	2.66	\$23,036	452	2.68	\$25,290	361	2.53	\$27,721	349	2.53	\$27,335	353	2.45	\$29,332
50-64	407	3.04	\$25,760	363	2.81	\$27,090	322	2.85	\$29,328	287	2.59	\$29,193	355	2.94	\$31,246
65+	343	3.00	\$25,237	324	3.01	\$26,074	326	2.67	\$27,947	337	2.82	\$32,706	317	2.93	\$35,054
Total	3,412	2.65	\$18,355	3,419	2.61	\$19,363	3,085	2.54	\$20,651	2,960	2.51	\$22,911	2,913	2.55	\$24,096

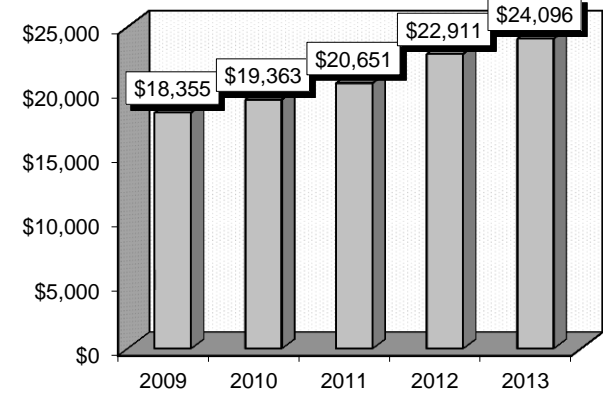
Patient Discharges



Average Length of Stay



Average Billed Charges



County / Hospital	2009			2010			2011			2012			2013		
	Cases	Avg LOS	Avg Bill	Cases	Avg LOS	Avg Bill	Cases	Avg LOS	Avg Bill	Cases	Avg LOS	Avg Bill	Cases	Avg LOS	Avg Bill
Clark															
Centennial Hills	134	2.65	\$22,404	99	2.92	\$31,716	86	3.02	\$34,688	62	2.19	\$32,924	88	2.68	\$35,074
Desert Springs	72	2.67	\$22,147	56	3.02	\$28,528	67	2.25	\$23,689	73	3.16	\$37,373	66	2.79	\$33,930
Mountain View	190	2.71	\$24,849	230	2.73	\$27,608	189	2.70	\$30,206	113	2.86	\$38,618	130	2.85	\$41,567
North Vista	58	2.76	\$21,561	44	2.52	\$22,679	26	2.46	\$25,324	54	2.63	\$24,795	60	1.92	\$22,187
Southern Hills	30	2.50	\$24,146	21	3.10	\$29,437	22	3.09	\$33,228	38	2.37	\$29,895	47	3.17	\$40,573
Spring Valley	87	2.29	\$24,174	77	2.55	\$25,895	57	2.54	\$30,554	67	2.22	\$32,926	66	1.80	\$29,562
St. Rose-Rose de Lima	87	3.31	\$26,928	50	2.52	\$23,471	68	2.01	\$19,098	33	1.97	\$23,086	48	2.75	\$27,980
St. Rose-San Martin	77	3.21	\$22,611	73	3.38	\$23,074	70	2.29	\$21,185	50	2.86	\$29,633	52	3.71	\$32,664
St. Rose-Siena	227	2.40	\$14,051	274	2.52	\$15,308	229	2.47	\$14,747	180	2.57	\$18,230	184	2.60	\$19,754
Summerlin	429	2.91	\$19,032	424	2.92	\$21,950	405	2.98	\$25,490	353	2.88	\$25,847	360	2.59	\$26,900
Sunrise	580	2.43	\$19,350	536	2.39	\$20,472	542	2.23	\$21,722	620	2.30	\$25,489	519	2.20	\$27,455
UMC	488	2.39	\$16,330	503	2.54	\$17,854	470	2.19	\$17,814	492	2.25	\$19,391	419	2.58	\$19,917
Valley	133	3.50	\$33,370	122	2.29	\$28,982	78	2.50	\$32,505	64	2.59	\$40,923	64	2.83	\$42,353
Total	2,592	2.65	\$20,241	2,509	2.63	\$21,740	2,309	2.47	\$22,769	2,199	2.48	\$25,660	2,103	2.53	\$27,382
Washoe															
Carson Tahoe	147	2.73	\$12,368	131	2.48	\$10,551	159	2.69	\$12,123	139	2.50	\$11,428	111	2.59	\$11,787
Northern Nevada	30	2.17	\$16,886	44	1.84	\$17,425	37	2.11	\$21,650	54	2.00	\$23,163	42	1.95	\$22,173
Renown Regional	288	2.89	\$14,107	392	2.69	\$14,254	294	3.01	\$16,009	275	2.71	\$16,047	334	2.90	\$17,299
Renown S. Meadows	23	1.65	\$12,168	22	2.09	\$16,403	23	1.70	\$16,548	29	2.38	\$21,683	28	1.68	\$15,901
Saint Mary's	128	2.87	\$10,067	119	3.00	\$11,065	81	3.19	\$13,907	88	2.82	\$14,297	109	2.51	\$12,726
Sierra Surgery	0	0.00	\$0	0	0.00	\$0	0	0.00	\$0	0	0.00	\$0	0	0.00	\$0
Total	616	2.77	\$12,915	708	2.63	\$13,297	594	2.84	\$15,054	585	2.59	\$15,622	624	2.66	\$15,785
Rural															
Battle Mountain	2	2.50	\$5,746	0	0.00	\$0	0	0.00	\$0	1	1.00	\$1,806	0	0.00	\$0
Boulder City	3	3.67	\$10,388	2	3.00	\$6,213	1	1.00	\$16,179	5	2.60	\$12,082	5	3.20	\$19,981
Carson Valley	5	2.60	\$16,530	9	2.00	\$12,874	3	2.00	\$13,474	6	2.17	\$14,643	2	2.50	\$22,239
Churchill	53	2.15	\$9,875	46	2.46	\$10,548	46	2.57	\$11,224	64	2.30	\$11,949	68	2.35	\$12,463
Desert View	27	1.89	\$9,612	53	2.26	\$11,391	18	2.72	\$13,664	21	1.90	\$10,611	9	1.56	\$11,379
Grover C. Dils	0	0.00	\$0	2	3.00	\$7,044	2	2.50	\$4,903	1	1.00	\$3,462	0	0.00	\$0
Humboldt	6	2.17	\$9,239	8	2.63	\$10,571	15	2.13	\$11,159	9	2.11	\$9,988	15	2.40	\$13,494
Incline Village	0	0.00	\$0	0	0.00	\$0	0	0.00	\$0	0	0.00	\$0	0	0.00	\$0
Mesa View	6	2.50	\$9,826	7	1.00	\$5,753	11	1.64	\$10,950	2	1.50	\$9,863	8	2.13	\$15,293
Mount Grant	29	3.07	\$8,620	21	2.57	\$8,230	22	3.64	\$12,512	27	4.11	\$13,196	26	3.23	\$11,908
Northeastern	41	2.44	\$15,770	33	2.61	\$15,792	37	2.38	\$14,256	13	3.08	\$24,393	43	2.63	\$20,945
Nye	6	1.67	\$6,660	4	2.00	\$6,414	8	1.88	\$9,261	4	1.75	\$6,966	0	0.00	\$0
Pershing	4	2.50	\$8,745	0	0.00	\$0	2	2.00	\$6,587	1	3.00	\$9,466	2	1.00	\$5,224
South Lyon	9	2.00	\$6,559	7	1.86	\$5,882	3	1.67	\$9,667	4	1.50	\$4,972	1	2.00	\$3,717
William Bee Ririe	13	1.92	\$11,842	10	2.50	\$12,485	14	1.93	\$11,093	18	1.94	\$15,091	7	1.57	\$16,411
Total	204	2.32	\$10,819	202	2.36	\$11,098	182	2.46	\$12,037	176	2.49	\$12,801	186	2.47	\$14,830
All Counties	3,412	2.65	\$18,355	3,419	2.61	\$19,363	3,085	2.54	\$20,651	2,960	2.51	\$22,911	2,913	2.55	\$24,096

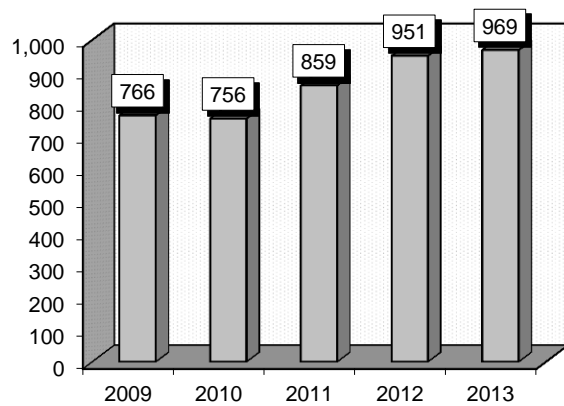
Cardiac Valve & Other Major Cardiothoracic Procedures (216-221)

Procedures: that frequently accompanied Cardiac Valve & Other Major Cardiothoracic Procedures were: 1) Coronary arteriography using two catheters (8855-6), 2) Left heart cardiac catheterization (3722), 3) Replacement of aortic valve with tissue graft (3521), 4) Angiocardiology (885), 5) Monitoring of cardiac output (8967-8), 6) Transfusion (9904-9), 7) Aortocoronary bypass (3610-4).

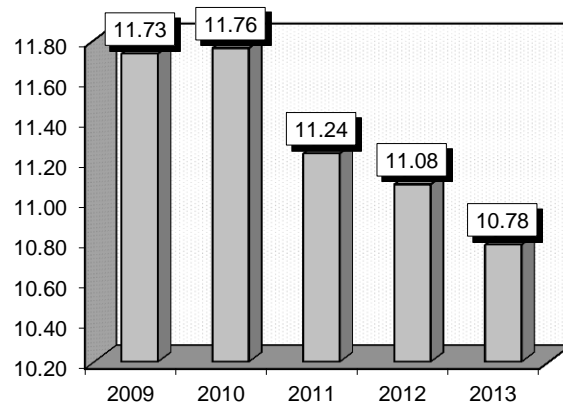
Definitions: **Coronary:** Related to arteries that supply blood and nutrients to the heart. **Aorta:** The largest artery in the body. It carries oxygen-rich blood away from the heart to vessels that reach the rest of the body. **Arteriography:** A procedure to x-ray arteries. The arteries can be seen because of an injection of a dye that outlines the vessels on an x-ray. **Catheter:** A thin, flexible, hollow tube through which fluids enter or leave the body. **Angiocardiology:** An x-ray method using dye in the bloodstream to show the dimension of the heart. X-ray examination of the heart and great blood vessels that follows the course of an opaque fluid which has been injected into the blood stream. **Transfusion:** Replacing blood or blood components a body has lost in surgery, or through an accident.

Gender	2009			2010			2011			2012			2013		
	Cases	Avg LOS	Avg Bill	Cases	Avg LOS	Avg Bill	Cases	Avg LOS	Avg Bill	Cases	Avg LOS	Avg Bill	Cases	Avg LOS	Avg Bill
Male	457	11.82	\$234,585	458	11.46	\$271,842	520	11.15	\$289,801	578	10.99	\$322,128	606	10.00	\$333,600
Female	309	11.61	\$231,672	298	12.22	\$256,792	339	11.37	\$286,264	373	11.22	\$311,500	363	12.09	\$372,974
Age Group	Cases	Avg LOS	Avg Bill	Cases	Avg LOS	Avg Bill	Cases	Avg LOS	Avg Bill	Cases	Avg LOS	Avg Bill	Cases	Avg LOS	Avg Bill
0-17	24	7.08	\$224,800	14	12.36	\$353,450	26	6.96	\$311,037	38	17.76	\$530,164	38	11.11	\$533,752
18-35	25	13.04	\$243,060	19	11.26	\$293,559	23	8.17	\$226,763	21	7.71	\$292,881	23	14.17	\$418,516
36-49	53	11.42	\$220,454	49	12.53	\$262,658	67	11.40	\$266,062	51	13.16	\$309,329	40	9.58	\$304,236
50-64	205	11.62	\$235,680	215	11.68	\$259,382	214	12.51	\$303,526	210	10.77	\$302,594	201	9.75	\$306,002
65+	459	11.99	\$233,817	459	11.72	\$265,499	529	11.04	\$286,685	631	10.73	\$311,826	667	11.03	\$350,775
Total	766	11.73	\$233,410	756	11.76	\$265,909	859	11.24	\$288,405	951	11.08	\$317,959	969	10.78	\$348,350

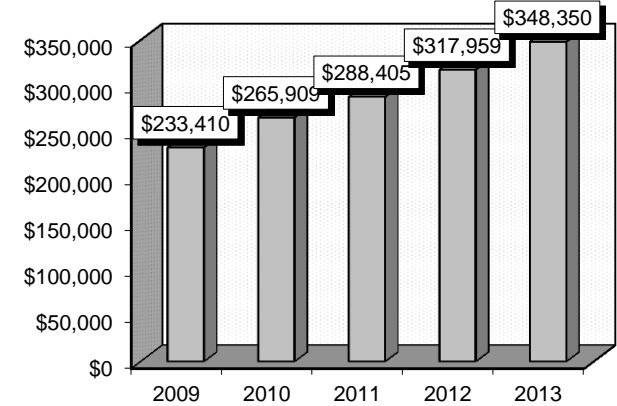
Patient Discharges



Average Length of Stay



Average Billed Charges



County / Hospital	2009			2010			2011			2012			2013		
	Cases	Avg LOS	Avg Bill	Cases	Avg LOS	Avg Bill	Cases	Avg LOS	Avg Bill	Cases	Avg LOS	Avg Bill	Cases	Avg LOS	Avg Bill
Clark															
Centennial Hills	0	0.00	\$0	0	0.00	\$0	0	0.00	\$0	0	0.00	\$0	0	0.00	\$0
Desert Springs	63	15.59	\$270,552	46	15.39	\$288,605	54	14.17	\$312,622	65	12.15	\$317,037	56	13.55	\$345,395
Mountain View	45	15.42	\$315,852	57	13.09	\$360,298	72	10.97	\$382,204	84	11.00	\$415,586	95	14.60	\$542,102
North Vista	0	0.00	\$0	0	0.00	\$0	0	0.00	\$0	0	0.00	\$0	0	0.00	\$0
Southern Hills	0	0.00	\$0	0	0.00	\$0	0	0.00	\$0	0	0.00	\$0	0	0.00	\$0
Spring Valley	14	14.07	\$249,910	32	14.41	\$304,822	25	10.96	\$291,361	29	17.76	\$436,895	24	11.79	\$382,503
St. Rose-Rose de Lima	0	0.00	\$0	0	0.00	\$0	0	0.00	\$0	0	0.00	\$0	0	0.00	\$0
St. Rose-San Martin	99	10.34	\$225,270	100	10.11	\$252,343	133	12.24	\$314,433	133	10.74	\$296,425	65	9.98	\$305,379
St. Rose-Siena	47	11.66	\$258,088	49	13.29	\$304,828	58	10.21	\$253,664	63	10.38	\$330,158	112	10.62	\$313,019
Summerlin	48	12.44	\$304,518	43	12.77	\$345,192	52	11.94	\$392,988	51	12.55	\$368,208	54	11.83	\$386,863
Sunrise	127	10.57	\$279,812	130	10.45	\$318,702	163	8.99	\$331,103	209	11.58	\$413,099	217	9.91	\$472,546
UMC	35	15.37	\$252,563	39	17.97	\$279,806	45	16.24	\$292,899	48	18.79	\$368,414	45	14.44	\$351,201
Valley	69	15.88	\$254,238	64	15.09	\$310,863	49	15.33	\$334,041	43	13.14	\$321,151	45	17.04	\$428,465
Total	547	12.83	\$266,406	560	12.77	\$305,036	651	11.70	\$325,914	725	12.19	\$365,546	713	11.88	\$411,568
Washoe															
Carson Tahoe	61	6.93	\$144,468	43	7.37	\$161,142	39	7.62	\$157,490	50	7.50	\$170,076	56	8.77	\$186,221
Northern Nevada	0	0.00	\$0	0	0.00	\$0	0	0.00	\$0	0	0.00	\$0	0	0.00	\$0
Renown Regional	85	10.58	\$146,626	97	9.88	\$143,270	137	10.23	\$166,412	137	7.34	\$158,007	126	7.07	\$157,815
Renown S. Meadows	0	0.00	\$0	0	0.00	\$0	0	0.00	\$0	0	0.00	\$0	0	0.00	\$0
Saint Mary's	73	8.86	\$161,540	56	8.29	\$167,519	32	10.53	\$207,165	39	8.15	\$184,813	74	8.01	\$186,360
Sierra Surgery	0	0.00	\$0	0	0.00	\$0	0	0.00	\$0	0	0.00	\$0	0	0.00	\$0
Total	219	8.99	\$150,996	196	8.87	\$154,119	208	9.78	\$171,009	226	7.52	\$165,303	256	7.71	\$172,280
Rural															
Battle Mountain	0	0.00	\$0	0	0.00	\$0	0	0.00	\$0	0	0.00	\$0	0	0.00	\$0
Boulder City	0	0.00	\$0	0	0.00	\$0	0	0.00	\$0	0	0.00	\$0	0	0.00	\$0
Carson Valley	0	0.00	\$0	0	0.00	\$0	0	0.00	\$0	0	0.00	\$0	0	0.00	\$0
Churchill	0	0.00	\$0	0	0.00	\$0	0	0.00	\$0	0	0.00	\$0	0	0.00	\$0
Desert View	0	0.00	\$0	0	0.00	\$0	0	0.00	\$0	0	0.00	\$0	0	0.00	\$0
Grover C. Dils	0	0.00	\$0	0	0.00	\$0	0	0.00	\$0	0	0.00	\$0	0	0.00	\$0
Humboldt	0	0.00	\$0	0	0.00	\$0	0	0.00	\$0	0	0.00	\$0	0	0.00	\$0
Incline Village	0	0.00	\$0	0	0.00	\$0	0	0.00	\$0	0	0.00	\$0	0	0.00	\$0
Mesa View	0	0.00	\$0	0	0.00	\$0	0	0.00	\$0	0	0.00	\$0	0	0.00	\$0
Mount Grant	0	0.00	\$0	0	0.00	\$0	0	0.00	\$0	0	0.00	\$0	0	0.00	\$0
Northeastern	0	0.00	\$0	0	0.00	\$0	0	0.00	\$0	0	0.00	\$0	0	0.00	\$0
Nye	0	0.00	\$0	0	0.00	\$0	0	0.00	\$0	0	0.00	\$0	0	0.00	\$0
Pershing	0	0.00	\$0	0	0.00	\$0	0	0.00	\$0	0	0.00	\$0	0	0.00	\$0
South Lyon	0	0.00	\$0	0	0.00	\$0	0	0.00	\$0	0	0.00	\$0	0	0.00	\$0
William Bee Ririe	0	0.00	\$0	0	0.00	\$0	0	0.00	\$0	0	0.00	\$0	0	0.00	\$0
Total	0	0.00	\$0	0	0.00	\$0	0	0.00	\$0	0	0.00	\$0	0	0.00	\$0
All Counties	766	11.73	\$233,410	756	11.76	\$265,909	859	11.24	\$288,405	951	11.08	\$317,959	969	10.78	\$348,350

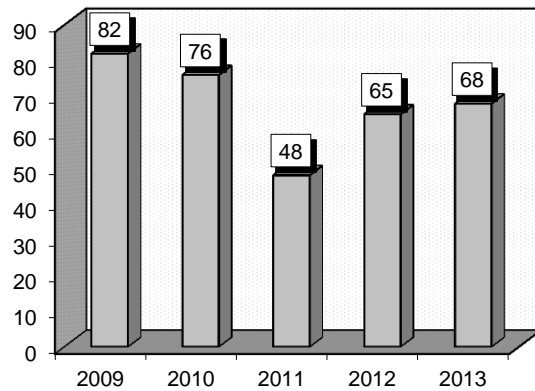
Coronary Bypass With PTCA (231-232)

Procedures: that frequently accompanied Coronary Bypass With PTCA were: 1) Coronary arteriography (8855-6), 2) Cardiac catheterization (3721-2), 3) Replacement of aortic valve with tissue graft (3521), 4) Angiocardiology (8850-4), 5) Mammary coronary bypass (3615-6), 6) Aortocoronary bypass (3610-4).

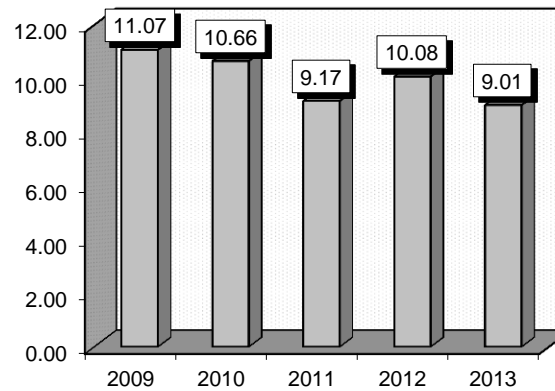
Definitions: **PTCA:** A technique to treat heart disease and chest pain by using angioplasty in the coronary arteries to permit more blood flow into the heart. **Angioplasty:** A procedure in which a special catheter with an inflatable balloon at one end is used to open blocked coronary arteries. **Coronary:** Related to arteries that supply blood and nutrients to the heart. **Aorta:** The largest artery in the body. It carries oxygen-rich blood away from the heart to vessels that reach the rest of the body. **Arteriography:** A procedure to x-ray arteries. The arteries can be seen because of an injection of a dye that outlines the vessels on an x-ray. **Catheter:** A thin, flexible, hollow tube through which fluids enter or leave the body. **Angiocardiology:** An x-ray method using dye in the bloodstream to show the dimension of the heart. X-ray examination of the heart and great blood vessels that follows the course of an opaque fluid which has been injected into the blood stream. **Angiocardiology:** An x-ray method using dye in the bloodstream to show the dimension of the heart.

Gender	2009			2010			2011			2012			2013		
	Cases	Avg LOS	Avg Bill	Cases	Avg LOS	Avg Bill	Cases	Avg LOS	Avg Bill	Cases	Avg LOS	Avg Bill	Cases	Avg LOS	Avg Bill
Male	62	10.84	\$229,076	62	10.31	\$254,660	37	9.08	\$267,362	53	9.60	\$317,287	55	9.22	\$311,699
Female	20	11.80	\$265,057	14	12.21	\$330,785	11	9.45	\$299,081	12	12.17	\$323,388	13	8.15	\$258,276
Age Group	Cases	Avg LOS	Avg Bill	Cases	Avg LOS	Avg Bill	Cases	Avg LOS	Avg Bill	Cases	Avg LOS	Avg Bill	Cases	Avg LOS	Avg Bill
0-17	0	0.00	\$0	0	0.00	\$0	0	0.00	\$0	0	0.00	\$0	0	0.00	\$0
18-35	0	0.00	\$0	0	0.00	\$0	0	0.00	\$0	0	0.00	\$0	0	0.00	\$0
36-49	10	8.00	\$188,202	4	8.25	\$228,016	2	9.00	\$268,546	6	8.67	\$352,302	1	12.00	\$330,153
50-64	36	11.78	\$229,903	36	11.36	\$276,863	23	10.00	\$294,746	30	9.17	\$287,948	38	9.21	\$312,039
65+	36	11.22	\$259,593	36	10.22	\$265,022	23	8.35	\$255,045	29	11.31	\$342,918	29	8.66	\$286,668
Total	82	11.07	\$237,852	76	10.66	\$268,683	48	9.17	\$274,631	65	10.08	\$318,414	68	9.01	\$301,486

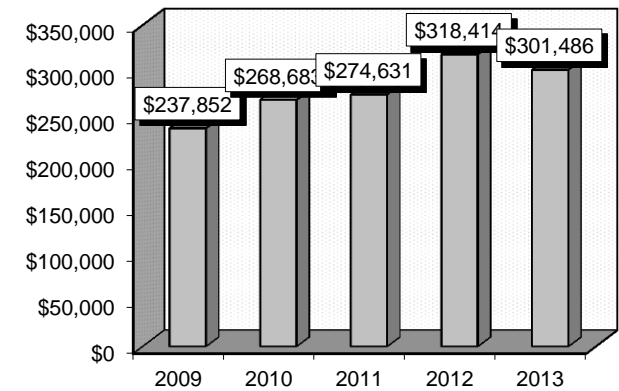
Patient Discharges



Average Length of Stay



Average Billed Charges



County / Hospital	2009			2010			2011			2012			2013		
	Cases	Avg LOS	Avg Bill	Cases	Avg LOS	Avg Bill	Cases	Avg LOS	Avg Bill	Cases	Avg LOS	Avg Bill	Cases	Avg LOS	Avg Bill
Clark															
Centennial Hills	0	0.00	\$0	0	0.00	\$0	0	0.00	\$0	0	0.00	\$0	0	0.00	\$0
Desert Springs	13	13.15	\$251,588	8	12.75	\$265,512	6	10.00	\$327,651	7	9.14	\$273,489	4	13.75	\$348,024
Mountain View	7	12.14	\$252,887	6	13.17	\$390,458	4	11.25	\$418,820	10	14.40	\$479,348	9	8.11	\$378,787
North Vista	0	0.00	\$0	0	0.00	\$0	0	0.00	\$0	0	0.00	\$0	0	0.00	\$0
Southern Hills	0	0.00	\$0	0	0.00	\$0	0	0.00	\$0	0	0.00	\$0	0	0.00	\$0
Spring Valley	3	9.33	\$234,540	5	9.80	\$301,249	3	11.33	\$303,484	3	8.00	\$261,865	3	13.33	\$422,239
St. Rose-Rose de Lima	0	0.00	\$0	0	0.00	\$0	0	0.00	\$0	0	0.00	\$0	0	0.00	\$0
St. Rose-San Martin	1	5.00	\$186,021	0	0.00	\$0	2	9.00	\$262,759	1	6.00	\$206,993	1	6.00	\$257,704
St. Rose-Siena	9	10.11	\$234,456	3	9.67	\$230,875	5	8.80	\$250,073	9	11.00	\$309,938	10	12.50	\$371,541
Summerlin	6	10.00	\$232,030	8	10.50	\$358,030	4	10.75	\$271,510	4	7.50	\$394,966	6	6.67	\$286,051
Sunrise	7	6.86	\$225,426	11	9.73	\$325,728	6	6.33	\$294,767	8	10.13	\$414,081	7	8.57	\$389,820
UMC	3	8.00	\$256,520	1	6.00	\$253,417	1	21.00	\$342,758	1	12.00	\$336,156	2	19.00	\$329,667
Valley	14	15.14	\$326,534	9	11.56	\$297,043	5	8.80	\$288,949	5	13.80	\$374,549	5	9.80	\$378,876
Total	63	11.49	\$259,552	51	10.98	\$314,505	36	9.64	\$304,713	48	11.02	\$366,487	47	10.34	\$362,548
Washoe															
Carson Tahoe	4	6.75	\$167,333	7	8.29	\$177,732	3	5.33	\$198,330	4	8.00	\$178,241	4	6.00	\$162,387
Northern Nevada	0	0.00	\$0	0	0.00	\$0	0	0.00	\$0	0	0.00	\$0	0	0.00	\$0
Renown Regional	8	9.75	\$147,522	16	10.69	\$171,140	7	9.14	\$184,771	10	7.00	\$176,475	14	6.14	\$156,797
Renown S. Meadows	0	0.00	\$0	0	0.00	\$0	0	0.00	\$0	0	0.00	\$0	0	0.00	\$0
Saint Mary's	7	11.29	\$186,080	2	10.50	\$198,895	2	6.50	\$162,124	3	8.00	\$209,275	3	5.67	\$205,517
Sierra Surgery	0	0.00	\$0	0	0.00	\$0	0	0.00	\$0	0	0.00	\$0	0	0.00	\$0
Total	19	9.68	\$165,898	25	10.00	\$175,206	12	7.75	\$184,386	17	7.41	\$182,679	21	6.05	\$164,822
Rural															
Battle Mountain	0	0.00	\$0	0	0.00	\$0	0	0.00	\$0	0	0.00	\$0	0	0.00	\$0
Boulder City	0	0.00	\$0	0	0.00	\$0	0	0.00	\$0	0	0.00	\$0	0	0.00	\$0
Carson Valley	0	0.00	\$0	0	0.00	\$0	0	0.00	\$0	0	0.00	\$0	0	0.00	\$0
Churchill	0	0.00	\$0	0	0.00	\$0	0	0.00	\$0	0	0.00	\$0	0	0.00	\$0
Desert View	0	0.00	\$0	0	0.00	\$0	0	0.00	\$0	0	0.00	\$0	0	0.00	\$0
Grover C. Dils	0	0.00	\$0	0	0.00	\$0	0	0.00	\$0	0	0.00	\$0	0	0.00	\$0
Humboldt	0	0.00	\$0	0	0.00	\$0	0	0.00	\$0	0	0.00	\$0	0	0.00	\$0
Incline Village	0	0.00	\$0	0	0.00	\$0	0	0.00	\$0	0	0.00	\$0	0	0.00	\$0
Mesa View	0	0.00	\$0	0	0.00	\$0	0	0.00	\$0	0	0.00	\$0	0	0.00	\$0
Mount Grant	0	0.00	\$0	0	0.00	\$0	0	0.00	\$0	0	0.00	\$0	0	0.00	\$0
Northeastern	0	0.00	\$0	0	0.00	\$0	0	0.00	\$0	0	0.00	\$0	0	0.00	\$0
Nye	0	0.00	\$0	0	0.00	\$0	0	0.00	\$0	0	0.00	\$0	0	0.00	\$0
Pershing	0	0.00	\$0	0	0.00	\$0	0	0.00	\$0	0	0.00	\$0	0	0.00	\$0
South Lyon	0	0.00	\$0	0	0.00	\$0	0	0.00	\$0	0	0.00	\$0	0	0.00	\$0
William Bee Ririe	0	0.00	\$0	0	0.00	\$0	0	0.00	\$0	0	0.00	\$0	0	0.00	\$0
Total	0	0.00	\$0	0	0.00	\$0	0	0.00	\$0	0	0.00	\$0	0	0.00	\$0
All Counties	82	11.07	\$237,852	76	10.66	\$268,683	48	9.17	\$274,631	65	10.08	\$318,414	68	9.01	\$301,486

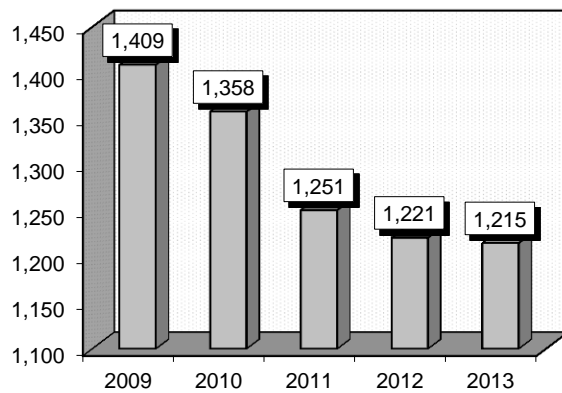
Coronary Bypass (233-236)

Diagnoses & Procedures: that frequently accompanied Coronary Bypass were: 1) Coronary atherosclerosis of native coronary artery (41401), 2) Subendocardial infarction, initial episode of care (41071), 3) Acute myocardial infarction (AMI) (41001-11), 4) (Aorto)coronary bypass of two coronary arteries (3612), 5) (Aorto)coronary bypass of three coronary arteries (3613), 6) (Aorto)coronary bypass of four or more coronary arteries (3614), 7) (Aorto)coronary bypass of one coronary artery (3611).

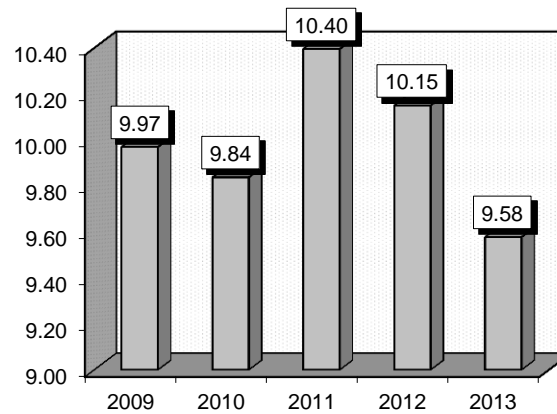
Definitions: Coronary Bypass: When one or more coronary arteries are blocked, said arteries are bypassed through the grafting of a healthy artery from another part of the body. **Atherosclerosis:** A build up of plaques within the arteries. These plaques consist of cholesterol and lipids (fats). **Subendocardial:** Located under the endocardium which is a membrane that lines the interior of the heart. **Myocardial Infarction:** A heart attack.

Gender	2009			2010			2011			2012			2013		
	Cases	Avg LOS	Avg Bill	Cases	Avg LOS	Avg Bill	Cases	Avg LOS	Avg Bill	Cases	Avg LOS	Avg Bill	Cases	Avg LOS	Avg Bill
Male	1,071	9.69	\$180,328	1,066	9.60	\$198,681	938	10.22	\$229,739	934	9.98	\$242,820	930	9.20	\$257,977
Female	338	10.85	\$199,532	292	10.71	\$214,627	313	10.91	\$244,376	287	10.70	\$255,532	285	10.80	\$281,000
Age Group	Cases	Avg LOS	Avg Bill	Cases	Avg LOS	Avg Bill	Cases	Avg LOS	Avg Bill	Cases	Avg LOS	Avg Bill	Cases	Avg LOS	Avg Bill
0-17	0	0.00	\$0	0	0.00	\$0	0	0.00	\$0	0	0.00	\$0	0	0.00	\$0
18-35	3	7.00	\$177,510	7	8.00	\$190,031	3	9.33	\$225,385	2	4.50	\$169,941	3	9.67	\$241,066
36-49	108	9.00	\$171,915	100	9.65	\$192,492	65	8.80	\$221,426	73	9.29	\$243,807	83	8.66	\$251,317
50-64	558	9.92	\$180,916	489	9.60	\$196,307	429	10.20	\$224,527	433	10.03	\$233,732	411	9.51	\$269,185
65+	740	10.16	\$189,897	762	10.04	\$207,208	754	10.65	\$239,515	713	10.32	\$253,560	718	9.72	\$261,541
Total	1,409	9.97	\$184,935	1,358	9.84	\$202,110	1,251	10.40	\$233,401	1,221	10.15	\$245,808	1,215	9.58	\$263,378

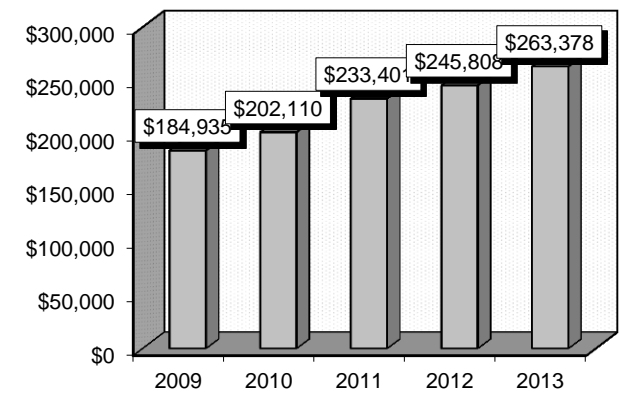
Patient Discharges



Average Length of Stay



Average Billed Charges



County / Hospital	2009			2010			2011			2012			2013		
	Cases	Avg LOS	Avg Bill	Cases	Avg LOS	Avg Bill	Cases	Avg LOS	Avg Bill	Cases	Avg LOS	Avg Bill	Cases	Avg LOS	Avg Bill
Clark															
Centennial Hills	0	0.00	\$0	0	0.00	\$0	0	0.00	\$0	0	0.00	\$0	0	0.00	\$0
Desert Springs	181	9.86	\$162,933	168	9.91	\$192,816	159	11.62	\$237,554	132	10.08	\$243,150	103	10.92	\$266,632
Mountain View	109	10.94	\$221,052	85	10.65	\$250,158	78	11.14	\$323,445	76	11.55	\$340,172	97	11.66	\$390,748
North Vista	0	0.00	\$0	0	0.00	\$0	0	0.00	\$0	0	0.00	\$0	0	0.00	\$0
Southern Hills	0	0.00	\$0	0	0.00	\$0	0	0.00	\$0	0	0.00	\$0	0	0.00	\$0
Spring Valley	54	12.26	\$210,986	69	11.68	\$237,175	80	11.11	\$255,073	76	12.71	\$275,388	73	10.22	\$276,210
St. Rose-Rose de Lima	0	0.00	\$0	0	0.00	\$0	0	0.00	\$0	0	0.00	\$0	0	0.00	\$0
St. Rose-San Martin	79	10.30	\$194,830	88	8.53	\$193,629	81	10.52	\$238,744	95	9.27	\$230,020	66	7.79	\$220,228
St. Rose-Siena	122	9.61	\$200,176	124	9.60	\$210,192	110	10.34	\$231,563	107	11.32	\$254,572	161	9.30	\$234,459
Summerlin	121	10.88	\$211,990	119	10.03	\$227,873	107	10.13	\$251,129	84	9.60	\$266,655	90	9.89	\$290,194
Sunrise	236	9.38	\$232,574	221	9.93	\$255,267	218	9.73	\$286,416	208	9.71	\$328,581	184	9.29	\$390,949
UMC	73	11.33	\$183,359	78	12.45	\$213,833	88	12.11	\$221,369	95	13.32	\$242,767	107	12.10	\$248,717
Valley	143	12.47	\$201,339	117	12.07	\$223,198	85	13.40	\$264,669	97	12.02	\$255,020	83	11.66	\$280,083
Total	1,118	10.52	\$203,494	1,069	10.37	\$223,993	1,006	10.94	\$257,955	970	10.85	\$274,756	964	10.25	\$296,394
Washoe															
Carson Tahoe	59	7.51	\$129,711	50	7.88	\$136,016	46	7.04	\$130,386	46	7.13	\$144,207	46	7.96	\$144,615
Northern Nevada	0	0.00	\$0	0	0.00	\$0	0	0.00	\$0	0	0.00	\$0	0	0.00	\$0
Renown Regional	150	8.09	\$102,830	146	8.43	\$114,069	143	8.59	\$128,795	160	7.48	\$127,118	137	6.53	\$128,026
Renown S. Meadows	0	0.00	\$0	0	0.00	\$0	0	0.00	\$0	0	0.00	\$0	0	0.00	\$0
Saint Mary's	82	7.66	\$121,825	93	6.97	\$124,319	56	8.02	\$144,052	45	7.67	\$147,691	68	7.34	\$148,360
Sierra Surgery	0	0.00	\$0	0	0.00	\$0	0	0.00	\$0	0	0.00	\$0	0	0.00	\$0
Total	291	7.85	\$113,632	289	7.87	\$121,164	245	8.17	\$132,581	251	7.45	\$133,938	251	7.01	\$136,575
Rural															
Battle Mountain	0	0.00	\$0	0	0.00	\$0	0	0.00	\$0	0	0.00	\$0	0	0.00	\$0
Boulder City	0	0.00	\$0	0	0.00	\$0	0	0.00	\$0	0	0.00	\$0	0	0.00	\$0
Carson Valley	0	0.00	\$0	0	0.00	\$0	0	0.00	\$0	0	0.00	\$0	0	0.00	\$0
Churchill	0	0.00	\$0	0	0.00	\$0	0	0.00	\$0	0	0.00	\$0	0	0.00	\$0
Desert View	0	0.00	\$0	0	0.00	\$0	0	0.00	\$0	0	0.00	\$0	0	0.00	\$0
Grover C. Dils	0	0.00	\$0	0	0.00	\$0	0	0.00	\$0	0	0.00	\$0	0	0.00	\$0
Humboldt	0	0.00	\$0	0	0.00	\$0	0	0.00	\$0	0	0.00	\$0	0	0.00	\$0
Incline Village	0	0.00	\$0	0	0.00	\$0	0	0.00	\$0	0	0.00	\$0	0	0.00	\$0
Mesa View	0	0.00	\$0	0	0.00	\$0	0	0.00	\$0	0	0.00	\$0	0	0.00	\$0
Mount Grant	0	0.00	\$0	0	0.00	\$0	0	0.00	\$0	0	0.00	\$0	0	0.00	\$0
Northeastern	0	0.00	\$0	0	0.00	\$0	0	0.00	\$0	0	0.00	\$0	0	0.00	\$0
Nye	0	0.00	\$0	0	0.00	\$0	0	0.00	\$0	0	0.00	\$0	0	0.00	\$0
Pershing	0	0.00	\$0	0	0.00	\$0	0	0.00	\$0	0	0.00	\$0	0	0.00	\$0
South Lyon	0	0.00	\$0	0	0.00	\$0	0	0.00	\$0	0	0.00	\$0	0	0.00	\$0
William Bee Ririe	0	0.00	\$0	0	0.00	\$0	0	0.00	\$0	0	0.00	\$0	0	0.00	\$0
Total	0	0.00	\$0	0	0.00	\$0	0	0.00	\$0	0	0.00	\$0	0	0.00	\$0
All Counties	1,409	9.97	\$184,935	1,358	9.84	\$202,110	1,251	10.40	\$233,401	1,221	10.15	\$245,808	1,215	9.58	\$263,378

Major Cardiovascular Procedures (237-238)

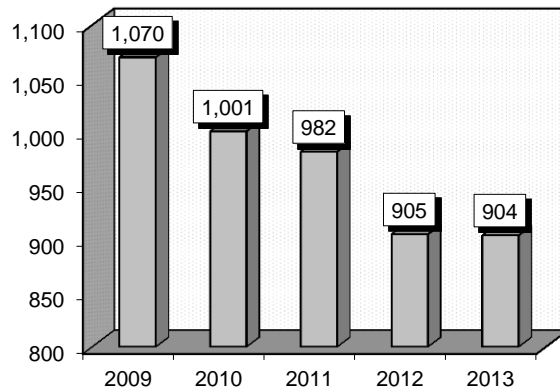
Procedures: that frequently accompanied Major Cardiovascular Procedures were: 1) Implant of pulsation balloon (3761), 2) Coronary arteriography (8855-6), 3) Cardiac catheterization (3721-2), 4) Aorta-iliac-femoral bypass (3925), 5) Resection of abdominal aorta with replacement (3844), 6) Aortography (8842), 7) Angioplasty or atherectomy of non-coronary vessel (3950).

Definitions: Cardiovascular disease: Any abnormal condition characterized by dysfunction of the heart and blood vessels. **Atherosclerosis:** Yellowish plaques of cholesterol, other lipids and cellular debris in the inner layers of the walls of arteries. **Cardiac catheterization:** A diagnostic procedure in which a catheter is introduced into a large vein and threaded through the circulatory system to the heart. **Bypass:** A procedure to divert the flow of blood thereby bypassing a narrowing or blockage in a blood vessel. **Aneurysm:** A localized dilation of the wall of a blood vessel. **Arteriography:** Radiologic visualization of arteries after a radioopaque contrast medium is introduced into the bloodstream. **Catheter:** A hollow flexible tube that can be inserted into a vessel or cavity of the body. **Angioplasty:** A procedure in which a special catheter with an inflatable balloon at one end is used to open blocked coronary arteries.

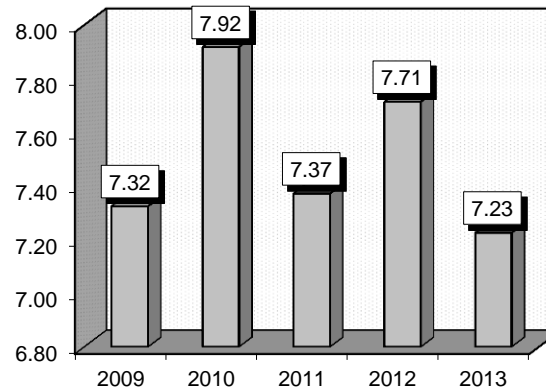
Comment: Cardiovascular procedures include (but are not limited to) diagnostic cardiac catheterization, coronary artery bypass graft procedures, cardiac pacemaker procedures, and heart valve procedures.

Gender	2009			2010			2011			2012			2013		
	Cases	Avg LOS	Avg Bill	Cases	Avg LOS	Avg Bill	Cases	Avg LOS	Avg Bill	Cases	Avg LOS	Avg Bill	Cases	Avg LOS	Avg Bill
Male	725	6.94	\$141,413	650	7.26	\$158,845	658	7.10	\$169,780	606	7.70	\$187,761	606	6.82	\$184,409
Female	345	8.14	\$144,926	351	9.15	\$167,149	324	7.92	\$158,661	299	7.74	\$158,018	298	8.05	\$187,498
Age Group	Cases	Avg LOS	Avg Bill	Cases	Avg LOS	Avg Bill	Cases	Avg LOS	Avg Bill	Cases	Avg LOS	Avg Bill	Cases	Avg LOS	Avg Bill
0-17	56	16.39	\$322,623	52	24.02	\$452,667	41	18.71	\$449,960	36	23.69	\$486,078	39	30.64	\$652,671
18-35	23	8.78	\$123,419	20	8.80	\$150,026	20	7.55	\$172,689	24	7.63	\$146,488	27	9.11	\$150,721
36-49	66	6.61	\$109,195	77	7.84	\$143,110	60	8.42	\$157,351	51	5.47	\$143,805	45	8.09	\$180,982
50-64	266	6.98	\$133,660	235	7.16	\$141,412	244	8.14	\$155,863	204	8.20	\$167,799	220	6.51	\$159,131
65+	659	6.71	\$134,838	617	6.83	\$147,695	617	6.21	\$151,941	590	6.77	\$166,867	573	5.75	\$165,706
Total	1,070	7.32	\$142,546	1,001	7.92	\$161,757	982	7.37	\$166,112	905	7.71	\$177,936	904	7.23	\$185,427

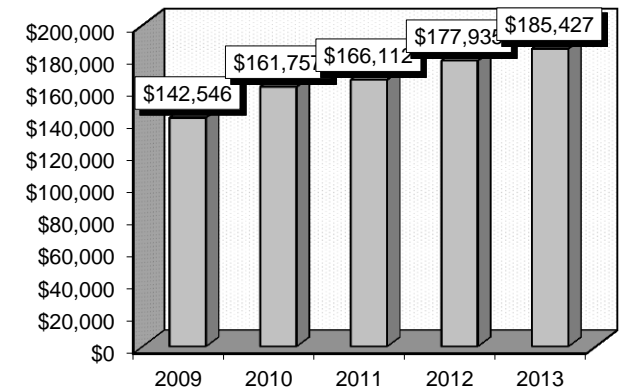
Patient Discharges



Average Length of Stay



Average Billed Charges



County / Hospital	2009			2010			2011			2012			2013		
	Cases	Avg LOS	Avg Bill	Cases	Avg LOS	Avg Bill	Cases	Avg LOS	Avg Bill	Cases	Avg LOS	Avg Bill	Cases	Avg LOS	Avg Bill
Clark															
Centennial Hills	13	2.69	\$85,872	13	2.85	\$77,762	10	3.00	\$81,295	21	3.71	\$105,425	16	4.81	\$179,228
Desert Springs	59	8.93	\$137,068	52	8.33	\$160,640	85	6.47	\$167,940	75	7.00	\$182,057	61	6.28	\$182,236
Mountain View	47	8.83	\$185,607	41	7.90	\$181,597	62	7.15	\$163,803	64	6.55	\$201,475	72	6.26	\$191,291
North Vista	3	8.33	\$103,130	2	12.00	\$157,124	1	8.00	\$110,988	2	8.50	\$222,756	6	4.33	\$117,954
Southern Hills	15	3.53	\$91,174	14	3.79	\$138,647	10	5.70	\$126,598	13	5.15	\$133,300	21	5.24	\$144,430
Spring Valley	57	7.04	\$170,900	82	6.93	\$193,917	31	6.68	\$169,737	42	7.24	\$199,656	44	8.25	\$203,410
St. Rose-Rose de Lima	11	6.36	\$112,931	6	10.50	\$150,311	3	6.67	\$94,181	3	2.00	\$71,743	4	5.75	\$158,956
St. Rose-San Martin	38	8.63	\$125,710	86	6.42	\$151,235	88	5.09	\$151,881	72	4.43	\$145,270	45	6.04	\$184,155
St. Rose-Siena	75	7.41	\$125,059	54	7.13	\$131,384	77	7.32	\$155,132	67	8.42	\$174,996	68	5.97	\$184,204
Summerlin	32	8.91	\$191,749	43	9.02	\$180,203	47	7.53	\$174,594	41	10.02	\$255,947	33	8.82	\$251,169
Sunrise	256	8.91	\$194,779	221	10.22	\$225,587	194	9.75	\$244,560	152	12.32	\$287,391	165	12.11	\$311,428
UMC	98	5.87	\$121,041	53	8.85	\$150,211	39	11.64	\$149,785	46	12.93	\$198,475	42	8.93	\$168,172
Valley	119	7.59	\$158,054	90	8.81	\$184,903	107	7.83	\$193,061	56	6.95	\$200,528	65	5.71	\$170,669
Total	823	7.84	\$159,676	757	8.39	\$182,530	754	7.78	\$185,179	654	8.51	\$208,353	642	8.02	\$217,644
Washoe															
Carson Tahoe	84	4.05	\$89,151	72	3.58	\$82,982	58	4.52	\$100,671	58	4.60	\$110,814	84	5.01	\$112,038
Northern Nevada	2	4.00	\$68,683	5	10.00	\$162,797	3	4.67	\$113,220	8	6.63	\$138,606	5	5.40	\$156,691
Renown Regional	107	6.87	\$80,681	113	7.89	\$95,564	103	7.48	\$100,991	144	6.10	\$86,481	133	5.50	\$97,600
Renown S. Meadows	0	0.00	\$0	0	0.00	\$0	0	0.00	\$0	0	0.00	\$0	0	0.00	\$0
Saint Mary's	54	5.54	\$89,841	53	7.04	\$115,250	63	5.17	\$109,216	41	5.24	\$116,559	40	5.18	\$118,086
Sierra Surgery	0	0.00	\$0	0	0.00	\$0	0	0.00	\$0	0	0.00	\$0	0	0.00	\$0
Total	247	5.60	\$85,467	243	6.47	\$97,513	227	6.04	\$103,354	251	5.63	\$98,678	262	5.29	\$106,485
Rural															
Battle Mountain	0	0.00	\$0	0	0.00	\$0	0	0.00	\$0	0	0.00	\$0	0	0.00	\$0
Boulder City	0	0.00	\$0	0	0.00	\$0	0	0.00	\$0	0	0.00	\$0	0	0.00	\$0
Carson Valley	0	0.00	\$0	0	0.00	\$0	0	0.00	\$0	0	0.00	\$0	0	0.00	\$0
Churchill	0	0.00	\$0	0	0.00	\$0	0	0.00	\$0	0	0.00	\$0	0	0.00	\$0
Desert View	0	0.00	\$0	0	0.00	\$0	0	0.00	\$0	0	0.00	\$0	0	0.00	\$0
Grover C. Dils	0	0.00	\$0	0	0.00	\$0	0	0.00	\$0	0	0.00	\$0	0	0.00	\$0
Humboldt	0	0.00	\$0	0	0.00	\$0	0	0.00	\$0	0	0.00	\$0	0	0.00	\$0
Incline Village	0	0.00	\$0	0	0.00	\$0	0	0.00	\$0	0	0.00	\$0	0	0.00	\$0
Mesa View	0	0.00	\$0	0	0.00	\$0	0	0.00	\$0	0	0.00	\$0	0	0.00	\$0
Mount Grant	0	0.00	\$0	0	0.00	\$0	0	0.00	\$0	0	0.00	\$0	0	0.00	\$0
Northeastern	0	0.00	\$0	1	5.00	\$47,977	1	2.00	\$34,919	0	0.00	\$0	0	0.00	\$0
Nye	0	0.00	\$0	0	0.00	\$0	0	0.00	\$0	0	0.00	\$0	0	0.00	\$0
Pershing	0	0.00	\$0	0	0.00	\$0	0	0.00	\$0	0	0.00	\$0	0	0.00	\$0
South Lyon	0	0.00	\$0	0	0.00	\$0	0	0.00	\$0	0	0.00	\$0	0	0.00	\$0
William Bee Ririe	0	0.00	\$0	0	0.00	\$0	0	0.00	\$0	0	0.00	\$0	0	0.00	\$0
Total	0	0.00	\$0	1	5.00	\$47,977	1	2.00	\$34,919	0	0.00	\$0	0	0.00	\$0
All Counties	1,070	7.32	\$142,546	1,001	7.92	\$161,757	982	7.37	\$166,112	905	7.71	\$177,935	904	7.23	\$185,427

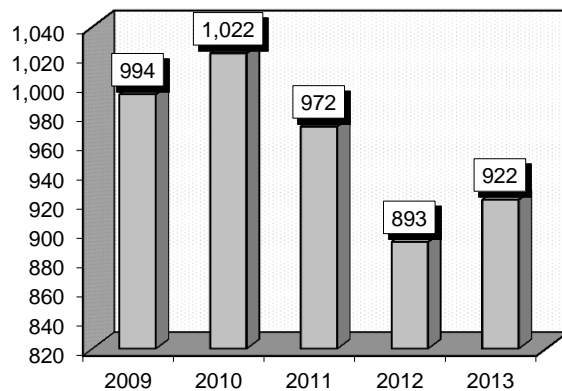
Permanent Cardiac Pacemaker Implant (242-244)

Diagnoses & Procedures: that frequently accompanied Permanent Cardiac Pacemaker Implant were: 1) Sinoatrial node dysfunction (42781), 2) Atrioventricular block, complete (4260), 3) Other specified cardiac dysrhythmias (42789), 4) Atrial fibrillation (42731), 5) Initial insertion of transvenous leads [electrodes] into atrium and ventricle (3772), 6) Initial insertion of dual-chamber device (3783), 7) Initial insertion of transvenous lead [electrode] into ventricle (3771).

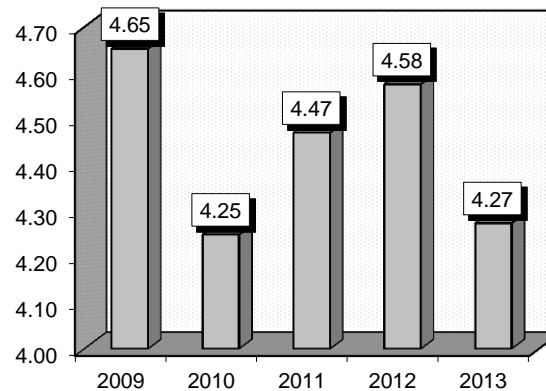
Definitions: **Sinoatrial node:** Specialized heart muscle fibers that are located in the back, right of the heart. These muscles generate an electrical pulse that causes the heartbeat. **Atrioventricular block:** A repeatedly occurring sudden loss of consciousness caused by an impaired electrical conduction in the sinoatrial node. **Subendocardial:** Located under the endocardium which is a membrane that lines the interior of the heart. **Myocardial Infarction:** A heart attack. **Dysrhythmia:** An irregular heartbeat. **Atrial Fibrillation:** A rapid fluttering or twitching of the heart muscles.

Gender	2009			2010			2011			2012			2013		
	Cases	Avg LOS	Avg Bill	Cases	Avg LOS	Avg Bill	Cases	Avg LOS	Avg Bill	Cases	Avg LOS	Avg Bill	Cases	Avg LOS	Avg Bill
Male	586	4.67	\$90,667	549	4.11	\$94,778	559	4.37	\$108,585	501	4.49	\$118,394	525	4.07	\$114,974
Female	408	4.63	\$90,515	473	4.41	\$92,418	413	4.61	\$101,989	392	4.68	\$112,735	397	4.54	\$118,957
Age Group	Cases	Avg LOS	Avg Bill	Cases	Avg LOS	Avg Bill	Cases	Avg LOS	Avg Bill	Cases	Avg LOS	Avg Bill	Cases	Avg LOS	Avg Bill
0-17	3	7.67	\$113,652	4	8.75	\$141,589	8	6.63	\$115,019	4	4.75	\$252,552	7	1.71	\$79,815
18-35	14	3.86	\$92,178	10	5.90	\$102,760	5	2.80	\$97,358	8	3.38	\$111,059	5	4.60	\$99,250
36-49	22	3.86	\$80,106	33	3.06	\$69,242	24	3.83	\$113,220	15	4.27	\$114,046	22	5.27	\$147,788
50-64	148	4.78	\$94,490	124	4.13	\$101,102	130	4.39	\$104,404	115	4.78	\$117,993	107	4.51	\$121,673
65+	807	4.65	\$90,066	851	4.27	\$93,221	805	4.49	\$105,744	751	4.56	\$114,952	781	4.23	\$115,572
Total	994	4.65	\$90,605	1,022	4.25	\$93,686	972	4.47	\$105,782	893	4.58	\$115,910	922	4.27	\$116,689

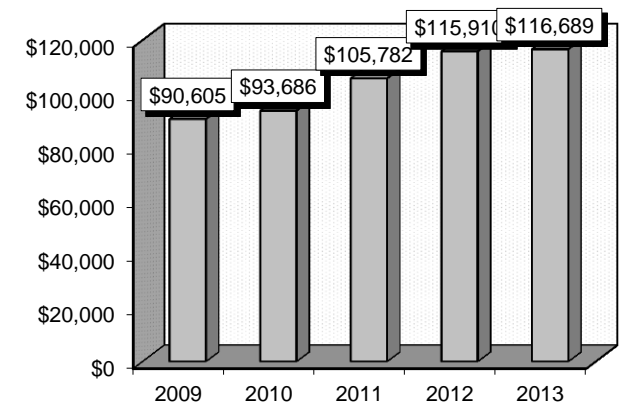
Patient Discharges



Average Length of Stay



Average Billed Charges



County / Hospital	2009			2010			2011			2012			2013		
	Cases	Avg LOS	Avg Bill	Cases	Avg LOS	Avg Bill	Cases	Avg LOS	Avg Bill	Cases	Avg LOS	Avg Bill	Cases	Avg LOS	Avg Bill
Clark															
Centennial Hills	30	5.40	\$113,477	37	3.95	\$125,395	34	2.79	\$106,456	29	4.31	\$139,542	22	3.59	\$152,571
Desert Springs	137	5.04	\$97,347	104	3.53	\$94,654	100	4.24	\$111,555	83	4.28	\$122,701	68	3.99	\$117,445
Mountain View	85	4.12	\$88,176	79	4.08	\$97,234	93	4.26	\$106,649	86	5.12	\$128,418	76	5.75	\$152,190
North Vista	6	5.50	\$118,155	3	6.00	\$131,451	3	5.67	\$93,926	7	5.43	\$106,734	6	6.17	\$109,776
Southern Hills	9	6.78	\$144,211	12	7.25	\$184,966	10	8.80	\$201,891	12	4.08	\$168,187	18	6.00	\$173,864
Spring Valley	22	4.36	\$97,151	43	5.65	\$122,442	33	6.48	\$119,570	30	4.50	\$132,735	29	3.45	\$136,600
St. Rose-Rose de Lima	20	4.10	\$85,078	29	5.90	\$108,354	14	9.29	\$127,703	9	3.44	\$87,876	15	4.00	\$134,481
St. Rose-San Martin	38	6.45	\$116,152	49	4.20	\$115,295	36	4.61	\$131,515	45	4.38	\$136,178	35	4.14	\$142,071
St. Rose-Siena	58	4.34	\$95,514	70	4.43	\$100,226	76	4.43	\$121,723	87	3.34	\$117,787	102	3.95	\$135,263
Summerlin	74	4.47	\$130,594	71	3.90	\$133,083	85	4.41	\$169,484	75	4.67	\$172,081	82	4.39	\$169,832
Sunrise	117	5.50	\$91,635	98	4.87	\$82,380	102	4.96	\$101,656	71	4.99	\$127,517	74	4.43	\$114,209
UMC	36	4.19	\$66,295	43	4.95	\$61,796	48	4.52	\$70,114	38	5.76	\$73,744	36	4.81	\$63,282
Valley	87	3.48	\$95,990	87	3.87	\$107,817	79	3.91	\$120,107	64	7.11	\$159,856	47	5.51	\$176,680
Total	719	4.73	\$98,968	725	4.38	\$104,015	713	4.59	\$118,292	636	4.78	\$132,361	610	4.52	\$138,369
Washoe															
Carson Tahoe	83	3.61	\$71,471	81	3.60	\$74,762	47	4.34	\$80,893	51	4.75	\$88,858	56	4.13	\$86,357
Northern Nevada	6	8.00	\$117,784	10	3.10	\$83,991	11	3.18	\$83,075	9	3.67	\$89,990	9	2.22	\$79,154
Renown Regional	118	5.56	\$75,330	142	4.24	\$67,173	139	4.29	\$70,244	126	3.93	\$70,577	138	4.03	\$75,549
Renown S. Meadows	7	3.57	\$38,603	2	2.50	\$35,883	5	4.60	\$47,340	3	11.67	\$129,540	0	0.00	\$0
Saint Mary's	61	3.23	\$50,908	58	3.84	\$62,680	52	3.63	\$67,322	61	3.54	\$69,967	106	3.47	\$66,567
Sierra Surgery	0	0.00	\$0	0	0.00	\$0	0	0.00	\$0	0	0.00	\$0	0	0.00	\$0
Total	275	4.46	\$68,739	293	3.94	\$68,742	254	4.13	\$71,721	250	4.08	\$75,564	309	3.80	\$74,532
Rural															
Battle Mountain	0	0.00	\$0	0	0.00	\$0	0	0.00	\$0	0	0.00	\$0	0	0.00	\$0
Boulder City	0	0.00	\$0	0	0.00	\$0	0	0.00	\$0	0	0.00	\$0	0	0.00	\$0
Carson Valley	0	0.00	\$0	0	0.00	\$0	0	0.00	\$0	0	0.00	\$0	0	0.00	\$0
Churchill	0	0.00	\$0	0	0.00	\$0	0	0.00	\$0	0	0.00	\$0	0	0.00	\$0
Desert View	0	0.00	\$0	0	0.00	\$0	0	0.00	\$0	0	0.00	\$0	1	2.00	\$48,756
Grover C. Dils	0	0.00	\$0	0	0.00	\$0	0	0.00	\$0	0	0.00	\$0	0	0.00	\$0
Humboldt	0	0.00	\$0	0	0.00	\$0	0	0.00	\$0	0	0.00	\$0	0	0.00	\$0
Incline Village	0	0.00	\$0	0	0.00	\$0	0	0.00	\$0	0	0.00	\$0	0	0.00	\$0
Mesa View	0	0.00	\$0	0	0.00	\$0	1	6.00	\$53,739	2	2.00	\$45,540	1	1.00	\$39,315
Mount Grant	0	0.00	\$0	0	0.00	\$0	0	0.00	\$0	0	0.00	\$0	0	0.00	\$0
Northeastern	0	0.00	\$0	4	3.75	\$48,537	4	4.25	\$51,806	5	4.40	\$68,823	1	2.00	\$63,850
Nye	0	0.00	\$0	0	0.00	\$0	0	0.00	\$0	0	0.00	\$0	0	0.00	\$0
Pershing	0	0.00	\$0	0	0.00	\$0	0	0.00	\$0	0	0.00	\$0	0	0.00	\$0
South Lyon	0	0.00	\$0	0	0.00	\$0	0	0.00	\$0	0	0.00	\$0	0	0.00	\$0
William Bee Ririe	0	0.00	\$0	0	0.00	\$0	0	0.00	\$0	0	0.00	\$0	0	0.00	\$0
Total	0	0.00	\$0	4	3.75	\$48,537	5	4.60	\$52,192	7	3.71	\$62,171	3	1.67	\$50,640
All Counties	994	4.65	\$90,605	1,022	4.25	\$93,686	972	4.47	\$105,782	893	4.58	\$115,910	922	4.27	\$116,689

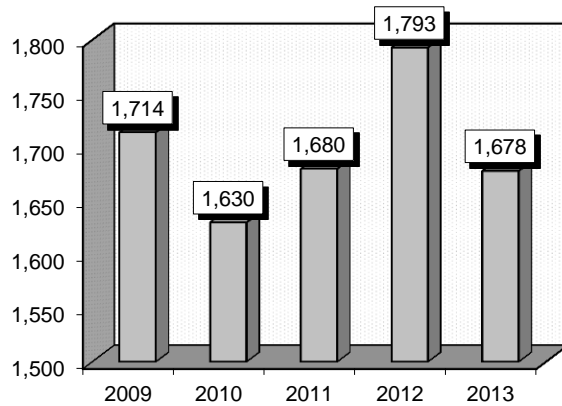
Acute Myocardial Infarction, Discharged Alive (280-282)

Diagnoses: that frequently accompanied Acute Myocardial Infarction, Discharged Alive were: 1) Subendocardial infarction (4107), 2) Congestive heart failure (4280), 3) Coronary atherosclerosis of native coronary artery (41401), 4) Hypertension (4019), 5) Hyperlipidemia (2722), 6) Tobacco use disorder (3051).

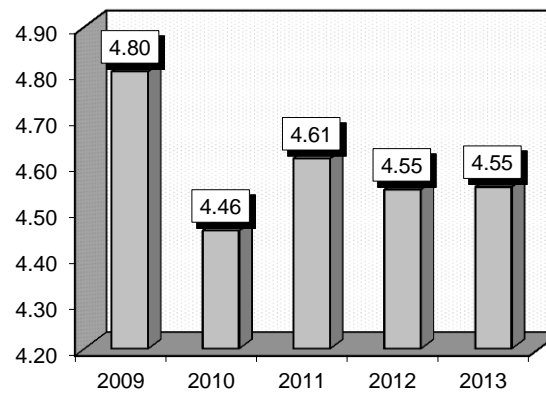
Definitions: **Subendocardial:** The layer of tissue just beneath the endocardium. **Endocardium:** A lining within the inner heart including the valves and bloodvessels. **Acute myocardial infarction:** (AKA heart attack) The early critical stage of necrosis of heart muscle tissue caused by a blockage of a coronary artery. **Necrosis:** Localized tissue death that occurs in groups of cells in response to disease or injury. **Coronary artery(s):** The heart has two main coronary arteries, the right and the left. The right coronary artery curves around the right side of the heart to supply blood to the front and back of that side. The left coronary artery supplies blood to the left side of the heart and has two distinct branches. Atherosclerosis is the most common reason for the blockage of blood vessels. Atherosclerosis occurs when fat and cholesterol build up on the inside walls of hardened arteries. This build-up blocks or narrows the artery and prevents blood and oxygen from reaching the heart muscle. **Atherosclerosis:** Clogging, hardening and narrow of the arteries and blood vessels. **Hypertension:** Elevated blood pressure persistently exceeding 140/90. Essential hypertension, the most common kind, has no single identifiable cause. **Hyperlipidemia:** Elevated levels of lipids in the blood stream including cholesterol.

Gender	2009			2010			2011			2012			2013		
	Cases	Avg LOS	Avg Bill	Cases	Avg LOS	Avg Bill	Cases	Avg LOS	Avg Bill	Cases	Avg LOS	Avg Bill	Cases	Avg LOS	Avg Bill
Male	958	4.76	\$54,188	910	4.29	\$54,039	946	4.54	\$64,209	1,026	4.58	\$68,363	929	4.47	\$73,332
Female	756	4.86	\$50,058	720	4.66	\$54,657	734	4.71	\$61,886	767	4.50	\$61,048	749	4.65	\$69,685
Age Group	Cases	Avg LOS	Avg Bill	Cases	Avg LOS	Avg Bill	Cases	Avg LOS	Avg Bill	Cases	Avg LOS	Avg Bill	Cases	Avg LOS	Avg Bill
0-17	0	0.00	\$0	1	18.00	\$144,434	0	0.00	\$0	0	0.00	\$0	0	0.00	\$0
18-35	27	2.56	\$38,830	20	2.70	\$45,796	21	3.14	\$51,925	20	3.55	\$52,193	13	2.46	\$52,092
36-49	137	3.34	\$46,633	109	3.80	\$53,104	118	3.22	\$54,091	142	3.36	\$59,534	117	3.24	\$61,060
50-64	439	4.30	\$52,660	421	3.86	\$54,740	415	4.02	\$61,789	426	4.16	\$65,695	426	4.88	\$82,080
65+	1,111	5.24	\$53,287	1,079	4.78	\$54,341	1,126	5.01	\$64,876	1,205	4.84	\$65,959	1,122	4.59	\$69,101
Total	1,714	4.80	\$52,367	1,630	4.46	\$54,312	1,680	4.61	\$63,194	1,793	4.55	\$65,234	1,678	4.55	\$71,704

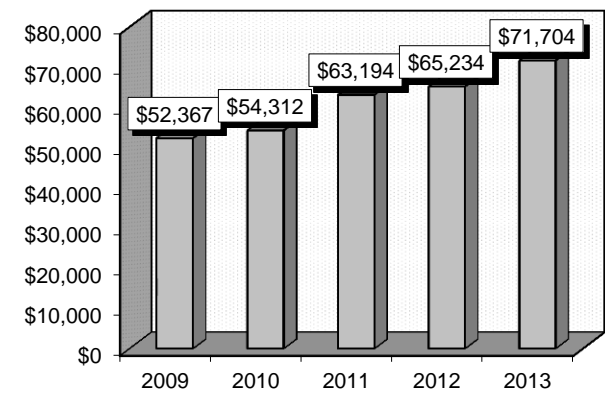
Patient Discharges



Average Length of Stay



Average Billed Charges



County / Hospital	2009			2010			2011			2012			2013		
	Cases	Avg LOS	Avg Bill	Cases	Avg LOS	Avg Bill	Cases	Avg LOS	Avg Bill	Cases	Avg LOS	Avg Bill	Cases	Avg LOS	Avg Bill
Clark															
Centennial Hills	111	3.53	\$48,083	97	3.93	\$59,084	113	4.67	\$79,146	108	4.00	\$72,628	112	3.33	\$77,925
Desert Springs	113	4.74	\$49,664	110	4.63	\$52,979	131	4.34	\$58,508	122	4.70	\$71,307	107	5.77	\$79,889
Mountain View	130	5.40	\$65,801	104	5.20	\$69,787	119	4.48	\$70,743	124	4.78	\$80,390	112	5.18	\$93,769
North Vista	63	4.32	\$58,852	50	4.24	\$65,896	60	6.18	\$84,981	62	4.68	\$61,450	75	5.75	\$71,033
Southern Hills	34	4.03	\$55,688	22	3.55	\$54,239	31	3.68	\$61,570	26	3.19	\$51,761	42	3.83	\$72,535
Spring Valley	109	4.64	\$62,966	68	4.81	\$70,398	92	3.87	\$73,007	83	4.93	\$91,763	128	5.41	\$95,497
St. Rose-Rose de Lima	54	4.96	\$62,923	66	4.73	\$59,786	69	4.00	\$53,000	74	4.55	\$69,580	69	4.06	\$78,201
St. Rose-San Martin	43	5.42	\$58,941	38	5.11	\$62,941	48	5.25	\$72,036	44	5.52	\$72,596	29	4.17	\$79,551
St. Rose-Siena	64	3.98	\$48,726	90	4.58	\$59,896	110	4.37	\$63,669	89	3.69	\$62,550	98	4.01	\$73,324
Summerlin	85	6.69	\$63,155	77	4.34	\$58,636	77	4.97	\$83,960	113	5.05	\$91,135	90	5.11	\$88,943
Sunrise	155	6.82	\$81,668	155	4.99	\$70,899	191	5.59	\$89,686	176	5.60	\$86,553	135	5.19	\$95,507
UMC	44	6.91	\$59,808	57	5.18	\$54,378	53	4.60	\$47,315	90	4.94	\$52,989	54	5.37	\$54,359
Valley	124	5.43	\$71,694	130	4.83	\$72,588	109	5.68	\$86,777	132	5.83	\$102,069	126	6.06	\$113,180
Total	1,129	5.23	\$62,504	1,064	4.70	\$63,778	1,203	4.81	\$73,508	1,243	4.88	\$78,011	1,177	4.98	\$86,116
Washoe															
Carson Tahoe	110	3.95	\$33,320	79	3.86	\$36,814	67	4.40	\$37,049	136	3.54	\$36,009	109	3.66	\$39,632
Northern Nevada	25	3.16	\$37,020	24	4.42	\$48,332	24	5.46	\$61,358	28	3.61	\$46,780	40	3.13	\$49,957
Renown Regional	212	4.70	\$39,987	227	5.01	\$47,146	184	4.71	\$43,037	213	4.41	\$40,289	192	3.70	\$38,946
Renown S. Meadows	20	2.65	\$20,286	17	3.88	\$32,453	9	2.67	\$27,681	10	1.90	\$19,280	11	1.91	\$21,939
Saint Mary's	97	4.63	\$30,275	88	3.41	\$27,777	84	4.69	\$38,471	84	3.61	\$33,515	95	3.97	\$35,412
Sierra Surgery	0	0.00	\$0	0	0.00	\$0	0	0.00	\$0	0	0.00	\$0	0	0.00	\$0
Total	464	4.34	\$35,367	435	4.40	\$40,842	368	4.65	\$41,724	471	3.92	\$37,785	447	3.65	\$38,929
Rural															
Battle Mountain	0	0.00	\$0	2	3.50	\$6,890	0	0.00	\$0	2	3.00	\$13,576	1	2.00	\$4,069
Boulder City	10	2.40	\$7,902	3	11.00	\$18,665	2	1.00	\$5,414	3	7.00	\$29,073	3	5.67	\$23,931
Carson Valley	9	1.89	\$14,421	8	1.38	\$10,430	6	2.17	\$14,151	5	1.60	\$10,652	4	2.00	\$16,226
Churchill	8	2.75	\$18,278	8	2.13	\$11,213	8	1.75	\$11,663	12	3.67	\$21,378	7	3.14	\$15,474
Desert View	7	3.71	\$23,444	27	2.59	\$14,779	16	2.00	\$11,913	2	2.00	\$11,430	2	1.00	\$4,335
Grover C. Dils	0	0.00	\$0	0	0.00	\$0	1	4.00	\$6,939	0	0.00	\$0	1	3.00	\$11,782
Humboldt	3	2.33	\$10,401	4	2.75	\$7,916	4	1.75	\$21,772	3	1.67	\$7,408	3	3.33	\$23,852
Incline Village	0	0.00	\$0	0	0.00	\$0	0	0.00	\$0	0	0.00	\$0	0	0.00	\$0
Mesa View	14	1.79	\$9,710	17	1.12	\$6,195	18	2.00	\$11,705	5	2.20	\$13,908	2	1.00	\$6,109
Mount Grant	4	2.75	\$10,889	3	4.33	\$15,175	4	4.25	\$15,020	0	0.00	\$0	0	0.00	\$0
Northeastern	59	2.86	\$33,360	50	2.92	\$39,086	41	2.41	\$36,366	36	3.28	\$43,358	31	2.52	\$38,906
Nye	5	2.60	\$13,751	0	0.00	\$0	3	2.33	\$12,385	4	2.00	\$9,325	0	0.00	\$0
Pershing	0	0.00	\$0	0	0.00	\$0	0	0.00	\$0	0	0.00	\$0	0	0.00	\$0
South Lyon	1	1.00	\$4,527	4	3.25	\$11,513	2	1.00	\$11,000	1	1.00	\$3,499	0	0.00	\$0
William Bee Ririe	1	1.00	\$7,702	5	2.80	\$15,346	4	4.25	\$21,744	6	3.33	\$9,890	0	0.00	\$0
Total	121	2.61	\$22,967	131	2.70	\$22,149	109	2.29	\$21,849	79	3.11	\$27,846	54	2.67	\$28,878
All Counties	1,714	4.80	\$52,367	1,630	4.46	\$54,312	1,680	4.61	\$63,194	1,793	4.55	\$65,234	1,678	4.55	\$71,704

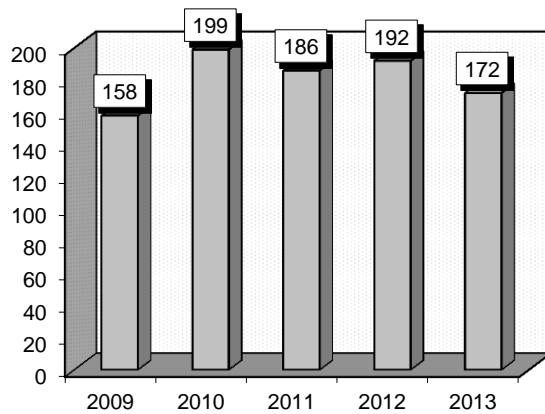
Acute Myocardial Infarction, Expired (283-285)

Diagnoses: that frequently accompanied Acute Myocardial Infarction, Expired were: 1) Subendocardial infarction (4107), 2) Congestive heart failure (4280), 3) Coronary atherosclerosis of native coronary artery (41401), 4) Cardiac arrest (4275), 5) Hypertension (4019), 6) Arterial fibrillation (42731), 7) Diabetes mellitus (250).

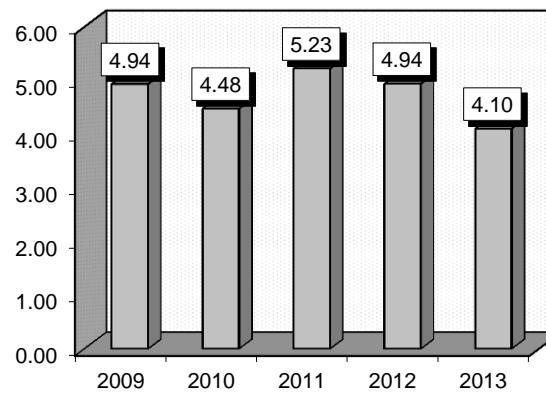
Definitions: **Subendocardial:** The layer of tissue just beneath the endocardium. **Endocardium:** A lining within the inner heart including the valves and bloodvessels. **Acute myocardial infarction:** (AKA heart attack) The early critical stage of necrosis of heart muscle tissue caused by a blockage of a coronary artery. **Necrosis:** Localized tissue death that occurs in groups of cells in response to disease or injury. **Coronary artery(s):** The heart has two main coronary arteries, the right and the left. The right coronary artery curves around the right side of the heart to supply blood to the front and back of that side. The left coronary artery supplies blood to the left side of the heart and has two distinct branches. Atherosclerosis is the most common reason for the blockage of blood vessels. Atherosclerosis occurs when fat and cholesterol build up on the inside walls of hardened arteries. This build-up blocks or narrows the artery and prevents blood and oxygen from reaching the heart muscle. **Atherosclerosis:** Clogging, hardening and narrow of the arteries and blood vessels. **Hypertension:** Elevated blood pressure persistently exceeding 140/90. Essential hypertension, the most common kind, has no single identifiable cause. **Fibrillation:** Abnormal uncontrolled rapid contraction of the fibers in the heart.

Gender	2009			2010			2011			2012			2013		
	Cases	Avg LOS	Avg Bill	Cases	Avg LOS	Avg Bill	Cases	Avg LOS	Avg Bill	Cases	Avg LOS	Avg Bill	Cases	Avg LOS	Avg Bill
Male	76	5.67	\$83,157	116	4.43	\$74,652	101	5.13	\$93,927	122	5.01	\$92,730	96	4.18	\$96,090
Female	82	4.26	\$62,898	83	4.54	\$64,321	85	5.34	\$83,949	70	4.83	\$96,257	76	4.01	\$78,963
Age Group	Cases	Avg LOS	Avg Bill	Cases	Avg LOS	Avg Bill	Cases	Avg LOS	Avg Bill	Cases	Avg LOS	Avg Bill	Cases	Avg LOS	Avg Bill
0-17	0	0.00	\$0	0	0.00	\$0	0	0.00	\$0	0	0.00	\$0	0	0.00	\$0
18-35	1	6.00	\$118,809	1	1.00	\$15,455	2	4.00	\$72,189	0	0.00	\$0	0	0.00	\$0
36-49	6	9.67	\$178,902	7	5.00	\$83,741	8	2.00	\$59,262	8	3.50	\$87,192	4	11.00	\$185,578
50-64	30	5.40	\$86,540	35	4.43	\$78,286	27	5.74	\$111,251	35	5.11	\$118,395	29	3.17	\$87,715
65+	121	4.58	\$63,547	156	4.49	\$68,312	149	5.32	\$87,249	149	4.98	\$88,656	139	4.10	\$85,898
Total	158	4.94	\$72,643	199	4.48	\$70,343	186	5.23	\$89,367	192	4.94	\$94,016	172	4.10	\$88,522

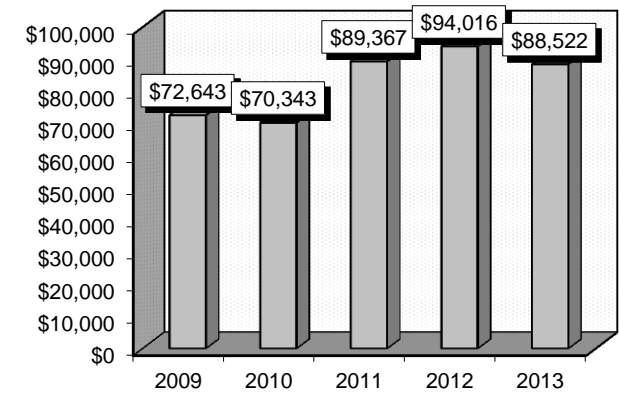
Patient Discharges



Average Length of Stay



Average Billed Charges



County / Hospital	2009			2010			2011			2012			2013		
	Cases	Avg LOS	Avg Bill	Cases	Avg LOS	Avg Bill	Cases	Avg LOS	Avg Bill	Cases	Avg LOS	Avg Bill	Cases	Avg LOS	Avg Bill
Clark															
Centennial Hills	2	3.00	\$59,020	2	11.50	\$143,095	7	2.29	\$76,788	11	5.82	\$129,373	2	1.50	\$45,945
Desert Springs	10	8.70	\$129,190	23	3.91	\$62,750	20	6.20	\$102,425	20	3.20	\$85,421	20	4.75	\$95,352
Mountain View	14	4.07	\$66,069	11	3.45	\$84,011	13	3.62	\$81,688	11	4.91	\$118,402	14	2.57	\$62,817
North Vista	1	15.00	\$228,455	2	1.00	\$73,155	6	7.33	\$164,886	0	0.00	\$0	2	3.00	\$53,111
Southern Hills	2	2.00	\$31,175	1	1.00	\$12,639	1	1.00	\$18,509	4	7.50	\$149,082	6	3.00	\$93,692
Spring Valley	11	6.45	\$97,274	11	5.73	\$113,626	8	7.50	\$123,049	16	4.13	\$87,598	7	3.29	\$109,507
St. Rose-Rose de Lima	2	6.50	\$71,437	1	6.00	\$46,797	3	5.67	\$118,150	3	3.33	\$83,610	4	7.25	\$94,750
St. Rose-San Martin	2	2.00	\$45,935	8	5.75	\$85,051	3	2.00	\$51,634	2	6.50	\$121,812	5	2.60	\$49,231
St. Rose-Siena	8	3.13	\$53,641	15	2.47	\$47,781	13	4.38	\$80,117	14	6.93	\$116,417	17	2.94	\$93,989
Summerlin	4	4.50	\$58,053	4	8.25	\$116,746	10	4.70	\$144,110	5	3.60	\$70,062	8	2.50	\$103,171
Sunrise	17	3.53	\$84,468	18	4.78	\$107,339	17	6.65	\$120,641	19	4.74	\$135,321	12	5.58	\$158,224
UMC	6	4.83	\$72,768	1	7.00	\$98,803	2	4.50	\$62,536	10	12.00	\$109,416	5	12.80	\$192,004
Valley	20	7.30	\$127,482	26	3.96	\$100,764	22	5.18	\$124,363	24	4.29	\$116,894	17	4.53	\$139,504
Total	99	5.40	\$91,051	123	4.35	\$86,374	125	5.24	\$108,353	139	5.24	\$110,627	119	4.21	\$105,814
Washoe															
Carson Tahoe	13	7.00	\$59,053	14	4.00	\$36,994	10	4.90	\$62,558	10	4.20	\$44,866	10	2.90	\$29,585
Northern Nevada	0	0.00	\$0	3	2.33	\$36,701	0	0.00	\$0	4	4.00	\$61,293	5	4.60	\$85,670
Renown Regional	28	3.21	\$42,935	34	7.47	\$67,475	33	6.55	\$62,530	27	4.78	\$64,455	26	4.58	\$60,048
Renown S. Meadows	2	1.50	\$25,774	2	1.50	\$27,523	1	11.00	\$75,998	0	0.00	\$0	1	3.00	\$27,329
Saint Mary's	8	5.88	\$42,907	10	1.40	\$23,064	8	2.38	\$24,973	5	2.80	\$26,772	9	2.44	\$32,896
Sierra Surgery	0	0.00	\$0	0	0.00	\$0	0	0.00	\$0	0	0.00	\$0	0	0.00	\$0
Total	51	4.53	\$46,366	63	5.30	\$50,919	52	5.67	\$57,017	46	4.37	\$55,825	51	3.84	\$51,153
Rural															
Battle Mountain	0	0.00	\$0	0	0.00	\$0	0	0.00	\$0	0	0.00	\$0	0	0.00	\$0
Boulder City	0	0.00	\$0	0	0.00	\$0	0	0.00	\$0	0	0.00	\$0	0	0.00	\$0
Carson Valley	2	1.50	\$18,702	1	1.00	\$9,315	2	1.00	\$10,250	1	1.00	\$2,142	0	0.00	\$0
Churchill	2	1.50	\$9,146	2	1.00	\$7,279	1	2.00	\$20,677	2	4.00	\$16,509	0	0.00	\$0
Desert View	0	0.00	\$0	3	1.67	\$9,963	0	0.00	\$0	0	0.00	\$0	0	0.00	\$0
Grover C. Dils	0	0.00	\$0	0	0.00	\$0	0	0.00	\$0	0	0.00	\$0	0	0.00	\$0
Humboldt	0	0.00	\$0	0	0.00	\$0	0	0.00	\$0	0	0.00	\$0	0	0.00	\$0
Incline Village	0	0.00	\$0	0	0.00	\$0	0	0.00	\$0	0	0.00	\$0	0	0.00	\$0
Mesa View	0	0.00	\$0	1	1.00	\$7,483	2	1.50	\$5,783	1	3.00	\$12,573	0	0.00	\$0
Mount Grant	2	2.50	\$10,679	0	0.00	\$0	0	0.00	\$0	0	0.00	\$0	0	0.00	\$0
Northeastern	1	2.00	\$12,330	5	2.40	\$19,909	1	1.00	\$17,873	2	2.50	\$25,866	0	0.00	\$0
Nye	1	1.00	\$9,499	1	1.00	\$5,626	0	0.00	\$0	0	0.00	\$0	0	0.00	\$0
Pershing	0	0.00	\$0	0	0.00	\$0	0	0.00	\$0	0	0.00	\$0	0	0.00	\$0
South Lyon	0	0.00	\$0	0	0.00	\$0	0	0.00	\$0	0	0.00	\$0	0	0.00	\$0
William Bee Ririe	0	0.00	\$0	0	0.00	\$0	3	4.67	\$14,253	1	2.00	\$6,418	2	4.50	\$12,551
Total	8	1.75	\$12,360	13	1.69	\$12,801	9	2.44	\$12,597	7	2.71	\$15,126	2	4.50	\$12,551
All Counties	158	4.94	\$72,643	199	4.48	\$70,343	186	5.23	\$89,367	192	4.94	\$94,016	172	4.10	\$88,522

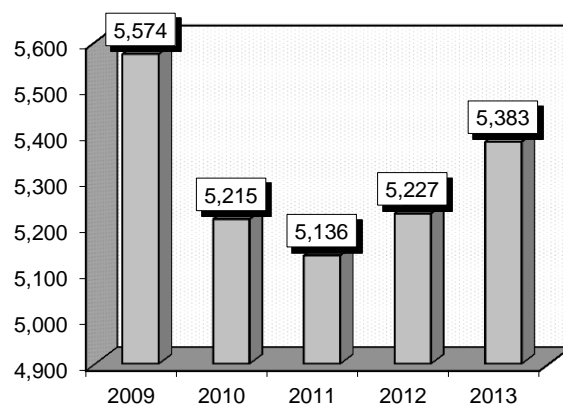
Heart Failure & Shock (291-293)

Diagnoses: that frequently accompanied Heart Failure & Shock were: 1) Hypertension (4019), 2) Atrial fibrillation (42731), 3) Diabetes mellitus (25000), 4) Coronary atherosclerosis of native coronary artery (41401), 5) Hyperlipidemia (2724).

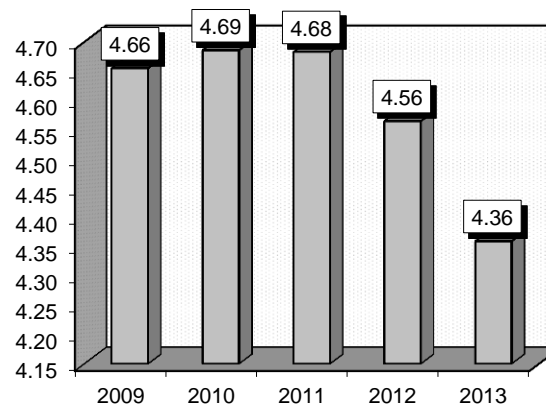
Definitions: **Hypertension:** Elevated blood pressure persistently exceeding 140/90. Essential hypertension, the most common kind, has no single identifiable cause. **Atrial fibrillation:** An irregular heart rhythm causing an incomplete emptying of blood from the atria. **Atria:** The two upper chambers of the heart. **Heart failure:** A condition in which the heart cannot pump enough blood to meet the requirements of the body tissues. Heart failure is closely associated with many forms of heart disease, most of which affect the left side of the heart. Clinicians divide heart failure into left-sided heart failure and right-sided heart failure. **Congestive heart failure:** Impaired cardiac pumping, failure of the ventricles to eject blood efficiently results in volume overload. **Shock:** An abnormal condition of inadequate blood flow to the body's tissues, with life-threatening cellular dysfunction. **Hypertensive heart disease:** A late complication of hypertension (high blood pressure) that affects the heart. Hypertension increases the workload of the heart and over time, this can cause thickening of the heart muscle and the symptoms of hypertensive heart disease. As the heart continues to pump against elevated pressure in the blood vessels, the left ventricle becomes enlarged and the amount of blood pumped by the heart each minute goes down, and without treatment, symptoms of congestive heart failure may develop. **Atherosclerosis:** Clogging, hardening and narrow of the arteries and blood vessels. **Hyperlipidemia:** Elevated levels of lipids in the blood stream including cholesterol.

Gender	2009			2010			2011			2012			2013		
	Cases	Avg LOS	Avg Bill	Cases	Avg LOS	Avg Bill	Cases	Avg LOS	Avg Bill	Cases	Avg LOS	Avg Bill	Cases	Avg LOS	Avg Bill
Male	3,115	4.59	\$37,241	2,899	4.54	\$40,853	2,831	4.73	\$45,050	2,962	4.53	\$46,769	3,169	4.27	\$47,688
Female	2,459	4.73	\$37,639	2,316	4.87	\$41,936	2,305	4.63	\$45,202	2,265	4.60	\$48,612	2,214	4.49	\$50,045
Age Group	Cases	Avg LOS	Avg Bill	Cases	Avg LOS	Avg Bill	Cases	Avg LOS	Avg Bill	Cases	Avg LOS	Avg Bill	Cases	Avg LOS	Avg Bill
0-17	6	3.33	\$22,101	4	15.75	\$97,484	7	3.14	\$51,177	3	2.00	\$12,683	9	4.67	\$61,927
18-35	104	4.23	\$37,089	93	6.53	\$47,383	100	3.93	\$37,421	111	4.11	\$42,739	134	4.37	\$43,903
36-49	493	4.61	\$37,275	430	4.57	\$42,892	379	4.41	\$41,951	438	5.04	\$44,660	483	4.01	\$42,801
50-64	1,314	4.82	\$39,225	1,177	4.88	\$43,267	1,121	5.02	\$47,803	1,229	4.69	\$50,858	1,251	4.32	\$48,647
65+	3,657	4.62	\$36,820	3,511	4.57	\$40,270	3,529	4.63	\$44,811	3,446	4.48	\$46,949	3,506	4.42	\$49,615
Total	5,574	4.66	\$37,416	5,215	4.69	\$41,334	5,136	4.68	\$45,118	5,227	4.56	\$47,568	5,383	4.36	\$48,657

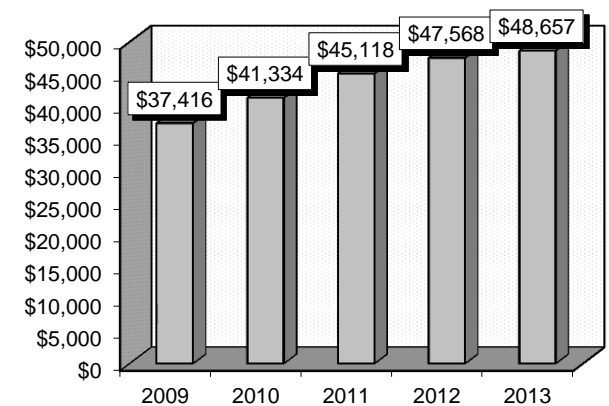
Patient Discharges



Average Length of Stay



Average Billed Charges



County / Hospital	2009			2010			2011			2012			2013		
	Cases	Avg LOS	Avg Bill	Cases	Avg LOS	Avg Bill	Cases	Avg LOS	Avg Bill	Cases	Avg LOS	Avg Bill	Cases	Avg LOS	Avg Bill
Clark															
Centennial Hills	186	4.54	\$40,651	193	5.23	\$52,895	165	4.45	\$55,685	178	5.20	\$66,490	184	4.08	\$59,630
Desert Springs	449	4.97	\$41,843	309	5.11	\$46,775	295	4.77	\$48,304	309	5.34	\$63,347	294	4.64	\$57,663
Mountain View	343	5.14	\$47,892	369	5.22	\$52,988	418	4.95	\$55,267	389	5.33	\$69,013	486	5.34	\$70,194
North Vista	231	5.01	\$47,516	244	5.87	\$59,553	237	5.86	\$56,578	192	5.41	\$49,994	273	5.02	\$47,080
Southern Hills	97	4.81	\$44,945	104	4.54	\$46,098	94	4.93	\$54,483	101	4.50	\$56,446	104	4.63	\$62,918
Spring Valley	236	4.47	\$43,163	196	4.06	\$46,684	205	4.00	\$50,536	204	5.04	\$64,694	243	3.89	\$54,619
St. Rose-Rose de Lima	213	5.00	\$41,031	204	4.31	\$38,790	198	5.07	\$47,846	184	4.18	\$46,562	173	3.73	\$42,426
St. Rose-San Martin	177	4.75	\$34,954	174	4.79	\$42,355	178	5.07	\$53,443	168	4.41	\$48,772	166	4.43	\$46,361
St. Rose-Siena	312	4.50	\$36,182	317	4.27	\$39,739	291	4.98	\$49,590	310	4.72	\$49,560	358	4.10	\$49,261
Summerlin	304	4.44	\$44,106	288	4.45	\$46,185	331	5.63	\$66,557	313	5.05	\$67,773	329	5.15	\$72,176
Sunrise	462	5.29	\$50,300	401	5.00	\$56,734	419	4.84	\$59,396	478	3.78	\$53,585	522	4.45	\$63,247
UMC	572	4.74	\$36,609	539	5.26	\$36,968	486	4.72	\$33,016	577	4.63	\$35,921	468	4.24	\$33,267
Valley	442	4.71	\$46,397	444	4.56	\$51,564	370	4.66	\$56,247	325	5.13	\$65,378	337	4.57	\$66,866
Total	4,024	4.82	\$42,895	3,782	4.87	\$47,446	3,687	4.92	\$52,243	3,728	4.79	\$55,708	3,937	4.55	\$56,450
Washoe															
Carson Tahoe	265	4.29	\$25,327	262	4.23	\$27,445	301	4.37	\$28,941	264	4.10	\$29,769	226	3.66	\$26,798
Northern Nevada	56	3.30	\$29,076	68	4.06	\$36,335	59	3.78	\$39,608	60	3.83	\$41,345	62	3.34	\$37,789
Renown Regional	434	4.90	\$28,826	405	4.78	\$31,257	415	4.60	\$32,453	480	4.81	\$32,913	458	4.32	\$31,793
Renown S. Meadows	63	4.57	\$27,674	55	3.16	\$25,256	56	3.05	\$25,226	53	3.34	\$25,907	70	3.46	\$27,042
Saint Mary's	261	4.58	\$23,142	256	4.18	\$24,094	237	4.25	\$27,404	278	3.84	\$25,469	311	3.89	\$25,414
Sierra Surgery	0	0.00	\$0	0	0.00	\$0	0	0.00	\$0	0	0.00	\$0	0	0.00	\$0
Total	1,079	4.57	\$26,537	1,046	4.36	\$28,563	1,068	4.33	\$30,359	1,135	4.29	\$30,477	1,127	3.96	\$29,066
Rural															
Battle Mountain	7	2.29	\$5,530	0	0.00	\$0	2	1.50	\$2,814	6	2.17	\$3,016	1	3.00	\$4,238
Boulder City	28	3.75	\$7,267	24	4.38	\$9,024	20	3.85	\$7,466	19	2.84	\$9,452	27	3.85	\$17,096
Carson Valley	38	2.45	\$17,401	27	3.22	\$24,659	31	3.16	\$24,040	23	3.09	\$22,866	23	2.48	\$19,841
Churchill	66	4.17	\$17,331	63	4.59	\$21,401	53	4.49	\$21,306	49	3.76	\$18,561	51	4.35	\$22,666
Desert View	80	2.84	\$15,334	72	3.07	\$15,972	79	3.11	\$17,304	67	2.97	\$18,021	62	3.39	\$23,734
Grover C. Dils	11	3.27	\$6,433	14	2.79	\$6,792	15	2.60	\$5,803	20	3.10	\$6,565	7	4.43	\$9,826
Humboldt	17	2.53	\$10,089	16	10.44	\$16,249	22	3.32	\$18,335	22	4.09	\$32,049	16	2.31	\$18,742
Incline Village	1	4.00	\$10,473	0	0.00	\$0	0	0.00	\$0	0	0.00	\$0	0	0.00	\$0
Mesa View	41	2.80	\$12,755	26	2.65	\$14,805	34	2.24	\$13,254	25	2.64	\$15,167	26	2.58	\$14,640
Mount Grant	58	4.12	\$11,835	43	3.65	\$11,540	19	5.37	\$17,531	25	3.36	\$11,233	15	5.20	\$17,388
Northeastern	70	3.73	\$27,337	39	2.79	\$23,962	49	3.10	\$27,334	54	2.81	\$27,659	65	3.35	\$31,599
Nye	11	2.27	\$11,130	15	2.33	\$8,951	18	2.06	\$9,936	12	3.25	\$11,826	0	0.00	\$0
Pershing	8	3.63	\$11,855	4	4.75	\$19,190	3	3.67	\$11,623	3	3.67	\$11,679	1	4.00	\$18,488
South Lyon	10	3.10	\$8,451	21	2.86	\$8,927	16	3.19	\$9,513	14	2.71	\$7,843	11	3.09	\$7,451
William Bee Ririe	25	4.00	\$14,640	23	3.70	\$12,447	20	3.60	\$15,286	25	2.32	\$9,916	14	2.79	\$14,927
Total	471	3.39	\$15,536	387	3.73	\$16,114	381	3.35	\$17,537	364	3.08	\$17,486	319	3.46	\$21,702
All Counties	5,574	4.66	\$37,416	5,215	4.69	\$41,334	5,136	4.68	\$45,118	5,227	4.56	\$47,568	5,383	4.36	\$48,657

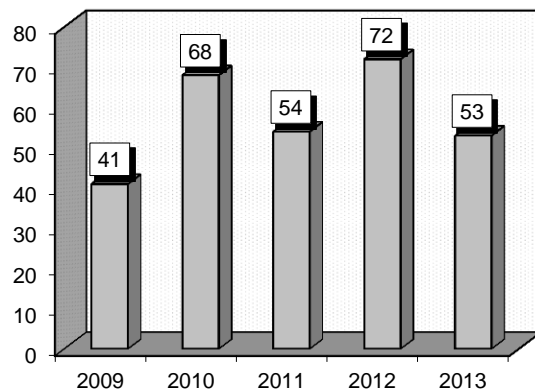
Cardiac Arrest, Unexplained (296-298)

Diagnoses: that frequently accompanied Cardiac Arrest, Unexplained were: 1) Hypertension (4019), 2) Congestive heart failure (4280), 3) Acute respiratory failure (51881), 4) Axonic brain damage (3481), 5) Diabetes mellitus (25000), 6) Acidosis (2762), 7) Hypotension (458).

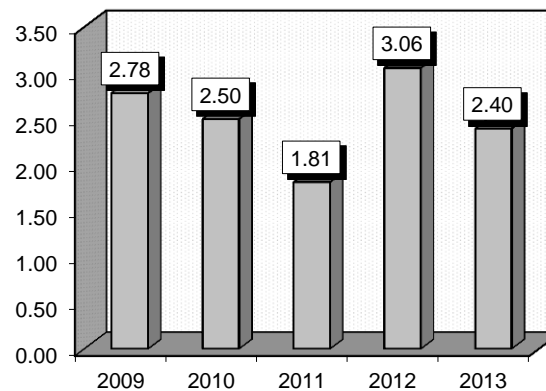
Definitions: **Hypertension:** Elevated blood pressure persistently exceeding 140/90. Essential hypertension, the most common kind, has no single identifiable cause. **Acidosis:** Excessive acidity of body fluids due to accumulation of acids as may happen in diabetes or kidney disease. **Axonic:** Pertaining to the arm of a nerve cell that normally transmits outgoing signals from one cell body to another. **Diabetes Mellitus:** High blood sugar resulting from low levels of insulin or insulin resistance. **Hypopotassemia:** Disorder of fluid, electrolyte, and acid-base balance. **Heart failure:** A condition in which the heart cannot pump enough blood to meet the requirements of the body tissues. Heart failure is closely associated with many forms of heart disease, most of which affect the left side of the heart. Clinicians divide heart failure into left-sided heart failure and right-sided heart failure. **Congestive heart failure:** Impaired cardiac pumping, failure of the ventricles to eject blood efficiently results in volume overload. **Shock:** An abnormal condition of inadequate blood flow to the body's tissues, with life-threatening cellular dysfunction. **Atherosclerosis:** Clogging, hardening and narrow of the arteries and blood vessels. **Hypotension:** Blood pressure below normal.

Gender	2009			2010			2011			2012			2013		
	Cases	Avg LOS	Avg Bill	Cases	Avg LOS	Avg Bill	Cases	Avg LOS	Avg Bill	Cases	Avg LOS	Avg Bill	Cases	Avg LOS	Avg Bill
Male	21	3.62	\$58,735	42	2.50	\$45,287	34	1.76	\$48,189	43	3.77	\$60,901	34	2.59	\$59,671
Female	20	1.90	\$36,718	26	2.50	\$48,686	20	1.90	\$43,378	29	2.00	\$56,944	19	2.05	\$46,079
Age Group	Cases	Avg LOS	Avg Bill	Cases	Avg LOS	Avg Bill	Cases	Avg LOS	Avg Bill	Cases	Avg LOS	Avg Bill	Cases	Avg LOS	Avg Bill
0-17	2	3.50	\$112,924	2	1.00	\$18,076	4	1.25	\$27,238	2	1.50	\$46,597	3	2.33	\$43,303
18-35	2	1.00	\$10,076	5	2.00	\$48,852	3	1.33	\$58,453	4	1.25	\$40,851	3	2.33	\$52,828
36-49	4	1.25	\$36,061	3	1.00	\$35,805	4	1.50	\$50,006	9	2.33	\$55,938	4	1.25	\$56,888
50-64	11	2.27	\$41,270	22	2.95	\$63,580	13	1.92	\$47,167	21	5.67	\$84,199	10	5.40	\$117,149
65+	22	3.41	\$51,072	36	2.50	\$38,370	30	1.93	\$46,950	36	2.00	\$48,387	33	1.64	\$36,875
Total	41	2.78	\$47,995	68	2.50	\$46,587	54	1.81	\$46,407	72	3.06	\$59,307	53	2.40	\$54,798

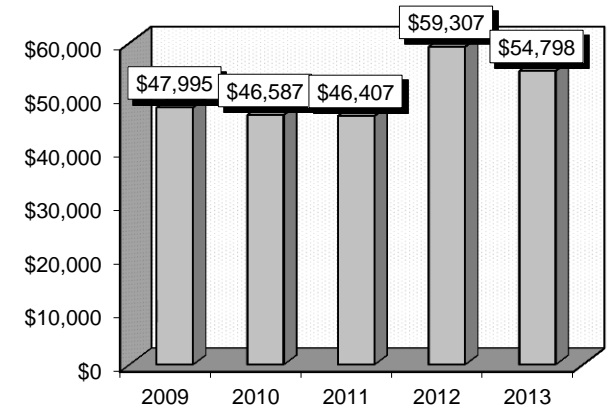
Patient Discharges



Average Length of Stay



Average Billed Charges



County / Hospital	2009			2010			2011			2012			2013		
	Cases	Avg LOS	Avg Bill	Cases	Avg LOS	Avg Bill	Cases	Avg LOS	Avg Bill	Cases	Avg LOS	Avg Bill	Cases	Avg LOS	Avg Bill
Clark															
Centennial Hills	2	1.00	\$18,205	4	1.25	\$32,435	1	3.00	\$83,048	1	2.00	\$102,668	1	1.00	\$25,114
Desert Springs	4	5.75	\$65,626	3	2.67	\$42,448	4	3.25	\$108,201	8	2.00	\$56,095	3	1.00	\$35,577
Mountain View	1	1.00	\$22,694	2	1.00	\$31,163	4	1.00	\$23,713	2	1.50	\$24,137	4	1.00	\$23,755
North Vista	2	1.00	\$20,817	4	1.00	\$26,554	1	1.00	\$2,682	4	3.50	\$61,178	1	1.00	\$29,631
Southern Hills	0	0.00	\$0	1	1.00	\$42,735	4	1.00	\$34,833	1	1.00	\$21,738	0	0.00	\$0
Spring Valley	2	1.50	\$42,463	2	1.00	\$20,325	4	1.75	\$62,853	4	15.25	\$51,092	1	1.00	\$55,042
St. Rose-Rose de Lima	3	3.33	\$56,605	2	2.00	\$57,897	1	1.00	\$18,794	2	1.00	\$23,436	1	1.00	\$16,535
St. Rose-San Martin	1	1.00	\$16,747	0	0.00	\$0	1	1.00	\$13,157	2	1.00	\$18,213	1	19.00	\$477,036
St. Rose-Siena	1	1.00	\$14,107	6	3.33	\$50,132	3	2.33	\$59,230	7	1.43	\$29,315	7	1.29	\$40,907
Summerlin	3	1.33	\$23,677	2	2.00	\$89,669	1	3.00	\$87,279	4	3.00	\$119,269	1	1.00	\$50,915
Sunrise	7	2.14	\$63,598	8	4.63	\$97,572	9	1.44	\$40,907	8	1.63	\$51,585	6	3.17	\$95,071
UMC	3	7.67	\$117,511	8	4.00	\$74,881	6	1.33	\$45,810	1	2.00	\$110,294	3	2.67	\$71,778
Valley	6	2.50	\$47,535	6	1.50	\$30,572	3	2.67	\$78,315	4	5.00	\$194,046	1	1.00	\$32,198
Total	35	2.86	\$51,508	48	2.67	\$55,583	42	1.74	\$51,881	48	3.29	\$65,318	30	2.27	\$65,344
Washoe															
Carson Tahoe	1	5.00	\$37,313	2	2.50	\$31,438	1	1.00	\$29,320	5	3.60	\$61,850	1	4.00	\$61,838
Northern Nevada	0	0.00	\$0	0	0.00	\$0	0	0.00	\$0	1	1.00	\$14,917	0	0.00	\$0
Renown Regional	2	1.00	\$21,533	7	1.57	\$39,691	4	1.25	\$27,109	11	2.27	\$51,454	13	2.00	\$44,796
Renown S. Meadows	0	0.00	\$0	0	0.00	\$0	0	0.00	\$0	0	0.00	\$0	1	1.00	\$33,129
Saint Mary's	0	0.00	\$0	1	1.00	\$22,264	1	2.00	\$83,194	2	5.00	\$91,321	0	0.00	\$0
Sierra Surgery	0	0.00	\$0	0	0.00	\$0	0	0.00	\$0	0	0.00	\$0	0	0.00	\$0
Total	3	2.33	\$26,793	10	1.70	\$36,298	6	1.33	\$36,825	19	2.84	\$56,463	15	2.07	\$45,154
Rural															
Battle Mountain	0	0.00	\$0	0	0.00	\$0	0	0.00	\$0	0	0.00	\$0	0	0.00	\$0
Boulder City	1	1.00	\$2,831	1	1.00	\$11,789	0	0.00	\$0	0	0.00	\$0	0	0.00	\$0
Carson Valley	0	0.00	\$0	1	1.00	\$7,788	3	1.00	\$3,334	1	1.00	\$20,060	2	8.00	\$83,791
Churchill	0	0.00	\$0	0	0.00	\$0	0	0.00	\$0	0	0.00	\$0	0	0.00	\$0
Desert View	0	0.00	\$0	4	3.50	\$17,359	2	6.50	\$41,005	2	2.50	\$15,200	1	6.00	\$39,324
Grover C. Dils	0	0.00	\$0	0	0.00	\$0	0	0.00	\$0	0	0.00	\$0	0	0.00	\$0
Humboldt	0	0.00	\$0	0	0.00	\$0	1	1.00	\$14,015	0	0.00	\$0	0	0.00	\$0
Incline Village	0	0.00	\$0	0	0.00	\$0	0	0.00	\$0	0	0.00	\$0	0	0.00	\$0
Mesa View	0	0.00	\$0	0	0.00	\$0	0	0.00	\$0	2	1.00	\$5,812	0	0.00	\$0
Mount Grant	0	0.00	\$0	0	0.00	\$0	0	0.00	\$0	0	0.00	\$0	0	0.00	\$0
Northeastern	2	3.00	\$40,902	1	1.00	\$11,523	0	0.00	\$0	0	0.00	\$0	2	1.00	\$18,265
Nye	0	0.00	\$0	1	1.00	\$13,273	0	0.00	\$0	0	0.00	\$0	0	0.00	\$0
Pershing	0	0.00	\$0	2	3.50	\$11,570	0	0.00	\$0	0	0.00	\$0	0	0.00	\$0
South Lyon	0	0.00	\$0	0	0.00	\$0	0	0.00	\$0	0	0.00	\$0	0	0.00	\$0
William Bee Ririe	0	0.00	\$0	0	0.00	\$0	0	0.00	\$0	0	0.00	\$0	3	1.33	\$7,742
Total	3	2.33	\$28,211	10	2.50	\$13,695	6	2.83	\$17,671	5	1.60	\$12,417	8	3.50	\$33,333
All Counties	41	2.78	\$47,995	68	2.50	\$46,587	54	1.81	\$46,407	72	3.06	\$59,307	53	2.40	\$54,798

Peripheral Vascular Disorders (299-301)

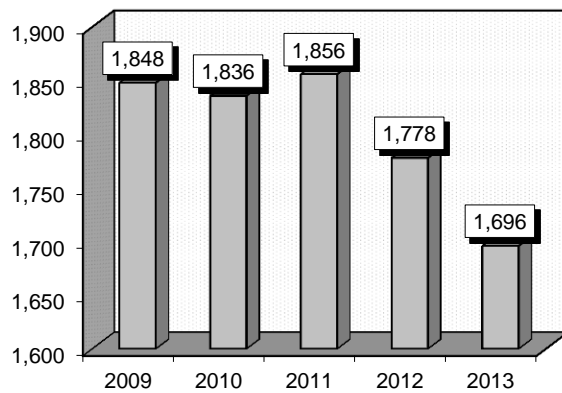
Diagnoses: that frequently accompanied Peripheral Vascular Disorders were: 1) Hypertension (4019), 2) Venous embolism and thrombosis of deep vessels of proximal lower extremity such as femoral, thigh, or upper leg (45341), 3) Tobacco use disorder (3051), 4) Chronic airway obstruction (496), 5) Other and unspecified hyperlipidemia (2724), 6) Atrial fibrillation (42731).

Definitions: **Hypertension:** Elevated blood pressure persistently exceeding 140/90. Essential hypertension, the most common kind, has no single identifiable cause. **Embolism:** A sudden blocking of an artery by a clot (embolus) or foreign object such as a blood clot, gas bubble, cholesterol, fat or tissue. The blockage can cause damage down stream from lack of oxygen or nutrients to a body tissue. **Thrombosis:** The presence or formation of a blood clot within a blood vessel. **Hyperlipidemia:** Elevated levels of lipids in the blood stream including cholesterol. **Fibrillation:** Abnormal uncontrolled rapid contraction of the fibers in the heart.

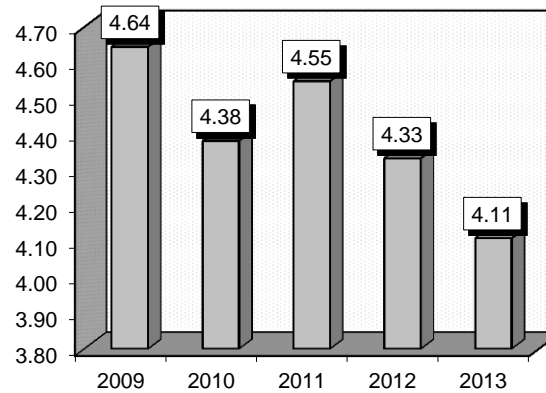
Comment: This page largely pertains to vascular disorders peripheral to the heart.

Gender	2009			2010			2011			2012			2013		
	Cases	Avg LOS	Avg Bill	Cases	Avg LOS	Avg Bill	Cases	Avg LOS	Avg Bill	Cases	Avg LOS	Avg Bill	Cases	Avg LOS	Avg Bill
Male	998	4.72	\$32,637	997	4.48	\$34,826	987	4.57	\$39,405	991	4.19	\$41,188	945	4.20	\$41,656
Female	850	4.56	\$30,677	839	4.27	\$33,658	869	4.52	\$39,801	787	4.51	\$44,104	751	3.99	\$41,579
Age Group	Cases	Avg LOS	Avg Bill	Cases	Avg LOS	Avg Bill	Cases	Avg LOS	Avg Bill	Cases	Avg LOS	Avg Bill	Cases	Avg LOS	Avg Bill
0-17	6	2.50	\$18,218	9	1.56	\$14,007	8	3.88	\$65,610	11	4.55	\$31,998	6	3.00	\$20,227
18-35	140	4.86	\$31,156	119	4.03	\$30,005	114	5.66	\$47,644	101	3.98	\$36,642	111	4.55	\$42,539
36-49	314	4.41	\$29,240	316	4.87	\$36,763	287	4.61	\$38,846	280	4.50	\$42,252	233	4.46	\$40,158
50-64	512	4.73	\$30,742	504	4.44	\$34,398	508	4.53	\$39,603	515	4.35	\$41,729	483	4.25	\$42,184
65+	876	4.66	\$33,397	888	4.25	\$34,134	939	4.41	\$38,612	871	4.31	\$43,803	863	3.89	\$41,733
Total	1,848	4.64	\$31,736	1,836	4.38	\$34,292	1,856	4.55	\$39,590	1,778	4.33	\$42,478	1,696	4.11	\$41,622

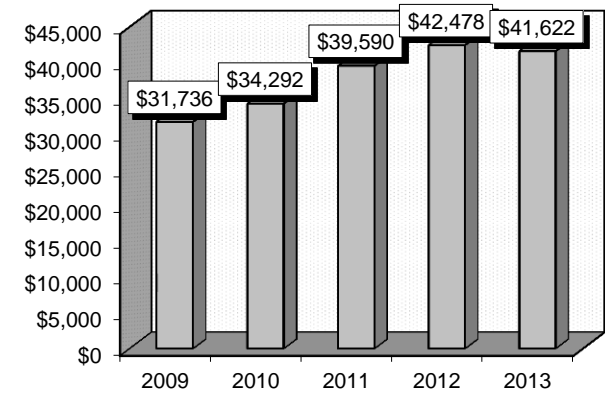
Patient Discharges



Average Length of Stay



Average Billed Charges



County / Hospital	2009			2010			2011			2012			2013		
	Cases	Avg LOS	Avg Bill	Cases	Avg LOS	Avg Bill	Cases	Avg LOS	Avg Bill	Cases	Avg LOS	Avg Bill	Cases	Avg LOS	Avg Bill
Clark															
Centennial Hills	58	4.47	\$27,042	61	4.41	\$36,992	63	4.70	\$47,208	49	5.37	\$57,040	52	3.88	\$50,452
Desert Springs	132	5.83	\$36,857	85	5.18	\$41,801	107	5.46	\$51,479	123	5.12	\$51,935	96	4.33	\$54,721
Mountain View	118	4.74	\$39,492	119	4.60	\$45,097	135	4.39	\$44,838	134	5.15	\$60,403	126	4.67	\$56,264
North Vista	53	4.53	\$34,696	53	8.00	\$55,993	53	7.91	\$60,277	50	6.20	\$48,313	55	5.75	\$44,575
Southern Hills	39	6.41	\$46,047	50	4.06	\$32,907	43	4.07	\$37,312	41	2.24	\$24,390	52	4.50	\$44,287
Spring Valley	73	3.71	\$36,032	68	4.31	\$40,052	79	4.04	\$45,878	73	4.71	\$65,349	97	4.35	\$54,755
St. Rose-Rose de Lima	51	4.90	\$29,755	54	4.57	\$28,712	58	4.95	\$38,639	59	3.95	\$33,889	53	3.17	\$34,719
St. Rose-San Martin	90	4.62	\$28,105	98	5.01	\$37,242	89	4.10	\$38,112	72	4.68	\$38,315	48	4.52	\$47,916
St. Rose-Siena	124	5.23	\$35,704	101	5.09	\$38,215	109	5.06	\$42,807	80	3.93	\$33,562	128	3.78	\$40,192
Summerlin	100	3.94	\$36,132	113	4.08	\$44,719	126	4.32	\$54,995	115	4.34	\$59,092	107	5.43	\$60,193
Sunrise	191	5.56	\$46,801	187	4.30	\$44,937	170	4.46	\$53,822	173	4.92	\$63,137	171	3.74	\$49,338
UMC	187	4.07	\$25,060	177	4.22	\$27,213	194	4.37	\$31,137	175	3.65	\$26,764	163	4.34	\$28,616
Valley	118	4.41	\$36,600	120	3.96	\$39,117	111	4.41	\$47,897	120	5.72	\$67,983	118	3.97	\$48,859
Total	1,334	4.80	\$35,525	1,286	4.60	\$39,300	1,337	4.66	\$45,396	1,264	4.66	\$50,211	1,266	4.30	\$47,096
Washoe															
Carson Tahoe	61	3.41	\$25,429	62	4.47	\$27,612	50	5.44	\$31,646	40	3.03	\$24,599	55	3.29	\$27,494
Northern Nevada	33	4.21	\$25,444	44	3.23	\$23,026	37	2.89	\$22,593	29	2.76	\$29,025	16	3.06	\$26,723
Renown Regional	187	4.76	\$25,444	178	4.29	\$27,734	211	4.68	\$29,233	199	4.04	\$27,844	146	3.97	\$28,968
Renown S. Meadows	41	2.98	\$15,643	33	3.21	\$20,463	26	3.35	\$18,993	48	2.65	\$17,056	42	2.31	\$19,262
Saint Mary's	97	4.80	\$21,695	132	3.95	\$19,224	98	4.11	\$22,818	91	3.80	\$23,159	101	3.96	\$28,117
Sierra Surgery	0	0.00	\$0	0	0.00	\$0	0	0.00	\$0	0	0.00	\$0	0	0.00	\$0
Total	419	4.36	\$23,615	449	4.03	\$24,220	422	4.40	\$26,816	407	3.63	\$25,290	360	3.63	\$27,272
Rural															
Battle Mountain	0	0.00	\$0	0	0.00	\$0	0	0.00	\$0	0	0.00	\$0	1	1.00	\$4,849
Boulder City	9	2.22	\$4,824	6	2.83	\$4,518	9	5.89	\$6,834	6	3.50	\$8,516	6	4.67	\$14,985
Carson Valley	10	6.20	\$21,517	4	3.75	\$17,070	4	3.00	\$14,802	5	3.80	\$22,815	5	2.40	\$16,552
Churchill	15	3.87	\$12,007	11	2.27	\$8,273	18	4.67	\$18,546	24	3.21	\$12,852	13	2.85	\$11,861
Desert View	24	3.63	\$16,958	18	3.11	\$12,735	29	3.52	\$17,284	20	3.30	\$15,463	11	2.36	\$13,565
Grover C. Dils	1	2.00	\$3,891	0	0.00	\$0	0	0.00	\$0	0	0.00	\$0	2	4.00	\$4,718
Humboldt	4	3.25	\$7,583	2	5.00	\$17,500	6	2.83	\$11,884	8	3.00	\$16,752	6	5.50	\$26,211
Incline Village	0	0.00	\$0	0	0.00	\$0	0	0.00	\$0	0	0.00	\$0	0	0.00	\$0
Mesa View	4	3.25	\$12,139	10	3.40	\$13,260	8	1.88	\$7,647	3	3.00	\$17,080	4	2.00	\$8,882
Mount Grant	4	4.50	\$5,319	4	4.00	\$9,291	5	4.60	\$12,855	2	1.50	\$4,146	1	2.00	\$4,298
Northeastern	20	3.75	\$19,649	32	3.38	\$24,575	13	3.08	\$21,091	28	3.04	\$24,528	17	3.00	\$24,655
Nye	1	2.00	\$2,662	8	2.00	\$6,833	2	2.50	\$10,175	7	3.43	\$9,821	0	0.00	\$0
Pershing	2	1.50	\$3,267	1	5.00	\$9,603	1	1.00	\$2,893	1	4.00	\$8,033	0	0.00	\$0
South Lyon	1	2.00	\$10,894	0	0.00	\$0	0	0.00	\$0	0	0.00	\$0	2	2.50	\$7,078
William Bee Ririe	0	0.00	\$0	5	3.60	\$15,150	2	1.50	\$9,767	3	2.33	\$9,174	2	3.50	\$14,205
Total	95	3.74	\$14,345	101	3.17	\$15,315	97	3.66	\$15,149	107	3.17	\$16,519	70	3.11	\$16,417
All Counties	1,848	4.64	\$31,736	1,836	4.38	\$34,292	1,856	4.55	\$39,590	1,778	4.33	\$42,478	1,696	4.11	\$41,622

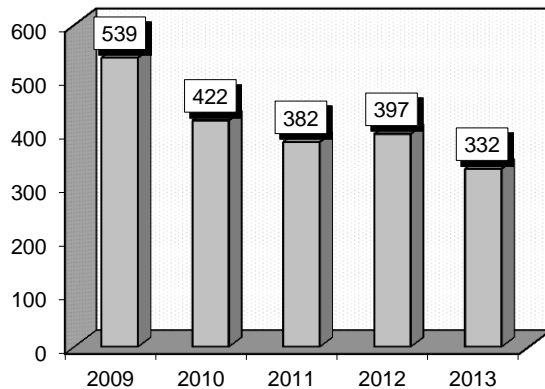
Atherosclerosis (302-303)

Diagnoses: that frequently accompanied Atherosclerosis were: 1) Hypertension (4019), 2) Intermediate coronary syndrome (4111), 3) Old myocardial infarction (412), 4) Tobacco use disorder (3051), 5) Congestive heart failure (4280), 6) Other and unspecified hyperlipidemia (2724), 7) Esophageal reflux (53081).

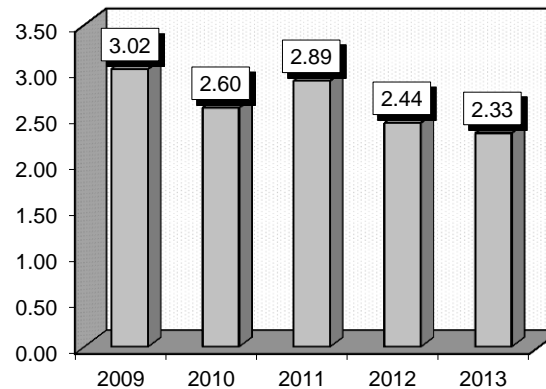
Definitions: **Hypertension:** Elevated blood pressure persistently exceeding 140/90. Essential hypertension, the most common kind, has no single identifiable cause. **Myocardial infarction:** (Heart Attack) A heart attack occurs when the blood supply to part of the heart is cut off. **Necrosis:** Tissue death of a region of the myocardium caused by an interruption in the supply of blood to the heart, usually as a result of occlusion of a coronary artery. **Myocardium:** The middle and thickest of the three layers making up the wall of the heart. **Embolism:** A sudden blocking of an artery by a clot (embolus) or foreign object such as a blood clot, gas bubble, cholesterol, fat or tissue. The blockage can cause damage down stream from lack of oxygen or nutrients to a body tissue. **Thrombosis:** The presence or formation of a blood clot within a blood vessel. **Hyperlipidemia:** Elevated levels of lipids in the blood stream including cholesterol. **Fibrillation:** Abnormal uncontrolled rapid contraction of the fibers in the heart. **Atherosclerosis:** Clogging, hardening and narrow of the arteries and blood vessels.

Gender	2009			2010			2011			2012			2013		
	Cases	Avg LOS	Avg Bill	Cases	Avg LOS	Avg Bill	Cases	Avg LOS	Avg Bill	Cases	Avg LOS	Avg Bill	Cases	Avg LOS	Avg Bill
Male	338	3.21	\$26,250	257	2.59	\$28,137	244	2.90	\$31,558	241	2.57	\$28,003	222	2.38	\$31,634
Female	201	2.70	\$25,343	165	2.61	\$26,331	138	2.88	\$30,465	156	2.22	\$33,437	110	2.22	\$33,069
Age Group	Cases	Avg LOS	Avg Bill	Cases	Avg LOS	Avg Bill	Cases	Avg LOS	Avg Bill	Cases	Avg LOS	Avg Bill	Cases	Avg LOS	Avg Bill
0-17	1	1.00	\$5,192	1	11.00	\$121,867	1	2.00	\$14,038	1	1.00	\$49,791	0	0.00	\$0
18-35	4	2.25	\$24,842	2	7.50	\$53,189	4	9.75	\$119,383	3	8.33	\$57,674	5	2.60	\$43,509
36-49	73	5.51	\$30,473	36	2.44	\$26,722	34	2.50	\$34,839	43	2.98	\$34,267	25	2.28	\$30,624
50-64	166	2.55	\$24,590	147	2.56	\$28,793	130	2.71	\$31,501	118	2.17	\$27,737	109	2.39	\$33,271
65+	295	2.68	\$25,611	236	2.57	\$26,073	213	2.94	\$28,793	232	2.40	\$30,153	193	2.29	\$31,350
Total	539	3.02	\$25,912	422	2.60	\$27,431	382	2.89	\$31,163	397	2.44	\$30,138	332	2.33	\$32,109

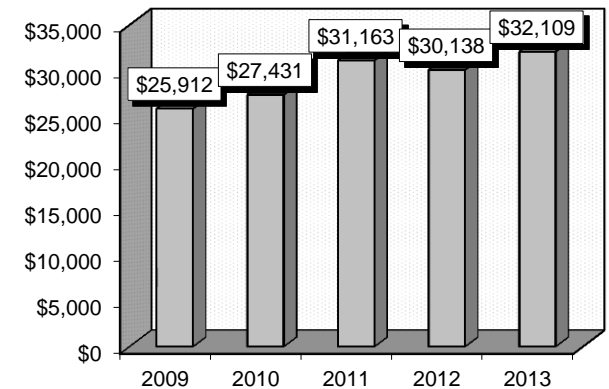
Patient Discharges



Average Length of Stay



Average Billed Charges



County / Hospital	2009			2010			2011			2012			2013		
	Cases	Avg LOS	Avg Bill	Cases	Avg LOS	Avg Bill	Cases	Avg LOS	Avg Bill	Cases	Avg LOS	Avg Bill	Cases	Avg LOS	Avg Bill
Clark															
Centennial Hills	34	2.53	\$24,696	13	3.00	\$37,186	20	1.75	\$30,501	16	3.44	\$45,333	11	1.64	\$51,307
Desert Springs	45	3.27	\$29,941	32	2.47	\$29,278	22	2.27	\$35,042	31	2.48	\$35,159	22	2.82	\$37,918
Mountain View	42	3.33	\$30,182	35	2.91	\$31,402	36	2.14	\$32,790	28	2.61	\$36,036	33	2.48	\$43,390
North Vista	13	5.69	\$46,494	14	3.79	\$35,915	12	5.42	\$57,941	2	1.50	\$24,078	8	2.25	\$29,602
Southern Hills	4	1.25	\$14,753	5	1.60	\$18,084	4	2.25	\$28,358	9	1.44	\$22,473	9	1.33	\$22,844
Spring Valley	14	2.93	\$31,361	15	2.13	\$34,418	22	2.59	\$33,838	18	1.83	\$39,370	19	1.63	\$44,355
St. Rose-Rose de Lima	29	2.24	\$21,402	14	3.07	\$27,424	11	1.82	\$26,645	6	2.67	\$30,190	10	2.70	\$31,098
St. Rose-San Martin	17	3.12	\$24,361	17	5.00	\$53,483	7	4.71	\$107,042	9	2.11	\$19,999	6	2.00	\$41,056
St. Rose-Siena	33	2.12	\$28,196	21	2.05	\$25,957	17	2.88	\$27,285	18	2.56	\$34,314	9	1.44	\$28,376
Summerlin	25	2.72	\$29,469	24	2.04	\$22,534	25	6.44	\$27,848	20	3.05	\$30,828	25	3.48	\$34,154
Sunrise	41	3.49	\$39,505	33	2.73	\$34,974	37	2.41	\$33,444	51	2.04	\$38,745	38	2.32	\$38,286
UMC	41	2.63	\$22,456	21	2.43	\$22,405	28	3.46	\$29,149	38	3.39	\$32,166	24	4.00	\$33,447
Valley	40	6.88	\$30,112	55	2.69	\$34,042	38	3.11	\$39,535	31	2.68	\$41,239	33	2.06	\$32,341
Total	378	3.37	\$29,111	299	2.75	\$31,789	279	3.08	\$35,387	277	2.57	\$35,579	247	2.49	\$36,871
Washoe															
Carson Tahoe	19	1.89	\$15,693	17	2.71	\$19,072	8	4.00	\$32,707	10	1.60	\$14,906	5	1.00	\$13,702
Northern Nevada	4	2.75	\$23,321	4	1.50	\$20,364	5	1.80	\$25,744	4	1.75	\$26,428	5	1.60	\$29,689
Renown Regional	72	2.44	\$20,999	42	2.33	\$19,638	52	2.48	\$21,040	38	2.39	\$21,409	12	3.25	\$24,939
Renown S. Meadows	20	2.35	\$24,192	8	1.88	\$20,390	2	1.50	\$22,638	3	1.00	\$21,808	0	0.00	\$0
Saint Mary's	20	1.70	\$12,215	15	2.60	\$19,028	12	2.17	\$18,245	44	1.68	\$15,725	58	1.47	\$15,619
Sierra Surgery	0	0.00	\$0	0	0.00	\$0	0	0.00	\$0	0	0.00	\$0	0	0.00	\$0
Total	135	2.25	\$19,493	86	2.37	\$19,523	79	2.52	\$22,135	99	1.93	\$18,441	80	1.71	\$17,777
Rural															
Battle Mountain	0	0.00	\$0	0	0.00	\$0	0	0.00	\$0	0	0.00	\$0	0	0.00	\$0
Boulder City	1	4.00	\$11,281	1	8.00	\$32,686	1	1.00	\$761	1	3.00	\$3,513	1	10.00	\$49,757
Carson Valley	2	2.50	\$18,152	2	1.50	\$14,110	1	1.00	\$2,895	0	0.00	\$0	0	0.00	\$0
Churchill	6	1.67	\$13,267	5	2.00	\$12,330	5	3.40	\$16,889	2	2.50	\$13,762	0	0.00	\$0
Desert View	5	2.60	\$15,007	10	1.90	\$10,864	8	1.75	\$9,323	5	1.60	\$10,770	2	2.00	\$14,018
Grover C. Dils	0	0.00	\$0	0	0.00	\$0	0	0.00	\$0	1	1.00	\$2,058	0	0.00	\$0
Humboldt	0	0.00	\$0	1	6.00	\$9,991	4	2.00	\$17,211	0	0.00	\$0	0	0.00	\$0
Incline Village	0	0.00	\$0	0	0.00	\$0	0	0.00	\$0	0	0.00	\$0	0	0.00	\$0
Mesa View	4	1.00	\$5,315	10	1.00	\$7,023	1	1.00	\$4,431	1	1.00	\$13,597	1	1.00	\$6,830
Mount Grant	0	0.00	\$0	2	2.00	\$8,993	1	1.00	\$7,350	2	15.00	\$29,706	0	0.00	\$0
Northeastern	2	2.00	\$16,708	3	1.33	\$12,320	2	1.00	\$12,840	4	2.25	\$21,527	1	6.00	\$46,497
Nye	2	1.50	\$13,368	1	2.00	\$11,776	0	0.00	\$0	4	1.50	\$8,097	0	0.00	\$0
Pershing	1	1.00	\$8,873	0	0.00	\$0	0	0.00	\$0	0	0.00	\$0	0	0.00	\$0
South Lyon	0	0.00	\$0	0	0.00	\$0	0	0.00	\$0	0	0.00	\$0	0	0.00	\$0
William Bee Ririe	3	1.67	\$12,778	2	2.50	\$6,953	1	1.00	\$13,738	1	1.00	\$5,338	0	0.00	\$0
Total	26	1.88	\$12,724	37	1.92	\$10,596	24	1.92	\$11,780	21	3.05	\$13,514	5	4.20	\$26,224
All Counties	539	3.02	\$25,912	422	2.60	\$27,431	382	2.89	\$31,163	397	2.44	\$30,138	332	2.33	\$32,109

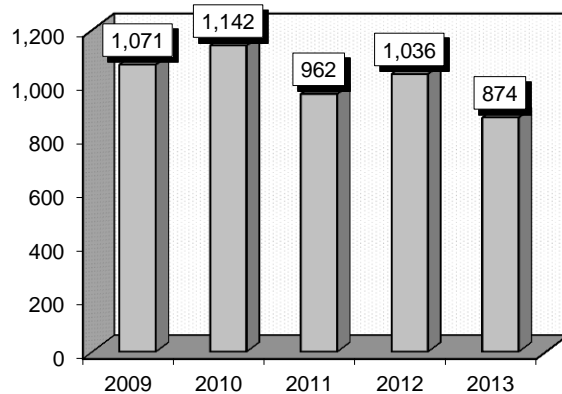
Hypertension (304-305)

Diagnoses: that frequently accompanied Hypertension were: 1) Diabetes Mellitus II without mention of complication (25000), 2) Tobacco use disorder (3051), 3) Other and unspecified hyperlipidemia (2724), 4) Chest pain (78659), 5) Hypopotassemia, Hypokalemia (2768).

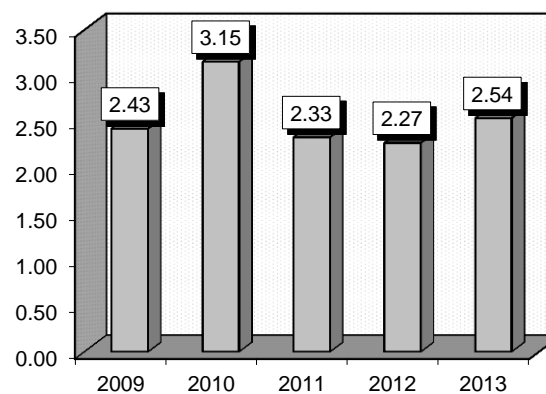
Definitions: **Diabetes mellitus:** A group of disorders in which the body is unable to competently process blood sugars leading to hyperglycemia. This can lead to a host of ailments including poor circulation, kidney disorders and blindness. **Hyperglycemia:** A condition in which an excessive amount of glucose circulates in the blood plasma. **Hypertension:** Elevated blood pressure persistently exceeding 140/90. Essential hypertension, the most common kind, has no single identifiable cause. **Hyperlipidemia:** Elevated levels of lipids in the blood stream including cholesterol. **Chest pain:** A physical complaint that requires immediate diagnosis and evaluation. Chest pain can be a sign of cardiac disease, or of pulmonary (lung) disease. Over 90% of severe chest pain is caused by coronary artery disease, spinal root compression or a psychological disturbance. **Hypopotassemia:** Hypokalemia. Abnormally low levels of potassium circulation in the blood. Associated with adrenal tumors or taking diuretics.

Gender	2009			2010			2011			2012			2013		
	Cases	Avg LOS	Avg Bill	Cases	Avg LOS	Avg Bill	Cases	Avg LOS	Avg Bill	Cases	Avg LOS	Avg Bill	Cases	Avg LOS	Avg Bill
Male	443	2.37	\$23,774	436	2.46	\$27,188	341	2.21	\$28,537	397	2.21	\$28,572	358	2.68	\$35,795
Female	628	2.46	\$23,852	706	3.59	\$27,674	621	2.40	\$29,289	639	2.31	\$29,198	516	2.44	\$33,249
Age Group	Cases	Avg LOS	Avg Bill	Cases	Avg LOS	Avg Bill	Cases	Avg LOS	Avg Bill	Cases	Avg LOS	Avg Bill	Cases	Avg LOS	Avg Bill
0-17	9	2.11	\$18,988	3	2.33	\$19,560	3	3.00	\$24,336	3	2.33	\$9,396	4	4.00	\$44,558
18-35	58	1.84	\$22,145	46	2.39	\$26,376	29	2.00	\$28,191	32	2.13	\$31,888	45	2.29	\$43,945
36-49	222	2.41	\$23,736	241	2.23	\$27,365	182	2.10	\$28,602	204	2.02	\$27,659	160	2.29	\$34,305
50-64	355	2.40	\$24,644	345	2.37	\$26,624	307	2.33	\$28,957	363	2.28	\$30,457	317	2.53	\$33,199
65+	427	2.55	\$23,507	507	4.20	\$28,282	441	2.45	\$29,329	434	2.40	\$28,235	348	2.69	\$33,914
Total	1,071	2.43	\$23,820	1,142	3.15	\$27,488	962	2.33	\$29,023	1,036	2.27	\$28,958	874	2.54	\$34,292

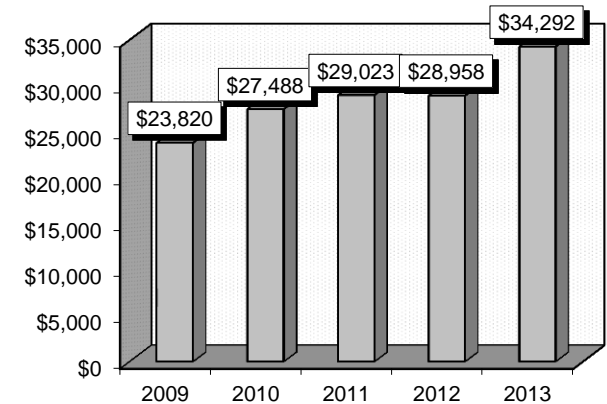
Patient Discharges



Average Length of Stay



Average Billed Charges



County / Hospital	2009			2010			2011			2012			2013		
	Cases	Avg LOS	Avg Bill	Cases	Avg LOS	Avg Bill	Cases	Avg LOS	Avg Bill	Cases	Avg LOS	Avg Bill	Cases	Avg LOS	Avg Bill
Clark															
Centennial Hills	77	2.30	\$24,912	66	2.41	\$30,789	56	2.23	\$33,771	37	1.89	\$33,200	49	1.90	\$38,684
Desert Springs	69	3.04	\$28,636	87	2.57	\$28,382	89	2.80	\$31,119	69	2.43	\$32,857	61	3.85	\$51,411
Mountain View	84	2.62	\$26,943	119	2.24	\$29,136	111	2.17	\$31,093	136	2.19	\$34,500	79	2.46	\$39,808
North Vista	43	2.77	\$28,457	43	3.09	\$38,435	31	3.65	\$40,633	41	2.90	\$28,973	35	3.09	\$34,725
Southern Hills	17	2.18	\$22,986	17	2.12	\$23,989	20	1.55	\$23,288	50	1.72	\$21,317	24	1.79	\$28,213
Spring Valley	57	3.09	\$23,186	72	2.19	\$29,407	43	1.74	\$28,624	32	2.41	\$31,362	35	1.80	\$50,050
St. Rose-Rose de Lima	64	2.44	\$25,897	47	2.89	\$30,015	32	2.25	\$30,270	36	2.58	\$31,953	37	2.32	\$33,057
St. Rose-San Martin	32	3.00	\$33,875	37	2.11	\$27,267	27	2.33	\$31,653	22	2.32	\$32,166	21	2.19	\$33,240
St. Rose-Siena	51	2.04	\$22,635	59	2.61	\$31,073	40	2.18	\$35,803	34	2.47	\$34,123	28	2.82	\$44,926
Summerlin	65	1.98	\$22,424	64	2.06	\$28,102	49	2.16	\$31,589	45	2.33	\$38,345	59	2.32	\$40,287
Sunrise	84	2.44	\$28,064	107	2.97	\$35,097	116	2.28	\$35,214	117	2.38	\$38,017	68	3.41	\$52,485
UMC	163	2.55	\$22,953	168	2.29	\$21,561	94	2.72	\$24,384	105	2.45	\$25,343	90	2.86	\$25,165
Valley	96	2.35	\$23,420	79	2.38	\$30,862	66	2.47	\$32,683	56	2.66	\$36,164	67	2.49	\$36,731
Total	902	2.52	\$25,270	965	2.45	\$29,029	774	2.38	\$31,532	780	2.35	\$32,465	653	2.66	\$39,313
Washoe															
Carson Tahoe	11	1.73	\$13,067	11	2.73	\$20,933	24	2.33	\$17,568	13	1.46	\$13,040	21	2.52	\$24,465
Northern Nevada	14	1.93	\$20,245	14	1.86	\$19,869	8	1.88	\$20,032	9	2.56	\$28,476	4	1.00	\$31,057
Renown Regional	69	2.01	\$18,914	55	2.25	\$23,689	77	2.13	\$22,575	94	1.99	\$23,102	53	2.36	\$22,844
Renown S. Meadows	14	1.36	\$18,387	19	1.89	\$19,709	12	1.83	\$20,281	26	1.73	\$20,843	21	1.52	\$20,632
Saint Mary's	22	2.14	\$14,937	15	2.33	\$21,184	22	2.23	\$19,729	46	1.61	\$16,660	81	2.05	\$17,515
Sierra Surgery	0	0.00	\$0	0	0.00	\$0	0	0.00	\$0	0	0.00	\$0	0	0.00	\$0
Total	130	1.93	\$17,833	114	2.20	\$21,961	143	2.14	\$20,962	188	1.85	\$20,775	180	2.11	\$20,559
Rural															
Battle Mountain	0	0.00	\$0	0	0.00	\$0	0	0.00	\$0	0	0.00	\$0	1	1.00	\$2,700
Boulder City	3	2.00	\$5,013	4	1.25	\$4,997	0	0.00	\$0	3	4.00	\$5,922	2	4.00	\$5,904
Carson Valley	2	1.50	\$5,993	2	1.50	\$6,878	0	0.00	\$0	0	0.00	\$0	1	2.00	\$7,979
Churchill	5	1.20	\$11,215	9	1.44	\$9,895	6	2.00	\$14,685	12	2.42	\$13,542	3	2.67	\$16,879
Desert View	14	1.93	\$10,753	21	2.24	\$10,475	15	1.93	\$8,995	29	2.34	\$9,714	20	2.40	\$14,782
Grover C. Dils	1	6.00	\$12,180	0	0.00	\$0	1	2.00	\$5,088	0	0.00	\$0	1	2.00	\$5,703
Humboldt	0	0.00	\$0	3	280.33	\$82,567	6	2.33	\$13,328	2	3.50	\$14,807	2	5.00	\$37,105
Incline Village	0	0.00	\$0	0	0.00	\$0	0	0.00	\$0	0	0.00	\$0	0	0.00	\$0
Mesa View	1	1.00	\$8,770	5	1.80	\$8,160	0	0.00	\$0	3	1.33	\$8,253	2	1.50	\$9,015
Mount Grant	4	1.50	\$3,952	15	3.93	\$11,228	6	3.50	\$10,194	10	2.40	\$8,366	6	2.00	\$8,090
Northeastern	3	2.33	\$19,443	3	1.67	\$20,182	7	1.43	\$15,612	5	2.80	\$23,920	3	2.67	\$27,786
Nye	2	1.50	\$12,656	0	0.00	\$0	3	2.00	\$9,048	1	8.00	\$33,502	0	0.00	\$0
Pershing	2	4.00	\$11,030	0	0.00	\$0	0	0.00	\$0	0	0.00	\$0	0	0.00	\$0
South Lyon	0	0.00	\$0	0	0.00	\$0	1	1.00	\$11,000	0	0.00	\$0	0	0.00	\$0
William Bee Ririe	2	3.00	\$11,330	1	3.00	\$14,185	0	0.00	\$0	3	2.00	\$6,412	0	0.00	\$0
Total	39	2.03	\$10,225	63	15.63	\$13,880	45	2.11	\$11,482	68	2.53	\$11,358	41	2.49	\$14,600
All Counties	1,071	2.43	\$23,820	1,142	3.15	\$27,488	962	2.33	\$29,023	1,036	2.27	\$28,958	874	2.54	\$34,292

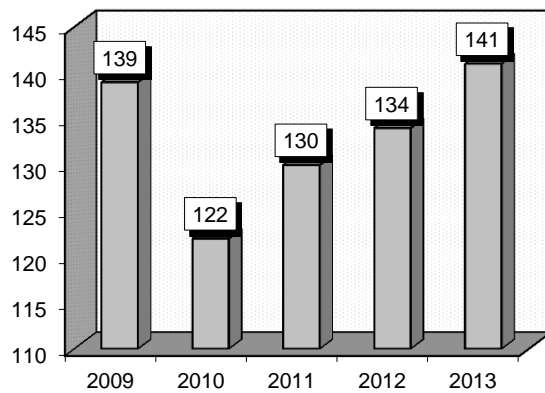
Cardiac Congenital & Valvular Disorders (306-307)

Diagnoses: that frequently accompanied Cardiac Congenital & Valvular Disorders were: 1) Aortic valve disorders (4241), 2) Congestive heart failure (4280), 3) Hypertension (4019), 4) Other and unspecified hyperlipidemia (2724), 5) Hypopotassemia (2768), 6) Respiratory abnormality (78609), 7) Ventricular septal defect (7454).

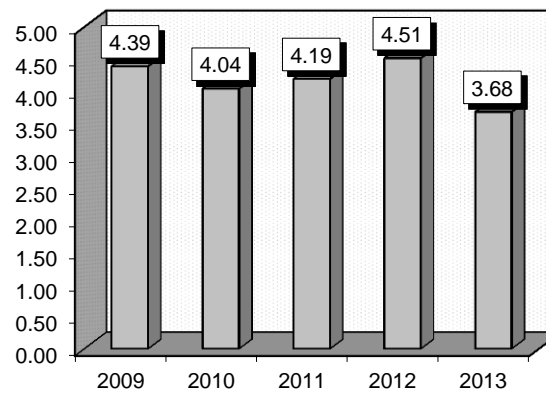
Definitions: **Aorta:** The largest artery in the body. It carries oxygen-rich blood away from the heart to vessels that reach the rest of the body. **Septal defect:** Defect of the septum. **Septum:** The muscular wall separating the right and left sides of the heart. **Hypertension:** Elevated blood pressure persistently exceeding 140/90. Essential hypertension, the most common kind, has no single identifiable cause. **Hyperlipidemia:** Elevated levels of lipids in the blood stream including cholesterol. **Chest pain:** A physical complaint that requires immediate diagnosis and evaluation. Chest pain can be a sign of cardiac disease, or of pulmonary (lung) disease. Over 90% of severe chest pain is caused by coronary artery disease, spinal root compression or a psychological disturbance. **Hypopotassemia:** Hypokalemia. Abnormally low levels of potassium circulation in the blood. Associated with adrenal tumors or taking diuretics.

Gender	2009			2010			2011			2012			2013		
	Cases	Avg LOS	Avg Bill	Cases	Avg LOS	Avg Bill	Cases	Avg LOS	Avg Bill	Cases	Avg LOS	Avg Bill	Cases	Avg LOS	Avg Bill
Male	77	4.88	\$39,835	61	3.93	\$48,472	61	4.34	\$47,446	65	5.25	\$58,311	68	3.35	\$51,340
Female	62	3.77	\$32,048	61	4.15	\$32,939	69	4.06	\$38,394	69	3.83	\$41,772	73	3.99	\$46,657
Age Group	Cases	Avg LOS	Avg Bill	Cases	Avg LOS	Avg Bill	Cases	Avg LOS	Avg Bill	Cases	Avg LOS	Avg Bill	Cases	Avg LOS	Avg Bill
0-17	25	3.84	\$25,426	18	3.61	\$44,551	22	3.14	\$26,103	16	7.88	\$66,367	20	3.95	\$56,806
18-35	5	5.00	\$30,949	8	5.50	\$39,173	9	6.89	\$51,617	7	2.57	\$31,726	3	2.33	\$135,452
36-49	11	3.27	\$39,728	10	3.50	\$29,556	13	3.85	\$28,234	13	3.31	\$48,633	13	8.00	\$69,284
50-64	16	3.00	\$33,569	14	2.79	\$31,596	14	6.14	\$72,274	14	2.79	\$37,939	12	3.83	\$82,511
65+	82	4.94	\$40,119	72	4.31	\$43,234	72	3.86	\$43,412	84	4.51	\$50,300	93	3.04	\$37,244
Total	139	4.39	\$36,362	122	4.04	\$40,705	130	4.19	\$42,641	134	4.51	\$49,795	141	3.68	\$48,915

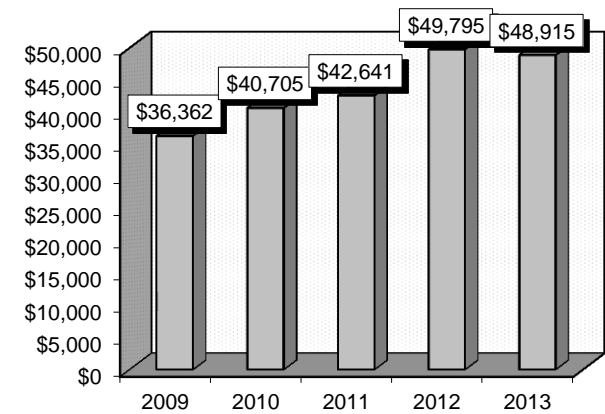
Patient Discharges



Average Length of Stay



Average Billed Charges



County / Hospital	2009			2010			2011			2012			2013		
	Cases	Avg LOS	Avg Bill	Cases	Avg LOS	Avg Bill	Cases	Avg LOS	Avg Bill	Cases	Avg LOS	Avg Bill	Cases	Avg LOS	Avg Bill
Clark															
Centennial Hills	6	3.67	\$39,127	2	2.00	\$26,993	4	3.75	\$47,703	1	3.00	\$51,805	4	2.25	\$50,867
Desert Springs	16	3.63	\$29,714	4	4.50	\$29,554	12	6.83	\$73,765	2	14.50	\$155,669	13	8.54	\$74,820
Mountain View	7	2.29	\$21,113	4	2.75	\$39,210	6	3.83	\$32,245	8	6.75	\$102,273	8	5.00	\$72,830
North Vista	2	3.00	\$33,021	1	15.00	\$190,546	2	9.00	\$141,006	2	4.50	\$53,802	1	8.00	\$55,752
Southern Hills	0	0.00	\$0	0	0.00	\$0	0	0.00	\$0	2	2.50	\$46,730	4	2.75	\$32,951
Spring Valley	7	4.71	\$40,671	4	3.50	\$28,511	7	8.00	\$68,971	6	2.50	\$39,240	5	6.60	\$54,461
St. Rose-Rose de Lima	6	4.33	\$34,848	3	4.00	\$35,733	2	12.00	\$72,491	4	5.50	\$56,852	4	5.00	\$74,909
St. Rose-San Martin	7	3.71	\$43,709	7	4.43	\$82,313	10	4.40	\$51,925	11	4.82	\$39,448	5	1.60	\$28,208
St. Rose-Siena	4	5.00	\$37,479	7	4.43	\$36,146	7	4.71	\$50,892	12	4.67	\$51,811	5	2.20	\$32,412
Summerlin	3	3.67	\$24,436	14	3.64	\$48,060	10	2.80	\$41,911	8	1.75	\$26,874	12	3.17	\$38,129
Sunrise	24	3.75	\$30,739	21	2.52	\$41,488	22	2.55	\$29,113	20	5.35	\$81,428	30	2.83	\$57,169
UMC	5	9.80	\$55,578	10	7.10	\$55,635	9	3.56	\$28,921	11	4.27	\$27,746	5	4.80	\$71,312
Valley	12	9.00	\$101,711	9	3.89	\$51,866	8	5.00	\$81,769	5	1.20	\$36,522	7	3.71	\$93,586
Total	99	4.70	\$42,254	86	4.02	\$48,108	99	4.56	\$50,796	92	4.57	\$56,873	103	4.12	\$58,307
Washoe															
Carson Tahoe	5	3.60	\$19,062	5	6.20	\$32,916	1	4.00	\$21,587	2	2.50	\$25,480	4	3.00	\$20,112
Northern Nevada	0	0.00	\$0	3	3.67	\$26,503	3	1.33	\$22,952	3	3.00	\$32,321	1	1.00	\$22,101
Renown Regional	23	4.30	\$25,340	9	5.67	\$34,953	12	2.50	\$15,480	19	3.89	\$27,489	14	2.93	\$29,993
Renown S. Meadows	4	3.50	\$25,944	1	6.00	\$30,050	2	3.00	\$29,324	3	4.67	\$37,382	5	2.40	\$24,809
Saint Mary's	3	1.67	\$12,233	5	1.60	\$11,524	2	4.00	\$17,764	8	7.38	\$59,018	6	1.67	\$17,298
Sierra Surgery	0	0.00	\$0	0	0.00	\$0	0	0.00	\$0	0	0.00	\$0	0	0.00	\$0
Total	35	3.89	\$23,389	23	4.65	\$28,102	20	2.60	\$18,519	35	4.60	\$35,843	30	2.53	\$25,009
Rural															
Battle Mountain	0	0.00	\$0	0	0.00	\$0	0	0.00	\$0	0	0.00	\$0	0	0.00	\$0
Boulder City	0	0.00	\$0	0	0.00	\$0	0	0.00	\$0	0	0.00	\$0	0	0.00	\$0
Carson Valley	1	2.00	\$15,229	0	0.00	\$0	0	0.00	\$0	1	1.00	\$4,979	0	0.00	\$0
Churchill	0	0.00	\$0	0	0.00	\$0	2	2.50	\$19,132	1	3.00	\$19,688	0	0.00	\$0
Desert View	0	0.00	\$0	10	3.20	\$14,995	4	3.00	\$14,382	3	3.00	\$18,851	6	2.67	\$19,355
Grover C. Dils	0	0.00	\$0	0	0.00	\$0	0	0.00	\$0	0	0.00	\$0	0	0.00	\$0
Humboldt	1	3.00	\$8,309	2	2.00	\$10,767	0	0.00	\$0	1	6.00	\$51,378	1	1.00	\$9,283
Incline Village	0	0.00	\$0	0	0.00	\$0	0	0.00	\$0	0	0.00	\$0	0	0.00	\$0
Mesa View	1	1.00	\$10,255	0	0.00	\$0	1	1.00	\$12,686	0	0.00	\$0	0	0.00	\$0
Mount Grant	0	0.00	\$0	0	0.00	\$0	0	0.00	\$0	0	0.00	\$0	0	0.00	\$0
Northeastern	0	0.00	\$0	0	0.00	\$0	0	0.00	\$0	1	5.00	\$53,138	1	2.00	\$15,689
Nye	0	0.00	\$0	0	0.00	\$0	4	6.00	\$8,942	0	0.00	\$0	0	0.00	\$0
Pershing	0	0.00	\$0	0	0.00	\$0	0	0.00	\$0	0	0.00	\$0	0	0.00	\$0
South Lyon	0	0.00	\$0	0	0.00	\$0	0	0.00	\$0	0	0.00	\$0	0	0.00	\$0
William Bee Ririe	2	1.50	\$9,369	1	4.00	\$10,966	0	0.00	\$0	0	0.00	\$0	0	0.00	\$0
Total	5	1.80	\$10,506	13	3.08	\$14,035	11	3.82	\$13,113	7	3.43	\$26,534	8	2.38	\$17,638
All Counties	139	4.39	\$36,362	122	4.04	\$40,705	130	4.19	\$42,641	134	4.51	\$49,795	141	3.68	\$48,915

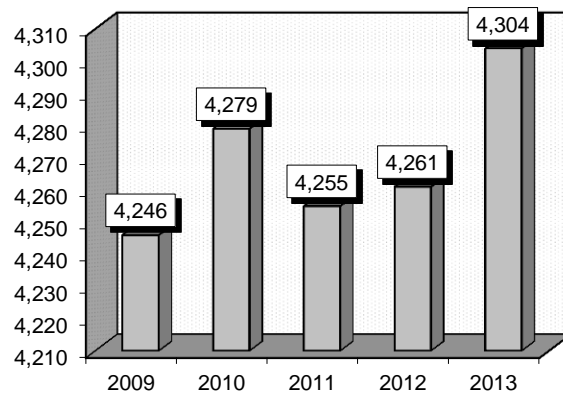
Cardiac Arrhythmia & Conduction Disorders (308-310)

Diagnoses: that frequently accompanied Cardiac Arrhythmia & Conduction Disorders were: 1) Atrial fibrillation (42731), 2) Hypertension (4019), 3) Congestive heart failure (4280), 4) Hyperlipidemia (2724), 5) Chronic airway obstruction (496), 6) Diabetes Mellitus II without mention of complication (25000).

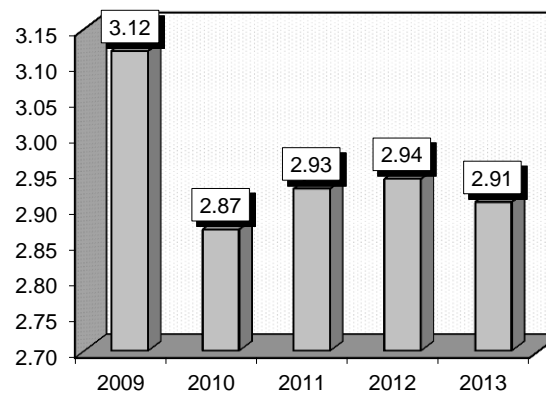
Definitions: **Atrial fibrillation:** A cardiac arrhythmia characterized by disorganized electrical activity in the atria accompanied by an irregular ventricular response that is usually rapid. The atria quiver instead of pumping in an organized fashion, increasing the risk of stroke. **Atrial flutter:** A type of atrial tachycardia (rapid beating of the atria) characterized by contraction rates between 230-380 beats per minute. **Sinoatrial node dysfunction:** Any disturbance in the normal functioning of the sinoatrial node (a cluster of hundreds of cells located in the right atrial wall of the heart. It's comprised of heart muscle that generates impulses that travel swiftly throughout the both atria, causing them to contract). **Cardiac dysrhythmias:** Any abnormality in a cardiac rhythm pattern. **Paroxysmal ventricular tachycardia:** A rapid heartbeat of sudden onset and termination caused by a quick succession of discharges from an ectopic (an impulse that originates in the heart at a site other than the sinus node) site in the ventricle. **Hypertension:** Elevated blood pressure persistently exceeding 140/90. Essential hypertension, the most common kind, has no single identifiable cause. **Hyperlipidemia:** Elevated levels of lipids in the blood stream including cholesterol.

Gender	2009			2010			2011			2012			2013		
	Cases	Avg LOS	Avg Bill	Cases	Avg LOS	Avg Bill	Cases	Avg LOS	Avg Bill	Cases	Avg LOS	Avg Bill	Cases	Avg LOS	Avg Bill
Male	2,218	3.11	\$27,781	2,313	2.83	\$28,605	2,298	2.82	\$30,739	2,307	2.85	\$34,118	2,297	2.85	\$36,100
Female	2,028	3.13	\$26,834	1,966	2.92	\$28,316	1,957	3.06	\$31,729	1,954	3.05	\$34,797	2,007	2.98	\$35,344
Age Group	Cases	Avg LOS	Avg Bill	Cases	Avg LOS	Avg Bill	Cases	Avg LOS	Avg Bill	Cases	Avg LOS	Avg Bill	Cases	Avg LOS	Avg Bill
0-17	18	3.72	\$28,685	12	4.42	\$37,038	28	1.86	\$16,133	21	2.86	\$38,388	24	3.04	\$44,697
18-35	141	1.73	\$18,103	139	1.86	\$24,639	145	1.60	\$21,679	150	1.92	\$26,512	152	1.96	\$27,819
36-49	408	2.31	\$23,804	348	2.37	\$25,646	373	2.22	\$27,021	339	2.33	\$30,941	327	2.22	\$33,697
50-64	1,034	2.97	\$27,291	1,034	2.63	\$27,345	997	2.71	\$29,756	1,061	2.80	\$33,291	1,068	2.69	\$33,856
65+	2,645	3.37	\$28,370	2,746	3.07	\$29,411	2,712	3.19	\$32,962	2,690	3.13	\$35,729	2,733	3.13	\$37,095
Total	4,246	3.12	\$27,329	4,279	2.87	\$28,472	4,255	2.93	\$31,195	4,261	2.94	\$34,429	4,304	2.91	\$35,748

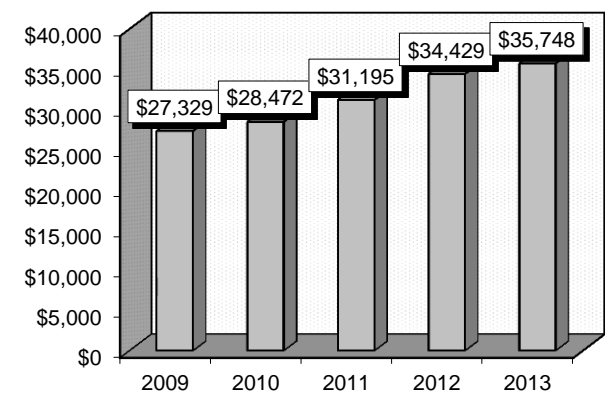
Patient Discharges



Average Length of Stay



Average Billed Charges



County / Hospital	2009			2010			2011			2012			2013		
	Cases	Avg LOS	Avg Bill	Cases	Avg LOS	Avg Bill	Cases	Avg LOS	Avg Bill	Cases	Avg LOS	Avg Bill	Cases	Avg LOS	Avg Bill
Clark															
Centennial Hills	171	2.45	\$27,153	216	2.69	\$32,902	202	2.55	\$38,293	169	3.08	\$43,094	196	2.53	\$45,102
Desert Springs	314	3.15	\$29,125	307	3.16	\$31,820	257	3.18	\$35,297	304	3.36	\$42,358	299	3.46	\$46,817
Mountain View	287	3.12	\$32,556	298	3.15	\$36,646	302	3.16	\$41,566	294	3.32	\$45,186	297	3.18	\$43,214
North Vista	126	3.59	\$36,322	82	3.94	\$37,286	70	3.99	\$43,623	100	5.03	\$45,237	123	3.85	\$37,486
Southern Hills	68	2.85	\$29,022	60	2.15	\$24,392	65	2.62	\$33,499	97	2.76	\$36,508	80	2.86	\$37,548
Spring Valley	228	2.70	\$30,402	209	2.64	\$35,014	249	2.37	\$35,425	210	2.89	\$41,481	219	2.51	\$38,911
St. Rose-Rose de Lima	156	3.02	\$27,792	164	3.26	\$32,884	151	3.75	\$35,518	163	2.48	\$31,865	158	2.58	\$33,112
St. Rose-San Martin	162	3.10	\$23,988	201	3.07	\$23,800	235	3.29	\$27,183	205	3.05	\$31,171	172	2.85	\$33,845
St. Rose-Siena	339	3.02	\$27,845	386	2.70	\$27,918	328	2.86	\$31,797	310	2.57	\$30,511	309	2.56	\$34,692
Summerlin	304	2.82	\$32,764	303	2.63	\$30,749	301	2.85	\$38,983	275	3.16	\$45,652	275	3.48	\$50,586
Sunrise	336	3.60	\$36,461	311	3.41	\$39,382	336	2.96	\$38,889	394	2.73	\$41,098	384	2.86	\$44,814
UMC	267	3.22	\$26,147	224	2.71	\$24,236	237	3.40	\$30,258	267	3.43	\$33,679	264	2.99	\$26,889
Valley	318	3.39	\$31,140	306	3.06	\$36,166	242	2.76	\$37,002	269	2.75	\$44,798	252	2.91	\$52,426
Total	3,076	3.11	\$30,354	3,067	2.96	\$32,164	2,975	3.00	\$35,804	3,057	3.05	\$39,599	3,028	2.97	\$41,285
Washoe															
Carson Tahoe	245	2.60	\$17,213	248	2.65	\$18,888	238	2.60	\$19,198	196	3.08	\$22,891	201	3.11	\$22,806
Northern Nevada	55	3.07	\$23,198	48	2.58	\$25,581	58	2.55	\$27,103	66	2.24	\$30,457	66	1.98	\$28,691
Renown Regional	330	4.52	\$27,169	342	2.95	\$24,174	395	3.22	\$25,572	392	2.90	\$24,112	460	3.14	\$26,568
Renown S. Meadows	55	2.40	\$19,509	46	2.17	\$19,133	49	2.22	\$20,521	75	2.08	\$21,618	50	2.12	\$23,681
Saint Mary's	233	2.65	\$16,392	250	2.61	\$17,333	210	2.77	\$19,456	218	2.42	\$18,893	271	2.50	\$18,800
Sierra Surgery	0	0.00	\$0	1	1.00	\$7,535	0	0.00	\$0	0	0.00	\$0	0	0.00	\$0
Total	918	3.32	\$21,080	935	2.72	\$20,749	950	2.87	\$22,456	947	2.72	\$22,902	1,048	2.85	\$23,834
Rural															
Battle Mountain	0	0.00	\$0	0	0.00	\$0	0	0.00	\$0	0	0.00	\$0	0	0.00	\$0
Boulder City	23	3.17	\$9,056	19	2.11	\$6,404	23	2.70	\$9,825	20	2.20	\$6,151	21	3.19	\$16,152
Carson Valley	18	2.61	\$20,218	19	1.58	\$11,974	24	2.13	\$18,761	11	1.73	\$15,220	17	2.18	\$22,114
Churchill	35	3.06	\$16,610	50	2.58	\$13,806	51	2.69	\$15,360	41	3.15	\$18,181	34	2.62	\$17,285
Desert View	55	2.13	\$12,189	64	2.11	\$10,976	86	2.23	\$11,634	74	2.50	\$14,051	61	2.21	\$14,745
Grover C. Dils	2	2.00	\$5,054	0	0.00	\$0	1	1.00	\$3,779	2	3.50	\$6,676	0	0.00	\$0
Humboldt	11	5.18	\$18,514	5	3.40	\$13,673	25	3.08	\$20,622	8	2.00	\$13,908	18	2.00	\$15,982
Incline Village	0	0.00	\$0	0	0.00	\$0	0	0.00	\$0	0	0.00	\$0	0	0.00	\$0
Mesa View	27	1.37	\$7,168	40	2.03	\$11,058	37	2.24	\$12,577	35	2.06	\$13,099	22	2.05	\$12,327
Mount Grant	13	2.85	\$8,165	13	2.69	\$8,641	13	2.77	\$8,978	7	4.14	\$11,694	11	2.73	\$9,060
Northeastern	35	2.57	\$20,185	44	2.95	\$27,386	45	2.49	\$24,472	43	2.21	\$24,689	35	2.31	\$26,141
Nye	10	1.10	\$8,967	8	2.00	\$8,796	4	1.75	\$8,850	4	2.25	\$11,010	0	0.00	\$0
Pershing	4	2.75	\$9,891	1	1.00	\$1,579	1	2.00	\$10,991	1	3.00	\$5,409	0	0.00	\$0
South Lyon	8	1.25	\$5,040	9	1.89	\$7,575	6	2.00	\$8,932	3	4.33	\$12,084	2	1.00	\$4,263
William Bee Ririe	11	2.55	\$9,351	5	3.60	\$14,463	14	2.07	\$8,500	8	2.13	\$9,364	7	2.00	\$12,110
Total	252	2.50	\$13,160	277	2.34	\$13,655	330	2.43	\$14,793	257	2.48	\$15,419	228	2.35	\$16,969
All Counties	4,246	3.12	\$27,329	4,279	2.87	\$28,472	4,255	2.93	\$31,195	4,261	2.94	\$34,429	4,304	2.91	\$35,748

Angina Pectoris (311)

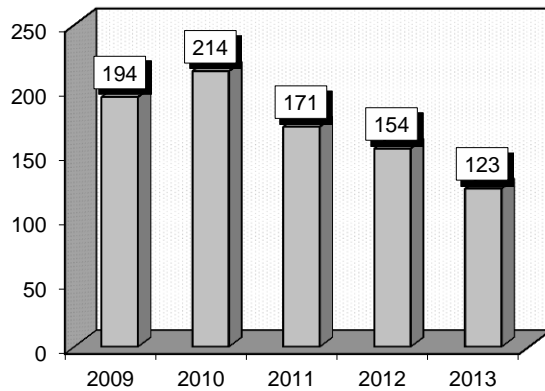
Diagnoses: that frequently accompanied Angina Pectoris were: 1) Intermediate coronary syndrome (4111), 2) Hypertension (4019), 3) Tobacco use disorder (3051), 4) Hyperlipidemia (2724), 5) Diabetes Mellitus II without mention of complication (25000), 6) Coronary atherosclerosis (41400).

Definitions: Chest pain: A physical complaint that requires immediate diagnosis and evaluation. Chest pain can be a sign of cardiac disease, such as angina pectoris, myocardial infarction (AKA heart attack), pericarditis, or of pulmonary (lung) disease, such as pleurisy, pneumonia or pulmonary embolism or infarction. Use of illegal drugs such as cocaine may also cause chest pain. Less common, but also life-threatening conditions that cause chest pain include aortic dissection and pneumothorax. **Angina:** A spasmodic choking feeling at rest. **Hypertension:** Elevated blood pressure persistently exceeding 140/90. Essential hypertension, the most common kind, has no single identifiable cause.

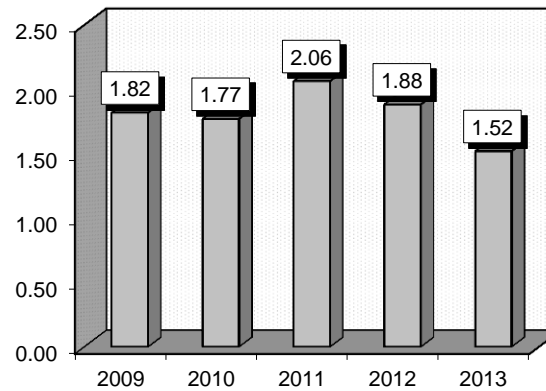
Hyperlipidemia: Elevated levels of lipids in the blood stream including cholesterol. **Diabetes mellitus:** A group of disorders in which the body is unable to competently process blood sugars leading to hyperglycemia. This can lead to a host of ailments including poor circulation, kidney disorders and blindness. **Hyperglycemia:** A condition in which an excessive amount of glucose circulates in the blood plasma. **Ischemia:** Localized tissue anemia due to obstruction of arterial blood flow. **Atherosclerosis:** Clogging, hardening and narrow of the arteries and blood vessels.

Gender	2009			2010			2011			2012			2013		
	Cases	Avg LOS	Avg Bill	Cases	Avg LOS	Avg Bill	Cases	Avg LOS	Avg Bill	Cases	Avg LOS	Avg Bill	Cases	Avg LOS	Avg Bill
Male	97	1.78	\$19,464	119	1.75	\$18,042	97	2.14	\$21,154	87	1.79	\$22,582	68	1.46	\$22,632
Female	97	1.86	\$17,248	95	1.80	\$16,266	74	1.96	\$21,141	67	2.00	\$25,748	55	1.60	\$24,779
Age Group	Cases	Avg LOS	Avg Bill	Cases	Avg LOS	Avg Bill	Cases	Avg LOS	Avg Bill	Cases	Avg LOS	Avg Bill	Cases	Avg LOS	Avg Bill
0-17	0	0.00	\$0	0	0.00	\$0	0	0.00	\$0	0	0.00	\$0	0	0.00	\$0
18-35	2	1.50	\$22,862	3	1.00	\$14,183	2	4.00	\$43,763	4	1.75	\$27,784	5	1.20	\$25,206
36-49	31	1.35	\$17,933	19	2.26	\$25,597	23	1.43	\$20,978	18	1.28	\$23,377	27	1.44	\$22,736
50-64	73	1.89	\$20,305	82	1.61	\$17,335	58	1.72	\$21,224	56	2.09	\$23,141	39	1.36	\$20,844
65+	88	1.93	\$16,786	110	1.83	\$15,836	88	2.41	\$20,629	76	1.88	\$24,499	52	1.71	\$25,942
Total	194	1.82	\$18,356	214	1.77	\$17,254	171	2.06	\$21,148	154	1.88	\$23,959	123	1.52	\$23,592

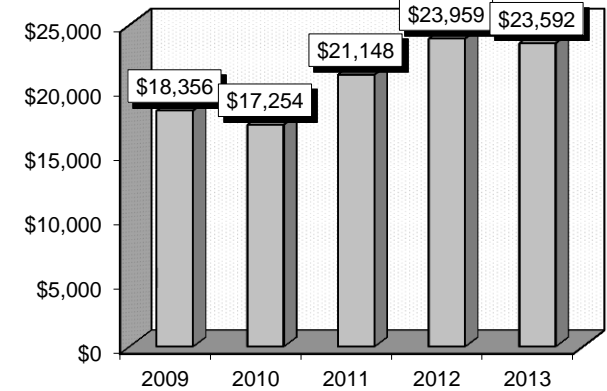
Patient Discharges



Average Length of Stay



Average Billed Charges



County / Hospital	2009			2010			2011			2012			2013		
	Cases	Avg LOS	Avg Bill	Cases	Avg LOS	Avg Bill	Cases	Avg LOS	Avg Bill	Cases	Avg LOS	Avg Bill	Cases	Avg LOS	Avg Bill
Clark															
Centennial Hills	8	1.13	\$19,904	10	1.70	\$27,041	5	1.80	\$31,247	7	2.00	\$40,916	4	1.25	\$21,011
Desert Springs	13	1.46	\$22,028	5	1.60	\$18,328	2	1.50	\$24,308	12	2.25	\$34,074	7	1.57	\$30,058
Mountain View	2	2.00	\$33,145	4	2.00	\$24,324	3	1.67	\$28,127	3	1.00	\$20,757	7	1.57	\$32,564
North Vista	12	1.58	\$21,640	5	1.20	\$23,795	8	3.38	\$41,086	5	1.60	\$33,104	3	1.67	\$23,984
Southern Hills	5	1.40	\$16,347	1	1.00	\$16,152	0	0.00	\$0	9	1.67	\$25,845	1	3.00	\$25,416
Spring Valley	12	1.42	\$18,962	10	1.10	\$25,486	1	1.00	\$29,460	4	2.50	\$44,892	9	1.22	\$38,679
St. Rose-Rose de Lima	5	1.60	\$21,653	3	3.33	\$29,769	6	1.83	\$32,401	3	2.67	\$33,802	4	2.00	\$24,743
St. Rose-San Martin	2	1.50	\$17,131	4	1.25	\$21,226	2	3.00	\$27,889	3	1.67	\$30,808	1	1.00	\$21,516
St. Rose-Siena	8	1.38	\$20,579	10	1.50	\$23,242	4	1.00	\$20,367	3	1.33	\$32,639	2	1.00	\$27,466
Summerlin	1	1.00	\$12,757	2	1.00	\$16,182	5	1.80	\$24,680	6	1.33	\$23,334	2	2.00	\$45,047
Sunrise	10	1.80	\$26,018	9	1.56	\$26,174	12	1.75	\$39,124	6	1.33	\$37,426	5	1.00	\$20,138
UMC	4	3.50	\$32,497	8	1.50	\$19,901	9	2.33	\$19,126	8	2.13	\$21,348	6	1.50	\$23,803
Valley	21	2.62	\$26,128	27	1.93	\$27,318	19	1.84	\$27,938	12	2.17	\$41,347	20	1.90	\$36,105
Total	103	1.80	\$22,715	98	1.64	\$24,701	76	2.00	\$29,933	81	1.89	\$32,821	71	1.59	\$30,972
Washoe															
Carson Tahoe	3	3.33	\$29,008	3	1.67	\$15,568	4	1.50	\$13,329	4	1.25	\$13,957	1	2.00	\$20,159
Northern Nevada	3	1.33	\$14,629	1	3.00	\$25,719	0	0.00	\$0	0	0.00	\$0	0	0.00	\$0
Renown Regional	9	1.33	\$23,631	16	2.00	\$17,344	17	2.65	\$21,307	13	2.15	\$18,261	3	1.33	\$23,006
Renown S. Meadows	12	1.25	\$17,834	8	1.50	\$13,763	4	1.25	\$13,932	4	1.75	\$23,354	5	1.00	\$18,985
Saint Mary's	2	2.00	\$11,119	2	2.50	\$11,963	2	1.00	\$18,207	8	1.13	\$16,981	20	1.35	\$15,421
Sierra Surgery	0	0.00	\$0	0	0.00	\$0	0	0.00	\$0	0	0.00	\$0	0	0.00	\$0
Total	29	1.55	\$19,994	30	1.90	\$16,132	27	2.15	\$18,803	29	1.69	\$18,017	29	1.31	\$16,983
Rural															
Battle Mountain	0	0.00	\$0	0	0.00	\$0	0	0.00	\$0	0	0.00	\$0	0	0.00	\$0
Boulder City	3	2.00	\$9,048	4	1.50	\$7,606	4	1.00	\$4,701	0	0.00	\$0	0	0.00	\$0
Carson Valley	1	1.00	\$7,681	0	0.00	\$0	1	2.00	\$29,818	0	0.00	\$0	1	1.00	\$5,666
Churchill	13	1.38	\$11,188	3	2.00	\$16,612	6	1.33	\$9,392	3	1.33	\$11,091	1	1.00	\$7,163
Desert View	7	2.14	\$13,787	17	1.47	\$9,236	11	1.55	\$9,271	10	1.50	\$8,962	7	1.86	\$15,263
Grover C. Dils	0	0.00	\$0	0	0.00	\$0	0	0.00	\$0	0	0.00	\$0	0	0.00	\$0
Humboldt	1	1.00	\$2,225	0	0.00	\$0	9	1.89	\$13,333	3	1.00	\$7,676	0	0.00	\$0
Incline Village	0	0.00	\$0	0	0.00	\$0	0	0.00	\$0	0	0.00	\$0	0	0.00	\$0
Mesa View	3	1.67	\$8,203	5	1.20	\$7,656	2	1.00	\$11,808	1	1.00	\$9,717	0	0.00	\$0
Mount Grant	15	1.80	\$4,852	42	2.19	\$6,881	20	3.45	\$11,931	18	2.61	\$8,090	13	1.54	\$5,684
Northeastern	3	2.67	\$30,143	6	1.67	\$24,264	8	1.50	\$20,703	6	2.33	\$29,756	1	1.00	\$16,734
Nye	7	1.86	\$11,131	4	1.25	\$7,902	5	2.00	\$12,818	3	1.33	\$9,636	0	0.00	\$0
Pershing	0	0.00	\$0	0	0.00	\$0	0	0.00	\$0	0	0.00	\$0	0	0.00	\$0
South Lyon	2	6.50	\$3,124	0	0.00	\$0	1	1.00	\$11,000	0	0.00	\$0	0	0.00	\$0
William Bee Ririe	7	2.29	\$12,944	5	2.20	\$9,177	1	1.00	\$3,904	0	0.00	\$0	0	0.00	\$0
Total	62	1.98	\$10,348	86	1.87	\$9,159	68	2.10	\$12,262	44	2.00	\$11,561	23	1.57	\$9,144
All Counties	194	1.82	\$18,356	214	1.77	\$17,254	171	2.06	\$21,148	154	1.88	\$23,959	123	1.52	\$23,592

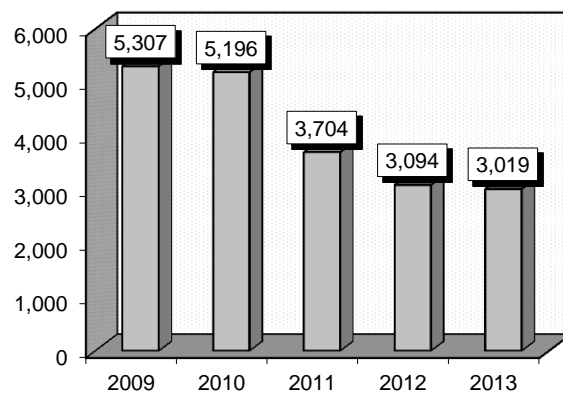
Chest Pain (313)

Diagnoses: that frequently accompanied Chest Pain were: 1) Hypertension (4019), 2) Tobacco use disorder (3051), 3) Hyperlipidemia (2724), 4) Diabetes Mellitus II without mention of complication (25000), 5) Chronic ischemic heart disease of the native coronary artery (41401).

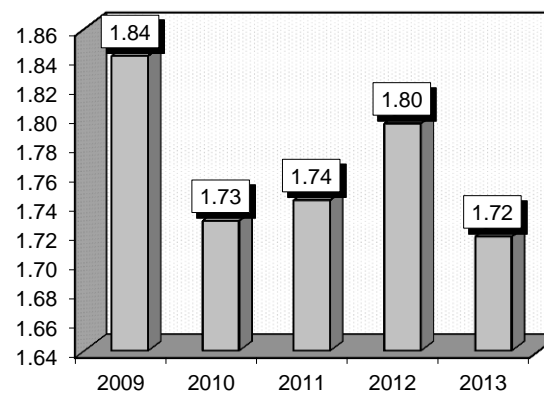
Definitions: Chest pain: A physical complaint that requires immediate diagnosis and evaluation. Chest pain can be a sign of cardiac disease, such as angina pectoris, myocardial infarction (AKA heart attack), pericarditis, or of pulmonary (lung) disease, such as pleurisy, pneumonia or pulmonary embolism or infarction. Use of illegal drugs such as cocaine may also cause chest pain. Less common, but also life-threatening conditions that cause chest pain include aortic dissection and pneumothorax. **Angina:** A spasmodic choking feeling at rest. **Aortic dissection:** A localized dilation of the aorta, characterized by longitudinal separation of the outer and middle layers of the vascular wall. **Hypertension:** Elevated blood pressure persistently exceeding 140/90. Essential hypertension, the most common kind, has no single identifiable cause. **Hyperlipidemia:** Elevated levels of lipids in the blood stream including cholesterol. **Diabetes mellitus:** A group of disorders in which the body is unable to competently process blood sugars leading to hyperglycemia. This can lead to a host of ailments including poor circulation, kidney disorders and blindness. **Hyperglycemia:** A condition in which an excessive amount of glucose circulates in the blood plasma. **Ischemia:** Localized tissue anemia due to obstruction of arterial blood flow.

Gender	2009			2010			2011			2012			2013		
	Cases	Avg LOS	Avg Bill	Cases	Avg LOS	Avg Bill	Cases	Avg LOS	Avg Bill	Cases	Avg LOS	Avg Bill	Cases	Avg LOS	Avg Bill
Male	2,485	1.84	\$21,772	2,609	1.76	\$23,049	1,802	1.73	\$25,589	1,517	1.80	\$28,118	1,544	1.71	\$27,926
Female	2,822	1.84	\$23,082	2,587	1.70	\$23,743	1,902	1.75	\$26,305	1,577	1.79	\$29,356	1,475	1.72	\$29,596
Age Group	Cases	Avg LOS	Avg Bill	Cases	Avg LOS	Avg Bill	Cases	Avg LOS	Avg Bill	Cases	Avg LOS	Avg Bill	Cases	Avg LOS	Avg Bill
0-17	2	1.00	\$5,451	7	1.43	\$15,522	5	1.20	\$9,586	5	1.20	\$17,790	7	2.29	\$22,149
18-35	285	1.67	\$22,894	261	1.65	\$22,731	179	1.64	\$25,602	146	1.73	\$27,780	151	1.83	\$26,463
36-49	1,376	1.86	\$22,811	1,158	1.81	\$25,376	763	1.65	\$26,053	629	1.68	\$28,577	665	1.62	\$29,067
50-64	1,861	1.90	\$22,719	1,865	1.71	\$22,938	1,329	1.74	\$25,777	1,155	1.78	\$29,335	1,184	1.68	\$28,695
65+	1,783	1.79	\$21,894	1,905	1.71	\$22,757	1,428	1.82	\$26,174	1,159	1.89	\$28,427	1,012	1.81	\$28,968
Total	5,307	1.84	\$22,468	5,196	1.73	\$23,395	3,704	1.74	\$25,957	3,094	1.80	\$28,749	3,019	1.72	\$28,742

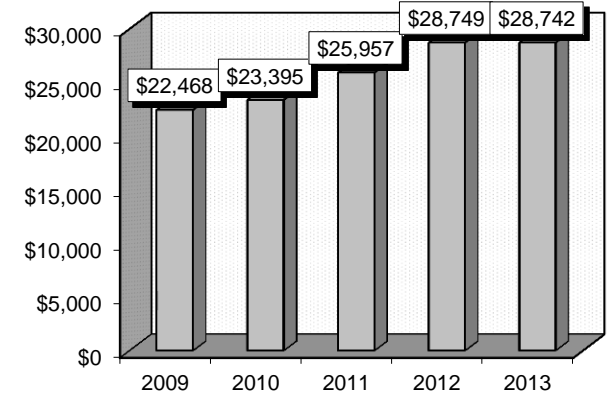
Patient Discharges



Average Length of Stay



Average Billed Charges



County / Hospital	2009			2010			2011			2012			2013		
	Cases	Avg LOS	Avg Bill	Cases	Avg LOS	Avg Bill	Cases	Avg LOS	Avg Bill	Cases	Avg LOS	Avg Bill	Cases	Avg LOS	Avg Bill
Clark															
Centennial Hills	417	1.59	\$22,867	257	1.59	\$27,255	200	1.60	\$29,548	147	1.97	\$37,728	191	1.63	\$38,022
Desert Springs	517	2.00	\$25,366	490	1.81	\$27,103	313	1.82	\$29,980	308	2.06	\$33,609	342	1.85	\$31,546
Mountain View	341	2.01	\$26,439	440	1.90	\$28,320	338	1.76	\$31,151	352	1.61	\$33,204	255	1.87	\$38,050
North Vista	182	1.84	\$24,798	97	1.89	\$27,572	58	1.81	\$28,017	68	2.18	\$26,011	65	1.80	\$24,512
Southern Hills	106	1.42	\$19,219	89	1.43	\$18,112	95	1.37	\$21,269	135	1.33	\$22,492	83	1.37	\$25,246
Spring Valley	452	1.67	\$25,472	356	1.47	\$29,806	207	1.62	\$37,002	186	2.49	\$42,226	188	1.71	\$32,428
St. Rose-Rose de Lima	155	2.09	\$22,348	181	1.69	\$22,147	87	1.61	\$25,140	62	2.00	\$31,036	81	1.63	\$30,224
St. Rose-San Martin	123	1.94	\$23,006	149	1.80	\$23,185	115	1.82	\$22,952	63	1.71	\$24,752	63	1.76	\$28,837
St. Rose-Siena	167	1.68	\$20,983	258	1.62	\$21,078	82	1.67	\$27,164	56	1.71	\$30,018	58	1.43	\$30,122
Summerlin	367	1.68	\$24,770	421	1.47	\$24,847	246	1.67	\$29,977	212	2.32	\$35,025	173	2.36	\$35,612
Sunrise	286	2.40	\$31,968	225	2.09	\$32,670	298	2.04	\$34,760	300	1.64	\$35,651	233	1.78	\$39,174
UMC	543	2.02	\$21,394	510	1.90	\$20,266	353	1.75	\$20,175	208	1.79	\$22,115	267	1.95	\$21,376
Valley	636	1.94	\$22,108	544	1.98	\$26,322	310	1.85	\$31,081	254	1.90	\$34,622	312	1.62	\$33,997
Total	4,292	1.89	\$24,100	4,017	1.77	\$25,644	2,702	1.76	\$29,116	2,351	1.89	\$32,720	2,311	1.79	\$32,520
Washoe															
Carson Tahoe	140	1.52	\$15,129	83	1.43	\$16,697	70	1.81	\$18,631	49	1.84	\$19,237	61	1.75	\$20,266
Northern Nevada	24	1.42	\$20,105	23	1.78	\$24,576	15	1.87	\$23,737	9	1.44	\$29,327	11	1.18	\$23,724
Renown Regional	361	1.80	\$20,297	440	1.79	\$21,416	430	1.85	\$22,670	234	1.53	\$20,371	110	1.62	\$21,576
Renown S. Meadows	60	1.38	\$19,227	77	1.34	\$19,244	57	1.26	\$21,383	60	1.43	\$20,602	18	1.17	\$21,494
Saint Mary's	75	1.87	\$15,597	42	1.57	\$15,878	30	2.17	\$21,372	145	1.24	\$15,281	332	1.27	\$14,957
Sierra Surgery	0	0.00	\$0	0	0.00	\$0	0	0.00	\$0	0	0.00	\$0	0	0.00	\$0
Total	660	1.70	\$18,562	665	1.68	\$20,335	602	1.81	\$22,040	497	1.46	\$18,964	532	1.39	\$17,337
Rural															
Battle Mountain	2	1.00	\$6,566	0	0.00	\$0	0	0.00	\$0	0	0.00	\$0	1	2.00	\$2,735
Boulder City	21	1.81	\$8,143	16	1.44	\$8,032	11	1.82	\$7,838	3	2.67	\$16,625	3	1.00	\$19,145
Carson Valley	7	1.00	\$9,616	8	1.38	\$14,124	5	1.40	\$15,322	6	1.17	\$15,061	2	2.00	\$9,074
Churchill	87	1.98	\$13,208	89	1.46	\$10,634	63	1.51	\$11,800	62	1.27	\$9,888	18	1.50	\$13,538
Desert View	108	1.52	\$10,124	245	1.64	\$9,488	177	1.66	\$9,107	94	1.59	\$8,765	95	1.79	\$12,819
Grover C. Dils	0	0.00	\$0	2	1.00	\$5,232	0	0.00	\$0	0	0.00	\$0	0	0.00	\$0
Humboldt	11	1.73	\$6,914	5	1.60	\$4,793	52	1.46	\$12,922	41	1.78	\$13,772	28	1.54	\$13,671
Incline Village	0	0.00	\$0	0	0.00	\$0	0	0.00	\$0	0	0.00	\$0	0	0.00	\$0
Mesa View	75	1.09	\$6,971	75	1.13	\$8,231	38	1.26	\$8,773	1	2.00	\$6,393	2	1.00	\$4,226
Mount Grant	15	2.00	\$5,057	17	2.00	\$7,955	11	1.45	\$4,080	10	2.10	\$6,335	6	2.00	\$7,914
Northeastern	17	1.71	\$16,301	31	1.58	\$17,132	26	1.38	\$18,375	15	1.53	\$17,802	20	1.80	\$20,185
Nye	4	1.00	\$5,651	12	1.17	\$7,746	10	1.30	\$9,130	6	1.00	\$7,391	0	0.00	\$0
Pershing	0	0.00	\$0	1	1.00	\$3,073	0	0.00	\$0	1	1.00	\$4,186	0	0.00	\$0
South Lyon	0	0.00	\$0	4	1.75	\$7,370	1	1.00	\$3,104	1	1.00	\$6,358	0	0.00	\$0
William Bee Ririe	8	1.50	\$10,208	9	1.11	\$7,538	6	1.67	\$10,524	6	1.17	\$10,925	1	1.00	\$12,759
Total	355	1.57	\$10,000	514	1.51	\$9,774	400	1.54	\$10,509	246	1.53	\$10,565	176	1.70	\$13,608
All Counties	5,307	1.84	\$22,468	5,196	1.73	\$23,395	3,704	1.74	\$25,957	3,094	1.80	\$28,749	3,019	1.72	\$28,742

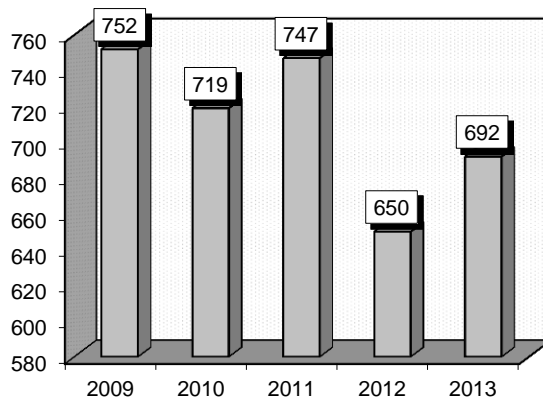
Stomach, Esophageal & Duodenal Procedures (326-328)

Diagnoses & Procedures: that frequently accompanied Stomach, Esophageal & Duodenal Procedures were: 1) Diaphragmatic hernia without mention of obstruction or gangrene (5533), 2) Congenital hypertrophic pyloric stenosis (7505), 3) Esophageal reflux (53081), 4) Laparoscopic procedures for creation of esophagogastric sphincteric competence (4467), 5) Pyloromyotomy (433), 6) Suture of duodenal ulcer site (4442), 7) Partial gastrectomy with anastomosis to jejunum (437).

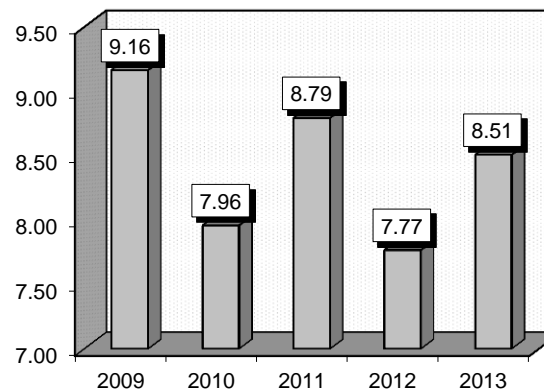
Definitions: **Esophagus:** The tube from the pharynx (below the throat) to the stomach. The gullet. **Duodenal:** The beginning part of the small intestines, starting directly below the stomach. **Jejunum:** The section of the small intestine between the duodenum and the ileum. **Ileum:** The section of the small intestine from the jejunum to the cecum. **Cecum:** A small sac like area at the end of the small intestines, and the beginning of the large intestine. **Pyloric Sphincter:** A ring of smooth muscles at the bottom of the stomach. **Pyloric Stenosis:** A narrowing of the pyloric sphincter that prevents food from entering the small intestines. **Pyloromyotomy:** An incision into the pyloric canal to relieve the symptoms of pyloric stenosis. **Anastomosis:** A surgical connection between two normally separated organs.

Gender	2009			2010			2011			2012			2013		
	Cases	Avg LOS	Avg Bill	Cases	Avg LOS	Avg Bill	Cases	Avg LOS	Avg Bill	Cases	Avg LOS	Avg Bill	Cases	Avg LOS	Avg Bill
Male	378	9.80	\$114,671	340	8.22	\$110,135	363	9.12	\$126,391	314	8.30	\$118,254	327	9.99	\$150,956
Female	374	8.52	\$96,990	379	7.72	\$98,403	384	8.48	\$117,221	336	7.27	\$108,668	365	7.18	\$117,422
Age Group	Cases	Avg LOS	Avg Bill	Cases	Avg LOS	Avg Bill	Cases	Avg LOS	Avg Bill	Cases	Avg LOS	Avg Bill	Cases	Avg LOS	Avg Bill
0-17	135	5.74	\$45,420	103	4.70	\$43,170	114	5.41	\$48,233	91	5.56	\$47,880	84	8.26	\$99,922
18-35	41	8.02	\$85,456	49	6.51	\$80,300	45	6.73	\$90,712	62	5.58	\$84,282	55	6.49	\$101,382
36-49	114	6.68	\$78,894	87	8.09	\$108,816	90	6.90	\$104,861	87	7.36	\$100,732	89	9.85	\$150,385
50-64	203	10.36	\$126,874	212	7.53	\$101,795	221	8.33	\$116,966	174	7.80	\$112,496	210	7.97	\$128,516
65+	259	11.28	\$136,043	268	9.78	\$131,759	277	11.51	\$166,156	236	9.32	\$151,371	254	9.00	\$149,133
Total	752	9.16	\$105,877	719	7.96	\$103,950	747	8.79	\$121,677	650	7.77	\$113,299	692	8.51	\$133,269

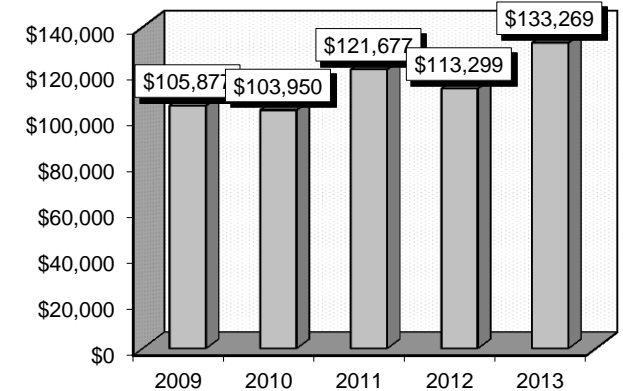
Patient Discharges



Average Length of Stay



Average Billed Charges



County / Hospital	2009			2010			2011			2012			2013		
	Cases	Avg LOS	Avg Bill	Cases	Avg LOS	Avg Bill	Cases	Avg LOS	Avg Bill	Cases	Avg LOS	Avg Bill	Cases	Avg LOS	Avg Bill
Clark															
Centennial Hills	16	12.50	\$130,386	15	6.00	\$97,373	20	11.75	\$216,363	20	6.90	\$125,693	18	8.67	\$171,429
Desert Springs	37	12.03	\$148,686	31	13.71	\$204,141	35	7.17	\$128,628	20	8.60	\$170,746	35	11.31	\$211,636
Mountain View	31	10.35	\$123,421	37	5.81	\$89,496	38	5.45	\$103,290	64	4.95	\$108,273	41	6.54	\$153,017
North Vista	14	14.79	\$217,547	8	9.63	\$217,353	13	3.69	\$47,671	8	8.88	\$180,666	15	7.47	\$99,053
Southern Hills	10	13.90	\$150,288	15	10.73	\$153,681	12	9.58	\$145,634	7	6.14	\$93,379	11	7.64	\$144,299
Spring Valley	21	9.76	\$148,426	24	11.13	\$135,088	26	10.96	\$195,713	28	8.89	\$145,012	39	9.56	\$181,263
St. Rose-Rose de Lima	17	7.88	\$94,164	20	7.15	\$105,344	12	7.33	\$90,202	15	6.80	\$108,284	12	10.42	\$187,731
St. Rose-San Martin	50	9.58	\$131,845	54	8.44	\$121,706	55	12.36	\$192,327	39	11.62	\$167,534	36	9.44	\$142,220
St. Rose-Siena	41	11.37	\$130,737	39	10.26	\$122,045	39	11.21	\$133,846	34	8.97	\$100,632	36	11.08	\$155,314
Summerlin	58	8.74	\$109,211	53	7.40	\$127,853	39	5.87	\$109,008	28	4.36	\$100,398	52	6.13	\$140,215
Sunrise	84	9.89	\$123,681	73	8.51	\$117,682	87	10.11	\$135,424	76	9.88	\$143,960	78	10.97	\$175,015
UMC	68	10.57	\$124,651	59	7.75	\$98,894	82	10.94	\$136,739	68	10.37	\$137,175	65	10.62	\$138,927
Valley	34	10.47	\$134,945	28	9.89	\$182,322	41	15.00	\$236,997	35	11.20	\$197,724	28	10.54	\$217,284
Total	481	10.41	\$129,772	456	8.73	\$127,482	499	9.95	\$148,403	442	8.64	\$137,099	466	9.47	\$162,939
Washoe															
Carson Tahoe	33	6.30	\$74,263	19	9.26	\$106,404	19	7.68	\$88,263	15	6.87	\$82,970	15	8.13	\$97,979
Northern Nevada	7	10.71	\$116,805	5	9.60	\$98,161	12	5.17	\$77,919	14	3.93	\$67,454	27	5.56	\$90,780
Renown Regional	106	8.48	\$61,676	117	7.79	\$60,067	100	7.72	\$64,114	83	7.07	\$60,300	81	8.74	\$82,922
Renown S. Meadows	15	4.80	\$44,078	15	7.73	\$73,226	17	5.41	\$46,216	17	4.76	\$48,971	16	4.50	\$45,283
Saint Mary's	85	5.99	\$66,174	78	4.74	\$59,741	78	5.49	\$75,712	60	5.12	\$65,698	69	4.87	\$59,672
Sierra Surgery	8	2.25	\$25,723	6	1.50	\$23,992	7	1.86	\$22,244	4	3.25	\$25,165	6	3.50	\$33,192
Total	254	7.01	\$64,164	240	6.80	\$64,343	233	6.49	\$68,113	193	5.94	\$62,533	214	6.58	\$73,264
Rural															
Battle Mountain	0	0.00	\$0	0	0.00	\$0	0	0.00	\$0	0	0.00	\$0	0	0.00	\$0
Boulder City	1	8.00	\$27,801	0	0.00	\$0	0	0.00	\$0	0	0.00	\$0	0	0.00	\$0
Carson Valley	3	3.00	\$31,752	6	5.83	\$78,157	5	3.20	\$41,695	4	4.75	\$53,300	3	5.33	\$42,219
Churchill	5	12.00	\$102,888	11	4.64	\$37,898	3	9.67	\$82,692	1	5.00	\$33,592	1	15.00	\$100,187
Desert View	2	3.50	\$19,472	1	2.00	\$18,031	0	0.00	\$0	0	0.00	\$0	1	3.00	\$58,870
Grover C. Dils	0	0.00	\$0	0	0.00	\$0	0	0.00	\$0	0	0.00	\$0	0	0.00	\$0
Humboldt	2	1.00	\$30,895	0	0.00	\$0	1	11.00	\$98,500	1	16.00	\$296,429	1	7.00	\$72,281
Incline Village	0	0.00	\$0	0	0.00	\$0	0	0.00	\$0	0	0.00	\$0	0	0.00	\$0
Mesa View	0	0.00	\$0	2	1.00	\$24,559	2	4.50	\$35,448	1	3.00	\$35,842	1	3.00	\$28,665
Mount Grant	0	0.00	\$0	0	0.00	\$0	0	0.00	\$0	0	0.00	\$0	0	0.00	\$0
Northeastern	4	4.00	\$40,925	3	7.00	\$70,999	4	6.00	\$85,817	8	5.00	\$49,847	5	4.20	\$45,434
Nye	0	0.00	\$0	0	0.00	\$0	0	0.00	\$0	0	0.00	\$0	0	0.00	\$0
Pershing	0	0.00	\$0	0	0.00	\$0	0	0.00	\$0	0	0.00	\$0	0	0.00	\$0
South Lyon	0	0.00	\$0	0	0.00	\$0	0	0.00	\$0	0	0.00	\$0	0	0.00	\$0
William Bee Ririe	0	0.00	\$0	0	0.00	\$0	0	0.00	\$0	0	0.00	\$0	0	0.00	\$0
Total	17	6.00	\$53,055	23	4.83	\$50,694	15	5.93	\$64,614	15	5.53	\$65,189	12	5.42	\$51,153
All Counties	752	9.16	\$105,877	719	7.96	\$103,950	747	8.79	\$121,677	650	7.77	\$113,299	692	8.51	\$133,269

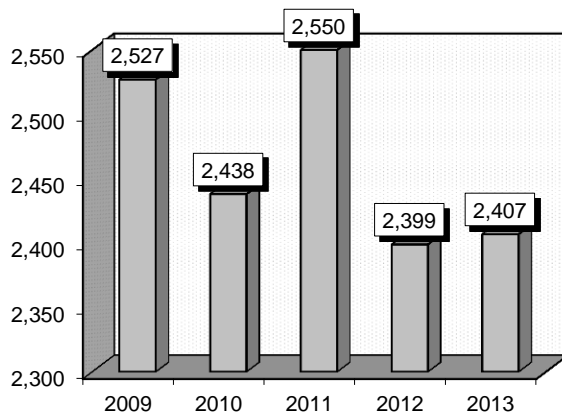
Major Small & Large Bowel Procedures (329-331)

Procedures: that frequently accompanied Major Small & Large Bowel Procedures were: 1) Sigmoidectomy (4576), 2) Hemicolectomy (4573,5), 3) Partial excision of large intestine (4579), 4) Partial resection of small intestine (4562), 5) Other Lysis of peritoneal adhesions (5459), 6) Parenteral infusion of concentrated nutritional substances (9915), 7) Transfusion of packed cells (9904), 8) Colostomy (461), 9) Large-to-Large intestinal anastomosis (4594).

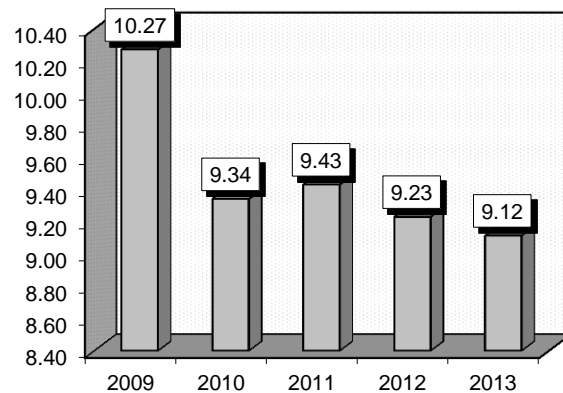
Definitions: **Sigmoidectomy:** Surgical removal of part or all of the sigmoid colon (usually to remove a malignant tumor). **Sigmoid colon:** Portion of the large intestine between the descending colon and the rectum. **Hemicolectomy:** Surgical removal of about half of the right side of the colon with subsequent joining of the remaining colon. **Excision:** Surgical removal of a part of the body, including cancerous growth. **Resection:** A surgical removal of tissue. **Colostomy:** The surgical creation of an opening between the colon and the surface of the body. Part of the colon is brought out onto the abdomen to create a stoma. A bag is placed over this to collect waste material. **Stoma:** A surgically created opening in an organ. **Lysis:** The breakdown of a cell caused by damage to its plasma (outer) membrane. Lysis can be caused by chemical or physical action. **Peritoneum:** The tissue that lines the abdominal wall and pelvic cavity. **Anastomosis:** An operation to connect two body parts. An example is an operation in which a part of the colon is removed and the two remaining ends are rejoined.

Gender	2009			2010			2011			2012			2013		
	Cases	Avg LOS	Avg Bill	Cases	Avg LOS	Avg Bill	Cases	Avg LOS	Avg Bill	Cases	Avg LOS	Avg Bill	Cases	Avg LOS	Avg Bill
Male	1,230	10.77	\$110,600	1,203	9.59	\$113,721	1,203	9.65	\$125,213	1,172	9.54	\$133,691	1,075	9.30	\$136,997
Female	1,297	9.80	\$100,887	1,235	9.10	\$102,799	1,347	9.24	\$115,721	1,227	8.94	\$122,975	1,332	8.97	\$127,649
Age Group	Cases	Avg LOS	Avg Bill	Cases	Avg LOS	Avg Bill	Cases	Avg LOS	Avg Bill	Cases	Avg LOS	Avg Bill	Cases	Avg LOS	Avg Bill
0-17	63	21.70	\$127,985	57	8.88	\$88,394	42	13.12	\$139,150	56	12.04	\$102,261	49	10.76	\$114,654
18-35	159	8.45	\$86,701	140	9.21	\$97,618	110	8.29	\$94,617	124	8.28	\$107,707	117	7.75	\$96,468
36-49	361	9.08	\$90,660	313	9.92	\$100,862	331	8.56	\$103,534	291	9.49	\$127,369	286	7.94	\$114,261
50-64	760	9.97	\$105,326	755	9.24	\$107,387	816	9.37	\$111,542	720	8.93	\$125,320	760	9.65	\$136,473
65+	1,184	10.47	\$111,708	1,173	9.30	\$112,882	1,251	9.69	\$131,868	1,208	9.32	\$133,443	1,195	9.12	\$137,236
Total	2,527	10.27	\$105,614	2,438	9.34	\$108,188	2,550	9.43	\$120,199	2,399	9.23	\$128,210	2,407	9.12	\$131,824

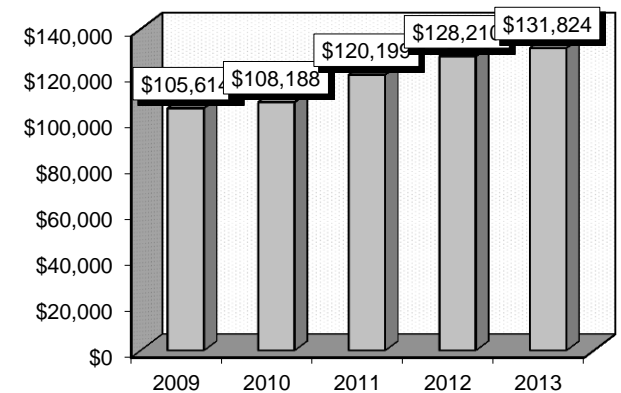
Patient Discharges



Average Length of Stay



Average Billed Charges



County / Hospital	2009			2010			2011			2012			2013		
	Cases	Avg LOS	Avg Bill	Cases	Avg LOS	Avg Bill	Cases	Avg LOS	Avg Bill	Cases	Avg LOS	Avg Bill	Cases	Avg LOS	Avg Bill
Clark															
Centennial Hills	60	11.45	\$143,352	82	9.74	\$137,050	75	8.96	\$139,054	80	11.04	\$198,981	75	8.23	\$171,027
Desert Springs	130	10.85	\$136,865	114	11.44	\$159,841	119	10.11	\$162,128	100	9.54	\$156,012	78	12.01	\$211,727
Mountain View	141	11.62	\$132,163	149	9.62	\$133,165	185	8.58	\$127,710	227	7.27	\$119,855	276	9.13	\$155,849
North Vista	30	11.00	\$160,401	26	8.96	\$110,137	22	9.45	\$143,594	20	8.40	\$121,602	26	10.88	\$145,258
Southern Hills	77	9.45	\$94,724	92	10.21	\$150,450	89	9.01	\$120,905	94	8.27	\$125,456	73	9.37	\$149,401
Spring Valley	116	8.81	\$99,222	125	7.98	\$110,941	159	7.73	\$118,363	138	8.29	\$137,262	164	7.36	\$122,377
St. Rose-Rose de Lima	81	11.99	\$131,716	66	9.52	\$111,944	78	9.55	\$111,543	58	11.07	\$133,029	43	10.40	\$143,899
St. Rose-San Martin	73	11.19	\$105,699	87	8.16	\$100,077	119	10.13	\$140,049	113	10.35	\$141,779	118	9.01	\$132,525
St. Rose-Siena	207	9.52	\$103,528	167	9.14	\$108,061	220	9.06	\$111,357	165	9.40	\$153,360	160	8.94	\$117,108
Summerlin	156	10.13	\$138,356	155	9.07	\$124,194	173	10.48	\$178,379	156	9.12	\$163,723	166	10.01	\$203,632
Sunrise	186	10.31	\$117,085	211	9.60	\$126,205	195	10.30	\$158,824	156	10.67	\$174,027	167	10.95	\$190,341
UMC	282	14.57	\$140,858	255	13.09	\$137,416	216	14.12	\$153,324	240	13.74	\$163,872	216	10.39	\$140,749
Valley	132	10.94	\$142,271	123	9.83	\$138,751	132	8.11	\$132,396	119	9.67	\$178,985	94	10.09	\$182,220
Total	1,671	11.15	\$125,866	1,652	10.02	\$128,330	1,782	9.87	\$139,381	1,666	9.89	\$152,613	1,656	9.58	\$157,483
Washoe															
Carson Tahoe	99	7.16	\$72,566	96	9.08	\$83,986	85	9.07	\$93,042	80	9.06	\$103,748	72	9.01	\$98,522
Northern Nevada	27	9.44	\$90,179	27	8.78	\$90,479	52	7.21	\$80,423	41	8.22	\$95,931	31	8.39	\$99,795
Renown Regional	302	10.19	\$68,421	262	9.05	\$66,347	283	10.30	\$81,622	313	8.03	\$65,154	353	8.66	\$73,367
Renown S. Meadows	30	7.30	\$54,691	33	9.00	\$69,699	16	6.81	\$71,090	24	7.88	\$74,277	41	7.00	\$61,607
Saint Mary's	242	8.40	\$68,612	223	7.09	\$66,385	210	7.59	\$76,117	165	7.79	\$80,621	161	7.98	\$77,903
Sierra Surgery	47	2.89	\$25,883	54	3.31	\$22,587	50	3.52	\$25,631	52	3.87	\$31,142	35	4.77	\$37,286
Total	747	8.61	\$66,591	695	7.97	\$66,492	696	8.54	\$77,002	675	7.78	\$73,082	693	8.23	\$75,699
Rural															
Battle Mountain	0	0.00	\$0	0	0.00	\$0	0	0.00	\$0	0	0.00	\$0	0	0.00	\$0
Boulder City	4	9.00	\$20,822	0	0.00	\$0	0	0.00	\$0	0	0.00	\$0	0	0.00	\$0
Carson Valley	26	6.96	\$64,522	27	7.22	\$63,985	17	7.29	\$73,371	16	8.38	\$88,422	13	7.38	\$99,825
Churchill	29	11.00	\$75,675	22	9.68	\$64,728	13	10.46	\$72,917	9	10.00	\$76,798	10	5.40	\$53,232
Desert View	11	4.64	\$33,954	0	0.00	\$0	2	2.50	\$27,538	0	0.00	\$0	4	7.50	\$87,325
Grover C. Dils	0	0.00	\$0	0	0.00	\$0	0	0.00	\$0	0	0.00	\$0	0	0.00	\$0
Humboldt	6	10.50	\$78,353	7	6.00	\$54,276	6	5.83	\$42,348	3	9.00	\$85,559	7	6.86	\$51,584
Incline Village	0	0.00	\$0	0	0.00	\$0	0	0.00	\$0	0	0.00	\$0	0	0.00	\$0
Mesa View	9	7.56	\$47,420	15	8.20	\$57,571	12	7.08	\$53,189	8	3.88	\$34,648	7	6.00	\$48,642
Mount Grant	0	0.00	\$0	0	0.00	\$0	0	0.00	\$0	0	0.00	\$0	0	0.00	\$0
Northeastern	19	8.42	\$75,211	20	6.05	\$57,666	21	6.81	\$64,637	22	6.50	\$61,526	17	5.65	\$68,664
Nye	0	0.00	\$0	0	0.00	\$0	0	0.00	\$0	0	0.00	\$0	0	0.00	\$0
Pershing	0	0.00	\$0	0	0.00	\$0	0	0.00	\$0	0	0.00	\$0	0	0.00	\$0
South Lyon	0	0.00	\$0	0	0.00	\$0	0	0.00	\$0	0	0.00	\$0	0	0.00	\$0
William Bee Ririe	5	5.00	\$33,477	0	0.00	\$0	1	1.00	\$36,502	0	0.00	\$0	0	0.00	\$0
Total	109	8.28	\$62,589	91	7.63	\$60,972	72	7.35	\$63,007	58	7.33	\$68,851	58	6.31	\$69,797
All Counties	2,527	10.27	\$105,614	2,438	9.34	\$108,188	2,550	9.43	\$120,199	2,399	9.23	\$128,210	2,407	9.12	\$131,824

Rectal Resection (332-334)

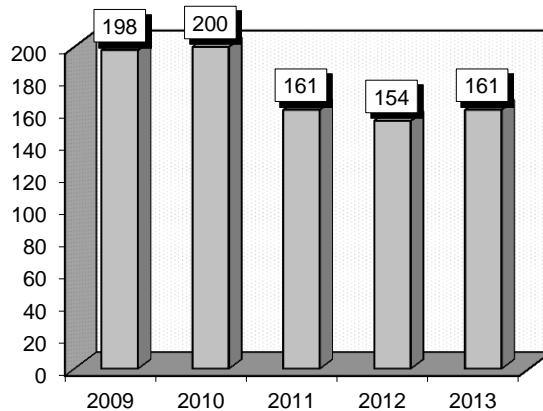
Procedures: that frequently accompanied Rectal Resection were: 1) Proctosigmoidoscopy (4821-3), 2) Transfusion of packed cells (9904), 3) Anterior resection of rectum with synchronous colostomy (4862), 4) Incidental appendectomy (4719), 5) Other Lysis of peritoneal adhesions (5459), 6) Closure of stoma of large intestine (4652).

Definitions: **Resection:** A surgical removal of tissue. **Proctosigmoidoscopy:** An examination of the rectum and the lower part of the colon using a thin, lighted instrument called a sigmoidoscope. **Transfusion:** A replacement of bodily fluids or cells. **Anterior:** Anatomical term referring to the front of the body. **Colostomy:** The surgical creation of an opening between the colon and the surface of the body. Part of the colon is brought out onto the abdomen to create a stoma. A bag is placed over this to collect waste material. **Stoma:** A surgically created opening in an organ. **Lysis:** The breakdown of a cell caused by damage to its plasma (outer) membrane. Lysis can be caused by chemical or physical action. **Peritoneum:** The tissue that lines the abdominal wall and pelvic cavity.

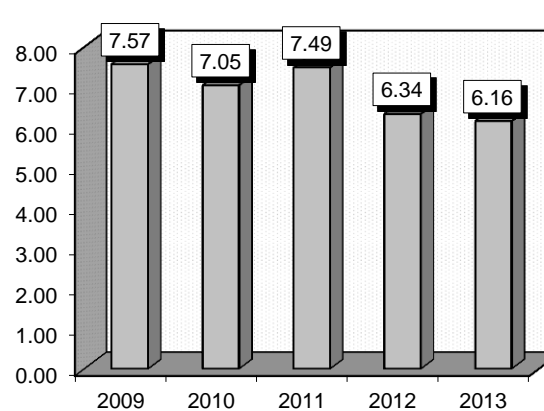
Comment: Rectal resections are performed to repair damage caused to the rectum by diseases of the lower intestinal tract.

Gender	2009			2010			2011			2012			2013		
	Cases	Avg LOS	Avg Bill	Cases	Avg LOS	Avg Bill	Cases	Avg LOS	Avg Bill	Cases	Avg LOS	Avg Bill	Cases	Avg LOS	Avg Bill
Male	115	7.62	\$71,731	108	7.81	\$90,603	73	7.70	\$92,204	78	6.85	\$91,301	76	6.88	\$102,301
Female	83	7.51	\$73,132	92	6.15	\$70,557	88	7.32	\$82,231	76	5.82	\$74,089	85	5.51	\$87,905
Age Group	Cases	Avg LOS	Avg Bill	Cases	Avg LOS	Avg Bill	Cases	Avg LOS	Avg Bill	Cases	Avg LOS	Avg Bill	Cases	Avg LOS	Avg Bill
0-17	12	9.42	\$69,599	8	9.88	\$72,287	9	7.67	\$61,549	7	4.43	\$36,863	8	4.50	\$42,126
18-35	3	9.00	\$76,279	3	3.67	\$72,110	0	0.00	\$0	0	0.00	\$0	1	5.00	\$77,977
36-49	24	7.96	\$81,073	21	6.62	\$72,297	11	6.55	\$73,060	13	7.69	\$78,882	13	6.62	\$79,772
50-64	51	7.37	\$73,694	64	6.70	\$81,233	59	6.76	\$80,613	51	5.71	\$77,699	49	6.31	\$103,805
65+	108	7.33	\$69,915	104	7.23	\$84,275	82	8.12	\$95,774	83	6.67	\$90,435	90	6.17	\$96,759
Total	198	7.57	\$72,318	200	7.05	\$81,382	161	7.49	\$86,753	154	6.34	\$82,807	161	6.16	\$94,700

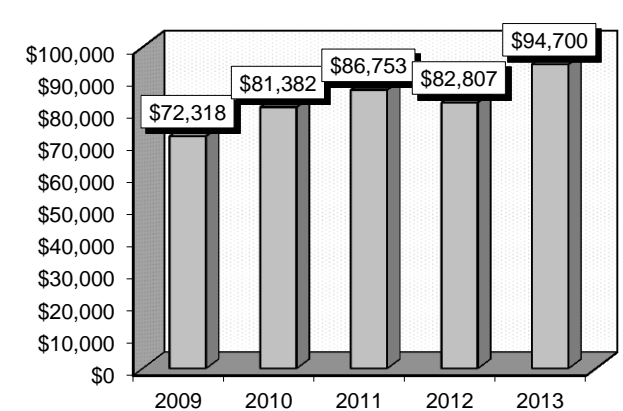
Patient Discharges



Average Length of Stay



Average Billed Charges



County / Hospital	2009			2010			2011			2012			2013		
	Cases	Avg LOS	Avg Bill	Cases	Avg LOS	Avg Bill	Cases	Avg LOS	Avg Bill	Cases	Avg LOS	Avg Bill	Cases	Avg LOS	Avg Bill
Clark															
Centennial Hills	2	6.00	\$72,028	6	6.33	\$88,507	1	5.00	\$57,504	0	0.00	\$0	0	0.00	\$0
Desert Springs	6	7.17	\$75,767	6	10.83	\$156,430	3	6.00	\$96,278	1	16.00	\$249,921	1	20.00	\$204,932
Mountain View	14	7.86	\$75,887	8	5.88	\$91,655	15	8.73	\$116,650	16	7.06	\$106,380	38	5.97	\$108,754
North Vista	0	0.00	\$0	0	0.00	\$0	0	0.00	\$0	1	2.00	\$54,618	0	0.00	\$0
Southern Hills	4	8.50	\$99,526	2	7.50	\$107,007	3	2.67	\$46,069	2	4.00	\$58,204	6	5.33	\$81,167
Spring Valley	13	6.69	\$82,853	15	6.00	\$76,633	17	5.24	\$78,044	17	6.65	\$104,645	8	5.75	\$93,436
St. Rose-Rose de Lima	2	8.00	\$62,104	2	7.00	\$86,482	0	0.00	\$0	5	7.80	\$111,235	3	7.00	\$121,781
St. Rose-San Martin	2	11.50	\$88,646	3	4.67	\$85,809	8	4.88	\$68,966	1	3.00	\$57,227	11	5.27	\$99,502
St. Rose-Siena	18	8.28	\$83,103	19	7.00	\$80,845	8	9.25	\$95,993	11	7.09	\$94,218	9	5.78	\$88,138
Summerlin	22	6.59	\$75,413	9	8.56	\$107,188	12	7.42	\$91,447	10	6.10	\$112,059	9	8.33	\$195,795
Sunrise	19	7.68	\$74,487	22	6.82	\$73,419	15	8.60	\$108,069	10	4.30	\$70,161	7	9.86	\$168,207
UMC	14	10.93	\$115,115	18	9.39	\$107,249	9	21.22	\$155,986	14	9.86	\$104,641	11	8.09	\$105,445
Valley	15	5.13	\$72,543	14	8.43	\$128,147	10	7.70	\$121,263	4	4.00	\$83,786	4	8.00	\$167,747
Total	131	7.60	\$81,738	124	7.50	\$95,462	101	8.42	\$101,145	92	6.85	\$99,719	107	6.74	\$117,716
Washoe															
Carson Tahoe	6	5.33	\$57,387	5	6.00	\$51,157	7	9.71	\$93,046	3	7.67	\$82,037	2	11.00	\$84,172
Northern Nevada	1	8.00	\$96,837	0	0.00	\$0	4	6.00	\$68,638	2	10.50	\$104,925	2	8.00	\$75,055
Renown Regional	40	6.35	\$40,760	43	6.88	\$54,332	19	5.16	\$46,975	36	5.17	\$48,800	37	4.19	\$44,437
Renown S. Meadows	0	0.00	\$0	0	0.00	\$0	0	0.00	\$0	0	0.00	\$0	0	0.00	\$0
Saint Mary's	18	11.11	\$79,804	25	5.52	\$69,113	22	5.86	\$77,178	14	5.36	\$70,864	9	4.33	\$56,956
Sierra Surgery	1	4.00	\$35,327	2	4.50	\$35,882	7	4.57	\$24,515	5	2.00	\$28,261	4	9.50	\$43,970
Total	66	7.55	\$53,688	75	6.31	\$58,555	59	5.95	\$62,507	60	5.25	\$55,769	54	5.00	\$49,095
Rural															
Battle Mountain	0	0.00	\$0	0	0.00	\$0	0	0.00	\$0	0	0.00	\$0	0	0.00	\$0
Boulder City	0	0.00	\$0	0	0.00	\$0	0	0.00	\$0	0	0.00	\$0	0	0.00	\$0
Carson Valley	0	0.00	\$0	0	0.00	\$0	0	0.00	\$0	0	0.00	\$0	0	0.00	\$0
Churchill	1	6.00	\$67,903	1	7.00	\$47,490	0	0.00	\$0	1	15.00	\$114,488	0	0.00	\$0
Desert View	0	0.00	\$0	0	0.00	\$0	0	0.00	\$0	0	0.00	\$0	0	0.00	\$0
Grover C. Dils	0	0.00	\$0	0	0.00	\$0	0	0.00	\$0	0	0.00	\$0	0	0.00	\$0
Humboldt	0	0.00	\$0	0	0.00	\$0	0	0.00	\$0	0	0.00	\$0	0	0.00	\$0
Incline Village	0	0.00	\$0	0	0.00	\$0	0	0.00	\$0	0	0.00	\$0	0	0.00	\$0
Mesa View	0	0.00	\$0	0	0.00	\$0	0	0.00	\$0	0	0.00	\$0	0	0.00	\$0
Mount Grant	0	0.00	\$0	0	0.00	\$0	0	0.00	\$0	0	0.00	\$0	0	0.00	\$0
Northeastern	0	0.00	\$0	0	0.00	\$0	1	5.00	\$63,712	1	16.00	\$117,505	0	0.00	\$0
Nye	0	0.00	\$0	0	0.00	\$0	0	0.00	\$0	0	0.00	\$0	0	0.00	\$0
Pershing	0	0.00	\$0	0	0.00	\$0	0	0.00	\$0	0	0.00	\$0	0	0.00	\$0
South Lyon	0	0.00	\$0	0	0.00	\$0	0	0.00	\$0	0	0.00	\$0	0	0.00	\$0
William Bee Ririe	0	0.00	\$0	0	0.00	\$0	0	0.00	\$0	0	0.00	\$0	0	0.00	\$0
Total	1	6.00	\$67,903	1	7.00	\$47,490	1	5.00	\$63,712	2	15.50	\$115,997	0	0.00	\$0
All Counties	198	7.57	\$72,318	200	7.05	\$81,382	161	7.49	\$86,753	154	6.34	\$82,807	161	6.16	\$94,700

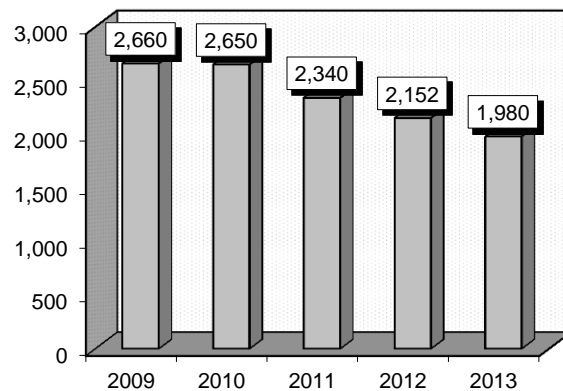
Appendectomy (338-343)

Diagnoses & Procedures: that frequently accompanied Appendectomy were: 1) Acute appendicitis without mention of peritonitis (5409), 2) Acute appendicitis with generalized peritonitis (5400), 3) Acute appendicitis with peritoneal abscess (5401), 4) Laparoscopic appendectomy (4701), 5) Other appendectomy (4709).

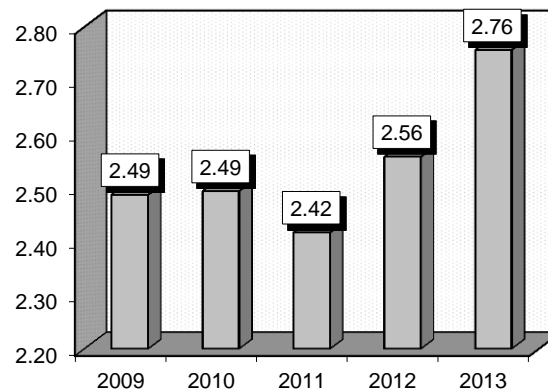
Definitions: Appendectomy: Removal of the appendix. **Appendicitis:** Inflammation of the appendix. **Peritoneum:** The membrane that lines the inside of the abdomen and the abdominal organs. **Peritonitis:** Inflammation of the peritoneum.

Gender	2009			2010			2011			2012			2013		
	Cases	Avg LOS	Avg Bill	Cases	Avg LOS	Avg Bill	Cases	Avg LOS	Avg Bill	Cases	Avg LOS	Avg Bill	Cases	Avg LOS	Avg Bill
Male	1,487	2.56	\$35,647	1,523	2.48	\$38,477	1,342	2.43	\$40,596	1,203	2.67	\$44,767	1,071	2.90	\$50,882
Female	1,173	2.39	\$34,575	1,127	2.51	\$36,949	998	2.40	\$40,868	949	2.42	\$43,697	909	2.58	\$49,089
Age Group	Cases	Avg LOS	Avg Bill	Cases	Avg LOS	Avg Bill	Cases	Avg LOS	Avg Bill	Cases	Avg LOS	Avg Bill	Cases	Avg LOS	Avg Bill
0-17	789	2.60	\$31,660	771	2.53	\$33,573	657	2.61	\$36,001	613	2.93	\$39,249	447	3.41	\$45,164
18-35	838	1.93	\$33,015	795	2.13	\$35,209	677	1.79	\$37,486	638	1.94	\$40,386	606	1.95	\$44,111
36-49	516	2.30	\$35,270	527	2.22	\$39,115	452	2.23	\$41,639	389	2.29	\$46,566	395	2.43	\$50,606
50-64	335	2.96	\$39,990	354	3.09	\$45,810	369	2.80	\$44,948	314	2.74	\$49,617	325	2.76	\$53,580
65+	182	4.23	\$51,219	203	3.46	\$46,972	185	3.70	\$58,528	198	3.66	\$59,610	207	4.31	\$71,468
Total	2,660	2.49	\$35,175	2,650	2.49	\$37,827	2,340	2.42	\$40,712	2,152	2.56	\$44,295	1,980	2.76	\$50,059

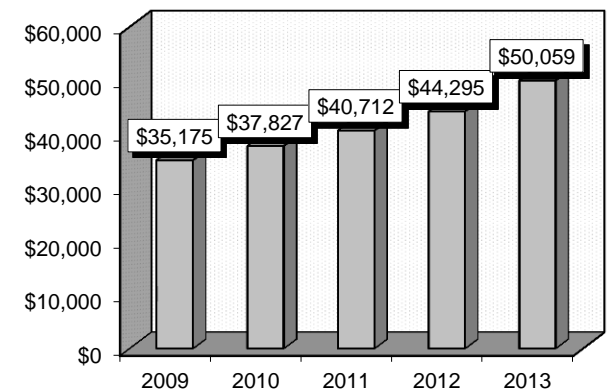
Patient Discharges



Average Length of Stay



Average Billed Charges



County / Hospital	2009			2010			2011			2012			2013		
	Cases	Avg LOS	Avg Bill	Cases	Avg LOS	Avg Bill	Cases	Avg LOS	Avg Bill	Cases	Avg LOS	Avg Bill	Cases	Avg LOS	Avg Bill
Clark															
Centennial Hills	102	1.93	\$33,909	92	2.13	\$36,569	80	2.08	\$45,483	91	1.70	\$46,341	121	1.90	\$56,864
Desert Springs	101	2.47	\$42,437	102	2.69	\$51,264	88	2.67	\$58,344	94	2.33	\$58,413	83	3.28	\$76,372
Mountain View	85	2.32	\$38,878	126	2.04	\$38,176	105	2.17	\$42,226	96	2.11	\$47,396	82	3.01	\$59,587
North Vista	75	2.47	\$45,736	46	2.13	\$43,246	31	2.26	\$44,984	41	3.05	\$44,206	27	1.93	\$38,466
Southern Hills	48	2.31	\$36,885	48	1.98	\$38,735	46	1.91	\$38,484	47	2.34	\$47,091	40	2.50	\$53,309
Spring Valley	135	2.13	\$36,782	124	1.76	\$38,924	138	2.14	\$46,369	103	2.18	\$48,980	125	2.26	\$52,053
St. Rose-Rose de Lima	81	3.01	\$41,638	90	2.32	\$43,680	107	2.38	\$45,856	71	2.32	\$51,060	68	2.71	\$56,069
St. Rose-San Martin	74	2.11	\$37,240	106	2.43	\$45,138	93	2.53	\$47,469	77	2.32	\$47,334	50	2.72	\$58,183
St. Rose-Siena	272	2.50	\$40,517	296	2.14	\$40,602	252	2.35	\$41,904	196	2.98	\$53,061	148	3.32	\$63,018
Summerlin	204	2.26	\$35,225	208	2.19	\$39,648	183	2.21	\$43,417	187	2.36	\$48,844	178	2.89	\$65,017
Sunrise	358	2.35	\$32,768	274	3.12	\$39,121	224	3.08	\$44,748	215	3.44	\$48,440	185	4.41	\$61,514
UMC	386	2.67	\$38,800	382	2.31	\$39,714	326	2.45	\$41,796	272	3.07	\$44,450	247	2.97	\$43,218
Valley	100	2.71	\$39,386	96	2.19	\$38,709	55	2.65	\$47,033	76	2.41	\$56,064	78	2.31	\$55,208
Total	2,021	2.43	\$37,703	1,990	2.33	\$40,535	1,728	2.43	\$44,463	1,566	2.66	\$49,105	1,432	2.96	\$57,099
Washoe															
Carson Tahoe	83	2.00	\$31,489	65	2.25	\$33,021	69	2.25	\$34,949	72	2.75	\$39,015	69	1.75	\$31,894
Northern Nevada	65	2.43	\$29,156	67	5.27	\$32,575	69	1.59	\$33,682	65	1.72	\$34,661	57	2.09	\$40,559
Renown Regional	163	3.29	\$28,003	190	2.97	\$28,911	185	2.70	\$28,843	167	2.46	\$28,279	129	2.75	\$31,174
Renown S. Meadows	25	2.04	\$23,980	40	2.20	\$27,621	22	3.32	\$37,132	21	3.10	\$37,174	22	2.36	\$34,004
Saint Mary's	93	3.48	\$32,957	90	3.69	\$37,188	82	2.67	\$34,382	130	2.27	\$34,139	145	1.88	\$31,858
Sierra Surgery	3	4.00	\$18,665	0	0.00	\$0	0	0.00	\$0	0	0.00	\$0	0	0.00	\$0
Total	432	2.89	\$29,615	452	3.28	\$31,579	427	2.47	\$32,102	455	2.37	\$32,974	422	2.18	\$32,942
Rural															
Battle Mountain	0	0.00	\$0	0	0.00	\$0	0	0.00	\$0	0	0.00	\$0	0	0.00	\$0
Boulder City	6	3.00	\$18,817	1	1.00	\$14,360	0	0.00	\$0	0	0.00	\$0	0	0.00	\$0
Carson Valley	10	2.20	\$17,086	19	1.95	\$22,447	6	2.33	\$31,178	11	1.91	\$27,750	10	2.90	\$29,896
Churchill	66	2.23	\$24,522	57	2.19	\$24,878	47	1.81	\$24,815	35	1.89	\$27,388	29	1.52	\$25,783
Desert View	13	1.92	\$13,930	11	1.45	\$11,818	2	2.00	\$15,171	0	0.00	\$0	0	0.00	\$0
Grover C. Dils	0	0.00	\$0	0	0.00	\$0	0	0.00	\$0	0	0.00	\$0	0	0.00	\$0
Humboldt	33	1.85	\$25,644	22	2.50	\$31,080	33	2.15	\$25,829	17	1.41	\$20,810	12	3.00	\$26,319
Incline Village	0	0.00	\$0	0	0.00	\$0	0	0.00	\$0	0	0.00	\$0	0	0.00	\$0
Mesa View	13	2.77	\$21,817	7	1.71	\$18,716	17	2.18	\$25,897	8	2.63	\$27,446	8	3.00	\$29,943
Mount Grant	0	0.00	\$0	0	0.00	\$0	0	0.00	\$0	0	0.00	\$0	0	0.00	\$0
Northeastern	53	2.42	\$21,434	75	2.63	\$27,497	68	2.41	\$26,465	50	2.08	\$25,812	60	2.50	\$27,255
Nye	0	0.00	\$0	0	0.00	\$0	0	0.00	\$0	0	0.00	\$0	0	0.00	\$0
Pershing	0	0.00	\$0	0	0.00	\$0	0	0.00	\$0	0	0.00	\$0	0	0.00	\$0
South Lyon	0	0.00	\$0	0	0.00	\$0	0	0.00	\$0	0	0.00	\$0	0	0.00	\$0
William Bee Ririe	13	1.62	\$17,235	16	2.50	\$27,272	12	2.00	\$20,798	10	2.50	\$29,353	7	2.57	\$30,236
Total	207	2.21	\$22,093	208	2.32	\$25,492	185	2.16	\$25,543	131	1.99	\$26,117	126	2.39	\$27,373
All Counties	2,660	2.49	\$35,175	2,650	2.49	\$37,827	2,340	2.42	\$40,712	2,152	2.56	\$44,295	1,980	2.76	\$50,059

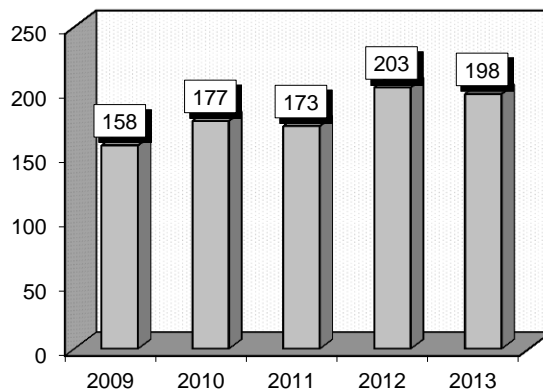
Minor Small & Large Bowel Procedures (344-346)

Procedures: that frequently accompanied Minor Small & Large Bowel Procedures were: 1) Closure of stoma of large intestine (4652), 2) Transfusion of packed cells (9904), 3) Venous catheterization (3893), 4) Flexible sigmoidoscopy (4524), 5) Incision of large intestine (4503), 6) Colonoscopy (4523).

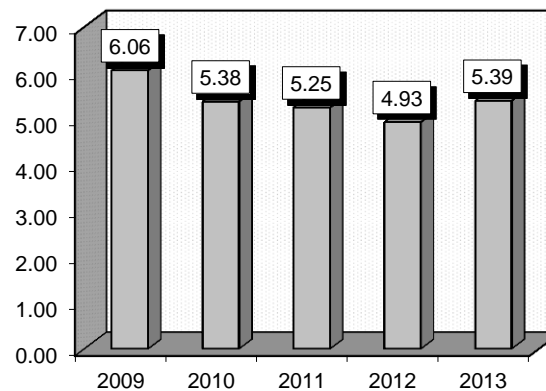
Definitions: **Stoma:** A surgically created opening in an organ. **Transfusion:** A replacement of bodily fluids or cells. **Catheterization:** Passage of a tubular, flexible surgical instrument into a body channel or cavity to withdraw or introduce fluid. **Sigmoidoscopy:** A diagnostic procedure that uses a flexible viewing tube to allow the doctor to see the inner walls of the colon. During this procedure, a tube is gently passed into the colon through the anus. **Peritoneum:** The tissue that lines the abdominal wall and pelvic cavity. **Colonoscopy:** An examination of the colon using a lighted, flexible tube (colonoscope) inserted into the rectum. A colonoscopy allows a doctor to see the inside of the colon.

Gender	2009			2010			2011			2012			2013		
	Cases	Avg LOS	Avg Bill	Cases	Avg LOS	Avg Bill	Cases	Avg LOS	Avg Bill	Cases	Avg LOS	Avg Bill	Cases	Avg LOS	Avg Bill
Male	95	6.01	\$46,620	100	5.18	\$48,955	84	5.33	\$60,784	108	4.55	\$50,607	116	5.47	\$68,524
Female	63	6.13	\$48,031	77	5.64	\$53,273	89	5.17	\$54,033	95	5.37	\$61,389	82	5.29	\$63,336
Age Group	Cases	Avg LOS	Avg Bill	Cases	Avg LOS	Avg Bill	Cases	Avg LOS	Avg Bill	Cases	Avg LOS	Avg Bill	Cases	Avg LOS	Avg Bill
0-17	11	6.09	\$33,516	12	5.33	\$42,854	11	5.64	\$47,591	16	5.38	\$41,478	12	5.25	\$41,649
18-35	17	4.94	\$41,558	10	5.10	\$50,194	12	4.25	\$38,650	8	2.88	\$32,478	16	3.88	\$38,752
36-49	24	5.17	\$42,568	29	4.93	\$49,955	39	4.97	\$51,861	40	3.95	\$52,714	36	5.06	\$69,978
50-64	60	5.55	\$44,599	74	5.19	\$47,860	52	5.33	\$62,119	71	4.82	\$52,892	65	4.80	\$58,477
65+	46	7.59	\$58,307	52	5.96	\$57,520	59	5.49	\$62,284	68	5.76	\$66,327	69	6.51	\$82,642
Total	158	6.06	\$47,183	177	5.38	\$50,834	173	5.25	\$57,311	203	4.93	\$55,653	198	5.39	\$66,375

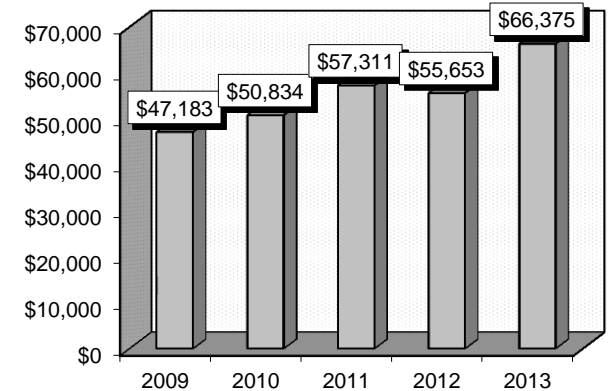
Patient Discharges



Average Length of Stay



Average Billed Charges



County / Hospital	2009			2010			2011			2012			2013		
	Cases	Avg LOS	Avg Bill	Cases	Avg LOS	Avg Bill	Cases	Avg LOS	Avg Bill	Cases	Avg LOS	Avg Bill	Cases	Avg LOS	Avg Bill
Clark															
Centennial Hills	6	4.50	\$41,766	7	4.71	\$54,830	10	4.70	\$71,139	8	4.38	\$75,929	4	6.75	\$111,996
Desert Springs	9	4.78	\$51,366	12	6.08	\$78,752	8	5.25	\$71,821	4	3.00	\$65,186	5	5.00	\$89,004
Mountain View	9	5.67	\$39,608	3	4.67	\$43,977	5	3.40	\$34,112	22	5.14	\$60,397	18	5.11	\$77,079
North Vista	4	5.25	\$48,743	0	0.00	\$0	1	10.00	\$88,178	4	3.50	\$33,655	1	1.00	\$20,591
Southern Hills	2	6.00	\$38,603	3	4.67	\$34,592	5	4.60	\$43,892	3	3.00	\$29,979	2	2.00	\$34,414
Spring Valley	8	4.38	\$47,674	5	5.20	\$54,118	9	5.22	\$76,743	2	14.00	\$251,629	4	4.00	\$61,598
St. Rose-Rose de Lima	6	5.00	\$36,196	3	7.00	\$60,878	2	6.50	\$64,056	5	4.00	\$44,944	3	6.00	\$53,413
St. Rose-San Martin	4	8.00	\$79,992	6	9.17	\$89,411	10	3.90	\$57,486	12	3.92	\$52,726	5	4.20	\$54,865
St. Rose-Siena	7	10.43	\$86,819	4	5.75	\$54,468	5	6.20	\$59,861	9	6.22	\$53,850	11	5.55	\$59,846
Summerlin	11	4.82	\$43,470	14	4.86	\$53,271	19	8.00	\$99,493	21	5.38	\$74,077	27	6.81	\$116,026
Sunrise	12	5.92	\$51,593	18	4.61	\$49,665	12	5.42	\$60,100	13	3.92	\$57,509	10	11.80	\$155,610
UMC	22	6.55	\$53,838	28	6.00	\$66,330	23	6.70	\$67,742	24	4.75	\$54,969	31	5.03	\$61,133
Valley	7	5.71	\$58,923	12	4.08	\$46,686	11	2.73	\$45,135	8	6.38	\$92,430	7	3.57	\$53,275
Total	107	5.91	\$51,981	115	5.45	\$59,386	120	5.58	\$67,694	135	4.91	\$63,917	128	5.84	\$83,328
Washoe															
Carson Tahoe	8	5.00	\$42,816	4	5.50	\$43,669	7	5.71	\$46,407	6	3.83	\$38,197	4	5.00	\$38,673
Northern Nevada	1	5.00	\$26,886	2	5.00	\$56,251	1	4.00	\$41,058	9	5.67	\$51,691	3	6.67	\$77,621
Renown Regional	23	7.48	\$35,147	15	6.33	\$32,676	18	5.33	\$31,626	24	5.33	\$33,003	37	4.54	\$29,673
Renown S. Meadows	1	1.00	\$16,623	10	4.90	\$27,945	3	3.67	\$32,598	1	4.00	\$26,429	2	5.00	\$34,658
Saint Mary's	11	6.64	\$47,146	21	4.67	\$35,523	20	3.80	\$32,270	17	4.29	\$43,991	18	4.56	\$41,370
Sierra Surgery	2	2.50	\$19,111	4	3.75	\$21,784	2	2.50	\$20,367	4	4.25	\$26,411	2	3.00	\$26,889
Total	46	6.43	\$38,071	56	5.16	\$33,748	51	4.55	\$33,708	61	4.85	\$38,793	66	4.64	\$35,655
Rural															
Battle Mountain	0	0.00	\$0	0	0.00	\$0	0	0.00	\$0	0	0.00	\$0	0	0.00	\$0
Boulder City	2	5.00	\$6,719	1	6.00	\$14,244	0	0.00	\$0	0	0.00	\$0	0	0.00	\$0
Carson Valley	0	0.00	\$0	1	3.00	\$18,735	0	0.00	\$0	2	6.50	\$49,389	0	0.00	\$0
Churchill	2	6.50	\$45,630	4	6.75	\$61,331	0	0.00	\$0	3	7.00	\$42,845	1	3.00	\$23,463
Desert View	0	0.00	\$0	0	0.00	\$0	0	0.00	\$0	0	0.00	\$0	0	0.00	\$0
Grover C. Dils	0	0.00	\$0	0	0.00	\$0	0	0.00	\$0	0	0.00	\$0	0	0.00	\$0
Humboldt	0	0.00	\$0	0	0.00	\$0	0	0.00	\$0	0	0.00	\$0	0	0.00	\$0
Incline Village	0	0.00	\$0	0	0.00	\$0	0	0.00	\$0	0	0.00	\$0	0	0.00	\$0
Mesa View	0	0.00	\$0	0	0.00	\$0	1	2.00	\$24,263	0	0.00	\$0	0	0.00	\$0
Mount Grant	0	0.00	\$0	0	0.00	\$0	0	0.00	\$0	0	0.00	\$0	0	0.00	\$0
Northeastern	1	6.00	\$36,963	0	0.00	\$0	1	4.00	\$48,199	2	4.00	\$37,535	3	3.67	\$33,226
Nye	0	0.00	\$0	0	0.00	\$0	0	0.00	\$0	0	0.00	\$0	0	0.00	\$0
Pershing	0	0.00	\$0	0	0.00	\$0	0	0.00	\$0	0	0.00	\$0	0	0.00	\$0
South Lyon	0	0.00	\$0	0	0.00	\$0	0	0.00	\$0	0	0.00	\$0	0	0.00	\$0
William Bee Ririe	0	0.00	\$0	0	0.00	\$0	0	0.00	\$0	0	0.00	\$0	0	0.00	\$0
Total	5	5.80	\$28,332	6	6.00	\$46,384	2	3.00	\$36,231	7	6.00	\$43,198	4	3.50	\$30,786
All Counties	158	6.06	\$47,183	177	5.38	\$50,834	173	5.25	\$57,311	203	4.93	\$55,653	198	5.39	\$66,375

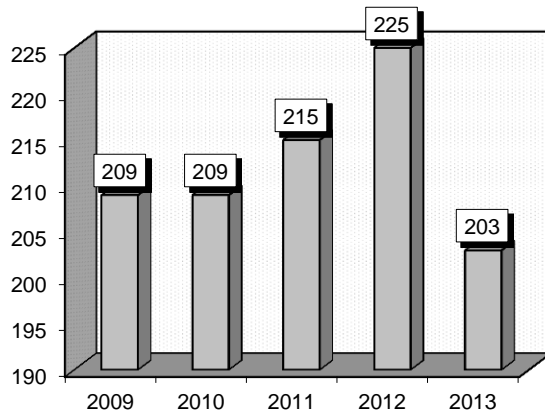
Inguinal & Femoral Hernia Procedures (350-352)

Diagnoses & Procedures: that frequently accompanied Inguinal & Femoral Hernia Procedures were: 1) Inguinal hernia, with obstruction, without mention of gangrene, unilateral or unspecified (not specified as recurrent) (55010), 2) Inguinal hernia, without mention of obstruction or gangrene, unilateral or unspecified (not specified as recurrent) (55090), 3) Inguinal hernia with obstruction, without mention of gangrene, unilateral or unspecified, recurrent (55011), 4) Repair of inguinal hernia with graft or prosthesis, not otherwise specified (5305), 5) Other and open repair of direct inguinal hernia with graft or prosthesis (5303), 6) Unilateral repair of inguinal hernia, not otherwise specified (5300).

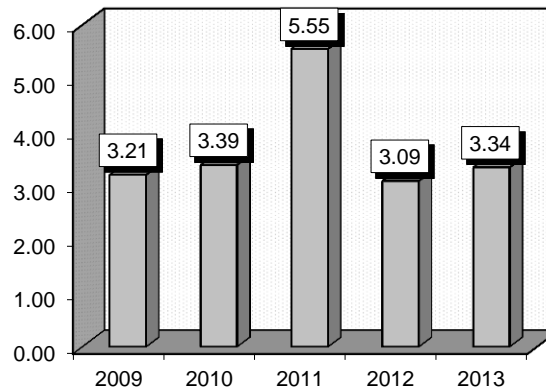
Definitions: **Inguinal:** Located in the groin. **Femoral:** Located in the thigh or femur. **Hernia:** A rupture of a bodily membrane through which there is a protrusion of an organ or other body part. **Gangrene:** The death of bodily tissue often caused by an insufficient supply of blood.

Gender	2009			2010			2011			2012			2013		
	Cases	Avg LOS	Avg Bill	Cases	Avg LOS	Avg Bill	Cases	Avg LOS	Avg Bill	Cases	Avg LOS	Avg Bill	Cases	Avg LOS	Avg Bill
Male	157	2.91	\$35,837	176	3.56	\$47,722	167	6.03	\$49,892	182	3.06	\$49,794	164	3.37	\$53,314
Female	52	4.10	\$39,838	33	2.52	\$40,355	48	3.90	\$48,337	43	3.23	\$51,194	39	3.26	\$55,679
Age Group	Cases	Avg LOS	Avg Bill	Cases	Avg LOS	Avg Bill	Cases	Avg LOS	Avg Bill	Cases	Avg LOS	Avg Bill	Cases	Avg LOS	Avg Bill
0-17	20	2.00	\$18,417	12	1.33	\$20,697	18	1.33	\$18,330	8	1.63	\$26,321	9	2.33	\$27,446
18-35	13	1.31	\$22,370	12	2.33	\$25,627	13	1.31	\$25,598	15	2.00	\$37,652	14	2.50	\$34,276
36-49	19	3.16	\$39,747	34	3.41	\$40,960	26	2.23	\$36,311	28	3.32	\$58,664	21	2.76	\$47,636
50-64	62	2.92	\$35,365	53	3.45	\$48,713	50	3.70	\$48,678	53	2.34	\$42,724	50	3.58	\$55,571
65+	95	3.92	\$43,064	98	3.73	\$53,066	108	8.43	\$61,216	121	3.60	\$54,393	109	3.54	\$58,800
Total	209	3.21	\$36,833	209	3.39	\$46,559	215	5.55	\$49,545	225	3.09	\$50,062	203	3.34	\$53,769

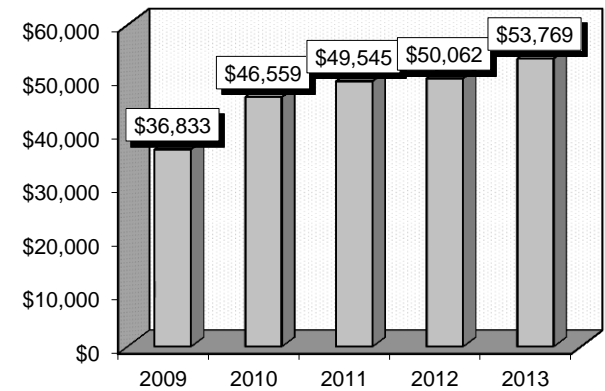
Patient Discharges



Average Length of Stay



Average Billed Charges



County / Hospital	2009			2010			2011			2012			2013		
	Cases	Avg LOS	Avg Bill	Cases	Avg LOS	Avg Bill	Cases	Avg LOS	Avg Bill	Cases	Avg LOS	Avg Bill	Cases	Avg LOS	Avg Bill
Clark															
Centennial Hills	8	8.50	\$90,004	5	3.40	\$44,268	6	4.67	\$62,631	7	4.29	\$70,427	7	2.43	\$64,598
Desert Springs	20	3.00	\$42,269	14	3.86	\$69,989	19	3.37	\$63,787	17	3.76	\$74,509	18	4.11	\$85,660
Mountain View	9	2.89	\$44,411	13	2.92	\$35,443	14	5.36	\$80,996	13	4.08	\$56,193	18	2.67	\$55,503
North Vista	9	5.33	\$57,230	4	1.75	\$30,896	5	3.40	\$41,433	6	4.50	\$57,603	2	9.50	\$102,092
Southern Hills	5	2.60	\$27,772	1	1.00	\$20,937	6	3.67	\$43,330	7	3.00	\$46,591	6	2.50	\$48,932
Spring Valley	9	2.22	\$29,992	14	2.57	\$43,326	10	3.10	\$56,979	18	3.00	\$61,446	7	2.00	\$48,363
St. Rose-Rose de Lima	8	2.13	\$29,553	5	1.80	\$33,152	5	4.40	\$47,479	6	2.50	\$37,139	3	1.67	\$37,602
St. Rose-San Martin	5	2.00	\$27,602	6	4.00	\$41,632	4	4.50	\$53,959	12	3.75	\$59,229	4	2.00	\$46,177
St. Rose-Siena	19	3.47	\$39,967	11	4.09	\$65,487	12	2.67	\$38,706	14	2.36	\$42,559	9	4.44	\$69,556
Summerlin	12	2.25	\$32,246	13	4.15	\$79,199	19	4.53	\$63,621	16	2.63	\$48,939	9	4.78	\$61,373
Sunrise	23	4.26	\$40,991	19	3.79	\$62,633	10	3.30	\$46,805	11	3.09	\$56,767	15	4.13	\$69,829
UMC	20	1.80	\$27,245	22	6.00	\$58,108	18	29.33	\$84,682	15	3.07	\$56,682	18	3.94	\$46,547
Valley	15	3.93	\$44,460	20	2.80	\$45,435	18	2.94	\$45,371	15	4.20	\$75,898	17	3.41	\$66,930
Total	162	3.38	\$40,520	147	3.71	\$54,120	146	6.91	\$59,549	157	3.36	\$58,557	133	3.56	\$62,620
Washoe															
Carson Tahoe	6	3.33	\$42,399	10	2.60	\$30,206	10	2.80	\$34,619	8	2.13	\$30,803	7	5.71	\$65,398
Northern Nevada	5	2.00	\$23,130	7	2.14	\$30,128	5	4.20	\$50,376	4	2.75	\$38,992	5	1.40	\$35,833
Renown Regional	17	2.94	\$24,191	21	2.57	\$27,504	21	2.43	\$20,852	24	2.33	\$28,379	13	4.54	\$44,337
Renown S. Meadows	0	0.00	\$0	3	2.00	\$26,203	1	3.00	\$31,819	3	2.00	\$27,443	3	1.67	\$28,024
Saint Mary's	9	2.33	\$20,981	9	3.67	\$34,654	18	3.06	\$31,725	16	2.56	\$35,577	14	1.93	\$33,287
Sierra Surgery	0	0.00	\$0	0	0.00	\$0	0	0.00	\$0	1	2.00	\$25,051	1	2.00	\$28,105
Total	37	2.73	\$26,219	50	2.68	\$29,621	55	2.87	\$29,797	56	2.38	\$31,431	43	3.26	\$41,663
Rural															
Battle Mountain	0	0.00	\$0	0	0.00	\$0	0	0.00	\$0	0	0.00	\$0	0	0.00	\$0
Boulder City	0	0.00	\$0	0	0.00	\$0	0	0.00	\$0	0	0.00	\$0	0	0.00	\$0
Carson Valley	0	0.00	\$0	3	1.67	\$19,190	4	1.50	\$21,879	3	2.33	\$27,815	16	3.13	\$37,075
Churchill	3	1.67	\$13,267	2	6.50	\$41,839	1	1.00	\$20,960	5	2.20	\$22,618	5	1.40	\$20,249
Desert View	3	1.33	\$9,846	1	2.00	\$14,637	1	1.00	\$4,908	0	0.00	\$0	0	0.00	\$0
Grover C. Dils	0	0.00	\$0	0	0.00	\$0	0	0.00	\$0	0	0.00	\$0	0	0.00	\$0
Humboldt	1	2.00	\$21,456	3	2.00	\$25,588	4	2.50	\$27,419	4	4.50	\$28,425	6	1.33	\$16,776
Incline Village	0	0.00	\$0	0	0.00	\$0	0	0.00	\$0	0	0.00	\$0	0	0.00	\$0
Mesa View	0	0.00	\$0	3	1.33	\$20,483	2	1.00	\$12,373	0	0.00	\$0	0	0.00	\$0
Mount Grant	0	0.00	\$0	0	0.00	\$0	0	0.00	\$0	0	0.00	\$0	0	0.00	\$0
Northeastern	0	0.00	\$0	0	0.00	\$0	1	6.00	\$50,464	0	0.00	\$0	0	0.00	\$0
Nye	0	0.00	\$0	0	0.00	\$0	0	0.00	\$0	0	0.00	\$0	0	0.00	\$0
Pershing	0	0.00	\$0	0	0.00	\$0	0	0.00	\$0	0	0.00	\$0	0	0.00	\$0
South Lyon	0	0.00	\$0	0	0.00	\$0	0	0.00	\$0	0	0.00	\$0	0	0.00	\$0
William Bee Ririe	3	3.33	\$24,262	0	0.00	\$0	1	1.00	\$20,887	0	0.00	\$0	0	0.00	\$0
Total	10	2.10	\$16,358	12	2.50	\$24,508	14	1.93	\$22,797	12	3.00	\$25,853	27	2.41	\$29,448
All Counties	209	3.21	\$36,833	209	3.39	\$46,559	215	5.55	\$49,545	225	3.09	\$50,062	203	3.34	\$53,769

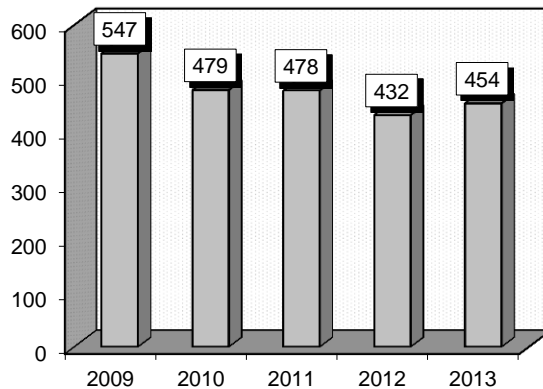
Hernia Procedures Except Inguinal & Femoral (353-355)

Diagnoses & Procedures: that frequently accompanied Hernia Procedures Except Inguinal & Femoral were: 1) Incisional hernia without mention of obstruction or gangrene (55321), 2) Incisional ventral hernia with obstruction (55221), 3) Umbilical hernia with obstruction (5521), 4) Other open incisional hernia repair with graft or prosthesis (5361), 5) Other and open repair of other hernia of anterior abdominal wall with graft or prosthesis (5369), 6) Laparoscopic incisional hernia repair with graft or prosthesis (5362).

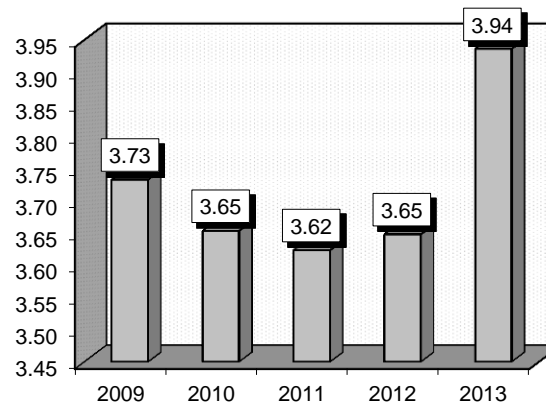
Definitions: **Inguinal:** Located in the groin. **Femoral:** Located in the thigh or femur. **Hernia:** A rupture of a bodily membrane through which there is a protrusion of an organ or other body part. **Gangrene:** The death of bodily tissue often caused by an insufficient supply of blood. **Laparoscopy:** Surgery via the insertion of tools and a camera through small incisions at the area of interest. Laparoscopic surgery is much less invasive than open surgery.

Gender	2009			2010			2011			2012			2013		
	Cases	Avg LOS	Avg Bill	Cases	Avg LOS	Avg Bill	Cases	Avg LOS	Avg Bill	Cases	Avg LOS	Avg Bill	Cases	Avg LOS	Avg Bill
Male	228	3.55	\$44,550	206	3.69	\$49,461	198	3.79	\$54,155	172	3.53	\$54,830	211	4.02	\$82,075
Female	319	3.87	\$41,553	273	3.62	\$50,264	280	3.50	\$50,874	260	3.73	\$61,446	243	3.86	\$69,176
Age Group	Cases	Avg LOS	Avg Bill	Cases	Avg LOS	Avg Bill	Cases	Avg LOS	Avg Bill	Cases	Avg LOS	Avg Bill	Cases	Avg LOS	Avg Bill
0-17	6	1.50	\$16,119	8	1.75	\$23,506	3	4.33	\$93,657	4	1.25	\$19,695	2	1.00	\$23,215
18-35	45	3.02	\$40,993	31	3.13	\$44,459	44	2.00	\$34,735	27	2.37	\$49,383	24	2.67	\$52,386
36-49	116	3.49	\$39,325	122	3.04	\$43,570	106	3.11	\$46,480	95	2.73	\$51,284	96	3.49	\$60,962
50-64	192	3.72	\$44,596	160	3.69	\$51,813	162	3.41	\$49,455	140	3.65	\$56,334	167	4.06	\$83,652
65+	188	4.13	\$44,401	158	4.28	\$55,312	163	4.59	\$62,697	166	4.44	\$67,685	165	4.29	\$78,797
Total	547	3.73	\$42,802	479	3.65	\$49,919	478	3.62	\$52,233	432	3.65	\$58,812	454	3.94	\$75,171

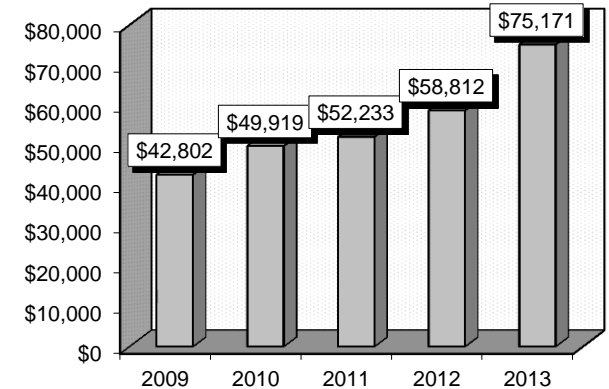
Patient Discharges



Average Length of Stay



Average Billed Charges



County / Hospital	2009			2010			2011			2012			2013		
	Cases	Avg LOS	Avg Bill	Cases	Avg LOS	Avg Bill	Cases	Avg LOS	Avg Bill	Cases	Avg LOS	Avg Bill	Cases	Avg LOS	Avg Bill
Clark															
Centennial Hills	16	3.44	\$47,061	12	3.50	\$64,605	16	4.31	\$66,568	16	5.06	\$104,362	15	3.40	\$85,558
Desert Springs	42	4.40	\$50,793	32	3.19	\$55,626	15	5.27	\$83,142	15	3.53	\$74,490	15	3.33	\$81,281
Mountain View	25	3.40	\$37,843	27	4.96	\$72,615	28	3.14	\$53,777	29	3.10	\$54,181	29	4.90	\$78,992
North Vista	12	3.42	\$56,141	6	2.83	\$49,302	9	1.67	\$38,414	6	3.00	\$46,133	8	2.63	\$53,859
Southern Hills	26	5.31	\$55,748	13	2.92	\$40,029	17	4.24	\$58,708	12	2.50	\$43,737	15	3.13	\$56,803
Spring Valley	45	3.98	\$46,101	52	2.92	\$47,284	49	3.12	\$48,391	30	2.83	\$59,308	38	3.55	\$80,185
St. Rose-Rose de Lima	17	2.65	\$32,138	5	2.80	\$43,873	7	3.29	\$46,393	7	3.71	\$51,369	8	6.63	\$90,373
St. Rose-San Martin	17	3.53	\$40,790	10	2.70	\$38,017	13	4.08	\$50,693	17	3.00	\$46,863	4	5.00	\$70,438
St. Rose-Siena	30	4.67	\$50,405	12	3.92	\$61,987	17	6.12	\$65,720	23	5.30	\$69,783	22	3.23	\$54,459
Summerlin	21	4.48	\$56,461	22	3.95	\$67,590	24	4.33	\$81,176	26	3.92	\$72,234	29	7.07	\$207,211
Sunrise	25	4.08	\$49,542	43	4.33	\$66,188	47	4.36	\$69,968	34	5.29	\$92,968	39	4.00	\$79,375
UMC	51	3.75	\$50,373	37	4.35	\$56,492	31	3.29	\$49,693	23	4.57	\$64,508	33	3.42	\$66,341
Valley	55	3.07	\$44,481	53	3.08	\$51,729	59	2.69	\$54,577	50	3.52	\$70,434	56	4.34	\$94,712
Total	382	3.88	\$47,701	324	3.61	\$56,479	332	3.69	\$59,130	288	3.89	\$68,559	311	4.20	\$89,788
Washoe															
Carson Tahoe	17	3.12	\$41,285	17	4.00	\$40,041	13	4.00	\$45,875	11	2.45	\$39,086	13	3.62	\$49,034
Northern Nevada	1	4.00	\$39,274	6	3.17	\$37,636	7	1.57	\$39,890	14	2.93	\$47,845	10	1.80	\$38,111
Renown Regional	58	3.45	\$24,652	62	4.00	\$33,900	56	3.07	\$29,092	51	3.39	\$40,655	53	3.91	\$44,168
Renown S. Meadows	7	2.29	\$21,495	10	4.60	\$37,441	11	2.91	\$33,549	8	4.75	\$41,306	7	2.29	\$28,315
Saint Mary's	52	3.87	\$39,295	39	3.28	\$37,091	37	4.27	\$47,851	37	2.86	\$39,044	34	3.06	\$42,554
Sierra Surgery	0	0.00	\$0	1	1.00	\$18,841	3	4.33	\$16,800	4	3.00	\$28,809	4	1.50	\$28,054
Total	135	3.51	\$32,332	135	3.78	\$35,912	127	3.45	\$36,966	125	3.18	\$40,508	121	3.29	\$42,287
Rural															
Battle Mountain	0	0.00	\$0	0	0.00	\$0	0	0.00	\$0	0	0.00	\$0	0	0.00	\$0
Boulder City	0	0.00	\$0	0	0.00	\$0	0	0.00	\$0	0	0.00	\$0	0	0.00	\$0
Carson Valley	0	0.00	\$0	3	5.33	\$72,954	3	1.67	\$20,432	2	4.00	\$49,630	14	4.29	\$57,559
Churchill	5	1.80	\$25,872	4	2.50	\$28,458	2	9.00	\$76,205	6	3.33	\$29,336	4	3.00	\$43,936
Desert View	3	3.33	\$20,806	0	0.00	\$0	1	3.00	\$13,569	0	0.00	\$0	0	0.00	\$0
Grover C. Dils	0	0.00	\$0	0	0.00	\$0	0	0.00	\$0	0	0.00	\$0	0	0.00	\$0
Humboldt	14	3.71	\$30,644	7	4.00	\$34,664	9	3.11	\$29,220	8	3.38	\$32,651	4	2.50	\$26,317
Incline Village	0	0.00	\$0	0	0.00	\$0	0	0.00	\$0	0	0.00	\$0	0	0.00	\$0
Mesa View	3	2.33	\$34,881	0	0.00	\$0	0	0.00	\$0	1	2.00	\$17,380	0	0.00	\$0
Mount Grant	0	0.00	\$0	0	0.00	\$0	0	0.00	\$0	0	0.00	\$0	0	0.00	\$0
Northeastern	4	1.25	\$22,113	6	2.67	\$31,441	3	4.33	\$44,129	2	1.50	\$22,155	0	0.00	\$0
Nye	0	0.00	\$0	0	0.00	\$0	0	0.00	\$0	0	0.00	\$0	0	0.00	\$0
Pershing	0	0.00	\$0	0	0.00	\$0	0	0.00	\$0	0	0.00	\$0	0	0.00	\$0
South Lyon	0	0.00	\$0	0	0.00	\$0	0	0.00	\$0	0	0.00	\$0	0	0.00	\$0
William Bee Ririe	1	1.00	\$12,643	0	0.00	\$0	1	1.00	\$19,008	0	0.00	\$0	0	0.00	\$0
Total	30	2.80	\$27,551	20	3.50	\$38,199	19	3.58	\$33,771	19	3.16	\$31,483	22	3.73	\$49,402
All Counties	547	3.73	\$42,802	479	3.65	\$49,919	478	3.62	\$52,233	432	3.65	\$58,812	454	3.94	\$75,171

Gastrointestinal Hemorrhage (377-379)

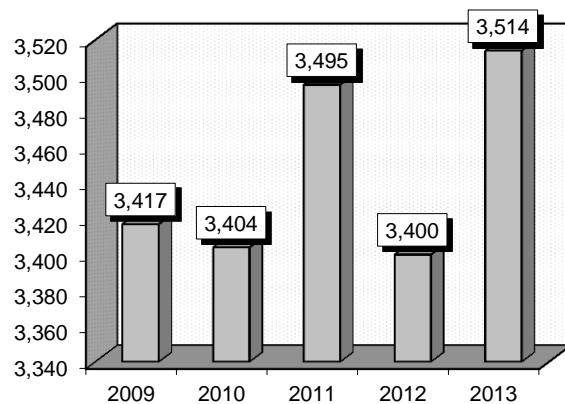
Diagnoses: that frequently accompanied Gastrointestinal Hemorrhage were: 1) Hypertension (4019), 2) Chronic anemia due to blood loss (2800), 3) Acute post hemorrhagic anemia (2851), 4) Inflammatory and toxic neuropathy (5789), 5) Diabetes Mellitus II without mention of complication (25000), 6) Diaphragmatic hernia without mention of obstruction or gangrene (5533), 7) Unspecified hyperlipidemia (2724).

Definitions: Hypertension: Elevated blood pressure persistently exceeding 140/90. Essential hypertension, the most common kind, has no single identifiable cause.

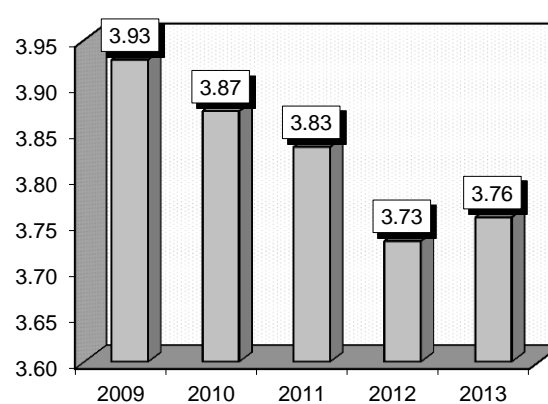
Hemorrhage: The loss of a large amount of blood in a short period of time. Gastrointestinal (GI) hemorrhage can occur in the esophagus, stomach, duodenum, and small and large intestine. Causes of hemorrhage of the GI tract include but are not limited to, esophageal varices, stomach ulcers, duodenal ulcers, peptic ulcers, acute gastritis, diverticulitis, and diverticulosis. **Diverticulosis:** The presence of pouchlike herniations through the muscular layer of the colon. **Diverticulitis:** Inflammation of one or more of these pouchlike herniations. **Duodenum:** The first part of the small intestine. It is located below the stomach. **Hyperlipidemia:** Elevated levels of lipids in the blood stream including cholesterol. **Diabetes mellitus:** A group of disorders in which the body is unable to competently process blood sugars leading to hyperglycemia. This can lead to a host of ailments including poor circulation, kidney disorders and blindness. **Hyperglycemia:** A condition in which an excessive amount of glucose circulates in the blood plasma. **Anemia:** A decrease in hemoglobin (a compound in the blood that carries oxygen to the cells from the lungs and carbon dioxide away from the cells to the lungs) in the blood to levels below normal.

Gender	2009			2010			2011			2012			2013		
	Cases	Avg LOS	Avg Bill	Cases	Avg LOS	Avg Bill	Cases	Avg LOS	Avg Bill	Cases	Avg LOS	Avg Bill	Cases	Avg LOS	Avg Bill
Male	1,843	3.79	\$34,936	1,845	3.84	\$40,720	1,947	3.74	\$42,432	1,869	3.67	\$45,300	1,898	3.83	\$50,541
Female	1,574	4.09	\$36,003	1,559	3.91	\$39,145	1,548	3.96	\$43,099	1,531	3.81	\$46,054	1,616	3.67	\$47,133
Age Group	Cases	Avg LOS	Avg Bill	Cases	Avg LOS	Avg Bill	Cases	Avg LOS	Avg Bill	Cases	Avg LOS	Avg Bill	Cases	Avg LOS	Avg Bill
0-17	30	2.20	\$19,637	31	2.52	\$30,178	26	2.23	\$18,736	29	3.10	\$32,608	32	2.94	\$37,221
18-35	203	2.57	\$25,312	190	3.07	\$33,138	160	3.16	\$38,247	179	2.30	\$30,293	169	2.44	\$34,342
36-49	424	3.49	\$33,191	360	3.03	\$33,238	363	3.56	\$39,169	360	3.16	\$41,611	363	3.43	\$42,928
50-64	850	3.88	\$36,528	885	3.99	\$41,564	875	3.67	\$41,769	797	3.86	\$45,700	812	3.80	\$50,936
65+	1,910	4.22	\$36,757	1,938	4.08	\$41,370	2,071	4.03	\$44,403	2,035	3.92	\$47,864	2,138	3.91	\$50,588
Total	3,417	3.93	\$35,427	3,404	3.87	\$39,999	3,495	3.83	\$42,727	3,400	3.73	\$45,640	3,514	3.76	\$48,974

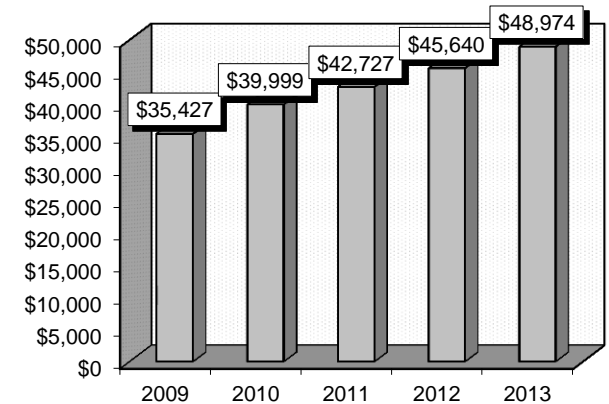
Patient Discharges



Average Length of Stay



Average Billed Charges



County / Hospital	2009			2010			2011			2012			2013		
	Cases	Avg LOS	Avg Bill	Cases	Avg LOS	Avg Bill	Cases	Avg LOS	Avg Bill	Cases	Avg LOS	Avg Bill	Cases	Avg LOS	Avg Bill
Clark															
Centennial Hills	166	3.07	\$30,705	166	3.13	\$37,185	153	4.24	\$48,862	157	3.52	\$51,034	139	3.20	\$58,211
Desert Springs	250	4.41	\$38,663	205	4.30	\$44,466	235	4.12	\$43,915	195	4.36	\$56,372	226	4.10	\$60,820
Mountain View	242	4.33	\$45,205	268	4.29	\$56,242	283	4.02	\$55,191	258	4.06	\$59,682	286	4.38	\$64,119
North Vista	125	4.10	\$41,882	109	4.06	\$45,623	92	4.04	\$46,541	118	4.42	\$44,591	127	4.38	\$41,135
Southern Hills	72	3.26	\$32,225	72	3.42	\$35,437	74	4.38	\$49,522	96	2.97	\$40,643	95	2.97	\$46,761
Spring Valley	195	3.19	\$32,377	197	3.31	\$42,526	190	3.57	\$49,503	159	4.01	\$54,271	202	3.93	\$59,886
St. Rose-Rose de Lima	143	3.91	\$37,291	143	4.28	\$43,537	150	3.41	\$40,591	121	3.49	\$44,947	100	3.67	\$48,218
St. Rose-San Martin	115	3.13	\$27,738	126	3.44	\$39,117	115	4.05	\$44,820	121	3.63	\$46,278	141	3.35	\$45,168
St. Rose-Siena	232	4.29	\$37,388	214	4.30	\$43,537	224	4.37	\$46,812	189	3.66	\$42,962	232	3.22	\$43,379
Summerlin	209	3.56	\$35,806	199	3.40	\$38,746	206	3.77	\$51,126	212	3.78	\$59,956	226	4.08	\$68,393
Sunrise	390	4.41	\$44,434	367	3.99	\$49,039	443	4.21	\$52,892	397	3.87	\$54,635	403	4.20	\$61,761
UMC	200	3.81	\$37,514	237	4.19	\$38,984	216	3.26	\$34,011	180	3.89	\$39,451	181	3.53	\$32,709
Valley	232	4.55	\$44,080	255	4.21	\$45,478	202	4.25	\$51,935	236	4.24	\$60,744	171	4.51	\$74,144
Total	2,571	3.98	\$38,627	2,558	3.93	\$44,284	2,583	3.98	\$48,121	2,439	3.89	\$52,149	2,529	3.90	\$56,203
Washoe															
Carson Tahoe	162	3.53	\$26,888	135	4.21	\$31,598	167	3.28	\$28,450	178	2.91	\$26,369	195	3.02	\$28,396
Northern Nevada	40	2.83	\$23,428	60	2.93	\$29,379	59	2.76	\$33,450	53	3.19	\$43,982	45	3.60	\$40,794
Renown Regional	290	4.76	\$32,597	248	3.79	\$28,404	319	4.02	\$30,181	364	3.63	\$31,824	386	3.57	\$33,181
Renown S. Meadows	50	2.78	\$21,614	51	3.94	\$29,735	66	2.89	\$25,512	46	3.35	\$30,290	47	2.83	\$27,894
Saint Mary's	133	3.85	\$25,737	163	4.04	\$30,935	146	3.55	\$29,845	160	3.46	\$27,736	181	3.91	\$31,036
Sierra Surgery	0	0.00	\$0	0	0.00	\$0	0	0.00	\$0	0	0.00	\$0	0	0.00	\$0
Total	675	4.03	\$28,518	657	3.87	\$29,881	757	3.57	\$29,582	801	3.39	\$30,511	854	3.48	\$31,744
Rural															
Battle Mountain	0	0.00	\$0	1	5.00	\$5,035	1	1.00	\$1,170	1	5.00	\$6,406	0	0.00	\$0
Boulder City	15	2.67	\$6,768	7	1.71	\$4,225	5	3.40	\$5,934	6	1.67	\$9,636	7	3.00	\$8,963
Carson Valley	10	2.20	\$15,489	17	2.06	\$17,548	20	3.10	\$25,866	13	3.00	\$26,484	22	2.68	\$24,411
Churchill	29	3.38	\$17,294	34	4.32	\$18,953	30	2.90	\$15,255	26	3.77	\$18,820	19	3.68	\$21,102
Desert View	31	2.45	\$13,310	29	2.41	\$15,000	15	2.33	\$12,293	8	2.50	\$17,212	7	2.57	\$14,049
Grover C. Dils	0	0.00	\$0	0	0.00	\$0	0	0.00	\$0	1	2.00	\$2,014	1	2.00	\$7,267
Humboldt	18	2.39	\$13,955	13	4.38	\$16,664	13	2.23	\$15,507	9	3.00	\$17,299	15	1.67	\$14,289
Incline Village	0	0.00	\$0	0	0.00	\$0	0	0.00	\$0	0	0.00	\$0	0	0.00	\$0
Mesa View	13	2.92	\$18,479	29	1.86	\$12,590	20	2.15	\$13,199	33	2.27	\$16,313	15	1.93	\$11,404
Mount Grant	15	4.00	\$9,355	10	2.40	\$8,643	10	2.70	\$12,941	8	2.38	\$9,336	5	2.40	\$8,824
Northeastern	29	2.55	\$19,002	37	3.27	\$26,557	28	2.68	\$25,936	52	3.46	\$32,745	38	3.21	\$34,098
Nye	2	2.00	\$8,781	2	2.50	\$17,911	8	2.13	\$11,590	2	1.50	\$5,143	0	0.00	\$0
Pershing	0	0.00	\$0	0	0.00	\$0	2	1.50	\$4,570	0	0.00	\$0	2	2.50	\$7,974
South Lyon	0	0.00	\$0	2	4.00	\$3,270	1	3.00	\$9,000	0	0.00	\$0	0	0.00	\$0
William Bee Ririe	9	3.22	\$13,852	8	4.75	\$17,601	2	3.50	\$9,877	1	2.00	\$25,162	0	0.00	\$0
Total	171	2.83	\$14,594	189	3.05	\$17,176	155	2.62	\$17,045	160	3.00	\$22,153	131	2.77	\$21,737
All Counties	3,417	3.93	\$35,427	3,404	3.87	\$39,999	3,495	3.83	\$42,727	3,400	3.73	\$45,640	3,514	3.76	\$48,974

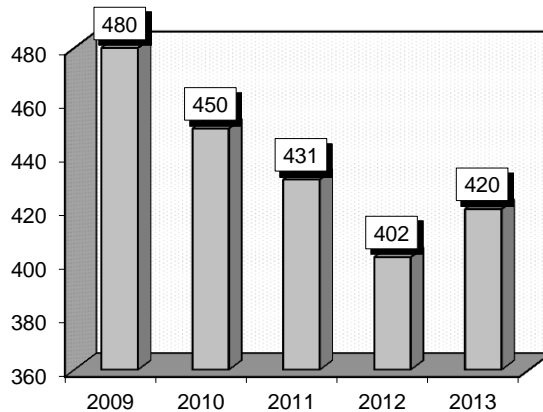
Peptic Ulcer (380-384)

Diagnoses & Procedures: that frequently accompanied Peptic Ulcer were: 1) Gastric ulcer, unspecified as acute or chronic, without mention of hemorrhage or perforation, without mention of obstruction (53190), 2) Ulcer of esophagus with bleeding (53021), 3) Duodenal ulcer, unspecified as acute or chronic, without hemorrhage or perforation, without mention of obstruction (53290), 4) Acquired hypertrophic pyloric stenosis (5370), 5) Esophagogastroduodenoscopy [EGD] with closed biopsy (4516), 6) Other endoscopy of small intestine (4513).

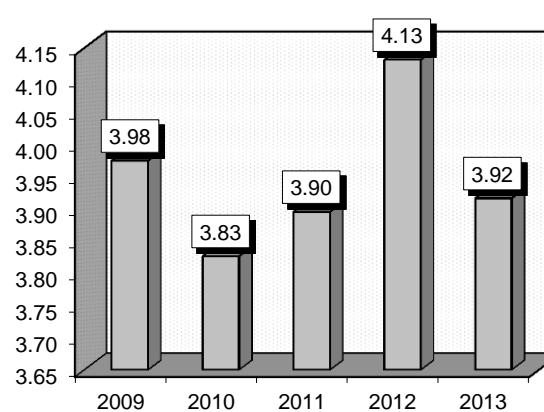
Definitions: Peptic Ulcer: A sore in the lining of the stomach or duodenum. **Duodenum:** The first part of the small intestine located at the bottom of the stomach. **Duodenal Ulcer:** Another name for peptic ulcer. **Hypertrophic Pyloric Stenosis:** An extreme narrowing of the opening at the bottom of the stomach into the small intestines. **Esophagogastroduodenoscopy:** The use of a flexible endoscope (camera) to view from the inside of the throat all the way down to the beginning of the small intestines. The purpose is to examine the health of the surface lining, and search for ulcers or inflammation.

Gender	2009			2010			2011			2012			2013		
	Cases	Avg LOS	Avg Bill	Cases	Avg LOS	Avg Bill	Cases	Avg LOS	Avg Bill	Cases	Avg LOS	Avg Bill	Cases	Avg LOS	Avg Bill
Male	233	4.05	\$36,484	246	3.90	\$41,847	219	3.94	\$42,601	202	4.12	\$50,440	222	4.30	\$56,272
Female	247	3.90	\$35,112	204	3.74	\$37,961	212	3.85	\$41,495	200	4.14	\$47,607	198	3.49	\$43,357
Age Group	Cases	Avg LOS	Avg Bill	Cases	Avg LOS	Avg Bill	Cases	Avg LOS	Avg Bill	Cases	Avg LOS	Avg Bill	Cases	Avg LOS	Avg Bill
0-17	9	2.44	\$19,833	3	2.00	\$11,718	8	2.88	\$22,665	11	4.09	\$30,679	5	7.80	\$55,841
18-35	59	2.75	\$26,185	39	2.51	\$26,192	28	3.93	\$38,138	38	2.76	\$32,387	31	3.35	\$36,045
36-49	95	3.74	\$37,449	79	3.73	\$37,299	78	3.01	\$32,955	73	4.04	\$47,587	71	3.69	\$41,155
50-64	143	4.38	\$35,299	145	3.57	\$39,156	153	4.36	\$44,756	115	3.89	\$49,592	141	3.94	\$54,384
65+	174	4.27	\$39,337	184	4.38	\$45,421	164	3.93	\$45,483	165	4.66	\$54,334	172	3.98	\$52,850
Total	480	3.98	\$35,778	450	3.83	\$40,085	431	3.90	\$42,057	402	4.13	\$49,030	420	3.92	\$50,184

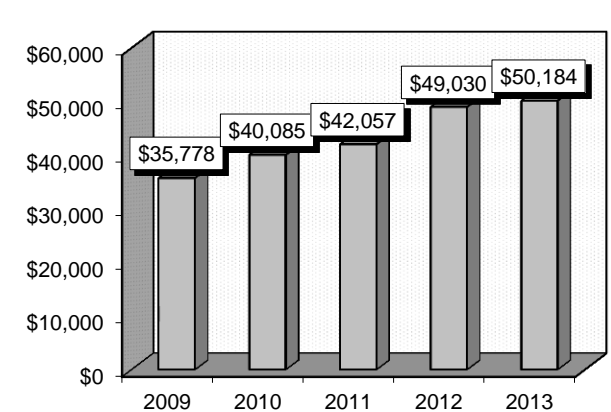
Patient Discharges



Average Length of Stay



Average Billed Charges



County / Hospital	2009			2010			2011			2012			2013		
	Cases	Avg LOS	Avg Bill	Cases	Avg LOS	Avg Bill	Cases	Avg LOS	Avg Bill	Cases	Avg LOS	Avg Bill	Cases	Avg LOS	Avg Bill
Clark															
Centennial Hills	30	2.47	\$25,026	27	3.07	\$37,119	28	4.36	\$46,332	28	3.39	\$49,042	28	2.04	\$42,111
Desert Springs	29	3.93	\$39,416	30	4.30	\$57,064	32	3.94	\$41,864	11	5.36	\$72,620	31	3.77	\$48,857
Mountain View	28	4.25	\$44,364	34	4.74	\$51,328	27	5.37	\$61,788	41	4.24	\$57,975	29	4.38	\$66,154
North Vista	13	5.54	\$55,830	14	4.57	\$58,345	10	4.60	\$44,847	13	6.23	\$94,075	17	3.88	\$37,676
Southern Hills	8	3.25	\$34,795	11	2.45	\$27,112	13	3.00	\$36,128	12	2.42	\$33,420	4	2.25	\$34,755
Spring Valley	36	3.61	\$39,859	33	3.36	\$35,371	38	3.82	\$52,210	25	3.96	\$52,469	29	4.45	\$97,412
St. Rose-Rose de Lima	17	3.59	\$39,704	15	3.07	\$32,244	13	4.77	\$51,688	11	3.73	\$40,398	7	2.14	\$37,416
St. Rose-San Martin	25	3.40	\$32,163	31	3.13	\$33,453	29	3.55	\$39,266	25	3.52	\$41,116	22	2.32	\$36,752
St. Rose-Siena	29	4.45	\$46,391	25	3.88	\$36,530	18	3.33	\$39,061	24	3.79	\$45,289	32	4.53	\$54,412
Summerlin	31	3.52	\$34,552	28	4.21	\$54,120	32	3.38	\$40,944	18	5.06	\$70,092	24	4.46	\$70,644
Sunrise	41	4.07	\$44,129	30	3.77	\$48,119	45	3.31	\$48,085	44	3.00	\$43,384	36	4.19	\$55,812
UMC	45	5.76	\$36,645	55	4.04	\$36,013	38	4.16	\$37,319	39	4.28	\$39,683	41	4.22	\$35,791
Valley	51	3.71	\$31,979	34	3.21	\$36,325	22	3.23	\$38,327	24	6.54	\$90,034	23	5.04	\$78,756
Total	383	4.01	\$38,015	367	3.75	\$41,826	345	3.87	\$44,801	315	4.14	\$53,724	323	3.91	\$55,764
Washoe															
Carson Tahoe	19	4.11	\$31,622	17	4.53	\$33,589	19	3.42	\$27,185	11	4.18	\$30,389	14	3.07	\$24,309
Northern Nevada	8	3.25	\$29,276	3	3.67	\$54,333	2	4.00	\$32,695	5	2.00	\$38,388	7	3.14	\$40,705
Renown Regional	26	4.38	\$32,137	34	4.62	\$33,368	34	3.94	\$31,874	36	4.81	\$38,676	24	4.88	\$36,011
Renown S. Meadows	5	2.00	\$19,708	1	2.00	\$13,208	7	3.14	\$29,144	6	2.33	\$20,989	4	4.75	\$40,067
Saint Mary's	16	4.94	\$33,108	8	3.25	\$24,810	8	8.88	\$66,496	19	4.37	\$27,968	36	3.83	\$31,583
Sierra Surgery	0	0.00	\$0	0	0.00	\$0	0	0.00	\$0	0	0.00	\$0	0	0.00	\$0
Total	74	4.15	\$31,066	63	4.33	\$33,019	70	4.29	\$34,308	77	4.23	\$33,453	85	3.99	\$32,786
Rural															
Battle Mountain	0	0.00	\$0	1	1.00	\$7,499	0	0.00	\$0	0	0.00	\$0	0	0.00	\$0
Boulder City	1	3.00	\$6,268	1	2.00	\$5,298	0	0.00	\$0	1	2.00	\$2,545	0	0.00	\$0
Carson Valley	0	0.00	\$0	1	3.00	\$23,978	1	2.00	\$19,883	2	2.50	\$23,341	3	2.00	\$19,899
Churchill	2	2.50	\$14,603	8	3.00	\$17,613	6	3.67	\$22,795	4	3.50	\$25,001	2	3.00	\$22,556
Desert View	11	2.91	\$14,794	0	0.00	\$0	1	2.00	\$9,800	0	0.00	\$0	1	15.00	\$56,976
Grover C. Dils	0	0.00	\$0	1	1.00	\$6,625	0	0.00	\$0	0	0.00	\$0	0	0.00	\$0
Humboldt	3	4.00	\$14,521	1	1.00	\$5,595	2	3.00	\$13,327	1	2.00	\$7,762	2	2.50	\$12,254
Incline Village	0	0.00	\$0	0	0.00	\$0	0	0.00	\$0	0	0.00	\$0	0	0.00	\$0
Mesa View	1	1.00	\$10,218	1	2.00	\$26,378	2	2.00	\$11,651	1	2.00	\$14,088	0	0.00	\$0
Mount Grant	1	5.00	\$6,663	0	0.00	\$0	0	0.00	\$0	0	0.00	\$0	0	0.00	\$0
Northeastern	2	2.50	\$18,864	6	6.33	\$65,250	2	2.50	\$19,392	1	6.00	\$40,328	4	2.75	\$23,068
Nye	0	0.00	\$0	0	0.00	\$0	0	0.00	\$0	0	0.00	\$0	0	0.00	\$0
Pershing	0	0.00	\$0	0	0.00	\$0	0	0.00	\$0	0	0.00	\$0	0	0.00	\$0
South Lyon	0	0.00	\$0	0	0.00	\$0	1	2.00	\$4,325	0	0.00	\$0	0	0.00	\$0
William Bee Ririe	2	2.00	\$9,216	0	0.00	\$0	1	2.00	\$9,080	0	0.00	\$0	0	0.00	\$0
Total	23	2.91	\$13,687	20	3.60	\$30,389	16	2.81	\$16,787	10	3.10	\$21,141	12	3.58	\$23,214
All Counties	480	3.98	\$35,778	450	3.83	\$40,085	431	3.90	\$42,057	402	4.13	\$49,030	420	3.92	\$50,184

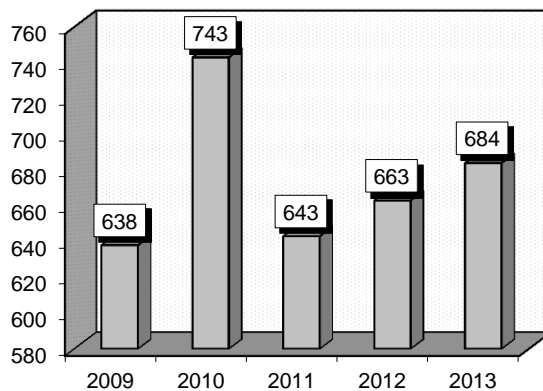
Inflammatory Bowel Disease (385-387)

Diagnoses & Procedures: that frequently accompanied Inflammatory Bowel Disease were: 1) Regional enteritis of unspecified site (5559), 2) Ulcerative colitis, unspecified (5569), 3) Universal ulcerative (chronic) colitis (5566), 4) Regional enteritis of small intestine (5550), 5) Regional enteritis of large intestine (5551), 6) Closed [endoscopic] biopsy of large intestine (4525), 7) Esophagogastroduodenoscopy [EGD] with closed biopsy (4516).

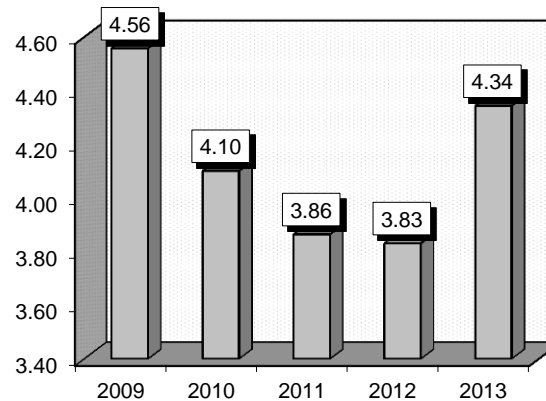
Definitions: Inflammatory Bowel Disease: Any one of a group of disorders in which the upper or lower intestines become irritated and inflamed. **Colitis:** Inflammation and/or ulcers in the intestines or rectum. **Endoscopic Biopsy:** A flexible camera (endoscope) is inserted into the body to view a potentially diseased area. A sample (biopsy) is taken for laboratory analysis. **Esophagogastroduodenoscopy:** Esophagogastroduodenoscopy [EGD] with closed biopsy.

Gender	2009			2010			2011			2012			2013		
	Cases	Avg LOS	Avg Bill	Cases	Avg LOS	Avg Bill	Cases	Avg LOS	Avg Bill	Cases	Avg LOS	Avg Bill	Cases	Avg LOS	Avg Bill
Male	265	4.63	\$36,522	299	4.20	\$33,808	286	3.52	\$36,498	343	3.78	\$38,173	315	4.24	\$39,291
Female	373	4.51	\$33,883	444	4.03	\$34,811	357	4.14	\$38,880	320	3.89	\$40,302	369	4.43	\$45,110
Age Group	Cases	Avg LOS	Avg Bill	Cases	Avg LOS	Avg Bill	Cases	Avg LOS	Avg Bill	Cases	Avg LOS	Avg Bill	Cases	Avg LOS	Avg Bill
0-17	38	6.87	\$50,089	21	3.48	\$25,166	29	4.83	\$37,111	21	3.29	\$26,671	24	6.13	\$47,631
18-35	200	4.13	\$30,753	259	3.69	\$31,006	226	3.52	\$32,391	202	3.21	\$33,227	227	3.55	\$36,902
36-49	147	3.95	\$30,281	197	4.27	\$35,574	142	3.81	\$37,646	167	4.01	\$40,649	172	3.87	\$40,761
50-64	142	4.18	\$32,937	164	4.10	\$33,316	136	4.10	\$42,969	143	4.25	\$43,294	150	5.27	\$47,451
65+	111	5.83	\$46,254	102	4.95	\$44,449	110	4.10	\$43,021	130	4.19	\$44,142	111	5.08	\$48,411
Total	638	4.56	\$34,979	743	4.10	\$34,407	643	3.86	\$37,820	663	3.83	\$39,201	684	4.34	\$42,430

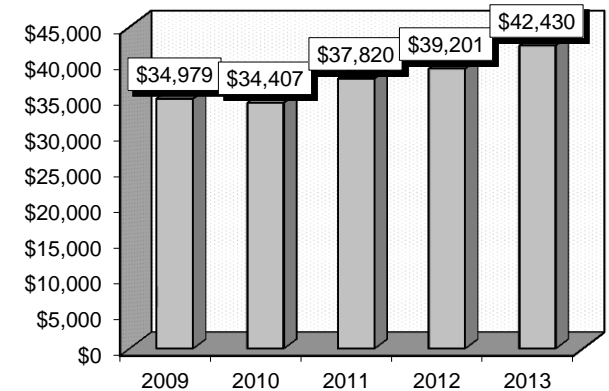
Patient Discharges



Average Length of Stay



Average Billed Charges



County / Hospital	2009			2010			2011			2012			2013		
	Cases	Avg LOS	Avg Bill	Cases	Avg LOS	Avg Bill	Cases	Avg LOS	Avg Bill	Cases	Avg LOS	Avg Bill	Cases	Avg LOS	Avg Bill
Clark															
Centennial Hills	31	4.10	\$36,129	47	3.60	\$31,794	43	3.88	\$44,804	25	4.84	\$60,695	35	3.00	\$45,431
Desert Springs	35	3.66	\$27,477	34	3.65	\$38,068	20	4.50	\$45,655	35	4.80	\$52,694	37	4.92	\$59,728
Mountain View	60	4.98	\$45,380	69	4.30	\$40,813	44	4.23	\$45,166	59	4.42	\$51,584	61	4.25	\$48,255
North Vista	13	3.77	\$30,155	22	5.36	\$37,245	22	4.55	\$48,105	35	4.46	\$32,157	28	4.29	\$32,629
Southern Hills	31	4.48	\$34,292	21	2.90	\$25,829	25	3.04	\$30,592	18	3.33	\$40,177	38	3.24	\$39,880
Spring Valley	37	2.76	\$22,259	41	4.07	\$43,693	30	3.43	\$41,693	26	3.04	\$41,998	28	2.82	\$41,740
St. Rose-Rose de Lima	25	4.60	\$34,108	33	3.24	\$30,837	40	3.23	\$29,844	40	4.18	\$37,065	26	3.73	\$42,900
St. Rose-San Martin	58	5.14	\$39,138	61	3.57	\$28,718	82	3.80	\$34,184	63	3.40	\$36,009	59	3.59	\$31,086
St. Rose-Siena	35	5.57	\$34,282	57	3.95	\$36,119	32	4.03	\$36,466	50	4.40	\$43,442	38	5.42	\$50,133
Summerlin	73	5.05	\$43,960	41	4.22	\$50,801	50	4.86	\$63,488	46	3.85	\$59,730	56	6.02	\$67,584
Sunrise	44	4.43	\$39,154	47	4.36	\$40,273	67	3.79	\$42,714	58	3.00	\$39,380	56	4.50	\$50,908
UMC	58	3.47	\$26,955	83	4.33	\$31,245	64	3.80	\$27,328	76	3.89	\$30,238	67	6.16	\$33,671
Valley	30	5.00	\$50,387	36	4.64	\$42,438	17	3.94	\$43,473	23	3.17	\$36,295	32	4.38	\$56,208
Total	530	4.47	\$36,627	592	4.04	\$36,626	536	3.92	\$40,278	554	3.91	\$42,299	561	4.50	\$46,143
Washoe															
Carson Tahoe	29	4.62	\$27,670	30	3.33	\$22,747	24	3.71	\$22,539	20	3.10	\$21,315	26	3.00	\$21,637
Northern Nevada	9	6.44	\$40,556	13	3.46	\$26,137	8	4.00	\$41,071	5	2.20	\$27,735	7	3.43	\$36,188
Renown Regional	27	4.96	\$27,047	48	6.02	\$32,906	34	3.53	\$26,514	41	3.71	\$24,177	34	3.56	\$26,244
Renown S. Meadows	7	4.43	\$24,914	14	3.00	\$22,835	10	2.70	\$23,309	11	2.82	\$24,462	12	2.75	\$24,452
Saint Mary's	20	5.50	\$27,387	19	5.05	\$28,117	15	4.20	\$24,315	15	4.27	\$28,455	19	4.42	\$25,855
Sierra Surgery	0	0.00	\$0	0	0.00	\$0	0	0.00	\$0	0	0.00	\$0	0	0.00	\$0
Total	92	5.08	\$28,477	124	4.61	\$27,868	91	3.64	\$26,031	92	3.48	\$24,480	98	3.47	\$25,437
Rural															
Battle Mountain	0	0.00	\$0	0	0.00	\$0	0	0.00	\$0	0	0.00	\$0	0	0.00	\$0
Boulder City	3	4.33	\$6,947	3	4.33	\$10,964	0	0.00	\$0	0	0.00	\$0	0	0.00	\$0
Carson Valley	1	3.00	\$15,441	1	3.00	\$11,964	0	0.00	\$0	2	3.00	\$16,204	1	4.00	\$28,260
Churchill	4	7.25	\$28,486	8	3.13	\$16,894	1	3.00	\$20,709	3	2.67	\$14,314	10	5.60	\$28,164
Desert View	1	10.00	\$34,625	3	2.67	\$10,770	5	3.20	\$16,721	5	3.00	\$14,806	6	2.67	\$16,732
Grover C. Dils	0	0.00	\$0	0	0.00	\$0	0	0.00	\$0	0	0.00	\$0	1	4.00	\$5,796
Humboldt	0	0.00	\$0	1	3.00	\$11,675	1	3.00	\$8,418	3	3.67	\$18,878	0	0.00	\$0
Incline Village	0	0.00	\$0	0	0.00	\$0	0	0.00	\$0	0	0.00	\$0	0	0.00	\$0
Mesa View	1	3.00	\$19,569	2	2.50	\$18,107	1	3.00	\$29,009	0	0.00	\$0	1	2.00	\$15,826
Mount Grant	2	4.50	\$12,343	0	0.00	\$0	0	0.00	\$0	0	0.00	\$0	0	0.00	\$0
Northeastern	2	2.00	\$10,696	5	3.80	\$25,863	7	4.14	\$30,322	3	4.33	\$30,222	6	4.00	\$35,231
Nye	2	1.50	\$16,828	2	2.00	\$9,006	1	1.00	\$6,856	1	1.00	\$7,625	0	0.00	\$0
Pershing	0	0.00	\$0	0	0.00	\$0	0	0.00	\$0	0	0.00	\$0	0	0.00	\$0
South Lyon	0	0.00	\$0	0	0.00	\$0	0	0.00	\$0	0	0.00	\$0	0	0.00	\$0
William Bee Ririe	0	0.00	\$0	2	2.50	\$9,363	0	0.00	\$0	0	0.00	\$0	0	0.00	\$0
Total	16	4.63	\$17,759	27	3.15	\$15,787	16	3.44	\$22,553	17	3.18	\$17,900	25	4.24	\$25,732
All Counties	638	4.56	\$34,979	743	4.10	\$34,407	643	3.86	\$37,820	663	3.83	\$39,201	684	4.34	\$42,430

Gastrointestinal Obstruction (388-390)

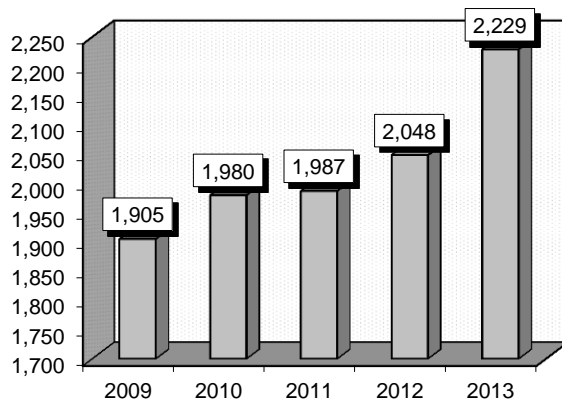
Diagnoses: that frequently accompanied Gastrointestinal Obstruction were: 1) Hypertension (4019), 2) Dehydration (27651), 3) Paralysis of intestine or colon without mention of hernia (5601), 4) Hypopotassemia (2768), 5) Diabetes Mellitus (25000), 6) Tobacco use disorder (3051), 7) Intestinal or peritoneal adhesions with obstruction (postoperative) (postinfection) ().

Definitions: Hypertension: Elevated blood pressure persistently exceeding 140/90. Essential hypertension, the most common kind, has no single identifiable cause.

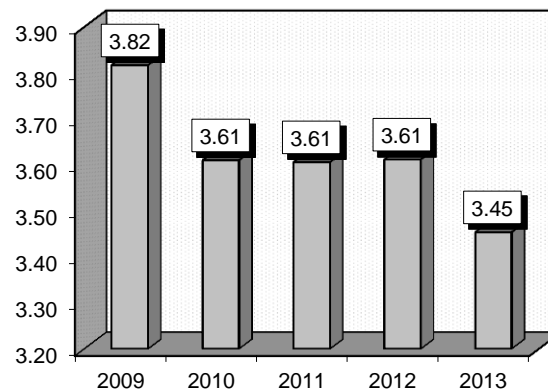
Dehydration: This can be caused by a lack of fluid intake, excessive urination possibly due to diuretics, diarrhea or vomiting. **Hernia:** Abnormal bulging or extrusion of an organ through tissue or muscle which contains it. **Hypopotassemia:** A deficiency of potassium in the blood. **Gastroenteritis:** Inflammation of the stomach and intestines accompanying numerous gastrointestinal disorders. It can be caused by parasites, unclean water, food poisoning or allergens and stress. **Diverticulitis:** Inflammation of one or more pouchlike herniations through the muscular layer of the colon. **Diabetes Mellitus:** High blood sugar resulting from low levels of insulin or insulin resistance. **Peritoneal:** Having to do with the parietal peritoneum (the tissue that lines the abdominal wall and pelvic cavity) and visceral peritoneum (the tissue that covers most of the organs in the abdomen, including the intestines).

Gender	2009			2010			2011			2012			2013		
	Cases	Avg LOS	Avg Bill	Cases	Avg LOS	Avg Bill	Cases	Avg LOS	Avg Bill	Cases	Avg LOS	Avg Bill	Cases	Avg LOS	Avg Bill
Male	845	3.55	\$26,697	895	3.49	\$29,757	875	3.52	\$31,698	960	3.58	\$33,248	1,010	3.21	\$32,227
Female	1,060	4.03	\$29,778	1,085	3.71	\$31,189	1,112	3.68	\$32,396	1,088	3.64	\$34,870	1,219	3.65	\$37,579
Age Group	Cases	Avg LOS	Avg Bill	Cases	Avg LOS	Avg Bill	Cases	Avg LOS	Avg Bill	Cases	Avg LOS	Avg Bill	Cases	Avg LOS	Avg Bill
0-17	56	2.39	\$14,842	49	2.04	\$12,829	57	2.89	\$21,130	53	2.83	\$18,371	53	2.51	\$18,660
18-35	154	2.97	\$21,727	138	2.62	\$22,654	173	3.15	\$28,611	150	3.28	\$30,399	161	2.78	\$26,685
36-49	307	3.47	\$25,404	290	3.07	\$25,237	282	3.15	\$25,804	305	3.27	\$29,869	345	3.12	\$30,058
50-64	491	3.95	\$29,475	563	3.71	\$31,772	520	3.36	\$29,897	529	3.38	\$30,723	604	3.36	\$34,623
65+	897	4.10	\$30,854	940	3.94	\$33,523	955	4.00	\$36,422	1,011	3.93	\$38,537	1,066	3.76	\$39,203
Total	1,905	3.82	\$28,411	1,980	3.61	\$30,542	1,987	3.61	\$32,089	2,048	3.61	\$34,110	2,229	3.45	\$35,154

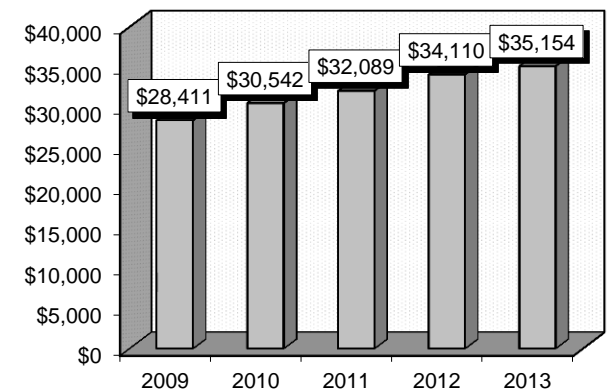
Patient Discharges



Average Length of Stay



Average Billed Charges



County / Hospital	2009			2010			2011			2012			2013		
	Cases	Avg LOS	Avg Bill	Cases	Avg LOS	Avg Bill	Cases	Avg LOS	Avg Bill	Cases	Avg LOS	Avg Bill	Cases	Avg LOS	Avg Bill
Clark															
Centennial Hills	87	2.86	\$24,173	107	3.24	\$36,323	92	3.07	\$34,613	92	3.21	\$42,906	121	2.88	\$42,066
Desert Springs	100	4.61	\$37,675	97	4.41	\$43,196	76	3.57	\$37,341	98	3.87	\$45,715	112	3.47	\$44,359
Mountain View	144	4.29	\$41,541	152	4.03	\$42,085	126	4.00	\$43,990	152	4.25	\$51,118	153	4.51	\$52,179
North Vista	38	3.63	\$35,375	37	4.35	\$35,517	36	5.89	\$48,663	51	5.20	\$35,010	49	3.94	\$31,527
Southern Hills	46	3.50	\$30,132	41	3.15	\$27,911	41	4.39	\$47,178	47	3.28	\$39,111	77	3.42	\$39,828
Spring Valley	91	3.60	\$30,431	101	3.45	\$34,941	104	3.05	\$37,475	93	3.10	\$38,076	121	2.89	\$36,019
St. Rose-Rose de Lima	66	3.73	\$25,877	96	3.74	\$29,248	113	3.35	\$30,119	111	4.05	\$34,074	86	3.52	\$35,519
St. Rose-San Martin	107	3.17	\$21,412	138	3.47	\$30,256	110	3.65	\$35,972	125	3.15	\$27,908	127	3.39	\$34,129
St. Rose-Siena	169	4.24	\$32,732	171	3.89	\$31,712	139	3.71	\$30,560	181	4.20	\$40,196	151	3.80	\$36,976
Summerlin	115	3.99	\$34,123	132	3.77	\$39,201	166	4.13	\$49,634	165	3.50	\$44,602	166	3.96	\$54,935
Sunrise	157	3.82	\$32,924	151	3.79	\$34,933	180	3.24	\$35,943	155	3.63	\$38,627	175	3.32	\$37,316
UMC	128	4.18	\$28,269	108	3.68	\$27,849	127	3.61	\$22,170	103	4.45	\$26,860	131	3.72	\$24,609
Valley	109	4.61	\$37,876	89	4.11	\$39,806	83	3.33	\$34,167	101	3.76	\$41,080	125	3.74	\$44,602
Total	1,357	3.94	\$32,220	1,420	3.78	\$35,118	1,393	3.64	\$36,696	1,474	3.80	\$39,464	1,594	3.60	\$40,422
Washoe															
Carson Tahoe	81	3.00	\$18,385	89	3.10	\$19,073	99	3.43	\$20,449	97	2.88	\$20,976	103	3.44	\$26,344
Northern Nevada	37	4.68	\$35,391	28	3.07	\$25,185	23	2.65	\$24,073	31	2.71	\$27,596	47	2.55	\$28,760
Renown Regional	143	4.08	\$21,955	157	3.75	\$23,190	159	4.47	\$27,581	153	3.65	\$23,740	175	3.41	\$23,851
Renown S. Meadows	39	2.62	\$18,852	45	2.71	\$19,978	42	2.62	\$22,611	48	2.88	\$23,494	48	2.75	\$24,725
Saint Mary's	100	3.68	\$18,040	90	3.51	\$20,234	119	3.76	\$20,833	131	3.14	\$17,414	144	3.22	\$17,878
Sierra Surgery	0	0.00	\$0	0	0.00	\$0	0	0.00	\$0	0	0.00	\$0	1	9.00	\$48,370
Total	400	3.68	\$21,194	409	3.40	\$21,427	442	3.77	\$23,512	460	3.20	\$21,590	518	3.23	\$23,260
Rural															
Battle Mountain	1	1.00	\$1,593	0	0.00	\$0	0	0.00	\$0	0	0.00	\$0	0	0.00	\$0
Boulder City	14	4.29	\$9,958	10	2.80	\$4,619	3	1.00	\$6,732	4	1.75	\$2,836	0	0.00	\$0
Carson Valley	10	2.20	\$9,361	15	2.60	\$13,238	15	2.53	\$13,407	10	2.60	\$15,980	20	1.90	\$11,157
Churchill	24	2.96	\$12,747	17	2.65	\$12,325	23	3.35	\$16,515	25	3.64	\$19,245	22	2.23	\$15,220
Desert View	17	2.94	\$14,080	30	2.13	\$8,845	22	2.14	\$9,191	9	1.56	\$6,655	13	2.54	\$15,349
Grover C. Dils	8	2.75	\$7,911	1	2.00	\$10,452	2	2.50	\$5,845	3	3.67	\$11,005	0	0.00	\$0
Humboldt	4	3.25	\$13,389	10	3.60	\$17,786	8	2.00	\$11,943	10	2.40	\$12,492	10	2.00	\$6,763
Incline Village	0	0.00	\$0	0	0.00	\$0	0	0.00	\$0	1	1.00	\$6,892	0	0.00	\$0
Mesa View	24	2.13	\$10,039	21	2.95	\$13,873	27	2.67	\$12,363	18	3.00	\$14,369	12	1.83	\$9,045
Mount Grant	9	3.56	\$10,589	11	3.27	\$10,425	8	4.25	\$12,978	3	2.33	\$9,422	4	1.75	\$8,312
Northeastern	18	3.56	\$21,673	24	2.71	\$18,732	31	3.61	\$25,192	23	2.83	\$22,279	34	3.47	\$26,170
Nye	6	2.00	\$11,423	4	2.25	\$7,736	8	2.25	\$9,889	5	3.20	\$12,466	0	0.00	\$0
Pershing	1	2.00	\$8,154	1	1.00	\$5,781	2	2.00	\$7,424	0	0.00	\$0	0	0.00	\$0
South Lyon	3	2.33	\$7,504	5	1.40	\$5,029	1	1.00	\$9,000	0	0.00	\$0	0	0.00	\$0
William Bee Ririe	9	4.78	\$22,351	2	2.50	\$8,409	2	3.00	\$9,083	3	1.00	\$5,465	2	2.50	\$10,046
Total	148	3.04	\$12,996	151	2.64	\$12,200	152	2.85	\$14,804	114	2.80	\$15,395	117	2.50	\$16,041
All Counties	1,905	3.82	\$28,411	1,980	3.61	\$30,542	1,987	3.61	\$32,089	2,048	3.61	\$34,110	2,229	3.45	\$35,154

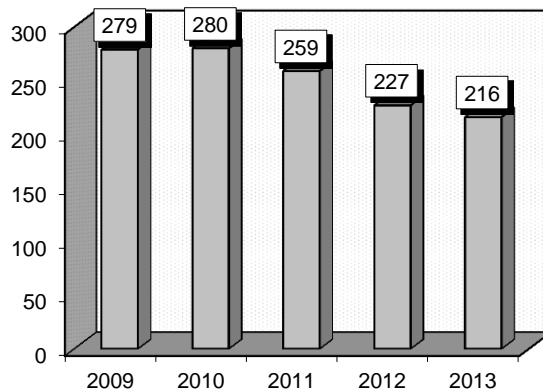
Cholecystectomy - Nonlaparoscopic (411-416)

Diagnoses & Procedures: that frequently accompanied Cholecystectomy - Nonlaparoscopic were: 1) Calculus of gallbladder with acute cholecystitis, without mention of obstruction (57400), 2) Acute cholecystitis (5750), 3) Acute pancreatitis (5770), 4) Chronic cholecystitis (57511), 5) Cholecystectomy (5122).

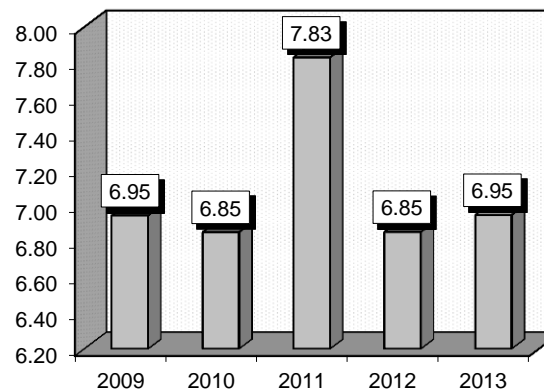
Definitions: Cholecystectomy Nonlaparoscopic: Removal of the gallbladder through open surgery, in contrast to using a laparoscope (flexible surgical tools that are inserted into the body through small openings). **Cholecystitis:** Inflammation of the gallbladder. **Pancreatitis:** Inflammation of the pancreas.

Gender	2009			2010			2011			2012			2013		
	Cases	Avg LOS	Avg Bill	Cases	Avg LOS	Avg Bill	Cases	Avg LOS	Avg Bill	Cases	Avg LOS	Avg Bill	Cases	Avg LOS	Avg Bill
Male	128	7.71	\$83,869	143	7.48	\$98,889	127	8.42	\$128,741	118	7.31	\$102,001	105	7.69	\$123,485
Female	151	6.30	\$70,564	137	6.20	\$69,997	132	7.27	\$99,581	109	6.36	\$92,274	111	6.25	\$94,684
Age Group	Cases	Avg LOS	Avg Bill	Cases	Avg LOS	Avg Bill	Cases	Avg LOS	Avg Bill	Cases	Avg LOS	Avg Bill	Cases	Avg LOS	Avg Bill
0-17	3	1.67	\$29,460	1	1.00	\$36,845	3	7.00	\$90,839	1	3.00	\$26,889	2	4.50	\$39,686
18-35	31	4.19	\$53,199	38	5.45	\$63,300	27	4.15	\$56,426	28	3.71	\$65,175	20	5.00	\$79,162
36-49	45	6.98	\$80,739	52	4.65	\$58,303	41	6.76	\$89,385	41	6.95	\$103,642	42	5.38	\$89,860
50-64	75	7.72	\$75,011	76	7.29	\$97,282	73	9.75	\$161,584	59	6.02	\$90,798	62	7.35	\$104,094
65+	125	7.28	\$83,150	113	8.10	\$96,135	115	7.88	\$106,420	98	8.26	\$108,528	90	7.89	\$128,725
Total	279	6.95	\$76,668	280	6.85	\$84,752	259	7.83	\$113,879	227	6.85	\$97,330	216	6.95	\$108,684

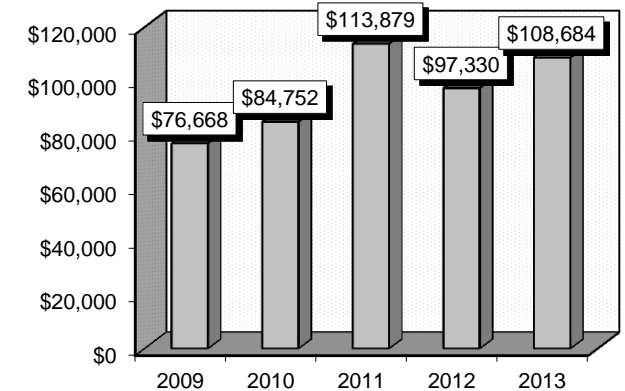
Patient Discharges



Average Length of Stay



Average Billed Charges



County / Hospital	2009			2010			2011			2012			2013		
	Cases	Avg LOS	Avg Bill	Cases	Avg LOS	Avg Bill	Cases	Avg LOS	Avg Bill	Cases	Avg LOS	Avg Bill	Cases	Avg LOS	Avg Bill
Clark															
Centennial Hills	8	5.63	\$69,019	5	10.00	\$124,121	10	6.60	\$146,134	12	6.33	\$122,858	11	5.91	\$135,611
Desert Springs	20	7.00	\$90,893	17	4.94	\$80,989	23	6.91	\$113,881	26	8.42	\$139,799	21	8.05	\$139,889
Mountain View	10	8.00	\$84,656	10	5.00	\$71,517	13	4.54	\$69,058	11	5.73	\$93,091	17	5.82	\$87,732
North Vista	9	7.33	\$113,886	9	9.00	\$114,302	6	5.67	\$105,486	4	4.25	\$71,199	3	4.67	\$78,930
Southern Hills	3	6.67	\$89,265	5	5.60	\$88,473	10	6.80	\$85,673	4	5.75	\$69,136	6	6.67	\$106,583
Spring Valley	15	6.67	\$77,199	16	6.56	\$93,155	9	7.11	\$111,947	16	9.69	\$147,619	23	7.74	\$132,078
St. Rose-Rose de Lima	11	7.55	\$93,896	13	5.77	\$68,473	7	12.43	\$155,442	3	1.33	\$53,261	2	7.00	\$121,795
St. Rose-San Martin	7	6.00	\$69,185	6	6.33	\$84,310	10	10.00	\$131,669	9	7.89	\$112,977	6	5.17	\$78,853
St. Rose-Siena	12	6.25	\$71,264	15	6.67	\$100,593	20	10.30	\$121,595	13	8.31	\$161,682	5	5.80	\$115,052
Summerlin	10	6.10	\$94,864	18	7.44	\$113,399	19	6.32	\$105,470	14	6.21	\$111,132	15	6.20	\$135,669
Sunrise	35	6.23	\$79,621	31	7.68	\$107,449	18	11.89	\$319,180	15	5.27	\$77,729	17	6.12	\$101,898
UMC	30	9.63	\$121,202	28	8.64	\$99,128	27	9.44	\$107,380	21	8.62	\$101,771	19	7.32	\$104,892
Valley	14	4.93	\$63,403	16	8.38	\$127,764	18	8.06	\$138,924	6	5.00	\$93,219	15	9.93	\$173,056
Total	184	7.00	\$88,580	189	7.19	\$99,317	190	8.30	\$134,007	154	7.23	\$115,280	160	7.03	\$121,769
Washoe															
Carson Tahoe	17	12.35	\$72,135	23	5.57	\$53,950	7	3.43	\$39,339	14	6.71	\$70,564	10	5.30	\$70,283
Northern Nevada	6	4.83	\$64,170	5	5.20	\$65,072	3	7.00	\$71,963	3	7.67	\$71,897	5	7.80	\$119,179
Renown Regional	28	5.61	\$41,720	24	7.67	\$55,134	28	7.64	\$60,743	22	7.27	\$55,100	22	7.27	\$67,020
Renown S. Meadows	4	7.75	\$60,618	2	7.50	\$51,691	2	5.50	\$51,184	3	6.67	\$55,870	4	7.25	\$71,618
Saint Mary's	25	6.48	\$61,806	22	6.77	\$67,267	16	7.19	\$71,949	19	5.79	\$67,995	7	8.14	\$67,300
Sierra Surgery	0	0.00	\$0	5	2.40	\$19,683	3	3.33	\$22,900	1	2.00	\$19,729	1	1.00	\$18,253
Total	80	7.36	\$57,088	81	6.35	\$56,433	59	6.69	\$59,565	62	6.60	\$62,823	49	6.92	\$72,428
Rural															
Battle Mountain	0	0.00	\$0	0	0.00	\$0	0	0.00	\$0	0	0.00	\$0	0	0.00	\$0
Boulder City	0	0.00	\$0	0	0.00	\$0	0	0.00	\$0	0	0.00	\$0	0	0.00	\$0
Carson Valley	0	0.00	\$0	1	6.00	\$28,944	1	6.00	\$82,352	2	3.00	\$51,912	3	6.00	\$85,130
Churchill	5	5.40	\$42,197	3	7.00	\$45,823	4	8.50	\$60,357	1	5.00	\$40,465	3	5.67	\$48,195
Desert View	0	0.00	\$0	0	0.00	\$0	1	1.00	\$21,334	0	0.00	\$0	0	0.00	\$0
Grover C. Dils	0	0.00	\$0	0	0.00	\$0	0	0.00	\$0	0	0.00	\$0	0	0.00	\$0
Humboldt	1	4.00	\$45,300	2	3.00	\$28,340	0	0.00	\$0	0	0.00	\$0	0	0.00	\$0
Incline Village	0	0.00	\$0	0	0.00	\$0	0	0.00	\$0	0	0.00	\$0	0	0.00	\$0
Mesa View	4	2.75	\$21,834	1	3.00	\$22,862	0	0.00	\$0	2	2.50	\$33,431	0	0.00	\$0
Mount Grant	0	0.00	\$0	0	0.00	\$0	0	0.00	\$0	0	0.00	\$0	0	0.00	\$0
Northeastern	3	4.00	\$39,250	3	3.33	\$47,555	2	3.50	\$48,950	5	3.40	\$40,619	1	3.00	\$43,853
Nye	0	0.00	\$0	0	0.00	\$0	0	0.00	\$0	0	0.00	\$0	0	0.00	\$0
Pershing	0	0.00	\$0	0	0.00	\$0	0	0.00	\$0	0	0.00	\$0	0	0.00	\$0
South Lyon	0	0.00	\$0	0	0.00	\$0	0	0.00	\$0	0	0.00	\$0	0	0.00	\$0
William Bee Ririe	2	3.50	\$31,639	0	0.00	\$0	2	4.00	\$38,075	1	1.00	\$31,632	0	0.00	\$0
Total	15	4.07	\$34,976	10	4.60	\$38,862	10	5.60	\$51,916	11	3.09	\$40,534	7	5.43	\$63,404
All Counties	279	6.95	\$76,668	280	6.85	\$84,752	259	7.83	\$113,879	227	6.85	\$97,330	216	6.95	\$108,684

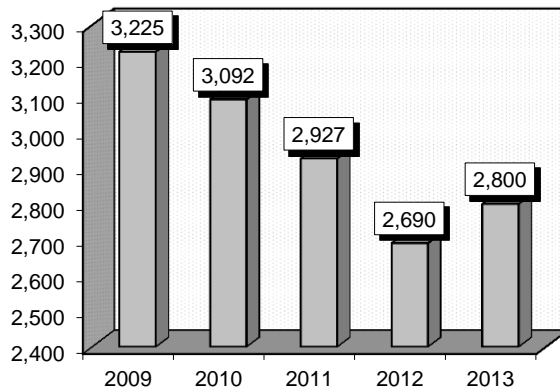
Cholecystectomy - Laparoscopic (417-419)

Procedures: that frequently accompanied Cholecystectomy - Laparoscopic were: 1) Intraoperative cholangiogram (8753), 2) Endoscopic sphincterotomy (5185), 3) Endoscopic removal of bile stones (5188), 4) Laparoscopic peritoneal adhesiolysis (5451), 5) Esophagogastroduodenoscopy with closed biopsy (4516).

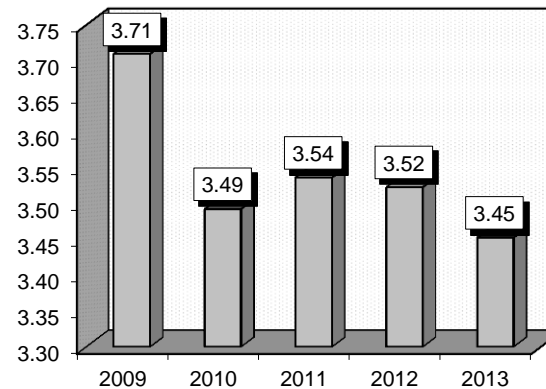
Definitions: **Laparoscope:** A narrow tube with a light and a fiberoptic camera. It is inserted through a small incision to assist in surgeries by transmitting images to the physician. **Cholecystectomy:** The surgical removal of the gallbladder. **Intraoperative:** During the course of an operation. **Cholangiogram:** An X-ray study of the bile ducts performed with contrast injected into the ducts. **Sphincterotomy:** Surgical cutting/incision of a sphincter; incision of the internal sphincter of the anus, used in the treatment of anal fissure. **Peritoneal:** A membrane that lines the wall of the abdominal cavity. **Adhesiolysis:** The treatment for the removal of scarlike tissue that forms between two surfaces within the body. **Esophagogastroduodenoscopy:** Exam of the upper digestive tract using an endoscope. **Endoscope:** A small, flexible tube with a light and a lens on the end used to look into the esophagus, stomach, duodenum, colon, or rectum.

Gender	2009			2010			2011			2012			2013		
	Cases	Avg LOS	Avg Bill	Cases	Avg LOS	Avg Bill	Cases	Avg LOS	Avg Bill	Cases	Avg LOS	Avg Bill	Cases	Avg LOS	Avg Bill
Male	994	4.16	\$53,090	1,008	3.94	\$56,917	1,021	4.03	\$64,496	918	4.01	\$65,713	977	4.00	\$73,466
Female	2,231	3.51	\$44,889	2,084	3.28	\$47,865	1,906	3.27	\$51,993	1,772	3.27	\$55,947	1,823	3.16	\$60,227
Age Group	Cases	Avg LOS	Avg Bill	Cases	Avg LOS	Avg Bill	Cases	Avg LOS	Avg Bill	Cases	Avg LOS	Avg Bill	Cases	Avg LOS	Avg Bill
0-17	86	2.62	\$31,258	51	3.45	\$40,793	47	3.40	\$40,291	50	3.14	\$40,917	36	2.69	\$44,850
18-35	934	2.88	\$39,187	900	2.86	\$42,212	766	2.77	\$45,234	724	2.73	\$49,158	748	2.63	\$52,616
36-49	824	3.35	\$44,703	758	2.91	\$43,594	679	2.96	\$48,540	619	2.82	\$51,752	656	2.95	\$60,707
50-64	693	3.77	\$48,628	701	3.41	\$51,255	688	3.52	\$57,266	652	3.75	\$61,884	674	3.44	\$66,069
65+	688	5.34	\$62,640	682	5.07	\$70,494	747	4.87	\$75,030	645	4.89	\$76,657	686	4.88	\$81,988
Total	3,225	3.71	\$47,417	3,092	3.49	\$50,816	2,927	3.54	\$56,354	2,690	3.52	\$59,280	2,800	3.45	\$64,846

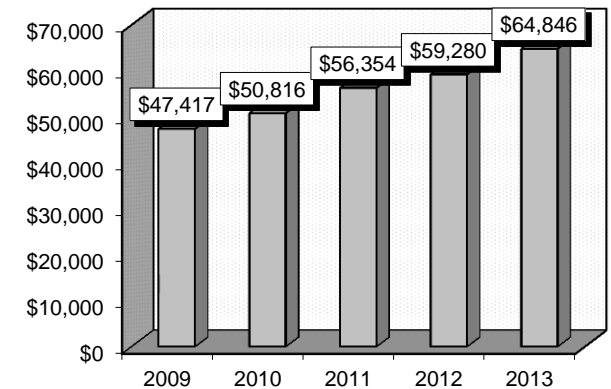
Patient Discharges



Average Length of Stay



Average Billed Charges



County / Hospital	2009			2010			2011			2012			2013		
	Cases	Avg LOS	Avg Bill	Cases	Avg LOS	Avg Bill	Cases	Avg LOS	Avg Bill	Cases	Avg LOS	Avg Bill	Cases	Avg LOS	Avg Bill
Clark															
Centennial Hills	212	3.30	\$46,280	195	3.68	\$56,124	177	3.36	\$66,705	165	3.22	\$71,674	205	3.36	\$81,653
Desert Springs	180	3.88	\$59,117	160	3.78	\$66,923	177	3.70	\$77,118	115	3.84	\$79,234	148	4.57	\$105,970
Mountain View	259	4.61	\$58,354	228	3.65	\$53,497	207	3.69	\$58,474	175	3.74	\$64,573	210	3.84	\$71,093
North Vista	111	3.54	\$54,894	107	3.73	\$63,635	80	4.26	\$69,755	81	3.41	\$58,578	75	3.13	\$56,253
Southern Hills	72	3.64	\$48,472	87	3.11	\$44,373	82	2.94	\$48,899	74	2.51	\$47,979	71	3.01	\$59,548
Spring Valley	169	3.36	\$48,352	158	3.58	\$59,251	148	3.05	\$56,432	152	4.05	\$73,507	152	3.51	\$73,404
St. Rose-Rose de Lima	140	3.34	\$45,990	164	3.20	\$50,021	122	3.39	\$53,172	113	3.60	\$62,529	109	2.97	\$61,342
St. Rose-San Martin	157	3.88	\$52,301	144	3.04	\$46,914	141	2.88	\$53,456	142	3.70	\$61,701	95	3.48	\$68,402
St. Rose-Siena	206	3.59	\$49,728	254	3.41	\$53,456	188	3.59	\$60,370	168	3.64	\$63,314	210	3.31	\$72,948
Summerlin	191	3.82	\$53,874	198	3.24	\$52,042	202	4.26	\$81,759	211	3.70	\$78,672	190	3.67	\$84,838
Sunrise	261	3.37	\$47,848	182	4.29	\$70,772	194	4.05	\$64,390	133	3.61	\$64,436	172	3.60	\$74,453
UMC	287	4.48	\$58,144	270	3.95	\$56,468	255	3.43	\$56,696	247	3.49	\$62,289	257	3.16	\$58,078
Valley	167	3.72	\$49,104	135	3.97	\$62,762	131	4.10	\$67,123	131	3.73	\$72,421	143	3.48	\$74,741
Total	2,412	3.79	\$52,189	2,282	3.61	\$56,670	2,104	3.61	\$63,277	1,907	3.60	\$67,233	2,037	3.50	\$73,637
Washoe															
Carson Tahoe	124	3.19	\$40,017	117	3.61	\$46,553	117	3.26	\$46,523	105	3.05	\$42,533	117	2.85	\$43,780
Northern Nevada	66	3.09	\$38,662	89	2.63	\$36,935	84	2.95	\$47,216	79	2.29	\$49,216	74	3.08	\$60,031
Renown Regional	282	3.94	\$31,680	287	3.32	\$29,958	283	3.67	\$33,349	283	4.21	\$38,850	245	3.98	\$38,846
Renown S. Meadows	43	3.35	\$28,933	64	2.44	\$24,899	46	4.93	\$47,552	55	3.13	\$33,662	52	2.88	\$35,534
Saint Mary's	144	3.71	\$37,404	113	3.57	\$44,136	157	3.22	\$42,891	130	3.24	\$44,476	159	3.25	\$41,963
Sierra Surgery	0	0.00	\$0	1	4.00	\$29,254	0	0.00	\$0	3	2.33	\$20,066	1	10.00	\$17,681
Total	659	3.63	\$35,020	671	3.24	\$35,681	687	3.50	\$40,420	655	3.50	\$41,286	648	3.42	\$42,623
Rural															
Battle Mountain	0	0.00	\$0	0	0.00	\$0	0	0.00	\$0	0	0.00	\$0	0	0.00	\$0
Boulder City	9	2.00	\$10,108	0	0.00	\$0	0	0.00	\$0	0	0.00	\$0	0	0.00	\$0
Carson Valley	23	2.39	\$23,720	17	2.41	\$22,905	19	2.26	\$27,213	25	2.20	\$34,052	36	2.81	\$39,010
Churchill	26	3.46	\$31,467	46	3.50	\$28,902	34	3.53	\$31,931	30	2.50	\$27,674	19	2.89	\$32,119
Desert View	17	2.82	\$18,630	8	2.88	\$19,617	5	2.60	\$19,562	0	0.00	\$0	2	3.50	\$37,272
Grover C. Dils	0	0.00	\$0	0	0.00	\$0	0	0.00	\$0	0	0.00	\$0	0	0.00	\$0
Humboldt	36	2.56	\$24,517	29	1.79	\$21,695	38	2.11	\$26,295	33	2.76	\$34,698	25	2.36	\$24,655
Incline Village	0	0.00	\$0	0	0.00	\$0	0	0.00	\$0	0	0.00	\$0	0	0.00	\$0
Mesa View	5	4.00	\$33,091	7	2.14	\$23,342	8	2.00	\$23,810	5	3.00	\$33,475	6	2.83	\$37,070
Mount Grant	0	0.00	\$0	0	0.00	\$0	0	0.00	\$0	0	0.00	\$0	0	0.00	\$0
Northeastern	35	2.71	\$30,409	30	2.90	\$37,356	31	2.42	\$36,334	30	2.57	\$35,348	25	3.28	\$37,643
Nye	0	0.00	\$0	0	0.00	\$0	0	0.00	\$0	0	0.00	\$0	0	0.00	\$0
Pershing	0	0.00	\$0	0	0.00	\$0	0	0.00	\$0	0	0.00	\$0	0	0.00	\$0
South Lyon	0	0.00	\$0	0	0.00	\$0	0	0.00	\$0	0	0.00	\$0	0	0.00	\$0
William Bee Ririe	3	2.67	\$25,875	2	3.50	\$35,085	1	3.00	\$29,342	5	2.40	\$30,700	2	2.00	\$41,270
Total	154	2.77	\$25,723	139	2.78	\$27,764	136	2.57	\$29,750	128	2.54	\$32,874	115	2.83	\$34,362
All Counties	3,225	3.71	\$47,417	3,092	3.49	\$50,816	2,927	3.54	\$56,354	2,690	3.52	\$59,280	2,800	3.45	\$64,846

Cirrhosis & Alcoholic Hepatitis (432-434)

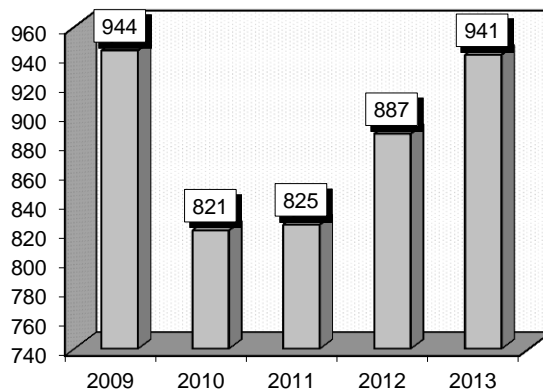
Diagnoses: that frequently accompanied Cirrhosis & Alcoholic Hepatitis were: 1) Ascites (7895), 2) Portal hypertension (5723), 3) Tobacco use disorder (3051), 4) Esophageal varices in diseases classified elsewhere (45620), 5) Hypertension (4019).

Definitions: **Cirrhosis:** A chronic liver disease that causes scarring of the liver and liver dysfunction. This often has many complications, including accumulation of fluid in the abdomen (ascites), bleeding disorders (coagulopathy) increased pressure in the blood vessels (portal hypertension) and confusion or a change in the level of consciousness (hepatic encephalopathy). Common causes include hepatitis C and alcohol use. **Hepatitis:** Inflammation of the liver, characterized by anorexia, abdominal and gastric discomfort and abnormal liver function. **Portal hypertension:** An increased venous pressure in the portal circulation caused by compression or occlusion in the portal or hepatic vascular system. **Hepatitis C:** A type of hepatitis most commonly transmitted by blood transfusion or, used needle puncture. **Ascites:** Fluid in peritoneal (abdominal) cavity. **Varices:** Stretched veins such as those that form in the esophagus from cirrhosis. **Hypertension:** Elevated blood pressure persistently exceeding 140/90. Essential hypertension, the most common kind, has no single identifiable cause.

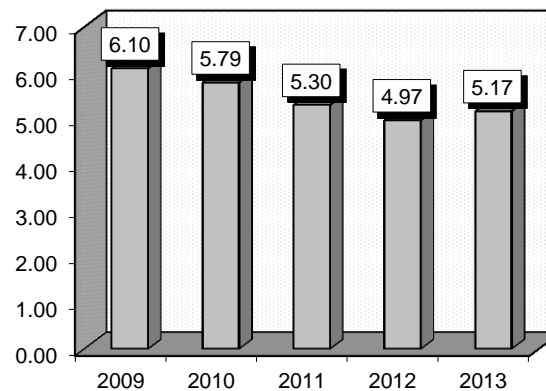
Comment: The liver is the largest internal organ in the human body. The liver helps the body digest fats, stores reserves of nutrients, filters poisons and wastes from the blood, synthesizes proteins, and regulates the levels of many chemicals found in the bloodstream.

Gender	2009			2010			2011			2012			2013		
	Cases	Avg LOS	Avg Bill	Cases	Avg LOS	Avg Bill	Cases	Avg LOS	Avg Bill	Cases	Avg LOS	Avg Bill	Cases	Avg LOS	Avg Bill
Male	628	6.04	\$47,677	554	5.80	\$53,434	510	5.39	\$48,584	539	4.84	\$49,579	596	5.08	\$61,789
Female	316	6.21	\$50,221	267	5.78	\$53,302	315	5.17	\$46,307	348	5.17	\$54,374	345	5.33	\$57,831
Age Group	Cases	Avg LOS	Avg Bill	Cases	Avg LOS	Avg Bill	Cases	Avg LOS	Avg Bill	Cases	Avg LOS	Avg Bill	Cases	Avg LOS	Avg Bill
0-17	0	0.00	\$0	0	0.00	\$0	0	0.00	\$0	0	0.00	\$0	0	0.00	\$0
18-35	59	6.75	\$50,753	54	4.93	\$40,518	41	5.85	\$57,241	55	5.58	\$65,909	49	6.04	\$55,538
36-49	323	5.92	\$49,345	251	6.11	\$51,982	231	5.18	\$47,456	264	4.68	\$45,849	232	5.21	\$57,207
50-64	416	6.47	\$48,357	387	5.73	\$54,299	425	5.59	\$49,038	422	5.05	\$50,040	496	5.19	\$62,211
65+	146	5.16	\$46,310	129	5.72	\$58,798	128	4.39	\$40,739	146	5.05	\$60,266	164	4.78	\$60,537
Total	944	6.10	\$48,528	821	5.79	\$53,391	825	5.30	\$47,715	887	4.97	\$51,460	941	5.17	\$60,338

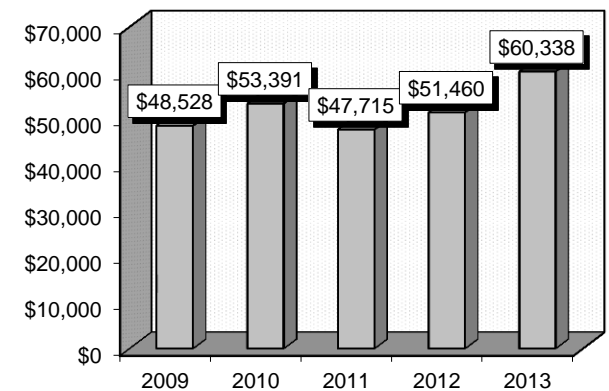
Patient Discharges



Average Length of Stay



Average Billed Charges



County / Hospital	2009			2010			2011			2012			2013		
	Cases	Avg LOS	Avg Bill	Cases	Avg LOS	Avg Bill	Cases	Avg LOS	Avg Bill	Cases	Avg LOS	Avg Bill	Cases	Avg LOS	Avg Bill
Clark															
Centennial Hills	13	3.85	\$30,846	22	7.55	\$69,210	29	5.17	\$62,653	41	5.12	\$73,007	42	4.45	\$76,073
Desert Springs	75	6.69	\$46,274	36	6.25	\$52,539	39	7.15	\$68,053	38	6.13	\$64,086	55	5.69	\$55,908
Mountain View	50	5.28	\$53,737	46	6.48	\$81,564	48	4.10	\$49,719	51	3.47	\$52,403	52	4.85	\$68,625
North Vista	42	6.48	\$58,003	33	8.12	\$71,519	42	4.90	\$51,004	57	6.33	\$47,483	56	6.30	\$61,328
Southern Hills	24	6.00	\$47,680	6	4.00	\$52,301	15	5.00	\$46,381	21	4.10	\$46,776	13	4.77	\$99,004
Spring Valley	36	5.50	\$52,032	50	4.78	\$49,035	53	4.09	\$42,157	43	6.33	\$83,339	63	4.38	\$71,316
St. Rose-Rose de Lima	62	4.24	\$41,239	40	5.70	\$56,041	36	7.00	\$67,141	36	4.14	\$47,907	29	3.76	\$53,516
St. Rose-San Martin	32	5.50	\$44,405	26	6.81	\$55,881	26	5.46	\$47,473	21	5.90	\$59,455	38	4.63	\$57,341
St. Rose-Siena	38	6.92	\$74,482	26	5.81	\$69,893	27	5.41	\$56,847	41	4.88	\$56,727	45	5.02	\$63,252
Summerlin	27	5.59	\$52,183	23	5.65	\$77,265	30	4.20	\$50,266	37	4.59	\$69,880	36	7.50	\$128,289
Sunrise	82	7.54	\$64,312	112	6.20	\$58,132	67	5.16	\$56,456	81	5.21	\$63,307	72	6.44	\$81,674
UMC	184	5.66	\$42,071	165	5.28	\$39,415	144	5.61	\$42,626	127	4.85	\$38,096	123	4.46	\$33,349
Valley	52	6.67	\$70,815	41	7.12	\$103,946	46	4.87	\$58,935	55	4.36	\$66,820	79	4.75	\$82,370
Total	717	5.98	\$51,501	626	6.01	\$58,876	602	5.26	\$51,920	649	5.02	\$56,856	703	5.14	\$66,484
Washoe															
Carson Tahoe	46	5.13	\$29,334	31	3.94	\$25,928	34	7.79	\$41,161	41	4.76	\$35,411	40	4.50	\$36,112
Northern Nevada	19	5.11	\$33,286	20	5.45	\$53,697	18	5.67	\$54,756	23	4.61	\$45,446	22	4.59	\$60,687
Renown Regional	81	7.17	\$47,960	87	5.56	\$38,802	95	5.60	\$38,482	109	5.18	\$37,817	102	5.95	\$44,854
Renown S. Meadows	9	7.78	\$48,841	11	5.73	\$38,218	9	3.22	\$24,221	14	4.00	\$25,740	11	4.82	\$35,251
Saint Mary's	41	8.32	\$50,496	19	6.26	\$44,099	34	4.65	\$36,563	33	4.33	\$40,069	51	5.27	\$39,067
Sierra Surgery	0	0.00	\$0	0	0.00	\$0	0	0.00	\$0	0	0.00	\$0	0	0.00	\$0
Total	196	6.76	\$42,737	168	5.34	\$38,760	190	5.72	\$39,484	220	4.84	\$37,735	226	5.35	\$43,075
Rural															
Battle Mountain	0	0.00	\$0	0	0.00	\$0	0	0.00	\$0	0	0.00	\$0	0	0.00	\$0
Boulder City	3	4.33	\$5,398	1	4.00	\$13,205	0	0.00	\$0	0	0.00	\$0	0	0.00	\$0
Carson Valley	3	2.67	\$14,121	1	4.00	\$16,190	2	4.00	\$36,128	3	5.67	\$41,453	3	5.67	\$47,416
Churchill	3	2.00	\$12,827	7	3.00	\$16,641	11	4.36	\$17,711	7	5.57	\$26,173	2	1.50	\$9,979
Desert View	6	4.33	\$20,551	3	3.67	\$14,022	6	2.17	\$10,824	3	3.00	\$13,823	2	1.50	\$11,098
Grover C. Dils	0	0.00	\$0	0	0.00	\$0	0	0.00	\$0	0	0.00	\$0	0	0.00	\$0
Humboldt	2	2.00	\$10,225	2	1.50	\$9,369	3	2.33	\$14,578	2	6.00	\$30,621	4	3.75	\$20,796
Incline Village	0	0.00	\$0	0	0.00	\$0	0	0.00	\$0	0	0.00	\$0	0	0.00	\$0
Mesa View	2	1.50	\$15,808	2	3.50	\$15,362	1	4.00	\$22,833	0	0.00	\$0	0	0.00	\$0
Mount Grant	2	17.00	\$31,986	1	8.00	\$25,763	3	7.67	\$19,597	0	0.00	\$0	0	0.00	\$0
Northeastern	3	3.00	\$14,846	6	5.33	\$30,044	5	2.80	\$24,525	1	2.00	\$18,550	1	5.00	\$37,373
Nye	0	0.00	\$0	0	0.00	\$0	0	0.00	\$0	2	2.00	\$7,492	0	0.00	\$0
Pershing	3	5.67	\$20,501	0	0.00	\$0	0	0.00	\$0	0	0.00	\$0	0	0.00	\$0
South Lyon	0	0.00	\$0	0	0.00	\$0	0	0.00	\$0	0	0.00	\$0	0	0.00	\$0
William Bee Ririe	4	5.50	\$16,490	4	1.50	\$5,539	2	2.50	\$13,560	0	0.00	\$0	0	0.00	\$0
Total	31	4.58	\$16,399	27	3.56	\$17,244	33	3.70	\$18,398	18	4.61	\$24,657	12	3.58	\$25,413
All Counties	944	6.10	\$48,528	821	5.79	\$53,391	825	5.30	\$47,715	887	4.97	\$51,460	941	5.17	\$60,338

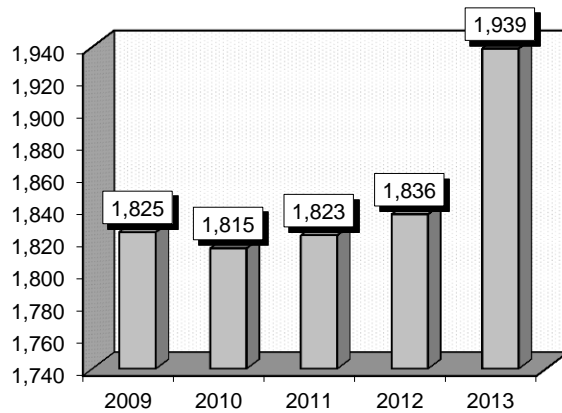
Hip & Femur Procedures Except Major Joint (480-482)

Procedures: that frequently accompanied Hip & Femur Procedures Except Major Joint were: 1) Open reduction reduction of fracture with internal fixation of femur (7935), 2) Closed reduction of fracture with internal fixation of femur (7915), 3) Transfusion of packed cells (9904), 4) Internal fixation of bone without fracture reduction (7855), 5) Removal of implanted devices from bone, femur (7865), 6) Bone graft, femur (7805), 7) Arthrotomy, hip (8015).

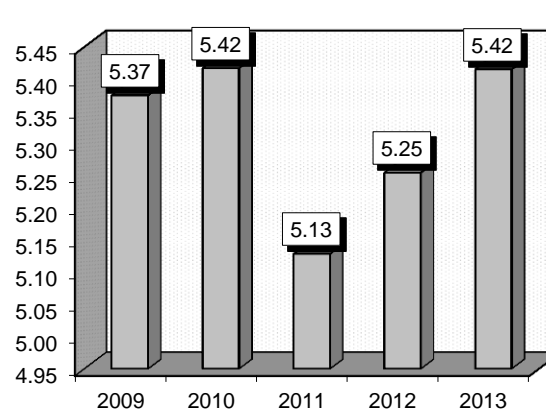
Definitions: **Open reduction:** A surgical procedure for reducing a fracture or dislocation. **Closed reduction:** The manual correction of a fracture without an incision. **Internal fixation:** A method of holding together the fragments of a fractured bone. After open reduction of the fracture, pins, wires, screws, plates or nails may be used to stabilize the fragments. **Bone graft:** The transplantation of a piece of bone from one part of the body to another to repair a skeletal defect. **Osteoclasis:** The intentional surgical fracture of a bone to correct a deformity. **Femur:** The thigh bone that extends from the pelvis to the knee. It is the longest and strongest bone in the body. **Closed reduction:** The manual corrections of fractures without incisions. **Transfusion:** A transfer of body fluids or tissues from one person to another. **Arthrotomy:** The surgical incision into a joint.

Gender	2009			2010			2011			2012			2013		
	Cases	Avg LOS	Avg Bill	Cases	Avg LOS	Avg Bill	Cases	Avg LOS	Avg Bill	Cases	Avg LOS	Avg Bill	Cases	Avg LOS	Avg Bill
Male	717	5.48	\$66,412	687	5.49	\$72,046	671	5.15	\$75,257	659	5.54	\$81,866	745	5.75	\$87,689
Female	1,108	5.30	\$60,975	1,128	5.37	\$66,541	1,152	5.12	\$73,036	1,177	5.10	\$77,632	1,194	5.21	\$84,535
Age Group	Cases	Avg LOS	Avg Bill	Cases	Avg LOS	Avg Bill	Cases	Avg LOS	Avg Bill	Cases	Avg LOS	Avg Bill	Cases	Avg LOS	Avg Bill
0-17	124	2.91	\$43,622	101	2.79	\$47,268	88	2.42	\$49,672	81	3.00	\$49,911	109	3.32	\$61,373
18-35	96	4.51	\$66,349	77	4.58	\$70,406	81	3.91	\$76,332	74	5.15	\$91,700	83	5.18	\$94,123
36-49	110	4.94	\$62,666	92	4.65	\$70,816	94	4.90	\$70,172	69	4.81	\$74,966	81	6.86	\$111,109
50-64	289	6.22	\$68,147	280	6.73	\$71,138	265	5.68	\$73,828	282	6.15	\$81,790	310	6.69	\$89,488
65+	1,206	5.53	\$63,691	1,265	5.44	\$69,506	1,295	5.29	\$75,614	1,330	5.23	\$79,892	1,356	5.22	\$84,823
Total	1,825	5.37	\$63,111	1,815	5.42	\$68,625	1,823	5.13	\$73,854	1,836	5.25	\$79,152	1,939	5.42	\$85,747

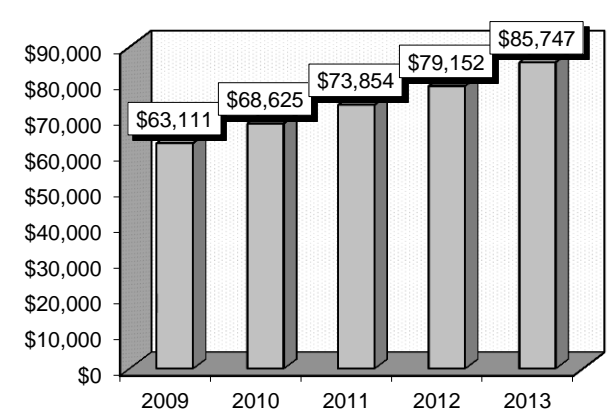
Patient Discharges



Average Length of Stay



Average Billed Charges



County / Hospital	2009			2010			2011			2012			2013		
	Cases	Avg LOS	Avg Bill	Cases	Avg LOS	Avg Bill	Cases	Avg LOS	Avg Bill	Cases	Avg LOS	Avg Bill	Cases	Avg LOS	Avg Bill
Clark															
Centennial Hills	87	4.55	\$65,046	64	6.00	\$79,395	68	5.68	\$92,082	81	4.96	\$97,795	74	4.51	\$105,339
Desert Springs	81	7.41	\$91,821	89	6.16	\$86,791	87	7.09	\$112,154	88	6.25	\$102,575	101	7.38	\$111,583
Mountain View	90	5.76	\$71,446	83	6.41	\$81,999	103	5.40	\$84,696	109	5.61	\$86,807	98	6.31	\$109,765
North Vista	33	5.82	\$66,721	31	5.42	\$62,241	23	5.78	\$62,923	34	6.76	\$76,571	24	7.75	\$91,849
Southern Hills	28	6.11	\$68,181	36	6.06	\$75,983	33	6.00	\$86,739	26	4.50	\$79,889	35	5.29	\$82,477
Spring Valley	129	5.19	\$73,906	134	4.63	\$76,253	119	4.54	\$78,023	106	4.99	\$90,989	110	6.16	\$111,619
St. Rose-Rose de Lima	74	6.39	\$75,828	84	5.31	\$73,595	92	5.27	\$78,224	70	5.44	\$82,429	86	4.42	\$83,159
St. Rose-San Martin	33	5.09	\$62,074	35	5.51	\$83,109	43	4.74	\$82,948	41	5.00	\$91,950	53	4.79	\$87,840
St. Rose-Siena	149	5.62	\$71,825	141	4.87	\$71,789	150	5.17	\$83,908	152	5.65	\$95,569	150	4.55	\$88,537
Summerlin	104	4.77	\$69,671	143	4.52	\$72,571	129	4.28	\$76,053	124	4.90	\$95,327	146	5.09	\$108,333
Sunrise	191	5.61	\$69,897	179	5.37	\$77,354	201	5.31	\$83,219	188	4.82	\$85,356	206	4.79	\$96,182
UMC	150	5.11	\$67,569	136	6.14	\$72,047	154	5.03	\$68,979	135	5.04	\$73,974	155	5.79	\$79,782
Valley	87	5.08	\$69,617	100	5.23	\$76,163	84	6.12	\$92,540	80	5.86	\$100,816	77	6.73	\$125,399
Total	1,236	5.50	\$71,457	1,255	5.39	\$75,973	1,286	5.29	\$82,909	1,234	5.31	\$89,725	1,315	5.48	\$98,807
Washoe															
Carson Tahoe	90	4.93	\$53,895	82	5.57	\$59,804	93	4.96	\$60,614	102	5.30	\$65,245	99	5.04	\$62,033
Northern Nevada	34	4.50	\$46,312	31	4.77	\$56,946	35	3.77	\$53,004	40	4.30	\$66,666	40	4.55	\$70,277
Renown Regional	239	5.62	\$45,096	256	5.65	\$49,364	244	5.13	\$50,455	263	5.42	\$53,641	301	5.99	\$59,209
Renown S. Meadows	34	3.94	\$37,826	29	5.07	\$42,881	28	3.82	\$38,243	25	4.24	\$47,326	35	2.94	\$36,338
Saint Mary's	116	4.89	\$49,641	112	5.65	\$58,489	89	4.33	\$57,355	100	4.88	\$63,153	87	5.08	\$62,057
Sierra Surgery	4	1.50	\$16,175	0	0.00	\$0	0	0.00	\$0	0	0.00	\$0	0	0.00	\$0
Total	517	5.12	\$47,026	510	5.55	\$53,139	489	4.78	\$53,126	530	5.15	\$58,354	562	5.39	\$59,511
Rural															
Battle Mountain	0	0.00	\$0	0	0.00	\$0	0	0.00	\$0	0	0.00	\$0	0	0.00	\$0
Boulder City	15	4.60	\$20,197	4	4.75	\$21,749	0	0.00	\$0	0	0.00	\$0	0	0.00	\$0
Carson Valley	13	4.08	\$34,918	7	3.43	\$32,864	10	4.10	\$48,656	20	3.65	\$47,204	10	3.90	\$49,235
Churchill	10	7.80	\$50,149	7	6.14	\$53,191	8	6.13	\$44,488	23	6.65	\$49,810	17	4.65	\$38,941
Desert View	0	0.00	\$0	0	0.00	\$0	0	0.00	\$0	0	0.00	\$0	0	0.00	\$0
Grover C. Dils	0	0.00	\$0	0	0.00	\$0	0	0.00	\$0	0	0.00	\$0	0	0.00	\$0
Humboldt	0	0.00	\$0	0	0.00	\$0	0	0.00	\$0	0	0.00	\$0	0	0.00	\$0
Incline Village	0	0.00	\$0	0	0.00	\$0	0	0.00	\$0	0	0.00	\$0	0	0.00	\$0
Mesa View	15	4.27	\$31,596	12	3.83	\$31,522	17	3.59	\$32,691	11	4.27	\$38,552	19	3.84	\$41,035
Mount Grant	0	0.00	\$0	0	0.00	\$0	0	0.00	\$0	0	0.00	\$0	0	0.00	\$0
Northeastern	14	4.71	\$43,296	14	4.71	\$57,543	10	4.10	\$51,267	13	4.92	\$68,961	14	4.71	\$63,130
Nye	0	0.00	\$0	0	0.00	\$0	0	0.00	\$0	0	0.00	\$0	0	0.00	\$0
Pershing	0	0.00	\$0	0	0.00	\$0	0	0.00	\$0	0	0.00	\$0	0	0.00	\$0
South Lyon	0	0.00	\$0	0	0.00	\$0	0	0.00	\$0	0	0.00	\$0	0	0.00	\$0
William Bee Ririe	5	5.60	\$41,092	6	6.67	\$38,955	3	6.33	\$41,745	5	6.20	\$52,634	2	3.50	\$34,851
Total	72	4.97	\$35,332	50	4.76	\$42,140	48	4.40	\$42,419	72	5.11	\$51,020	62	4.26	\$46,573
All Counties	1,825	5.37	\$63,111	1,815	5.42	\$68,625	1,823	5.13	\$73,854	1,836	5.25	\$79,152	1,939	5.42	\$85,747

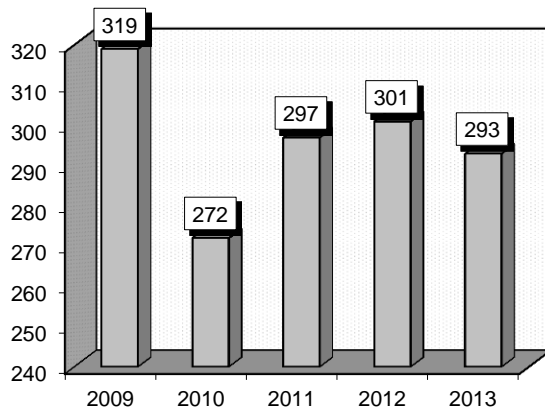
Knee Procedures (485-489)

Diagnoses & Procedures: that frequently accompanied Knee Procedures were: 1) Pyogenic arthritis, pelvic region (71105), 2) Pyogenic arthritis, shoulder region (71101), 3) Other Arthrotomy, knee (8016), 4) Synovectomy, knee (8076).

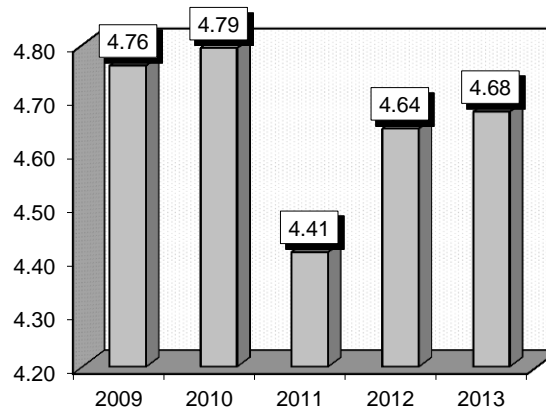
Definitions: **Pyogenic:** Pyogenic arthritis, pelvic region. **Lower leg:** That portion of the leg between the knee and ankle. **Pelvic region:** The portion of the body that extends from the abdomen to the lower limbs (legs) that connects the spine to the femur bones. **Shoulder region:** That portion of body connecting the arms to the trunk specifically where clavicle joins the scapula. **Arthrotomy, knee:** Cut made in the knee joint. **Synovectomy:** Surgical removal of part or all of the synovial membrane.

Gender	2009			2010			2011			2012			2013		
	Cases	Avg LOS	Avg Bill	Cases	Avg LOS	Avg Bill	Cases	Avg LOS	Avg Bill	Cases	Avg LOS	Avg Bill	Cases	Avg LOS	Avg Bill
Male	164	5.44	\$58,444	141	5.12	\$59,883	146	4.64	\$60,033	158	4.54	\$66,783	152	4.95	\$72,081
Female	155	4.05	\$50,832	131	4.44	\$56,935	151	4.19	\$55,018	143	4.76	\$65,219	141	4.38	\$67,004
Age Group	Cases	Avg LOS	Avg Bill	Cases	Avg LOS	Avg Bill	Cases	Avg LOS	Avg Bill	Cases	Avg LOS	Avg Bill	Cases	Avg LOS	Avg Bill
0-17	10	4.90	\$36,778	14	4.71	\$38,822	11	11.45	\$88,740	7	5.29	\$57,676	8	4.50	\$67,168
18-35	30	3.97	\$47,266	23	2.43	\$42,340	24	4.83	\$63,543	35	5.17	\$60,267	33	3.94	\$63,703
36-49	56	4.25	\$49,149	48	4.10	\$50,643	54	4.56	\$55,716	51	5.12	\$72,284	49	4.12	\$73,774
50-64	106	4.78	\$57,566	100	5.32	\$61,735	90	4.29	\$57,461	96	4.34	\$65,921	94	4.86	\$67,308
65+	117	5.18	\$58,322	87	5.21	\$66,440	118	3.70	\$54,164	112	4.48	\$65,626	109	5.00	\$71,765
Total	319	4.76	\$54,746	272	4.79	\$58,463	297	4.41	\$57,484	301	4.64	\$66,040	293	4.68	\$69,638

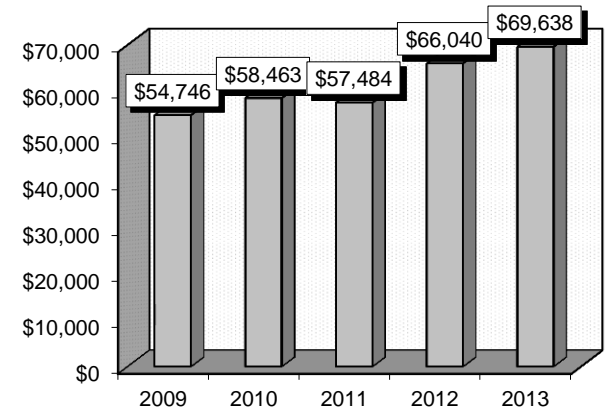
Patient Discharges



Average Length of Stay



Average Billed Charges



County / Hospital	2009			2010			2011			2012			2013		
	Cases	Avg LOS	Avg Bill	Cases	Avg LOS	Avg Bill	Cases	Avg LOS	Avg Bill	Cases	Avg LOS	Avg Bill	Cases	Avg LOS	Avg Bill
Clark															
Centennial Hills	23	4.48	\$54,570	20	3.70	\$66,275	24	2.96	\$54,662	26	3.58	\$83,415	18	3.17	\$84,969
Desert Springs	7	8.00	\$76,006	10	14.80	\$129,070	9	6.00	\$61,617	12	12.75	\$103,135	13	5.54	\$116,498
Mountain View	7	2.86	\$39,529	10	8.50	\$86,930	10	3.50	\$58,973	20	4.50	\$78,556	9	4.33	\$71,669
North Vista	9	6.33	\$62,409	6	5.33	\$66,022	8	4.13	\$56,733	7	3.71	\$56,130	2	2.00	\$44,959
Southern Hills	16	3.38	\$47,544	11	3.82	\$48,764	11	3.45	\$53,990	10	2.00	\$49,804	18	3.33	\$63,799
Spring Valley	36	4.19	\$66,516	30	4.30	\$79,311	34	3.59	\$71,768	25	4.04	\$83,400	38	4.68	\$71,325
St. Rose-Rose de Lima	15	5.73	\$65,617	7	2.57	\$54,652	21	4.05	\$60,721	14	4.79	\$87,130	7	6.43	\$113,525
St. Rose-San Martin	1	3.00	\$17,810	2	3.00	\$37,765	5	5.60	\$88,738	1	6.00	\$38,852	6	5.00	\$75,678
St. Rose-Siena	43	4.33	\$58,806	25	3.52	\$63,853	21	4.24	\$63,985	42	4.64	\$66,925	34	3.62	\$71,847
Summerlin	13	5.92	\$73,319	10	3.00	\$49,843	10	10.70	\$84,612	5	2.20	\$52,331	9	5.67	\$101,458
Sunrise	18	5.17	\$59,337	21	6.10	\$62,225	20	4.55	\$69,228	14	5.36	\$76,558	10	4.10	\$82,971
UMC	16	6.25	\$67,210	14	3.93	\$51,173	22	4.23	\$47,793	16	7.19	\$82,486	19	9.89	\$79,239
Valley	4	6.25	\$49,275	4	6.00	\$82,999	2	7.50	\$65,760	3	5.33	\$93,805	2	6.00	\$91,903
Total	208	4.86	\$60,602	170	5.05	\$68,855	197	4.37	\$63,047	195	4.96	\$76,706	185	4.86	\$79,791
Washoe															
Carson Tahoe	2	4.00	\$41,544	9	5.33	\$55,408	7	2.86	\$42,928	7	4.14	\$50,661	9	3.22	\$54,423
Northern Nevada	9	3.44	\$42,364	12	2.50	\$34,432	12	2.58	\$49,039	12	4.58	\$69,654	7	4.57	\$103,009
Renown Regional	40	4.68	\$39,865	33	5.27	\$37,468	36	4.83	\$44,100	38	5.18	\$47,025	43	4.58	\$46,309
Renown S. Meadows	15	5.80	\$47,213	12	3.50	\$34,326	16	3.88	\$36,306	13	1.69	\$23,370	9	1.89	\$37,059
Saint Mary's	32	5.22	\$53,673	24	4.71	\$56,481	17	7.41	\$72,468	20	4.60	\$61,426	29	5.48	\$59,162
Sierra Surgery	3	2.33	\$17,515	5	1.80	\$9,803	3	3.00	\$27,641	4	1.75	\$19,224	1	2.00	\$18,605
Total	101	4.82	\$44,923	95	4.38	\$41,734	91	4.64	\$48,047	94	4.28	\$48,794	98	4.45	\$53,775
Rural															
Battle Mountain	0	0.00	\$0	0	0.00	\$0	0	0.00	\$0	0	0.00	\$0	0	0.00	\$0
Boulder City	0	0.00	\$0	0	0.00	\$0	0	0.00	\$0	0	0.00	\$0	0	0.00	\$0
Carson Valley	3	1.67	\$18,667	1	2.00	\$28,582	1	3.00	\$38,501	2	1.00	\$26,832	5	2.80	\$36,000
Churchill	1	1.00	\$38,312	0	0.00	\$0	5	3.40	\$28,115	1	8.00	\$31,664	2	5.00	\$33,502
Desert View	0	0.00	\$0	2	9.50	\$58,511	0	0.00	\$0	0	0.00	\$0	0	0.00	\$0
Grover C. Dils	0	0.00	\$0	0	0.00	\$0	0	0.00	\$0	0	0.00	\$0	0	0.00	\$0
Humboldt	0	0.00	\$0	0	0.00	\$0	0	0.00	\$0	0	0.00	\$0	0	0.00	\$0
Incline Village	0	0.00	\$0	0	0.00	\$0	0	0.00	\$0	0	0.00	\$0	0	0.00	\$0
Mesa View	3	1.67	\$18,255	3	2.00	\$22,857	2	2.50	\$34,541	5	2.00	\$26,454	2	4.00	\$46,633
Mount Grant	0	0.00	\$0	0	0.00	\$0	0	0.00	\$0	0	0.00	\$0	0	0.00	\$0
Northeastern	0	0.00	\$0	0	0.00	\$0	1	3.00	\$31,940	4	2.00	\$29,045	1	2.00	\$32,326
Nye	0	0.00	\$0	0	0.00	\$0	0	0.00	\$0	0	0.00	\$0	0	0.00	\$0
Pershing	0	0.00	\$0	0	0.00	\$0	0	0.00	\$0	0	0.00	\$0	0	0.00	\$0
South Lyon	0	0.00	\$0	0	0.00	\$0	0	0.00	\$0	0	0.00	\$0	0	0.00	\$0
William Bee Ririe	3	3.33	\$57,419	1	2.00	\$17,708	0	0.00	\$0	0	0.00	\$0	0	0.00	\$0
Total	10	2.10	\$32,133	7	4.14	\$33,126	9	3.11	\$31,122	12	2.33	\$27,815	10	3.40	\$37,260
All Counties	319	4.76	\$54,746	272	4.79	\$58,463	297	4.41	\$57,484	301	4.64	\$66,040	293	4.68	\$69,638

Back & Neck Procedures Except Spinal Fusion (490-491)

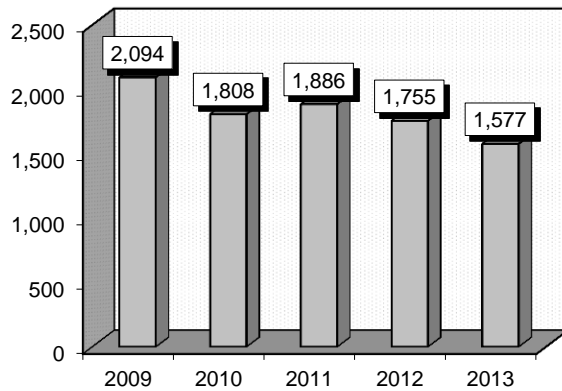
Procedures: that frequently accompanied Back & Neck Procedures Except Spinal Fusion were: 1) Excision of intervertebrae disc (8051), 2) Shunt or vascular bypass (392), 3) Injection of steroid (9923), 4) Insertion of total disc prosthetic, lumbar (8465), 5) Excision of lesion from soft tissue (8839), 6) Implantation of intraspine decompression device (8458).

Definitions: **Exploration:** Surgical intervention to find the cause of a disorder by opening a body cavity and examining the interior. **Decompression:** The removal of pressure.

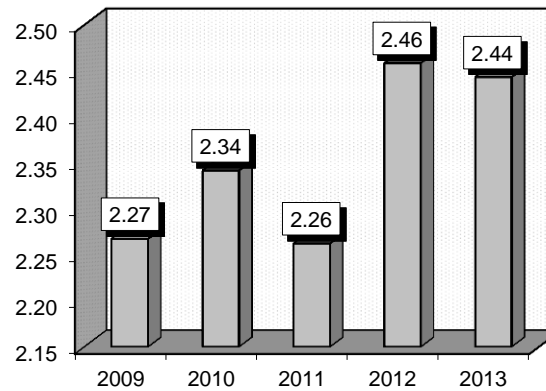
Comment: Additional related procedures included, but are not limited to, spinal cord exploration, excision of a spinal cord lesion, vertebral fracture repair, and insertion of a spinal stimulator. The spinal cord is an extension of the brain. It is protected by a bony structure called the vertebral or spinal column. There is a wide space that surrounds the spinal cord. This space contains the cerebrospinal fluid. All the information going from the brain to the limbs travels through the spinal cord. This then allows for movement. The spinal cord is the first relay station for sensory information (what we feel in our arms and legs) on its way to consciousness in various centers of the brain.

	2009			2010			2011			2012			2013		
Gender	Cases	Avg LOS	Avg Bill	Cases	Avg LOS	Avg Bill	Cases	Avg LOS	Avg Bill	Cases	Avg LOS	Avg Bill	Cases	Avg LOS	Avg Bill
Male	1,152	2.18	\$36,172	1,029	2.40	\$42,105	1,055	2.27	\$43,861	1,028	2.41	\$47,589	913	2.52	\$56,291
Female	942	2.38	\$37,257	779	2.27	\$39,951	831	2.25	\$42,208	727	2.53	\$46,749	664	2.33	\$53,879
Age Group	Cases	Avg LOS	Avg Bill	Cases	Avg LOS	Avg Bill	Cases	Avg LOS	Avg Bill	Cases	Avg LOS	Avg Bill	Cases	Avg LOS	Avg Bill
0-17	6	1.50	\$26,527	3	2.00	\$41,629	5	1.20	\$33,333	9	3.11	\$63,170	2	3.50	\$78,717
18-35	226	1.99	\$35,812	163	2.06	\$39,881	172	1.94	\$40,427	143	2.25	\$48,348	129	1.96	\$50,627
36-49	438	1.93	\$35,020	379	2.07	\$39,302	377	2.14	\$43,543	318	2.44	\$46,171	284	1.96	\$50,433
50-64	735	2.29	\$35,975	611	2.29	\$41,795	660	2.11	\$42,286	571	2.33	\$47,637	544	2.48	\$55,432
65+	689	2.55	\$38,800	652	2.62	\$42,009	672	2.58	\$44,499	714	2.60	\$46,979	618	2.73	\$58,257
Total	2,094	2.27	\$36,660	1,808	2.34	\$41,177	1,886	2.26	\$43,132	1,755	2.46	\$47,241	1,577	2.44	\$55,275

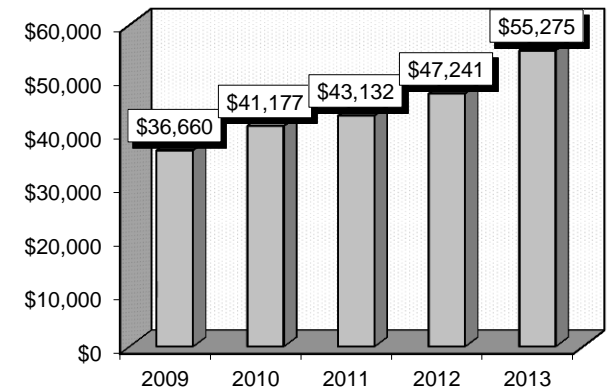
Patient Discharges



Average Length of Stay



Average Billed Charges



County / Hospital	2009			2010			2011			2012			2013		
	Cases	Avg LOS	Avg Bill	Cases	Avg LOS	Avg Bill	Cases	Avg LOS	Avg Bill	Cases	Avg LOS	Avg Bill	Cases	Avg LOS	Avg Bill
Clark															
Centennial Hills	2	6.00	\$47,084	0	0.00	\$0	12	2.58	\$52,071	13	1.69	\$48,843	15	2.07	\$60,146
Desert Springs	52	2.52	\$52,234	14	2.00	\$54,172	19	2.16	\$71,674	21	1.48	\$73,870	24	1.46	\$70,758
Mountain View	136	2.53	\$35,002	132	2.61	\$41,300	155	2.43	\$44,889	138	2.48	\$46,388	181	2.65	\$66,554
North Vista	7	1.00	\$33,745	25	1.76	\$44,823	37	2.38	\$55,877	32	3.06	\$66,453	35	3.00	\$66,643
Southern Hills	25	1.60	\$27,922	50	1.76	\$38,874	57	2.21	\$46,758	57	2.44	\$49,915	77	1.77	\$52,955
Spring Valley	102	2.61	\$45,254	82	2.90	\$49,232	83	2.19	\$47,617	63	2.56	\$54,803	69	3.01	\$62,062
St. Rose-Rose de Lima	1	1.00	\$130,176	2	1.50	\$92,525	0	0.00	\$0	0	0.00	\$0	0	0.00	\$0
St. Rose-San Martin	107	2.50	\$51,375	84	2.37	\$50,948	60	2.20	\$64,355	66	2.14	\$59,082	55	2.09	\$72,757
St. Rose-Siena	296	1.57	\$30,475	224	1.78	\$36,270	265	1.47	\$35,350	271	1.61	\$40,957	168	1.66	\$45,280
Summerlin	17	1.53	\$37,755	16	1.50	\$47,800	38	2.11	\$60,316	39	2.08	\$52,483	38	1.87	\$57,893
Sunrise	146	2.89	\$45,216	122	3.39	\$55,813	120	2.71	\$55,016	96	3.36	\$69,846	106	3.61	\$88,977
UMC	139	2.94	\$52,944	129	2.26	\$62,611	104	3.09	\$64,138	103	3.48	\$69,427	108	4.04	\$74,657
Valley	143	2.38	\$43,133	103	2.26	\$48,754	104	2.72	\$61,634	87	3.47	\$73,742	95	2.51	\$71,395
Total	1,173	2.33	\$41,381	983	2.35	\$47,378	1,054	2.25	\$50,126	986	2.47	\$55,101	971	2.59	\$65,319
Washoe															
Carson Tahoe	87	1.83	\$37,410	98	1.92	\$44,071	71	2.04	\$43,194	50	2.16	\$43,422	45	1.93	\$44,503
Northern Nevada	25	3.08	\$58,548	39	2.54	\$48,281	41	2.37	\$49,324	41	2.46	\$60,718	29	2.07	\$56,705
Renown Regional	460	2.38	\$25,140	458	2.56	\$27,915	448	2.42	\$26,361	417	2.63	\$29,208	273	2.32	\$31,232
Renown S. Meadows	0	0.00	\$0	0	0.00	\$0	0	0.00	\$0	0	0.00	\$0	0	0.00	\$0
Saint Mary's	313	2.02	\$35,460	200	2.09	\$40,798	257	2.12	\$43,735	247	2.21	\$46,085	248	2.12	\$45,369
Sierra Surgery	35	1.54	\$23,637	28	1.82	\$23,548	15	1.60	\$25,118	14	2.07	\$25,418	11	2.91	\$29,028
Total	920	2.19	\$30,662	823	2.34	\$33,786	832	2.28	\$34,273	769	2.45	\$37,164	606	2.21	\$39,182
Rural															
Battle Mountain	0	0.00	\$0	0	0.00	\$0	0	0.00	\$0	0	0.00	\$0	0	0.00	\$0
Boulder City	0	0.00	\$0	0	0.00	\$0	0	0.00	\$0	0	0.00	\$0	0	0.00	\$0
Carson Valley	0	0.00	\$0	0	0.00	\$0	0	0.00	\$0	0	0.00	\$0	0	0.00	\$0
Churchill	0	0.00	\$0	0	0.00	\$0	0	0.00	\$0	0	0.00	\$0	0	0.00	\$0
Desert View	0	0.00	\$0	0	0.00	\$0	0	0.00	\$0	0	0.00	\$0	0	0.00	\$0
Grover C. Dils	0	0.00	\$0	0	0.00	\$0	0	0.00	\$0	0	0.00	\$0	0	0.00	\$0
Humboldt	0	0.00	\$0	0	0.00	\$0	0	0.00	\$0	0	0.00	\$0	0	0.00	\$0
Incline Village	0	0.00	\$0	0	0.00	\$0	0	0.00	\$0	0	0.00	\$0	0	0.00	\$0
Mesa View	1	1.00	\$18,271	2	1.00	\$34,437	0	0.00	\$0	0	0.00	\$0	0	0.00	\$0
Mount Grant	0	0.00	\$0	0	0.00	\$0	0	0.00	\$0	0	0.00	\$0	0	0.00	\$0
Northeastern	0	0.00	\$0	0	0.00	\$0	0	0.00	\$0	0	0.00	\$0	0	0.00	\$0
Nye	0	0.00	\$0	0	0.00	\$0	0	0.00	\$0	0	0.00	\$0	0	0.00	\$0
Pershing	0	0.00	\$0	0	0.00	\$0	0	0.00	\$0	0	0.00	\$0	0	0.00	\$0
South Lyon	0	0.00	\$0	0	0.00	\$0	0	0.00	\$0	0	0.00	\$0	0	0.00	\$0
William Bee Ririe	0	0.00	\$0	0	0.00	\$0	0	0.00	\$0	0	0.00	\$0	0	0.00	\$0
Total	1	1.00	\$18,271	2	1.00	\$34,437	0	0.00	\$0	0	0.00	\$0	0	0.00	\$0
All Counties	2,094	2.27	\$36,660	1,808	2.34	\$41,177	1,886	2.26	\$43,132	1,755	2.46	\$47,241	1,577	2.44	\$55,275

Medical Back Problems (551-552)

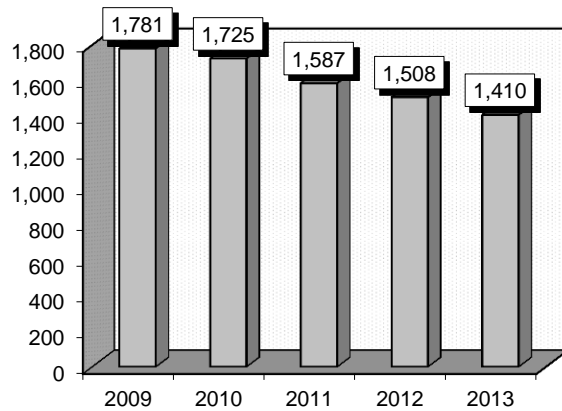
Diagnoses: that frequently accompanied Medical Back Problems were: 1) Hypertension (4019), 2) Tobacco use disorder (3051), 3) Closed fracture of lumbar vertebral column without mention of spinal cord injury (8054), 4) Lumbago (7242), 5) Closed fracture of the dorsal, thoracic vertebral column without mention of spinal cord injury (8052).

Definitions: **Vertebra:** Any one of the bones of the spinal column. **Intervertebral:** The space between two vertebrae. **Myelopathy:** Disease of the spinal cord. **Stenosis:** An abnormal condition characterized by the constriction or narrowing of an opening or passageway in a body structure. **Lumbago:** Pain in the lumbar, lower, region of the spinal cord caused by muscle strain, rheumatoid arthritis, osteoarthritis, or a herniated intervertebral disk. **Fracture:** a traumatic injury to a bone in which the continuity of the bone tissue is broken. **Dorsal:** The back of something. **Hypertension:** Elevated blood pressure persistently exceeding 140/90. Essential hypertension, the most common kind, has no single identifiable cause.

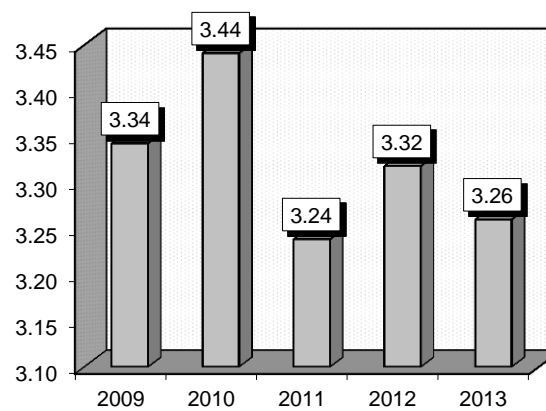
Comment: Diagnoses under this DRG, include but are not limited to, displacement of lumbar intervertebral disc without myelopathy, spinal stenosis, lumbago, closed fracture of dorsal vertebra and closed fracture of lumbar vertebra. It's interesting that persons with this diagnosis, as well as many other medical problems throughout this book, commonly have a diagnosis of tobacco use.

Gender	2009			2010			2011			2012			2013		
	Cases	Avg LOS	Avg Bill	Cases	Avg LOS	Avg Bill	Cases	Avg LOS	Avg Bill	Cases	Avg LOS	Avg Bill	Cases	Avg LOS	Avg Bill
Male	788	3.16	\$27,928	792	3.62	\$34,498	736	3.34	\$34,190	683	3.13	\$34,848	662	3.19	\$37,523
Female	993	3.49	\$27,508	933	3.29	\$28,705	851	3.16	\$31,608	825	3.48	\$34,928	748	3.32	\$36,862
Age Group	Cases	Avg LOS	Avg Bill	Cases	Avg LOS	Avg Bill	Cases	Avg LOS	Avg Bill	Cases	Avg LOS	Avg Bill	Cases	Avg LOS	Avg Bill
0-17	29	1.76	\$22,035	23	2.30	\$20,871	31	1.94	\$22,775	33	2.73	\$28,389	24	3.13	\$43,904
18-35	200	2.59	\$25,918	163	2.42	\$29,047	143	3.04	\$33,642	161	2.68	\$35,537	144	2.55	\$36,455
36-49	337	3.14	\$26,499	291	2.88	\$29,102	236	2.87	\$30,356	227	2.85	\$32,585	199	2.44	\$31,723
50-64	450	3.05	\$26,304	401	3.88	\$35,104	411	3.32	\$32,737	364	3.56	\$35,812	335	3.61	\$37,716
65+	765	3.86	\$29,716	847	3.66	\$31,103	766	3.40	\$33,847	723	3.51	\$35,306	708	3.47	\$38,364
Total	1,781	3.34	\$27,694	1,725	3.44	\$31,365	1,587	3.24	\$32,806	1,508	3.32	\$34,892	1,410	3.26	\$37,172

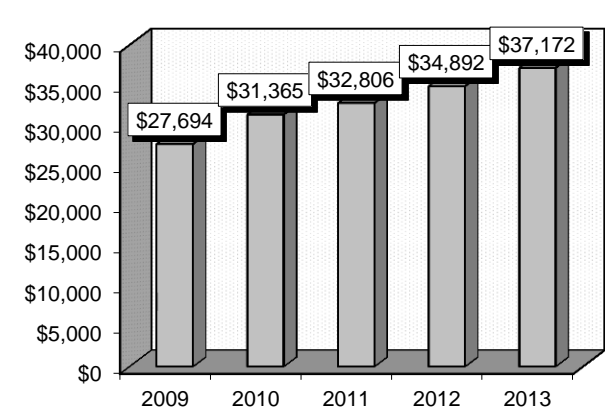
Patient Discharges



Average Length of Stay



Average Billed Charges



County / Hospital	2009			2010			2011			2012			2013		
	Cases	Avg LOS	Avg Bill	Cases	Avg LOS	Avg Bill	Cases	Avg LOS	Avg Bill	Cases	Avg LOS	Avg Bill	Cases	Avg LOS	Avg Bill
Clark															
Centennial Hills	106	3.17	\$28,116	83	3.10	\$31,709	53	3.96	\$41,875	35	3.20	\$35,256	51	2.92	\$44,430
Desert Springs	109	3.87	\$30,075	80	3.86	\$32,531	57	2.96	\$31,691	48	3.90	\$47,509	51	2.63	\$39,410
Mountain View	130	2.94	\$27,054	131	4.05	\$36,045	126	2.66	\$30,031	146	2.87	\$36,805	119	3.48	\$44,832
North Vista	18	4.11	\$31,159	15	3.73	\$31,936	18	5.67	\$49,364	28	3.39	\$27,310	25	3.28	\$28,222
Southern Hills	39	3.21	\$25,521	44	2.48	\$21,769	50	2.42	\$25,036	54	2.94	\$31,922	50	2.88	\$32,628
Spring Valley	99	2.97	\$23,749	83	2.80	\$28,144	64	3.63	\$38,735	67	3.66	\$38,113	55	3.87	\$42,544
St. Rose-Rose de Lima	24	4.29	\$32,407	49	4.73	\$38,783	35	3.03	\$35,527	15	4.07	\$47,569	19	3.21	\$42,509
St. Rose-San Martin	45	3.64	\$28,011	56	2.98	\$38,016	62	3.21	\$30,697	48	3.73	\$40,869	31	2.68	\$37,507
St. Rose-Siena	80	3.89	\$30,696	89	3.64	\$32,926	66	3.45	\$39,148	57	3.14	\$37,790	47	2.49	\$38,847
Summerlin	94	2.98	\$27,405	78	2.65	\$27,695	80	3.20	\$36,872	61	2.90	\$40,865	66	3.02	\$44,658
Sunrise	247	3.47	\$32,798	241	3.69	\$39,684	217	3.41	\$39,808	226	2.95	\$38,764	222	3.01	\$44,504
UMC	202	3.45	\$33,438	216	2.99	\$30,543	188	3.20	\$32,634	211	2.79	\$32,519	175	3.39	\$33,091
Valley	153	2.98	\$26,710	152	2.82	\$28,253	151	2.97	\$33,453	111	3.74	\$37,726	129	2.80	\$36,545
Total	1,346	3.34	\$29,491	1,317	3.33	\$32,881	1,167	3.21	\$35,076	1,107	3.15	\$37,093	1,040	3.09	\$39,824
Washoe															
Carson Tahoe	54	3.30	\$18,465	56	3.91	\$25,191	54	3.35	\$26,040	51	3.43	\$24,028	38	3.50	\$27,345
Northern Nevada	14	3.21	\$24,583	26	2.92	\$23,452	17	3.12	\$39,610	11	2.36	\$26,436	13	2.85	\$31,745
Renown Regional	226	3.28	\$26,296	224	4.10	\$30,946	245	3.38	\$29,155	219	4.41	\$35,259	176	3.89	\$35,239
Renown S. Meadows	28	3.54	\$19,960	28	3.32	\$22,986	23	2.52	\$21,347	16	2.88	\$24,492	4	3.00	\$22,402
Saint Mary's	44	3.68	\$19,704	23	3.91	\$24,291	28	2.57	\$23,544	45	2.87	\$22,294	91	3.58	\$23,713
Sierra Surgery	0	0.00	\$0	0	0.00	\$0	0	0.00	\$0	1	1.00	\$3,817	0	0.00	\$0
Total	366	3.35	\$23,798	357	3.91	\$28,445	367	3.25	\$28,264	343	3.91	\$31,011	322	3.70	\$30,749
Rural															
Battle Mountain	0	0.00	\$0	2	2.00	\$2,071	1	3.00	\$2,938	2	2.50	\$6,202	0	0.00	\$0
Boulder City	9	3.33	\$5,727	4	3.25	\$4,228	6	4.17	\$6,223	5	3.20	\$7,232	3	4.00	\$10,587
Carson Valley	3	1.67	\$9,627	2	2.00	\$7,751	0	0.00	\$0	2	1.50	\$7,624	1	1.00	\$3,484
Churchill	5	3.40	\$13,215	11	3.00	\$15,534	16	5.25	\$19,256	10	3.90	\$19,151	5	4.00	\$19,413
Desert View	18	2.56	\$11,260	13	3.31	\$13,543	9	3.11	\$14,128	9	3.00	\$12,782	9	2.00	\$10,050
Grover C. Dils	1	5.00	\$4,341	3	3.33	\$6,194	0	0.00	\$0	2	3.50	\$3,077	2	3.50	\$3,378
Humboldt	2	1.50	\$5,440	1	1.00	\$13,285	3	1.00	\$6,423	4	1.75	\$9,200	1	8.00	\$37,054
Incline Village	0	0.00	\$0	0	0.00	\$0	0	0.00	\$0	0	0.00	\$0	0	0.00	\$0
Mesa View	14	2.57	\$10,291	3	2.67	\$10,817	3	2.33	\$10,723	0	0.00	\$0	2	3.00	\$16,150
Mount Grant	2	4.00	\$16,063	2	2.00	\$3,608	3	6.67	\$19,009	1	1.00	\$3,354	2	9.50	\$34,901
Northeastern	7	6.71	\$37,038	6	2.67	\$20,843	8	1.88	\$17,517	15	3.07	\$26,473	17	4.41	\$37,815
Nye	0	0.00	\$0	1	3.00	\$22,760	0	0.00	\$0	3	3.33	\$15,422	0	0.00	\$0
Pershing	0	0.00	\$0	0	0.00	\$0	1	2.00	\$4,461	0	0.00	\$0	2	5.00	\$8,497
South Lyon	1	1.00	\$3,577	0	0.00	\$0	1	6.00	\$9,000	1	5.00	\$16,114	1	4.00	\$7,277
William Bee Ririe	7	4.29	\$16,280	3	4.33	\$14,143	2	2.50	\$9,016	4	3.00	\$10,446	3	2.00	\$19,626
Total	69	3.30	\$13,295	51	2.98	\$12,652	53	3.74	\$14,257	58	3.07	\$15,826	48	3.88	\$22,806
All Counties	1,781	3.34	\$27,694	1,725	3.44	\$31,365	1,587	3.24	\$32,806	1,508	3.32	\$34,892	1,410	3.26	\$37,172

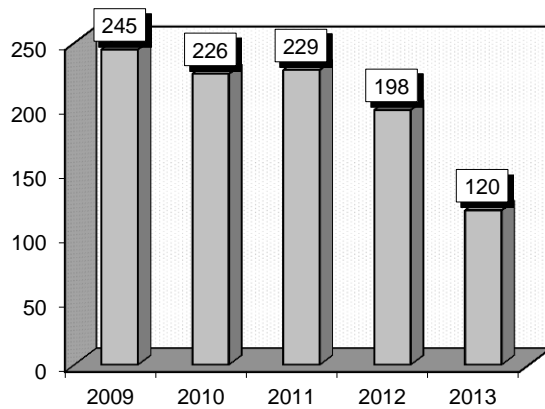
Mastectomy For Malignancy (582-583)

Procedures: that frequently accompanied Mastectomy For Malignancy were: 1) Venous catheterization (3893), 2) Excision of axillary lymph node (4023), 3) Biopsy of lymphatic structure (4023), 4) Open biopsy of breast (8512), 5) Insertion of totally implantable vascular access device [VAD] (8607), 6) Regional lymph node excision (403), 7) Removal of breast implant (8594), 8) Mammoplasty (8589).

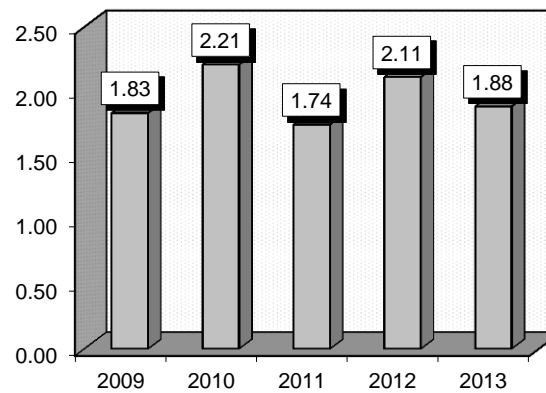
Definitions: Mastectomy: Mastectomy is undertaken in cases where the cancer is large or where tests have revealed abnormal changes in the breast tumour. In this instance, the entire breast is removed. Bilateral mastectomy is the removal of both breasts. **Malignancy:** A cancerous tumor that can invade and destroy nearby tissue and spread to other parts of the body. **Catheterization:** Passage of a tubular, flexible surgical instrument into a body channel or cavity to withdraw or introduce fluid. **Excision:** Surgical removal of a part of the body, including cancerous growth. **Axillary lymph node:** A lymph node in the armpit region that drains lymph channels from the breast. **Biopsy:** The removal of a sample of tissue for examination under a microscope to check for cancer cells. **Mammoplasty:** Any reconstructive or cosmetic surgical procedure that alters the size or shape of the breast.

Gender	2009			2010			2011			2012			2013		
	Cases	Avg LOS	Avg Bill	Cases	Avg LOS	Avg Bill	Cases	Avg LOS	Avg Bill	Cases	Avg LOS	Avg Bill	Cases	Avg LOS	Avg Bill
Male	0	0.00	\$0	3	1.00	\$29,774	1	1.00	\$21,790	1	2.00	\$25,001	1	2.00	\$14,365
Female	245	1.83	\$35,443	223	2.22	\$39,079	228	1.75	\$48,404	197	2.11	\$51,849	119	1.88	\$50,394
Age Group	Cases	Avg LOS	Avg Bill	Cases	Avg LOS	Avg Bill	Cases	Avg LOS	Avg Bill	Cases	Avg LOS	Avg Bill	Cases	Avg LOS	Avg Bill
0-17	0	0.00	\$0	0	0.00	\$0	0	0.00	\$0	0	0.00	\$0	0	0.00	\$0
18-35	8	1.38	\$51,366	5	1.20	\$50,530	4	2.50	\$56,436	6	1.33	\$70,637	3	1.00	\$53,804
36-49	55	1.69	\$45,961	44	1.89	\$46,408	37	1.73	\$63,530	47	2.26	\$59,189	27	1.67	\$55,016
50-64	85	1.86	\$34,160	68	2.82	\$42,512	89	1.91	\$53,398	61	2.38	\$52,954	39	2.05	\$57,649
65+	97	1.93	\$29,291	109	2.00	\$33,198	99	1.57	\$37,668	84	1.89	\$45,278	51	1.92	\$41,493
Total	245	1.83	\$35,443	226	2.21	\$38,956	229	1.74	\$48,288	198	2.11	\$51,713	120	1.88	\$50,094

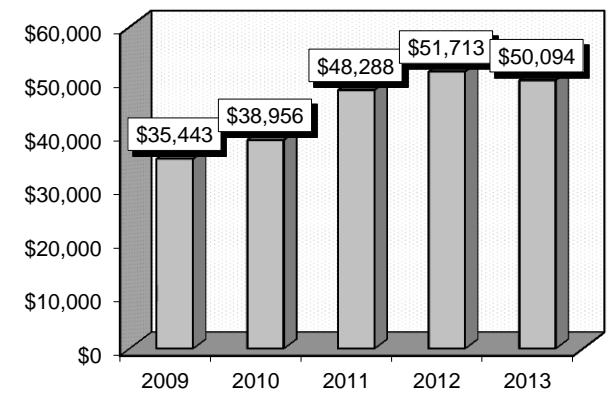
Patient Discharges



Average Length of Stay



Average Billed Charges



County / Hospital	2009			2010			2011			2012			2013		
	Cases	Avg LOS	Avg Bill	Cases	Avg LOS	Avg Bill	Cases	Avg LOS	Avg Bill	Cases	Avg LOS	Avg Bill	Cases	Avg LOS	Avg Bill
Clark															
Centennial Hills	1	1.00	\$19,921	0	0.00	\$0	6	2.50	\$46,049	4	3.25	\$97,872	4	2.75	\$87,393
Desert Springs	7	4.14	\$34,024	7	5.29	\$49,559	10	2.70	\$105,970	6	2.33	\$122,429	2	2.50	\$89,140
Mountain View	21	2.10	\$33,148	16	1.31	\$29,543	7	1.29	\$25,442	9	1.22	\$33,006	9	2.78	\$66,472
North Vista	1	1.00	\$33,567	3	3.33	\$32,559	1	1.00	\$142,920	0	0.00	\$0	0	0.00	\$0
Southern Hills	1	1.00	\$15,245	2	1.00	\$19,800	3	1.33	\$29,535	3	1.33	\$30,328	3	3.33	\$55,077
Spring Valley	30	1.70	\$26,567	39	1.54	\$36,252	52	1.60	\$53,409	56	1.70	\$53,643	7	1.57	\$40,381
St. Rose-Rose de Lima	5	1.20	\$23,401	5	1.20	\$31,934	2	1.50	\$22,855	3	1.00	\$38,473	4	1.75	\$33,473
St. Rose-San Martin	1	1.00	\$20,010	0	0.00	\$0	0	0.00	\$0	0	0.00	\$0	1	1.00	\$115,715
St. Rose-Siena	5	1.80	\$34,781	4	1.25	\$28,735	2	3.00	\$50,927	2	6.00	\$68,960	0	0.00	\$0
Summerlin	15	2.73	\$40,844	11	2.00	\$42,438	19	1.42	\$47,174	4	4.50	\$141,237	3	2.33	\$75,364
Sunrise	49	1.53	\$54,281	32	1.50	\$54,873	19	1.26	\$83,679	11	1.36	\$84,393	0	0.00	\$0
UMC	18	1.72	\$53,851	12	3.17	\$47,863	12	1.33	\$46,755	8	1.88	\$50,303	5	2.60	\$93,571
Valley	29	1.34	\$22,745	25	3.08	\$32,556	19	1.68	\$34,818	19	4.05	\$36,918	16	1.75	\$48,871
Total	183	1.80	\$38,319	156	2.09	\$40,105	152	1.63	\$55,127	125	2.22	\$58,949	54	2.19	\$61,102
Washoe															
Carson Tahoe	2	1.50	\$24,768	0	0.00	\$0	1	3.00	\$48,100	0	0.00	\$0	1	2.00	\$59,213
Northern Nevada	0	0.00	\$0	1	1.00	\$24,318	6	2.33	\$30,101	7	1.57	\$39,842	4	1.50	\$53,676
Renown Regional	26	2.00	\$23,863	32	3.09	\$34,141	34	2.06	\$30,799	28	2.07	\$33,456	21	2.05	\$42,943
Renown S. Meadows	5	3.00	\$29,404	1	2.00	\$27,923	1	2.00	\$18,002	2	1.00	\$38,105	5	1.40	\$45,805
Saint Mary's	19	1.68	\$33,510	26	1.96	\$44,958	23	1.87	\$47,624	27	2.00	\$49,149	25	1.32	\$40,525
Sierra Surgery	1	3.00	\$19,339	0	0.00	\$0	0	0.00	\$0	2	1.00	\$35,311	3	1.33	\$50,954
Total	53	1.98	\$27,793	60	2.55	\$38,561	65	2.03	\$36,757	66	1.92	\$40,750	59	1.61	\$43,572
Rural															
Battle Mountain	0	0.00	\$0	0	0.00	\$0	0	0.00	\$0	0	0.00	\$0	0	0.00	\$0
Boulder City	0	0.00	\$0	0	0.00	\$0	0	0.00	\$0	0	0.00	\$0	0	0.00	\$0
Carson Valley	0	0.00	\$0	0	0.00	\$0	1	1.00	\$28,788	0	0.00	\$0	0	0.00	\$0
Churchill	6	1.50	\$20,615	5	2.40	\$28,600	3	1.33	\$17,568	3	1.67	\$22,905	5	1.80	\$19,155
Desert View	0	0.00	\$0	1	1.00	\$12,867	1	2.00	\$11,769	0	0.00	\$0	0	0.00	\$0
Grover C. Dils	0	0.00	\$0	0	0.00	\$0	0	0.00	\$0	0	0.00	\$0	0	0.00	\$0
Humboldt	1	1.00	\$16,991	0	0.00	\$0	0	0.00	\$0	1	2.00	\$15,105	1	1.00	\$16,379
Incline Village	0	0.00	\$0	0	0.00	\$0	0	0.00	\$0	0	0.00	\$0	0	0.00	\$0
Mesa View	0	0.00	\$0	1	2.00	\$15,797	1	2.00	\$15,596	0	0.00	\$0	0	0.00	\$0
Mount Grant	0	0.00	\$0	0	0.00	\$0	0	0.00	\$0	0	0.00	\$0	0	0.00	\$0
Northeastern	2	2.50	\$28,788	3	1.67	\$20,771	6	1.83	\$30,102	3	2.33	\$32,454	1	3.00	\$28,910
Nye	0	0.00	\$0	0	0.00	\$0	0	0.00	\$0	0	0.00	\$0	0	0.00	\$0
Pershing	0	0.00	\$0	0	0.00	\$0	0	0.00	\$0	0	0.00	\$0	0	0.00	\$0
South Lyon	0	0.00	\$0	0	0.00	\$0	0	0.00	\$0	0	0.00	\$0	0	0.00	\$0
William Bee Ririe	0	0.00	\$0	0	0.00	\$0	0	0.00	\$0	0	0.00	\$0	0	0.00	\$0
Total	9	1.67	\$22,028	10	2.00	\$23,398	12	1.67	\$24,123	7	2.00	\$25,883	7	1.86	\$20,152
All Counties	245	1.83	\$35,443	226	2.21	\$38,956	229	1.74	\$48,288	198	2.11	\$51,713	120	1.88	\$50,094

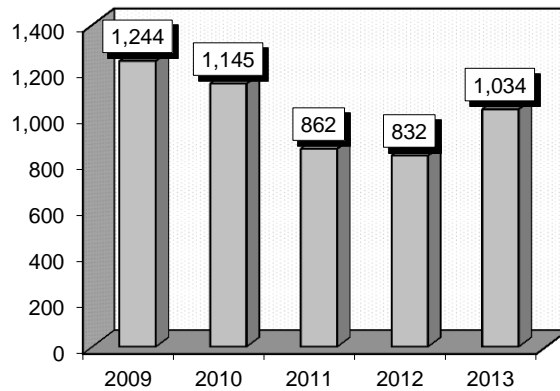
Operating Room Procedures For Obesity (619-621)

Procedures: that frequently accompanied Operating Room Procedures For Obesity were: 1) Laparoscopic gastroenterostomy (4438), 2) Laparoscopic gastric restriction procedure (4495), 3) Laparoscopic peritoneal adhesiolysis (5451), 4) Abdominal repair of diaphragmatic hernia (537), 5) Laparoscopic gastroplasty (4468).

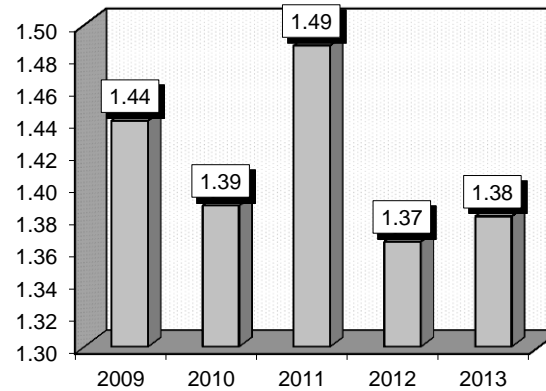
Definitions: **Laproscopy:** The insertion of a thin lighted tube with a camera (laparoscope) used to assist in operations without the need for making large incisions. **Gastroenterostomy:** The surgical creation of a connection between the stomach and the jejunum. **Jejunum:** The longest part of the small intestine extending from the duodenum to the ileum. **Duodenum:** The first part of the small intestine. It is located below the stomach. **Ileum:** The lowest section of the small intestine. It is involved in absorbing digested food into the body. **Peritoneal:** A membrane that lines the wall of the abdominal cavity. **Adhesiolysis:** The treatment for the removal of scarlike tissue that forms between two surfaces within the body. **Diaphragmatic hernia:** A hole in the diaphragm through which the bowels can pass through. **Gastroplasty:** Any surgical treatment of the stomach or lower esophagus used to decrease the size of the stomach. This procedure is often done by dividing the stomach into a large and small pouch through the use of staples.

Gender	2009			2010			2011			2012			2013		
	Cases	Avg LOS	Avg Bill	Cases	Avg LOS	Avg Bill	Cases	Avg LOS	Avg Bill	Cases	Avg LOS	Avg Bill	Cases	Avg LOS	Avg Bill
Male	344	1.47	\$41,597	295	1.38	\$44,877	231	1.38	\$46,927	212	1.28	\$51,233	260	1.35	\$51,495
Female	900	1.43	\$37,892	850	1.39	\$42,523	631	1.53	\$47,022	620	1.40	\$52,024	774	1.39	\$48,849
Age Group	Cases	Avg LOS	Avg Bill	Cases	Avg LOS	Avg Bill	Cases	Avg LOS	Avg Bill	Cases	Avg LOS	Avg Bill	Cases	Avg LOS	Avg Bill
0-17	0	0.00	\$0	2	2.50	\$33,215	2	1.00	\$46,943	1	1.00	\$52,310	1	6.00	\$19,251
18-35	220	1.34	\$38,183	172	1.37	\$41,054	157	1.50	\$44,979	150	1.29	\$49,574	166	1.31	\$49,650
36-49	446	1.36	\$37,823	377	1.41	\$43,621	295	1.44	\$46,904	290	1.41	\$52,873	366	1.35	\$49,843
50-64	423	1.60	\$40,454	409	1.47	\$44,486	287	1.54	\$47,977	283	1.35	\$51,288	390	1.40	\$49,253
65+	155	1.39	\$38,906	185	1.16	\$41,165	121	1.46	\$47,518	108	1.38	\$53,521	111	1.49	\$49,418
Total	1,244	1.44	\$38,916	1,145	1.39	\$43,129	862	1.49	\$46,997	832	1.37	\$51,823	1,034	1.38	\$49,514

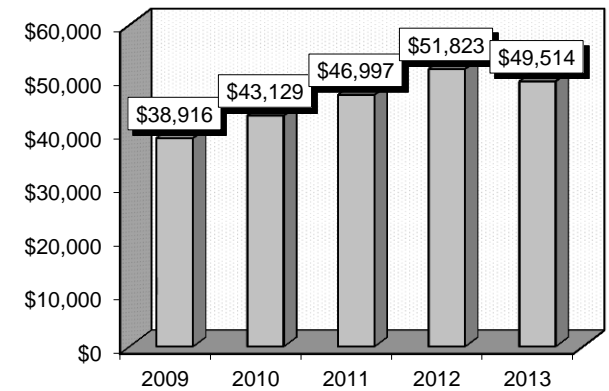
Patient Discharges



Average Length of Stay



Average Billed Charges



County / Hospital	2009			2010			2011			2012			2013		
	Cases	Avg LOS	Avg Bill	Cases	Avg LOS	Avg Bill	Cases	Avg LOS	Avg Bill	Cases	Avg LOS	Avg Bill	Cases	Avg LOS	Avg Bill
Clark															
Centennial Hills	0	0.00	\$0	0	0.00	\$0	0	0.00	\$0	0	0.00	\$0	0	0.00	\$0
Desert Springs	130	1.25	\$47,042	140	1.21	\$50,567	131	1.50	\$60,146	476	1.30	\$57,929	362	1.38	\$60,108
Mountain View	27	2.33	\$81,835	21	1.67	\$68,181	21	1.52	\$54,551	9	1.56	\$81,437	9	2.11	\$104,786
North Vista	560	1.13	\$35,577	520	1.14	\$39,148	410	1.13	\$40,535	114	1.27	\$43,929	323	1.07	\$41,615
Southern Hills	0	0.00	\$0	1	2.00	\$45,585	0	0.00	\$0	0	0.00	\$0	1	4.00	\$77,967
Spring Valley	0	0.00	\$0	0	0.00	\$0	0	0.00	\$0	0	0.00	\$0	1	4.00	\$119,443
St. Rose-Rose de Lima	199	1.58	\$39,076	141	1.81	\$52,652	67	1.78	\$55,222	3	1.00	\$57,765	1	1.00	\$56,517
St. Rose-San Martin	0	0.00	\$0	0	0.00	\$0	0	0.00	\$0	0	0.00	\$0	1	6.00	\$139,289
St. Rose-Siena	1	3.00	\$58,323	0	0.00	\$0	0	0.00	\$0	0	0.00	\$0	1	4.00	\$179,374
Summerlin	10	1.40	\$56,148	6	1.17	\$65,530	0	0.00	\$0	1	1.00	\$98,520	2	3.50	\$56,853
Sunrise	0	0.00	\$0	1	3.00	\$79,244	0	0.00	\$0	2	1.50	\$64,997	13	1.38	\$82,916
UMC	22	2.27	\$76,294	12	2.83	\$97,126	16	6.44	\$146,514	21	2.00	\$64,084	26	1.54	\$55,068
Valley	0	0.00	\$0	0	0.00	\$0	2	4.00	\$71,781	0	0.00	\$0	0	0.00	\$0
Total	949	1.30	\$40,382	842	1.31	\$45,102	647	1.43	\$49,199	626	1.32	\$56,010	740	1.28	\$53,162
Washoe															
Carson Tahoe	0	0.00	\$0	0	0.00	\$0	0	0.00	\$0	0	0.00	\$0	0	0.00	\$0
Northern Nevada	0	0.00	\$0	0	0.00	\$0	0	0.00	\$0	0	0.00	\$0	0	0.00	\$0
Renown Regional	46	2.02	\$30,835	28	1.93	\$37,756	32	1.75	\$41,825	21	1.48	\$40,078	52	2.33	\$44,796
Renown S. Meadows	97	1.64	\$31,065	95	1.51	\$34,327	71	1.58	\$36,392	102	1.41	\$36,531	140	1.42	\$35,583
Saint Mary's	146	2.03	\$37,716	177	1.62	\$39,539	112	1.71	\$42,475	82	1.59	\$42,053	100	1.56	\$44,794
Sierra Surgery	6	1.17	\$25,135	3	1.67	\$30,231	0	0.00	\$0	1	2.00	\$37,799	2	1.00	\$33,721
Total	295	1.88	\$34,200	303	1.61	\$37,648	215	1.67	\$40,370	206	1.49	\$39,097	294	1.63	\$40,333
Rural															
Battle Mountain	0	0.00	\$0	0	0.00	\$0	0	0.00	\$0	0	0.00	\$0	0	0.00	\$0
Boulder City	0	0.00	\$0	0	0.00	\$0	0	0.00	\$0	0	0.00	\$0	0	0.00	\$0
Carson Valley	0	0.00	\$0	0	0.00	\$0	0	0.00	\$0	0	0.00	\$0	0	0.00	\$0
Churchill	0	0.00	\$0	0	0.00	\$0	0	0.00	\$0	0	0.00	\$0	0	0.00	\$0
Desert View	0	0.00	\$0	0	0.00	\$0	0	0.00	\$0	0	0.00	\$0	0	0.00	\$0
Grover C. Dils	0	0.00	\$0	0	0.00	\$0	0	0.00	\$0	0	0.00	\$0	0	0.00	\$0
Humboldt	0	0.00	\$0	0	0.00	\$0	0	0.00	\$0	0	0.00	\$0	0	0.00	\$0
Incline Village	0	0.00	\$0	0	0.00	\$0	0	0.00	\$0	0	0.00	\$0	0	0.00	\$0
Mesa View	0	0.00	\$0	0	0.00	\$0	0	0.00	\$0	0	0.00	\$0	0	0.00	\$0
Mount Grant	0	0.00	\$0	0	0.00	\$0	0	0.00	\$0	0	0.00	\$0	0	0.00	\$0
Northeastern	0	0.00	\$0	0	0.00	\$0	0	0.00	\$0	0	0.00	\$0	0	0.00	\$0
Nye	0	0.00	\$0	0	0.00	\$0	0	0.00	\$0	0	0.00	\$0	0	0.00	\$0
Pershing	0	0.00	\$0	0	0.00	\$0	0	0.00	\$0	0	0.00	\$0	0	0.00	\$0
South Lyon	0	0.00	\$0	0	0.00	\$0	0	0.00	\$0	0	0.00	\$0	0	0.00	\$0
William Bee Ririe	0	0.00	\$0	0	0.00	\$0	0	0.00	\$0	0	0.00	\$0	0	0.00	\$0
Total	0	0.00	\$0	0	0.00	\$0	0	0.00	\$0	0	0.00	\$0	0	0.00	\$0
All Counties	1,244	1.44	\$38,916	1,145	1.39	\$43,129	862	1.49	\$46,997	832	1.37	\$51,823	1,034	1.38	\$49,514

Diabetes (637-639)

Diagnoses: that frequently accompanied Diabetes were: 1) Hypertension (4019), 2) Diabetes with other specified manifestations such as diabetic hypoglycemia and hypoglycemic shock (25080), 3) Long term use of insulin (V5867), 4) Tobacco use disorder (3051), 5) Dehydration (27651), 6) Diabetes Mellitus with ketoacidosis (25011), 7) History of past noncompliance (V1581).

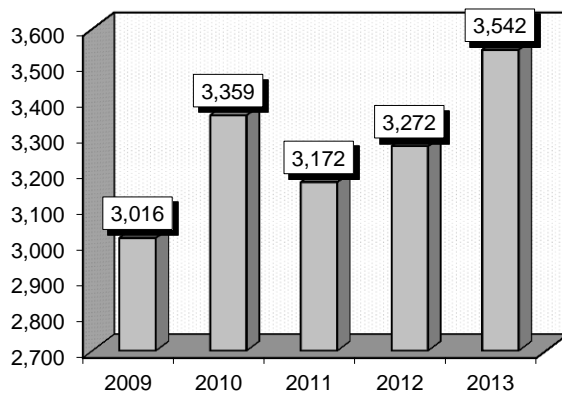
Definitions: Hypertension: Elevated blood pressure persistently exceeding 140/90. Essential hypertension, the most common kind, has no single identifiable cause.

Ketoacidosis: High blood glucose; often caused by illness or taking too little insulin. A life-threatening condition in which ketones, which result from the breakdown of fat for energy, accumulate in the bloodstream and the pH of the blood decreases.

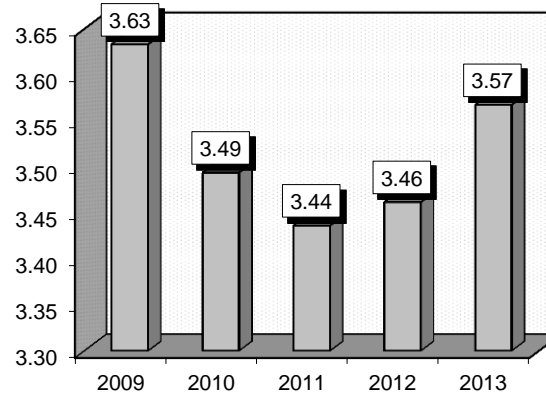
Comment: Diabetes is a disease in which blood sugar (glucose) levels are abnormally high because the body does not produce enough insulin. In Type 1 diabetes more than 90% of the insulin-producing cells of the pancreas are permanently destroyed. The pancreas produces little or no insulin. Most people who have Type 1 diabetes develop the disease before age 30. In Type 2 diabetes, the pancreas continues to produce insulin, sometimes even at higher than normal levels. However, the body develops resistance to the effects of insulin, so there is not enough insulin to meet the body's needs. Type 2 diabetes may occur in children and adolescents but usually begins in people older than 30 and becomes progressively more common with age.

Gender	2009			2010			2011			2012			2013		
	Cases	Avg LOS	Avg Bill	Cases	Avg LOS	Avg Bill	Cases	Avg LOS	Avg Bill	Cases	Avg LOS	Avg Bill	Cases	Avg LOS	Avg Bill
Male	1,671	3.77	\$28,291	1,885	3.59	\$30,520	1,749	3.51	\$32,357	1,800	3.34	\$33,715	1,926	3.57	\$37,998
Female	1,345	3.46	\$26,503	1,474	3.37	\$28,595	1,423	3.34	\$32,706	1,472	3.61	\$36,095	1,616	3.56	\$38,274
Age Group	Cases	Avg LOS	Avg Bill	Cases	Avg LOS	Avg Bill	Cases	Avg LOS	Avg Bill	Cases	Avg LOS	Avg Bill	Cases	Avg LOS	Avg Bill
0-17	329	2.82	\$15,030	305	2.88	\$15,440	312	2.99	\$19,021	307	2.95	\$21,540	300	3.44	\$26,839
18-35	777	3.05	\$24,990	930	3.08	\$27,140	930	3.00	\$29,806	852	2.98	\$30,454	1,034	3.14	\$33,710
36-49	627	4.22	\$31,679	706	3.74	\$31,813	625	3.49	\$34,773	643	3.50	\$36,928	744	3.31	\$37,758
50-64	702	4.17	\$31,579	772	3.86	\$34,042	725	4.21	\$39,147	831	3.88	\$39,497	790	4.12	\$42,231
65+	581	3.60	\$28,446	646	3.68	\$32,491	580	3.34	\$33,385	639	3.76	\$38,641	674	3.92	\$45,508
Total	3,016	3.63	\$27,493	3,359	3.49	\$29,675	3,172	3.44	\$32,513	3,272	3.46	\$34,785	3,542	3.57	\$38,124

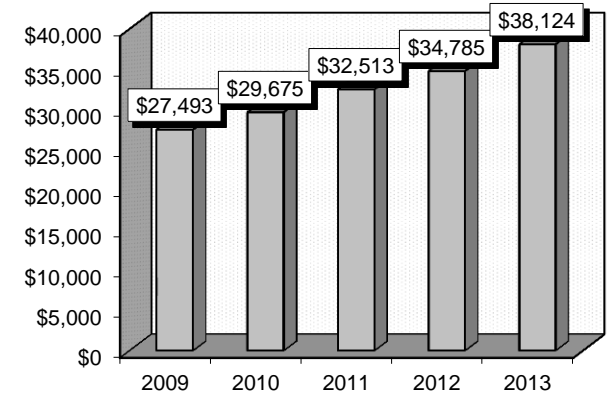
Patient Discharges



Average Length of Stay



Average Billed Charges



County / Hospital	2009			2010			2011			2012			2013		
	Cases	Avg LOS	Avg Bill	Cases	Avg LOS	Avg Bill	Cases	Avg LOS	Avg Bill	Cases	Avg LOS	Avg Bill	Cases	Avg LOS	Avg Bill
Clark															
Centennial Hills	137	3.24	\$29,112	140	3.47	\$36,258	101	2.74	\$29,980	124	3.54	\$49,656	208	3.13	\$47,409
Desert Springs	172	3.40	\$26,672	151	3.74	\$29,529	157	3.51	\$35,148	160	4.39	\$54,345	197	4.59	\$57,696
Mountain View	172	3.90	\$35,396	222	3.72	\$39,740	186	3.42	\$40,329	192	3.68	\$45,879	209	3.67	\$48,069
North Vista	137	3.92	\$33,008	203	3.88	\$33,489	170	4.93	\$49,084	183	4.77	\$37,323	216	4.86	\$41,451
Southern Hills	46	4.15	\$33,435	48	3.31	\$33,594	54	3.00	\$34,658	53	2.92	\$32,167	51	3.41	\$38,105
Spring Valley	133	3.20	\$28,967	168	4.15	\$43,849	142	3.47	\$47,066	134	3.76	\$46,808	160	3.54	\$48,413
St. Rose-Rose de Lima	129	4.03	\$30,812	151	3.70	\$33,640	106	3.07	\$30,923	83	3.30	\$37,376	117	3.41	\$37,757
St. Rose-San Martin	94	2.80	\$22,839	117	3.15	\$26,533	117	2.94	\$28,243	116	3.72	\$34,494	92	3.55	\$37,005
St. Rose-Siena	157	3.30	\$27,117	147	3.05	\$27,809	129	3.78	\$36,027	173	3.19	\$33,146	172	3.38	\$38,723
Summerlin	180	2.87	\$26,945	198	2.87	\$28,500	189	3.21	\$40,137	174	2.96	\$42,579	192	3.57	\$49,236
Sunrise	303	4.54	\$34,879	295	3.81	\$38,805	334	3.32	\$36,186	346	3.21	\$38,715	330	3.65	\$47,467
UMC	452	4.13	\$27,350	498	3.57	\$24,530	483	3.51	\$25,740	499	3.18	\$25,002	506	3.46	\$23,504
Valley	198	3.66	\$34,350	235	3.39	\$32,757	188	3.82	\$46,503	167	4.02	\$56,527	207	3.67	\$59,679
Total	2,310	3.74	\$30,103	2,573	3.56	\$32,418	2,356	3.50	\$36,088	2,404	3.54	\$39,112	2,657	3.70	\$42,816
Washoe															
Carson Tahoe	110	2.60	\$15,433	102	3.14	\$20,543	107	2.44	\$17,096	103	2.88	\$21,616	86	3.08	\$22,821
Northern Nevada	31	2.45	\$20,564	45	2.58	\$23,263	42	2.43	\$24,104	42	2.57	\$26,965	35	2.20	\$26,831
Renown Regional	279	3.88	\$23,113	316	3.74	\$24,436	367	3.97	\$26,920	363	3.75	\$27,508	420	3.72	\$28,881
Renown S. Meadows	36	3.19	\$23,271	36	2.89	\$22,869	27	2.78	\$23,433	43	3.07	\$24,039	25	2.16	\$20,970
Saint Mary's	103	3.57	\$19,511	115	3.23	\$17,410	92	3.02	\$19,093	139	3.19	\$17,941	137	2.84	\$18,242
Sierra Surgery	0	0.00	\$0	0	0.00	\$0	0	0.00	\$0	0	0.00	\$0	0	0.00	\$0
Total	559	3.45	\$20,807	614	3.41	\$22,295	635	3.42	\$23,796	690	3.40	\$24,452	703	3.34	\$25,683
Rural															
Battle Mountain	0	0.00	\$0	0	0.00	\$0	0	0.00	\$0	1	1.00	\$6,748	1	1.00	\$7,385
Boulder City	10	1.80	\$5,414	9	4.00	\$7,324	12	2.83	\$8,142	6	4.17	\$15,317	5	5.40	\$21,714
Carson Valley	14	3.43	\$19,920	17	2.06	\$16,558	11	2.64	\$24,007	9	3.00	\$26,359	10	3.00	\$22,815
Churchill	33	2.94	\$12,262	39	3.72	\$18,425	27	3.15	\$18,124	37	2.95	\$13,752	33	3.15	\$16,594
Desert View	5	2.20	\$8,053	6	2.67	\$10,502	10	3.00	\$13,062	11	2.91	\$15,470	26	2.46	\$13,326
Grover C. Dils	2	3.00	\$5,511	2	2.50	\$6,779	3	3.00	\$8,322	5	1.20	\$2,770	3	1.33	\$2,874
Humboldt	13	2.62	\$9,942	9	1.89	\$8,722	15	3.00	\$18,858	17	2.82	\$18,977	13	2.69	\$16,824
Incline Village	0	0.00	\$0	0	0.00	\$0	0	0.00	\$0	0	0.00	\$0	0	0.00	\$0
Mesa View	9	2.44	\$11,923	13	1.92	\$10,614	15	2.93	\$14,545	20	1.90	\$11,098	12	2.25	\$13,835
Mount Grant	9	3.22	\$7,909	9	3.00	\$9,589	6	2.50	\$9,066	6	3.00	\$8,980	2	3.50	\$12,777
Northeastern	33	2.24	\$15,022	43	2.60	\$20,916	61	2.36	\$20,196	57	2.56	\$20,923	66	2.27	\$21,952
Nye	3	1.67	\$6,981	3	2.67	\$12,871	8	2.13	\$9,029	2	1.00	\$4,301	0	0.00	\$0
Pershing	4	2.50	\$6,340	2	2.00	\$3,906	2	3.50	\$10,640	2	2.00	\$5,041	0	0.00	\$0
South Lyon	5	3.40	\$4,950	4	2.25	\$6,928	0	0.00	\$0	0	0.00	\$0	2	3.00	\$7,104
William Bee Ririe	7	3.00	\$12,603	16	2.63	\$10,013	11	2.36	\$10,058	5	2.00	\$16,130	9	1.22	\$10,739
Total	147	2.67	\$11,916	172	2.80	\$14,995	181	2.68	\$16,565	178	2.62	\$16,399	182	2.56	\$17,675
All Counties	3,016	3.63	\$27,493	3,359	3.49	\$29,675	3,172	3.44	\$32,513	3,272	3.46	\$34,785	3,542	3.57	\$38,124

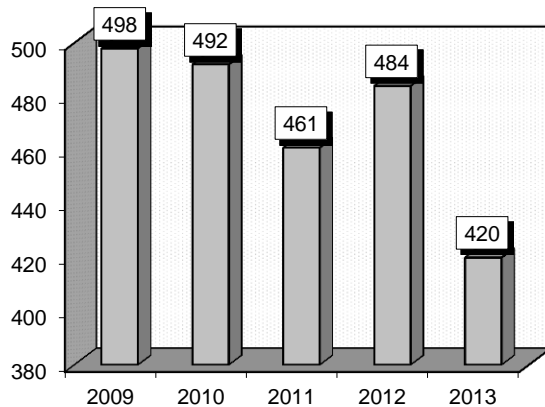
Endocrine Disorders (643-645)

Diagnoses: that frequently accompanied Endocrine Disorders were: 1) Hypertension (4019), 2) Unspecified acquired hypothyroidism (2449), 3) Hypopotassemia (2768), 4) Disorders of neurohypophysis (2536), 5) Tobacco use disorder (3051), 6) Malignant neoplasm of the thyroid gland (193), 7) Diabetes Mellitus II (25000), 8) Thyrotoxicosis (2424-9).

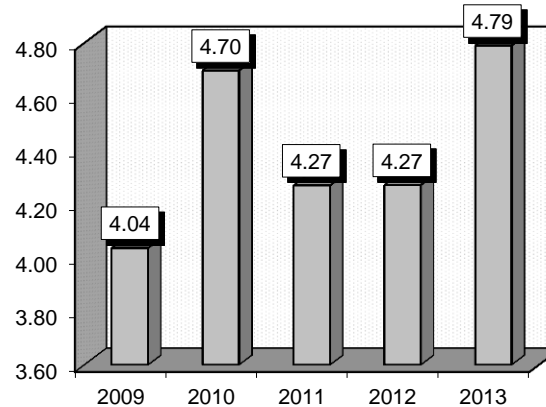
Definitions: **Hypertension:** Elevated blood pressure persistently exceeding 140/90. Essential hypertension, the most common kind, has no single identifiable cause. **Hypothyroidism:** A condition in which the thyroid gland produces an insufficient amount of thyroid hormone. The resulting lowered metabolism interferes with the normal breakdown of "old" hormones and causes lethargy. **Hypopotassemia:** A deficiency of potassium. **Neurohypophysis:** Also known as the posterior lobe of the pituitary gland, it is composed of nervous tissue and is connected to the hypothalamus of the brain by the narrow stalk. **Malignant neoplasm:** Malignant tumor: a tumor that is malignant and tends to spread to other parts of the body. **Diabetes mellitus:** A group of disorders in which the body is unable to competently process blood sugars leading to hyperglycemia. This can lead to a host of ailments including poor circulation, kidney disorders and blindness. **Hyperglycemia:** A condition in which an excessive amount of glucose circulates in the blood plasma. **Thyrotoxicosis:** Another name for hyperthyroidism or high levels of thyroid hormone.

Gender	2009			2010			2011			2012			2013		
	Cases	Avg LOS	Avg Bill	Cases	Avg LOS	Avg Bill	Cases	Avg LOS	Avg Bill	Cases	Avg LOS	Avg Bill	Cases	Avg LOS	Avg Bill
Male	134	4.07	\$28,817	159	5.16	\$40,422	149	4.91	\$45,539	148	4.14	\$40,322	146	5.14	\$57,094
Female	364	4.02	\$30,374	333	4.48	\$38,001	312	3.96	\$36,491	336	4.33	\$37,799	274	4.61	\$45,051
Age Group	Cases	Avg LOS	Avg Bill	Cases	Avg LOS	Avg Bill	Cases	Avg LOS	Avg Bill	Cases	Avg LOS	Avg Bill	Cases	Avg LOS	Avg Bill
0-17	27	5.19	\$30,939	23	4.04	\$30,410	22	3.45	\$29,956	20	3.55	\$26,175	18	5.50	\$37,517
18-35	60	3.05	\$22,430	64	3.42	\$27,477	51	3.31	\$29,322	59	3.02	\$27,008	55	3.29	\$41,906
36-49	125	3.27	\$26,070	116	4.53	\$34,858	95	3.59	\$31,434	91	2.88	\$30,978	67	4.64	\$45,409
50-64	102	4.57	\$33,243	107	4.88	\$40,918	114	4.28	\$41,908	118	5.21	\$48,385	109	4.85	\$55,518
65+	184	4.41	\$33,081	182	5.23	\$45,064	179	4.99	\$46,103	196	4.80	\$40,932	171	5.22	\$50,326
Total	498	4.04	\$29,955	492	4.70	\$38,783	461	4.27	\$39,416	484	4.27	\$38,570	420	4.79	\$49,238

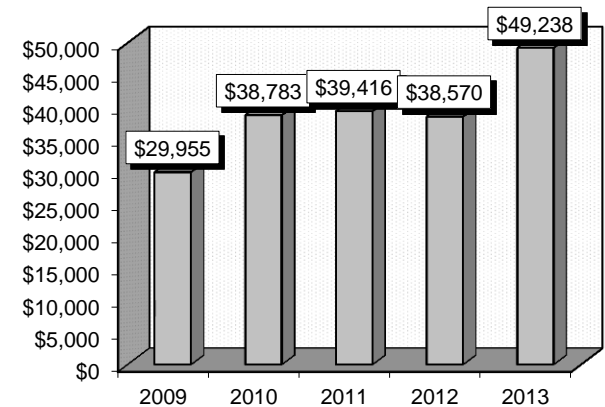
Patient Discharges



Average Length of Stay



Average Billed Charges



County / Hospital	2009			2010			2011			2012			2013		
	Cases	Avg LOS	Avg Bill	Cases	Avg LOS	Avg Bill	Cases	Avg LOS	Avg Bill	Cases	Avg LOS	Avg Bill	Cases	Avg LOS	Avg Bill
Clark															
Centennial Hills	14	5.57	\$43,228	26	5.31	\$40,829	26	4.46	\$42,023	15	4.47	\$69,000	16	3.69	\$57,261
Desert Springs	23	4.26	\$39,281	17	4.53	\$43,319	20	4.10	\$34,116	15	5.40	\$57,107	17	5.76	\$63,020
Mountain View	25	3.44	\$33,316	31	4.81	\$42,896	25	3.32	\$38,755	28	3.89	\$53,182	29	4.38	\$57,768
North Vista	7	4.86	\$35,914	8	11.00	\$119,868	2	4.50	\$42,960	5	11.80	\$75,694	7	7.29	\$59,250
Southern Hills	4	1.75	\$20,232	3	2.33	\$27,181	15	4.13	\$48,056	17	3.00	\$25,637	11	4.09	\$55,411
Spring Valley	9	4.56	\$43,453	8	3.25	\$33,832	26	5.96	\$68,337	13	5.00	\$44,177	15	2.93	\$39,337
St. Rose-Rose de Lima	18	3.72	\$29,400	18	6.11	\$56,347	19	5.26	\$48,149	19	4.63	\$43,461	18	3.94	\$53,966
St. Rose-San Martin	11	4.00	\$27,050	20	5.20	\$47,296	19	4.42	\$41,797	37	3.95	\$35,822	24	4.54	\$46,242
St. Rose-Siena	27	3.89	\$35,666	39	5.05	\$41,701	33	5.06	\$28,871	24	4.13	\$37,977	28	7.43	\$54,128
Summerlin	24	4.54	\$48,282	29	3.90	\$37,341	32	4.47	\$47,011	22	8.77	\$56,211	24	6.33	\$94,294
Sunrise	85	3.65	\$26,926	74	3.11	\$26,133	74	3.36	\$40,041	99	3.16	\$35,202	56	4.04	\$47,773
UMC	99	4.19	\$25,250	81	3.88	\$32,566	60	3.83	\$35,086	76	3.76	\$33,504	44	3.20	\$24,907
Valley	34	5.41	\$44,219	38	5.79	\$55,969	24	4.71	\$53,420	17	5.41	\$59,047	30	6.40	\$78,515
Total	380	4.15	\$32,383	392	4.52	\$40,323	375	4.25	\$42,250	387	4.26	\$41,612	319	4.77	\$54,118
Washoe															
Carson Tahoe	18	2.72	\$17,530	11	4.36	\$24,689	15	4.67	\$25,690	10	3.30	\$26,301	6	3.00	\$19,900
Northern Nevada	10	3.80	\$32,430	5	3.80	\$26,860	5	1.80	\$18,792	1	7.00	\$52,787	9	5.00	\$64,241
Renown Regional	39	3.95	\$22,661	53	5.32	\$36,385	40	5.60	\$33,822	48	5.31	\$33,280	56	5.11	\$34,190
Renown S. Meadows	5	3.60	\$27,424	5	2.20	\$18,984	3	1.00	\$12,472	4	3.50	\$20,012	2	3.00	\$22,713
Saint Mary's	25	4.68	\$28,548	15	9.27	\$44,374	13	3.00	\$20,964	12	3.42	\$21,387	18	5.00	\$29,977
Sierra Surgery	0	0.00	\$0	0	0.00	\$0	0	0.00	\$0	0	0.00	\$0	0	0.00	\$0
Total	97	3.88	\$24,479	89	5.61	\$34,773	76	4.54	\$28,186	75	4.67	\$29,999	91	4.89	\$35,134
Rural															
Battle Mountain	2	1.50	\$2,571	0	0.00	\$0	0	0.00	\$0	0	0.00	\$0	0	0.00	\$0
Boulder City	1	4.00	\$10,320	1	4.00	\$10,326	0	0.00	\$0	3	2.67	\$9,695	2	3.50	\$17,085
Carson Valley	3	3.33	\$11,517	0	0.00	\$0	1	4.00	\$19,109	0	0.00	\$0	2	3.50	\$17,154
Churchill	3	2.67	\$15,013	2	2.00	\$8,785	2	1.00	\$7,574	9	3.56	\$14,960	4	6.50	\$28,977
Desert View	4	1.25	\$7,054	4	4.00	\$17,637	0	0.00	\$0	1	2.00	\$10,026	0	0.00	\$0
Grover C. Dils	1	5.00	\$11,056	0	0.00	\$0	0	0.00	\$0	1	6.00	\$10,500	0	0.00	\$0
Humboldt	0	0.00	\$0	0	0.00	\$0	2	2.00	\$13,737	0	0.00	\$0	0	0.00	\$0
Incline Village	0	0.00	\$0	0	0.00	\$0	0	0.00	\$0	0	0.00	\$0	0	0.00	\$0
Mesa View	1	1.00	\$1,931	1	1.00	\$5,411	1	8.00	\$47,545	2	3.00	\$13,991	1	2.00	\$6,542
Mount Grant	0	0.00	\$0	0	0.00	\$0	0	0.00	\$0	0	0.00	\$0	0	0.00	\$0
Northeastern	3	4.00	\$20,154	2	5.00	\$29,664	3	3.00	\$22,873	3	2.00	\$18,336	1	2.00	\$28,072
Nye	0	0.00	\$0	1	4.00	\$16,536	1	3.00	\$6,930	1	4.00	\$17,144	0	0.00	\$0
Pershing	0	0.00	\$0	0	0.00	\$0	0	0.00	\$0	0	0.00	\$0	0	0.00	\$0
South Lyon	0	0.00	\$0	0	0.00	\$0	0	0.00	\$0	0	0.00	\$0	0	0.00	\$0
William Bee Ririe	3	2.67	\$13,715	0	0.00	\$0	0	0.00	\$0	2	2.00	\$15,009	0	0.00	\$0
Total	21	2.67	\$11,327	11	3.55	\$16,338	10	3.00	\$18,482	22	3.09	\$14,291	10	4.40	\$21,900
All Counties	498	4.04	\$29,955	492	4.70	\$38,783	461	4.27	\$39,416	484	4.27	\$38,570	420	4.79	\$49,238

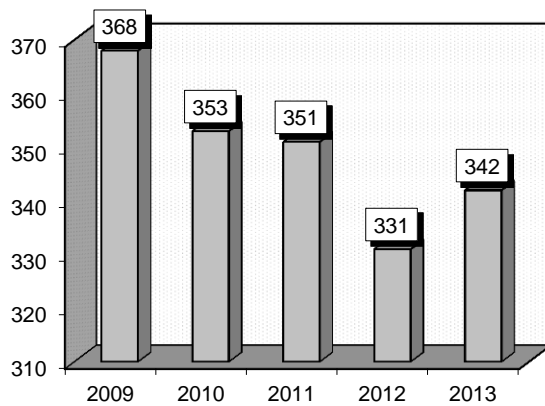
Kidney & Ureter Procedures For Neoplasm (656-658)

Procedures: that frequently accompanied Kidney & Ureter Procedures For Neoplasm were: 1) Transfusion of packed cells (9904), 2) Closed [Percutaneous] [needle] biopsy of kidney (5523).

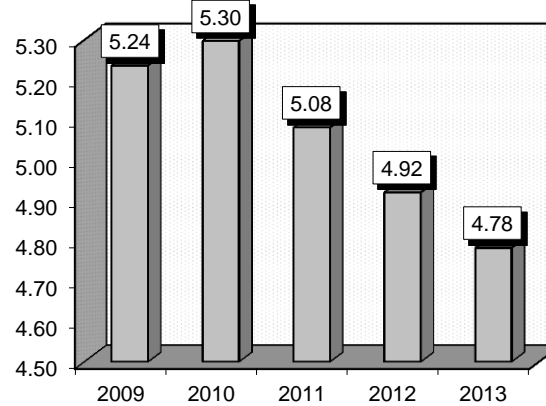
Definitions: **Ureter:** A tube through which the urine travels from the kidney to the bladder. **Neoplasm:** Tumor or abnormal cell growth that is either malignant or benign (non-cancerous). **Kidney:** Dual organs located in the lumbar area in which the primary function is to filter the blood removing waste in the form of urine. **Bladder, part unspecified:** Membrane sac that holds bodily fluids. **Secondary malignant neoplasm:** Cancerous tumor, or abnormal cell growth which has metastasized (transferred) from one part (or organ) of the body to another organ or part of the body. **Urinary organs:** A system of organs comprised of the kidneys, bladder, ureters, and the urethra which work together to remove urine from the body. **Transfusion:** The process of transferring blood from a donor to a recipient that is used to replenish lost blood. **Packed cells:** A concentration of blood cells that have been separated from plasma in order to treat severe anemia without also adding excess fluid into the blood stream. **Surgical removal of part or all of the synovial membrane.** **Closed needle biopsy:** The use of a syringe-like device to extract tissue samples for microscopic examination. **Percutaneous:** Through, or under, the skin.

Gender	2009			2010			2011			2012			2013		
	Cases	Avg LOS	Avg Bill	Cases	Avg LOS	Avg Bill	Cases	Avg LOS	Avg Bill	Cases	Avg LOS	Avg Bill	Cases	Avg LOS	Avg Bill
Male	220	5.00	\$65,651	227	5.26	\$76,131	210	4.94	\$80,096	208	5.00	\$88,297	200	4.62	\$86,423
Female	148	5.59	\$73,085	126	5.37	\$75,984	141	5.29	\$83,910	123	4.79	\$85,018	142	5.01	\$99,563
Age Group	Cases	Avg LOS	Avg Bill	Cases	Avg LOS	Avg Bill	Cases	Avg LOS	Avg Bill	Cases	Avg LOS	Avg Bill	Cases	Avg LOS	Avg Bill
0-17	3	6.67	\$74,217	8	8.38	\$115,446	3	9.00	\$129,173	3	9.67	\$117,797	4	10.00	\$129,211
18-35	8	4.13	\$49,209	7	4.43	\$62,500	7	6.00	\$105,717	3	3.33	\$68,798	4	2.50	\$84,086
36-49	48	4.73	\$57,350	50	3.96	\$62,801	48	4.10	\$74,519	48	4.08	\$81,744	36	3.36	\$75,324
50-64	125	5.18	\$68,210	117	4.77	\$70,479	104	4.81	\$79,155	106	4.73	\$86,716	98	4.13	\$84,295
65+	184	5.43	\$72,633	171	5.94	\$82,506	189	5.39	\$83,147	171	5.22	\$88,582	200	5.30	\$97,984
Total	368	5.24	\$68,641	353	5.30	\$76,078	351	5.08	\$81,628	331	4.92	\$87,078	342	4.78	\$91,879

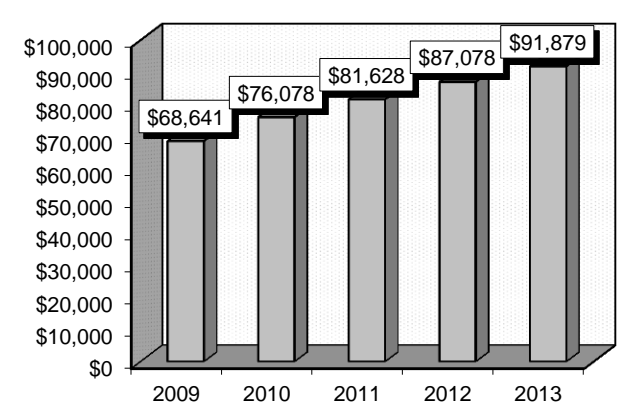
Patient Discharges



Average Length of Stay



Average Billed Charges



County / Hospital	2009			2010			2011			2012			2013		
	Cases	Avg LOS	Avg Bill	Cases	Avg LOS	Avg Bill	Cases	Avg LOS	Avg Bill	Cases	Avg LOS	Avg Bill	Cases	Avg LOS	Avg Bill
Clark															
Centennial Hills	1	4.00	\$42,882	0	0.00	\$0	0	0.00	\$0	0	0.00	\$0	1	10.00	\$153,948
Desert Springs	2	7.50	\$137,088	0	0.00	\$0	0	0.00	\$0	2	7.00	\$88,964	0	0.00	\$0
Mountain View	22	8.50	\$124,483	14	8.36	\$101,307	19	5.84	\$95,122	48	5.04	\$81,150	73	4.19	\$84,729
North Vista	0	0.00	\$0	0	0.00	\$0	0	0.00	\$0	0	0.00	\$0	0	0.00	\$0
Southern Hills	8	4.00	\$58,255	8	3.63	\$74,628	3	9.67	\$121,746	10	3.20	\$62,089	4	3.00	\$67,744
Spring Valley	27	5.56	\$63,794	41	4.98	\$79,937	51	4.49	\$75,039	8	6.50	\$85,468	10	6.90	\$163,422
St. Rose-Rose de Lima	0	0.00	\$0	2	18.50	\$195,091	0	0.00	\$0	0	0.00	\$0	0	0.00	\$0
St. Rose-San Martin	12	4.17	\$57,675	12	2.83	\$59,381	10	4.80	\$78,510	1	6.00	\$64,116	0	0.00	\$0
St. Rose-Siena	18	4.39	\$74,405	27	6.30	\$115,646	33	5.18	\$89,802	5	5.00	\$108,619	4	5.75	\$86,806
Summerlin	85	4.14	\$67,115	70	3.47	\$68,990	64	3.70	\$88,228	93	4.63	\$114,109	99	4.64	\$117,564
Sunrise	30	6.77	\$82,699	35	7.23	\$98,658	46	4.85	\$82,474	25	5.20	\$103,095	31	5.52	\$102,204
UMC	39	6.26	\$77,934	16	8.88	\$116,998	20	6.30	\$85,110	23	5.26	\$79,153	17	5.18	\$80,250
Valley	10	7.60	\$81,821	7	8.14	\$116,240	11	7.55	\$97,163	2	15.00	\$298,526	0	0.00	\$0
Total	254	5.48	\$76,059	232	5.54	\$88,301	257	4.89	\$85,445	217	4.99	\$99,502	239	4.76	\$103,611
Washoe															
Carson Tahoe	29	3.28	\$43,393	31	5.19	\$59,670	24	4.29	\$53,357	28	4.39	\$55,963	16	4.63	\$61,013
Northern Nevada	1	5.00	\$74,606	0	0.00	\$0	0	0.00	\$0	0	0.00	\$0	0	0.00	\$0
Renown Regional	36	6.19	\$50,734	46	5.28	\$48,002	39	6.62	\$66,567	42	5.40	\$57,877	33	5.15	\$63,761
Renown S. Meadows	0	0.00	\$0	0	0.00	\$0	0	0.00	\$0	0	0.00	\$0	0	0.00	\$0
Saint Mary's	37	4.95	\$67,796	29	4.79	\$66,408	27	5.85	\$101,581	33	5.06	\$88,339	34	5.21	\$86,587
Sierra Surgery	10	2.60	\$23,967	13	2.54	\$22,906	4	2.00	\$18,146	11	2.64	\$28,906	20	3.85	\$31,761
Total	113	4.71	\$52,279	119	4.84	\$52,786	94	5.61	\$71,191	114	4.79	\$63,429	103	4.83	\$64,655
Rural															
Battle Mountain	0	0.00	\$0	0	0.00	\$0	0	0.00	\$0	0	0.00	\$0	0	0.00	\$0
Boulder City	0	0.00	\$0	0	0.00	\$0	0	0.00	\$0	0	0.00	\$0	0	0.00	\$0
Carson Valley	0	0.00	\$0	0	0.00	\$0	0	0.00	\$0	0	0.00	\$0	0	0.00	\$0
Churchill	0	0.00	\$0	0	0.00	\$0	0	0.00	\$0	0	0.00	\$0	0	0.00	\$0
Desert View	0	0.00	\$0	0	0.00	\$0	0	0.00	\$0	0	0.00	\$0	0	0.00	\$0
Grover C. Dils	0	0.00	\$0	0	0.00	\$0	0	0.00	\$0	0	0.00	\$0	0	0.00	\$0
Humboldt	0	0.00	\$0	0	0.00	\$0	0	0.00	\$0	0	0.00	\$0	0	0.00	\$0
Incline Village	0	0.00	\$0	0	0.00	\$0	0	0.00	\$0	0	0.00	\$0	0	0.00	\$0
Mesa View	1	3.00	\$33,379	0	0.00	\$0	0	0.00	\$0	0	0.00	\$0	0	0.00	\$0
Mount Grant	0	0.00	\$0	0	0.00	\$0	0	0.00	\$0	0	0.00	\$0	0	0.00	\$0
Northeastern	0	0.00	\$0	2	4.00	\$44,107	0	0.00	\$0	0	0.00	\$0	0	0.00	\$0
Nye	0	0.00	\$0	0	0.00	\$0	0	0.00	\$0	0	0.00	\$0	0	0.00	\$0
Pershing	0	0.00	\$0	0	0.00	\$0	0	0.00	\$0	0	0.00	\$0	0	0.00	\$0
South Lyon	0	0.00	\$0	0	0.00	\$0	0	0.00	\$0	0	0.00	\$0	0	0.00	\$0
William Bee Ririe	0	0.00	\$0	0	0.00	\$0	0	0.00	\$0	0	0.00	\$0	0	0.00	\$0
Total	1	3.00	\$33,379	2	4.00	\$44,107	0	0.00	\$0	0	0.00	\$0	0	0.00	\$0
All Counties	368	5.24	\$68,641	353	5.30	\$76,078	351	5.08	\$81,628	331	4.92	\$87,078	342	4.78	\$91,879

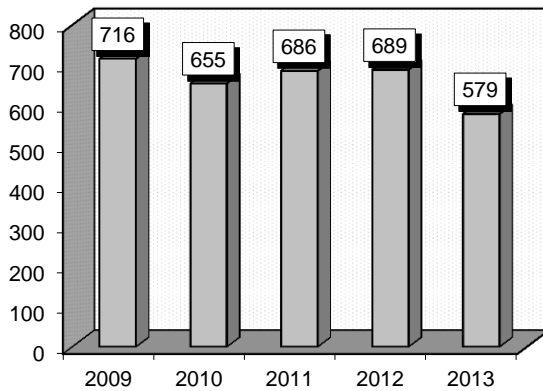
Kidney And Ureter Procedures For Non-Neoplasm (659-661)

Procedures: that frequently accompanied Kidney And Ureter Procedures For Non-Neoplasm were: 1) Percutaneous nephrostomy (5503-4), 2) Ureteral catheterization (598), 3) Percutaneous pyelogram (8775), 4) Cystoscopy (5732), 5) Nephroureterectomy (5551), 6) Ureteroneoscystostomy (5674), 7) Correction of ureteropelvic junction (5587).

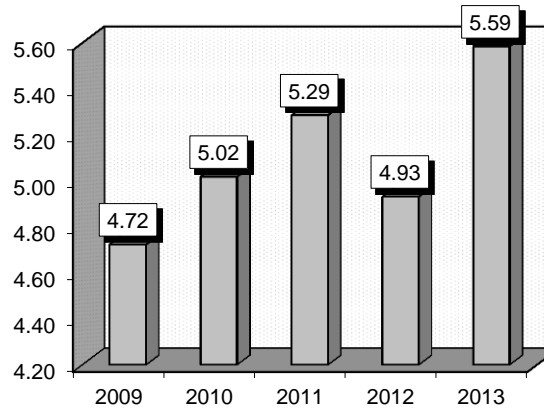
Definitions: **Percutaneous:** A procedure performed through a small opening made in the skin. **Percutaneous nephrostomy:** A method of draining an obstructed kidney by inserting a fine tube through the skin and into the collecting system of the kidney. **Catheterization:** Insertion of a slender tube through the urethra or through the anterior abdominal wall into the bladder, urinary reservoir, or urinary conduit. **Pyelogram:** An X ray of the kidneys and ureters. **Cystoscopy:** Examination of the bladder and urethra using a cystoscope, inserted into the urethra. A cystoscope is a thin, tube-like instrument with a light and a lens for viewing. **Nephroureterectomy:** Surgery to remove a kidney and its ureter. Also called ureteronephrectomy. **Ureteropelvic junction:** The anatomical location where the inside of the kidney connects to the ureter.

Gender	2009			2010			2011			2012			2013		
	Cases	Avg LOS	Avg Bill	Cases	Avg LOS	Avg Bill	Cases	Avg LOS	Avg Bill	Cases	Avg LOS	Avg Bill	Cases	Avg LOS	Avg Bill
Male	354	4.97	\$62,803	304	5.23	\$69,896	328	5.77	\$74,185	280	4.89	\$70,585	269	5.58	\$76,630
Female	362	4.48	\$55,415	351	4.84	\$60,622	358	4.84	\$64,209	409	4.96	\$73,092	310	5.59	\$78,362
Age Group	Cases	Avg LOS	Avg Bill	Cases	Avg LOS	Avg Bill	Cases	Avg LOS	Avg Bill	Cases	Avg LOS	Avg Bill	Cases	Avg LOS	Avg Bill
0-17	101	2.30	\$42,481	94	2.22	\$45,363	83	3.49	\$65,535	76	3.53	\$61,178	46	2.83	\$69,377
18-35	121	4.81	\$53,718	84	4.87	\$59,476	74	3.73	\$50,869	90	5.07	\$70,369	81	4.53	\$57,099
36-49	128	4.16	\$57,707	119	5.36	\$69,103	125	3.43	\$52,074	121	3.97	\$65,254	103	4.47	\$71,118
50-64	174	5.02	\$62,336	188	5.64	\$69,935	192	5.98	\$69,772	171	4.98	\$73,173	158	6.35	\$77,781
65+	192	6.05	\$69,110	170	5.71	\$69,973	212	7.00	\$85,898	231	5.81	\$79,079	191	6.67	\$91,490
Total	716	4.72	\$59,068	655	5.02	\$64,926	686	5.29	\$68,979	689	4.93	\$72,073	579	5.59	\$77,557

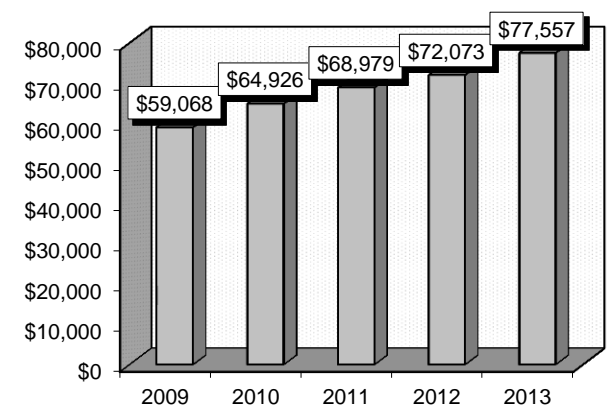
Patient Discharges



Average Length of Stay



Average Billed Charges



County / Hospital	2009			2010			2011			2012			2013		
	Cases	Avg LOS	Avg Bill	Cases	Avg LOS	Avg Bill	Cases	Avg LOS	Avg Bill	Cases	Avg LOS	Avg Bill	Cases	Avg LOS	Avg Bill
Clark															
Centennial Hills	11	10.00	\$95,639	9	4.33	\$54,095	10	3.40	\$51,589	11	6.64	\$97,837	6	3.67	\$67,890
Desert Springs	14	5.57	\$65,096	9	4.22	\$56,889	10	12.20	\$109,297	11	8.27	\$127,545	11	7.09	\$124,239
Mountain View	20	7.25	\$85,605	10	7.90	\$101,620	32	6.47	\$83,541	29	5.10	\$79,160	45	7.00	\$103,131
North Vista	0	0.00	\$0	3	20.33	\$158,619	5	11.40	\$102,439	8	7.63	\$65,322	3	8.00	\$55,470
Southern Hills	6	4.33	\$85,435	9	6.89	\$75,520	15	9.73	\$110,334	4	9.00	\$127,836	2	2.00	\$46,133
Spring Valley	36	4.97	\$63,766	38	5.39	\$73,168	32	4.25	\$72,461	17	5.12	\$93,604	16	4.44	\$92,863
St. Rose-Rose de Lima	8	7.25	\$67,218	11	6.09	\$58,875	10	4.50	\$50,581	5	5.40	\$84,800	6	7.67	\$97,673
St. Rose-San Martin	30	5.33	\$68,193	20	7.50	\$87,500	12	4.42	\$59,233	11	9.73	\$128,874	7	8.71	\$102,242
St. Rose-Siena	37	5.05	\$56,104	46	4.33	\$61,708	39	5.41	\$73,571	38	5.74	\$85,461	22	5.32	\$77,374
Summerlin	129	3.05	\$55,468	118	3.08	\$64,835	106	4.43	\$88,829	125	4.66	\$84,948	86	4.66	\$99,324
Sunrise	162	4.57	\$59,511	139	4.46	\$64,828	141	4.69	\$71,380	120	3.04	\$62,405	108	5.45	\$96,160
UMC	133	4.68	\$57,238	125	5.81	\$57,491	139	5.79	\$55,294	159	4.99	\$58,762	144	4.69	\$49,905
Valley	18	5.89	\$66,378	17	6.88	\$106,059	15	6.20	\$70,868	17	8.59	\$111,155	18	5.72	\$94,373
Total	604	4.65	\$60,839	554	4.92	\$66,495	566	5.37	\$72,586	555	4.93	\$75,368	474	5.29	\$82,227
Washoe															
Carson Tahoe	24	3.50	\$48,011	19	3.89	\$53,418	27	2.93	\$45,588	33	3.12	\$46,807	16	6.06	\$73,150
Northern Nevada	0	0.00	\$0	0	0.00	\$0	2	4.00	\$55,109	0	0.00	\$0	0	0.00	\$0
Renown Regional	44	6.07	\$41,927	46	6.89	\$55,953	54	5.87	\$49,601	49	5.90	\$55,206	51	5.27	\$48,312
Renown S. Meadows	0	0.00	\$0	0	0.00	\$0	0	0.00	\$0	0	0.00	\$0	0	0.00	\$0
Saint Mary's	28	6.46	\$76,966	28	5.36	\$68,806	31	5.39	\$66,898	45	5.60	\$75,641	29	5.97	\$69,673
Sierra Surgery	9	2.22	\$19,384	7	2.29	\$21,730	6	2.50	\$23,815	7	2.71	\$25,109	9	20.89	\$30,565
Total	105	5.26	\$50,729	100	5.57	\$56,675	120	4.88	\$51,969	134	4.95	\$58,428	105	6.92	\$56,476
Rural															
Battle Mountain	0	0.00	\$0	0	0.00	\$0	0	0.00	\$0	0	0.00	\$0	0	0.00	\$0
Boulder City	0	0.00	\$0	0	0.00	\$0	0	0.00	\$0	0	0.00	\$0	0	0.00	\$0
Carson Valley	0	0.00	\$0	0	0.00	\$0	0	0.00	\$0	0	0.00	\$0	0	0.00	\$0
Churchill	0	0.00	\$0	0	0.00	\$0	0	0.00	\$0	0	0.00	\$0	0	0.00	\$0
Desert View	0	0.00	\$0	0	0.00	\$0	0	0.00	\$0	0	0.00	\$0	0	0.00	\$0
Grover C. Dils	0	0.00	\$0	0	0.00	\$0	0	0.00	\$0	0	0.00	\$0	0	0.00	\$0
Humboldt	0	0.00	\$0	0	0.00	\$0	0	0.00	\$0	0	0.00	\$0	0	0.00	\$0
Incline Village	0	0.00	\$0	0	0.00	\$0	0	0.00	\$0	0	0.00	\$0	0	0.00	\$0
Mesa View	5	1.80	\$25,612	1	3.00	\$20,871	0	0.00	\$0	0	0.00	\$0	0	0.00	\$0
Mount Grant	0	0.00	\$0	0	0.00	\$0	0	0.00	\$0	0	0.00	\$0	0	0.00	\$0
Northeastern	2	7.00	\$45,690	0	0.00	\$0	0	0.00	\$0	0	0.00	\$0	0	0.00	\$0
Nye	0	0.00	\$0	0	0.00	\$0	0	0.00	\$0	0	0.00	\$0	0	0.00	\$0
Pershing	0	0.00	\$0	0	0.00	\$0	0	0.00	\$0	0	0.00	\$0	0	0.00	\$0
South Lyon	0	0.00	\$0	0	0.00	\$0	0	0.00	\$0	0	0.00	\$0	0	0.00	\$0
William Bee Ririe	0	0.00	\$0	0	0.00	\$0	0	0.00	\$0	0	0.00	\$0	0	0.00	\$0
Total	7	3.29	\$31,349	1	3.00	\$20,871	0	0.00	\$0	0	0.00	\$0	0	0.00	\$0
All Counties	716	4.72	\$59,068	655	5.02	\$64,926	686	5.29	\$68,979	689	4.93	\$72,073	579	5.59	\$77,557

Prostatectomy (665-667)

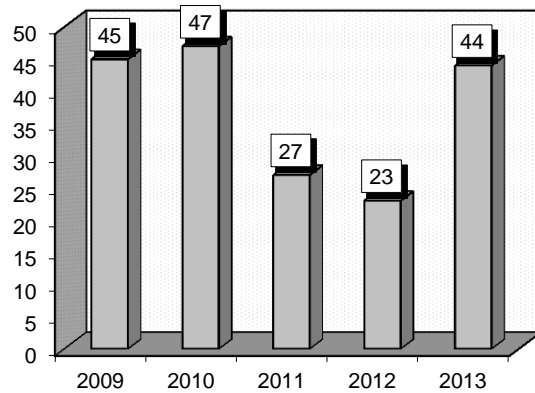
Procedures: that frequently accompanied Prostatectomy were: 1) Transurethral excision or destruction of lesion or tissue of bladder (5749), 2) Cystoscopy (5732), 3) Transurethral clearance of bladder (570), 4) Transurethral (Ultrasound) guided laser induced prostatectomy (TULIP) (6021), 5) Retrograde pyelogram (8774), 6) Transurethral destruction of prostate tissue by other thermotherapy (6097), 7) Percutaneous cystostomy (5717), 8) Closed [percutaneous] [needle] biopsy of prostate (6011), 9) Removal of ureterostomy tube and ureteral catheter (9762).

Definitions: Prostatectomy: A Prostatectomy is the surgical removal of all or part of the prostate gland. Abnormalities of the prostate, such as a tumour, or if the gland itself becomes enlarged for any reason, can restrict the normal flow of urine along the urethra. **Percutaneous:** A procedure performed through a small opening made in the skin.

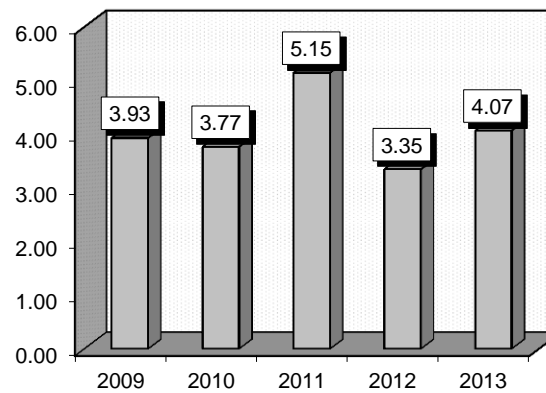
Excision: Removal by surgery. **Catheterization:** Insertion of a slender tube through the urethra or through the anterior abdominal wall into the bladder, urinary reservoir, or urinary conduit. **Pyelogram:** An X ray of the kidneys and ureters. **Cystoscopy:** Examination of the bladder and urethra using a cystoscope, inserted into the urethra. A cystoscope is a thin, tube-like instrument with a light and a lens for viewing. **Ureterostomy:** Surgical diversion of urine (usually temporarily) from the ureter(s) to outside the body by way of an opening or stoma on the abdomen.

Gender	2009			2010			2011			2012			2013		
	Cases	Avg LOS	Avg Bill	Cases	Avg LOS	Avg Bill	Cases	Avg LOS	Avg Bill	Cases	Avg LOS	Avg Bill	Cases	Avg LOS	Avg Bill
Male	45	3.93	\$36,251	47	3.77	\$35,163	27	5.15	\$65,155	23	3.35	\$45,178	44	4.07	\$51,932
Female	0	0.00	\$0	0	0.00	\$0	0	0.00	\$0	0	0.00	\$0	0	0.00	\$0
Age Group	Cases	Avg LOS	Avg Bill	Cases	Avg LOS	Avg Bill	Cases	Avg LOS	Avg Bill	Cases	Avg LOS	Avg Bill	Cases	Avg LOS	Avg Bill
0-17	0	0.00	\$0	0	0.00	\$0	0	0.00	\$0	0	0.00	\$0	0	0.00	\$0
18-35	0	0.00	\$0	0	0.00	\$0	0	0.00	\$0	0	0.00	\$0	1	2.00	\$27,565
36-49	0	0.00	\$0	1	1.00	\$17,065	0	0.00	\$0	0	0.00	\$0	2	4.00	\$43,660
50-64	4	1.25	\$19,027	5	1.60	\$24,265	4	1.50	\$23,880	1	5.00	\$77,904	5	3.00	\$32,673
65+	41	4.20	\$37,932	41	4.10	\$36,933	23	5.78	\$72,333	22	3.27	\$43,691	36	4.28	\$55,743
Total	45	3.93	\$36,251	47	3.77	\$35,163	27	5.15	\$65,155	23	3.35	\$45,178	44	4.07	\$51,932

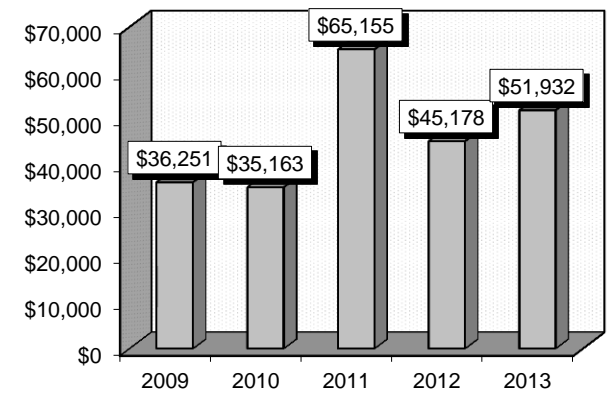
Patient Discharges



Average Length of Stay



Average Billed Charges



County / Hospital	2009			2010			2011			2012			2013		
	Cases	Avg LOS	Avg Bill	Cases	Avg LOS	Avg Bill	Cases	Avg LOS	Avg Bill	Cases	Avg LOS	Avg Bill	Cases	Avg LOS	Avg Bill
Clark															
Centennial Hills	1	2.00	\$31,917	2	2.00	\$29,159	0	0.00	\$0	0	0.00	\$0	1	3.00	\$54,353
Desert Springs	2	13.00	\$108,059	0	0.00	\$0	0	0.00	\$0	1	1.00	\$63,151	0	0.00	\$0
Mountain View	0	0.00	\$0	0	0.00	\$0	4	5.00	\$52,208	2	6.00	\$55,175	3	8.67	\$75,978
North Vista	0	0.00	\$0	0	0.00	\$0	0	0.00	\$0	0	0.00	\$0	0	0.00	\$0
Southern Hills	2	10.50	\$75,418	0	0.00	\$0	0	0.00	\$0	0	0.00	\$0	1	5.00	\$55,344
Spring Valley	1	2.00	\$25,425	6	5.00	\$32,730	2	1.00	\$25,931	1	1.00	\$28,421	2	4.00	\$80,301
St. Rose-Rose de Lima	0	0.00	\$0	0	0.00	\$0	0	0.00	\$0	0	0.00	\$0	0	0.00	\$0
St. Rose-San Martin	1	8.00	\$90,072	0	0.00	\$0	1	2.00	\$37,707	0	0.00	\$0	0	0.00	\$0
St. Rose-Siena	2	3.00	\$24,162	5	3.40	\$35,909	3	3.67	\$44,267	3	6.00	\$73,180	4	9.75	\$118,250
Summerlin	1	1.00	\$18,479	7	6.57	\$56,475	4	5.50	\$56,122	1	5.00	\$86,938	5	1.60	\$47,127
Sunrise	7	4.14	\$39,222	5	4.20	\$46,265	7	6.43	\$80,494	3	4.33	\$62,569	1	1.00	\$37,765
UMC	3	2.33	\$28,124	2	3.50	\$30,716	2	4.50	\$44,775	3	4.33	\$43,789	4	4.75	\$51,574
Valley	6	2.17	\$23,046	7	2.86	\$33,596	2	13.00	\$203,131	1	1.00	\$29,367	3	7.33	\$74,300
Total	26	4.42	\$41,476	34	4.26	\$39,926	25	5.48	\$68,598	15	4.27	\$57,123	24	5.46	\$69,743
Washoe															
Carson Tahoe	6	2.83	\$30,051	3	1.33	\$25,102	1	1.00	\$26,800	1	1.00	\$26,298	2	6.00	\$50,153
Northern Nevada	2	3.50	\$38,070	0	0.00	\$0	0	0.00	\$0	0	0.00	\$0	0	0.00	\$0
Renown Regional	3	1.33	\$11,732	5	2.40	\$16,364	0	0.00	\$0	5	1.60	\$19,555	3	6.00	\$34,984
Renown S. Meadows	0	0.00	\$0	0	0.00	\$0	0	0.00	\$0	0	0.00	\$0	0	0.00	\$0
Saint Mary's	6	5.17	\$38,324	4	2.75	\$27,883	0	0.00	\$0	2	2.00	\$29,094	15	1.20	\$27,062
Sierra Surgery	0	0.00	\$0	0	0.00	\$0	0	0.00	\$0	0	0.00	\$0	0	0.00	\$0
Total	17	3.47	\$30,681	12	2.25	\$22,388	1	1.00	\$26,800	8	1.63	\$22,783	20	2.40	\$30,559
Rural															
Battle Mountain	0	0.00	\$0	0	0.00	\$0	0	0.00	\$0	0	0.00	\$0	0	0.00	\$0
Boulder City	0	0.00	\$0	0	0.00	\$0	0	0.00	\$0	0	0.00	\$0	0	0.00	\$0
Carson Valley	0	0.00	\$0	0	0.00	\$0	0	0.00	\$0	0	0.00	\$0	0	0.00	\$0
Churchill	1	2.00	\$13,744	0	0.00	\$0	1	1.00	\$17,416	0	0.00	\$0	0	0.00	\$0
Desert View	0	0.00	\$0	0	0.00	\$0	0	0.00	\$0	0	0.00	\$0	0	0.00	\$0
Grover C. Dils	0	0.00	\$0	0	0.00	\$0	0	0.00	\$0	0	0.00	\$0	0	0.00	\$0
Humboldt	0	0.00	\$0	0	0.00	\$0	0	0.00	\$0	0	0.00	\$0	0	0.00	\$0
Incline Village	0	0.00	\$0	0	0.00	\$0	0	0.00	\$0	0	0.00	\$0	0	0.00	\$0
Mesa View	1	1.00	\$17,605	1	5.00	\$26,489	0	0.00	\$0	0	0.00	\$0	0	0.00	\$0
Mount Grant	0	0.00	\$0	0	0.00	\$0	0	0.00	\$0	0	0.00	\$0	0	0.00	\$0
Northeastern	0	0.00	\$0	0	0.00	\$0	0	0.00	\$0	0	0.00	\$0	0	0.00	\$0
Nye	0	0.00	\$0	0	0.00	\$0	0	0.00	\$0	0	0.00	\$0	0	0.00	\$0
Pershing	0	0.00	\$0	0	0.00	\$0	0	0.00	\$0	0	0.00	\$0	0	0.00	\$0
South Lyon	0	0.00	\$0	0	0.00	\$0	0	0.00	\$0	0	0.00	\$0	0	0.00	\$0
William Bee Ririe	0	0.00	\$0	0	0.00	\$0	0	0.00	\$0	0	0.00	\$0	0	0.00	\$0
Total	2	1.50	\$15,675	1	5.00	\$26,489	1	1.00	\$17,416	0	0.00	\$0	0	0.00	\$0
All Counties	45	3.93	\$36,251	47	3.77	\$35,163	27	5.15	\$65,155	23	3.35	\$45,178	44	4.07	\$51,932

Renal Failure (682-684)

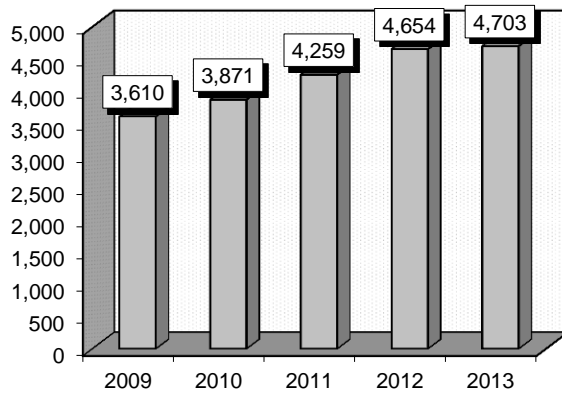
Diagnoses: that frequently accompanied Renal Failure were: 1) Unspecified hypertensive kidney disease (40391), 2) Congestive heart failure (4280), 3) Dehydration (27651), 4) Hypertension (4019), 5) Diabetes mellitus (25000).

Definitions: Dehydration: This can be caused by a lack of fluid intake, excessive urination possibly due to diuretics, diarrhea or vomiting. **Hypertension:** Elevated blood pressure persistently exceeding 140/90. Essential hypertension, the most common kind, has no single identifiable cause. **Diabetes mellitus:** A group of disorders in which the body is unable to competently process blood sugars leading to hyperglycemia. This can lead to a host of ailments including poor circulation, kidney disorders and blindness. **Hyperglycemia:** A condition in which an excessive amount of glucose circulates in the blood plasma.

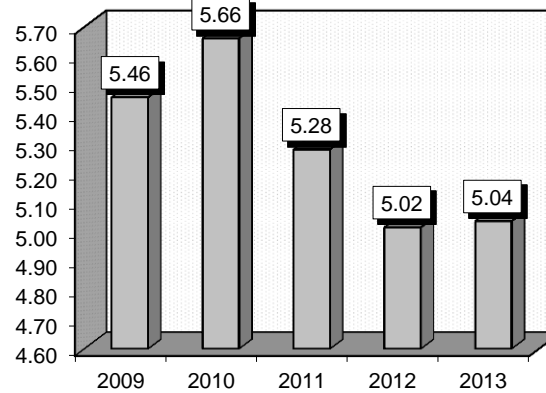
Comment: The kidneys are two fist-sized organs located on each side of the spine at the bottom of the rib cage and slightly above the waist. Renal failure is the inability of the kidneys to excrete wastes, concentrate urine and conserve electrolytes. The condition may be acute or chronic. In chronic kidney disease, the kidneys have not stopped working altogether but are not working as well as they should. Acute renal failure occurs when the kidneys stop working over a period of hours, days or in some cases, weeks. When acute renal failure occurs, wastes and excess waste products and excess water build up in the body which upsets the body's normal chemical balance. Substances that are normally needed for the body to function properly become poisonous to the body when they reach abnormally high levels.

Gender	2009			2010			2011			2012			2013		
	Cases	Avg LOS	Avg Bill	Cases	Avg LOS	Avg Bill	Cases	Avg LOS	Avg Bill	Cases	Avg LOS	Avg Bill	Cases	Avg LOS	Avg Bill
Male	1,994	5.50	\$44,377	2,155	5.79	\$50,567	2,347	5.32	\$53,294	2,586	4.85	\$50,275	2,656	4.95	\$54,938
Female	1,616	5.41	\$43,812	1,716	5.50	\$49,795	1,912	5.24	\$50,400	2,068	5.22	\$52,512	2,047	5.15	\$56,036
Age Group	Cases	Avg LOS	Avg Bill	Cases	Avg LOS	Avg Bill	Cases	Avg LOS	Avg Bill	Cases	Avg LOS	Avg Bill	Cases	Avg LOS	Avg Bill
0-17	15	7.33	\$106,481	14	5.21	\$67,794	15	3.47	\$25,003	12	4.17	\$43,637	9	3.00	\$21,006
18-35	229	4.66	\$36,528	230	5.30	\$50,995	239	4.94	\$47,382	271	4.29	\$43,574	296	4.40	\$54,121
36-49	484	4.97	\$41,670	500	5.01	\$47,278	486	4.98	\$47,274	541	4.72	\$46,942	556	4.51	\$50,756
50-64	958	5.82	\$47,663	1,035	5.91	\$50,673	1,162	5.19	\$50,679	1,269	5.10	\$50,501	1,269	5.19	\$56,067
65+	1,924	5.48	\$43,397	2,092	5.74	\$50,505	2,357	5.44	\$54,256	2,561	5.12	\$53,414	2,573	5.15	\$56,372
Total	3,610	5.46	\$44,124	3,871	5.66	\$50,225	4,259	5.28	\$51,994	4,654	5.02	\$51,269	4,703	5.04	\$55,416

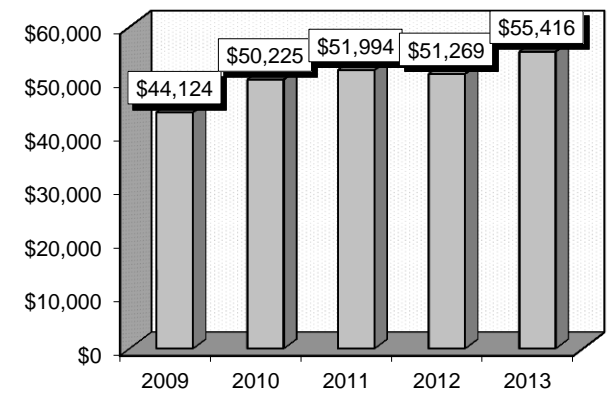
Patient Discharges



Average Length of Stay



Average Billed Charges



County / Hospital	2009			2010			2011			2012			2013		
	Cases	Avg LOS	Avg Bill	Cases	Avg LOS	Avg Bill	Cases	Avg LOS	Avg Bill	Cases	Avg LOS	Avg Bill	Cases	Avg LOS	Avg Bill
Clark															
Centennial Hills	189	5.03	\$41,665	195	4.72	\$44,168	194	4.38	\$51,780	200	4.67	\$60,918	267	4.88	\$69,945
Desert Springs	222	5.63	\$42,327	299	6.47	\$55,426	293	6.41	\$69,030	279	5.71	\$67,725	343	5.64	\$64,712
Mountain View	225	5.49	\$55,124	260	5.56	\$61,593	316	5.78	\$67,684	356	5.07	\$64,791	380	5.88	\$80,702
North Vista	126	5.60	\$46,729	125	6.74	\$66,269	120	7.48	\$73,138	101	5.94	\$51,537	139	5.44	\$48,671
Southern Hills	67	7.25	\$64,371	67	5.37	\$52,458	103	5.83	\$60,170	133	6.11	\$70,268	121	4.80	\$56,603
Spring Valley	198	4.68	\$45,667	184	4.55	\$50,678	182	4.96	\$62,830	190	4.97	\$56,851	203	4.88	\$70,215
St. Rose-Rose de Lima	159	5.52	\$43,989	155	5.02	\$46,947	134	4.34	\$44,263	169	4.82	\$48,255	184	4.14	\$48,314
St. Rose-San Martin	155	4.65	\$38,242	146	5.29	\$49,765	189	5.01	\$45,217	190	4.75	\$46,911	189	4.72	\$52,885
St. Rose-Siena	224	5.11	\$43,041	268	4.63	\$44,362	263	5.42	\$51,516	249	4.65	\$45,468	276	4.34	\$49,735
Summerlin	182	5.27	\$53,450	232	5.20	\$55,461	298	4.67	\$54,858	321	5.06	\$71,112	298	5.07	\$68,951
Sunrise	374	6.93	\$65,394	421	6.76	\$73,639	508	5.53	\$66,585	564	4.93	\$61,322	565	5.35	\$67,881
UMC	430	4.87	\$34,743	395	6.67	\$44,306	372	5.39	\$39,191	398	5.20	\$39,128	458	5.55	\$41,158
Valley	301	6.60	\$55,000	332	5.65	\$59,996	272	5.54	\$63,950	262	5.75	\$67,490	238	6.18	\$74,643
Total	2,852	5.58	\$48,093	3,079	5.75	\$55,227	3,244	5.43	\$58,027	3,412	5.14	\$58,193	3,661	5.24	\$62,151
Washoe															
Carson Tahoe	167	5.45	\$31,433	166	6.19	\$31,871	209	4.77	\$31,595	264	4.46	\$27,751	243	4.95	\$34,463
Northern Nevada	58	3.91	\$30,917	72	3.90	\$32,520	73	4.34	\$44,052	111	3.87	\$37,681	90	3.79	\$34,415
Renown Regional	240	5.13	\$31,064	261	5.37	\$34,877	388	5.49	\$36,288	447	5.60	\$38,632	350	4.77	\$35,929
Renown S. Meadows	41	4.32	\$27,311	41	5.41	\$38,099	45	4.20	\$28,972	74	4.09	\$30,805	37	2.95	\$29,087
Saint Mary's	174	5.63	\$30,736	151	4.44	\$28,303	179	4.91	\$34,546	247	4.24	\$29,560	225	3.76	\$25,521
Sierra Surgery	0	0.00	\$0	0	0.00	\$0	0	0.00	\$0	0	0.00	\$0	0	0.00	\$0
Total	680	5.19	\$30,832	691	5.22	\$32,664	894	5.05	\$35,108	1,143	4.78	\$33,559	945	4.41	\$32,662
Rural															
Battle Mountain	0	0.00	\$0	1	4.00	\$5,938	1	4.00	\$10,432	0	0.00	\$0	1	2.00	\$3,280
Boulder City	3	4.67	\$8,504	2	4.50	\$9,939	2	4.50	\$19,264	4	4.00	\$9,050	6	3.17	\$20,146
Carson Valley	8	2.25	\$8,729	8	3.25	\$17,007	7	3.14	\$22,275	5	1.00	\$6,033	3	2.33	\$13,239
Churchill	7	4.57	\$15,646	15	5.33	\$20,511	18	2.89	\$12,456	26	3.81	\$17,853	21	3.33	\$16,727
Desert View	4	1.50	\$5,202	9	4.56	\$17,379	16	2.44	\$12,864	7	1.57	\$8,378	7	2.57	\$22,702
Grover C. Dils	5	4.00	\$9,008	1	2.00	\$5,087	3	1.67	\$4,096	3	2.00	\$4,492	2	4.00	\$1,382
Humboldt	1	1.00	\$892	5	51.20	\$31,711	10	4.10	\$20,909	8	5.75	\$28,109	14	2.79	\$24,210
Incline Village	0	0.00	\$0	0	0.00	\$0	0	0.00	\$0	0	0.00	\$0	0	0.00	\$0
Mesa View	9	1.89	\$7,344	12	2.50	\$9,383	10	2.70	\$12,294	14	2.79	\$12,553	3	3.00	\$11,863
Mount Grant	7	2.71	\$5,230	14	2.64	\$7,567	18	3.28	\$10,588	9	5.11	\$16,141	11	2.64	\$10,244
Northeastern	26	3.92	\$25,248	21	3.86	\$30,448	25	3.28	\$22,206	17	3.41	\$29,147	25	4.48	\$41,144
Nye	3	3.00	\$20,917	5	3.00	\$9,710	4	2.50	\$8,334	3	2.33	\$8,606	0	0.00	\$0
Pershing	0	0.00	\$0	0	0.00	\$0	0	0.00	\$0	0	0.00	\$0	1	4.00	\$10,802
South Lyon	2	5.00	\$10,692	5	2.00	\$6,547	4	2.75	\$9,295	1	1.00	\$5,998	2	3.00	\$8,535
William Bee Ririe	3	3.67	\$15,581	3	7.33	\$25,747	3	2.33	\$7,270	2	3.50	\$9,215	1	1.00	\$2,817
Total	78	3.32	\$14,893	101	6.07	\$17,882	121	3.04	\$15,019	99	3.44	\$17,114	97	3.34	\$22,921
All Counties	3,610	5.46	\$44,124	3,871	5.66	\$50,225	4,259	5.28	\$51,994	4,654	5.02	\$51,269	4,703	5.04	\$55,416

Admit For Renal Dialysis (685)

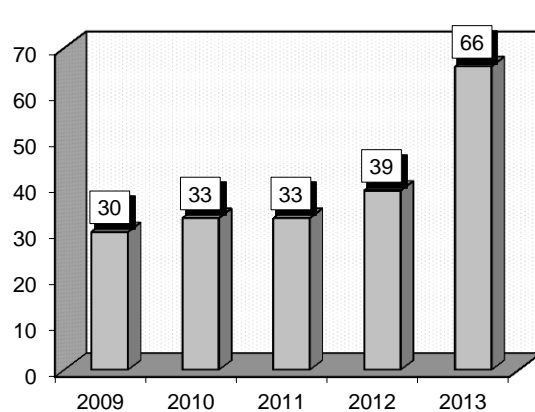
Diagnoses: that frequently accompanied Admit For Renal Dialysis were: 1) Hemodialysis (3995), 2) Venous catheterization for renal dialysis (3895), 3) Total body perfusion (3996), 4) Transfusion of packed cells (9904).

Definitions: Dialysis: The process of filtering the blood when the kidneys are not able to cleanse it. **Hemodialysis:** Hemodialysis means "cleaning the blood." In hemodialysis, the blood is circulated through an artificial kidney machine, which contains a dialyzer (also called an artificial kidney). **Perfusion:** pumping of blood or artificial media through the blood vessels of an isolated organ for the purpose of nourishment. **Transfusion:** The introduction of whole blood or components of blood (such as plasma, platelets) from one person to another.

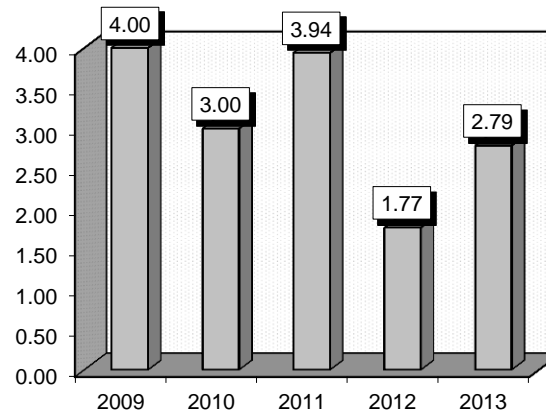
Comment: The kidneys are two fist-sized organs located on each side of the spine at the bottom of the rib cage and slightly above the waist. Renal failure is the inability of the kidneys to excrete wastes, concentrate urine and conserve electrolytes. The condition may be acute or chronic. In chronic kidney disease, the kidneys have not stopped working altogether but are not working as well as they should. Acute renal failure occurs when the kidneys stop working over a period of hours, days or in some cases, weeks. When acute renal failure occurs, wastes and excess waste products and excess water build up in the body which upsets the body's normal chemical balance. Substances that are normally needed for the body to function properly become poisonous to the body when they reach abnormally high levels.

Gender	2009			2010			2011			2012			2013		
	Cases	Avg LOS	Avg Bill	Cases	Avg LOS	Avg Bill	Cases	Avg LOS	Avg Bill	Cases	Avg LOS	Avg Bill	Cases	Avg LOS	Avg Bill
Male	20	3.65	\$25,395	16	3.81	\$31,291	12	8.75	\$65,414	24	1.83	\$20,579	40	1.93	\$21,746
Female	10	4.70	\$45,899	17	2.24	\$20,348	21	1.19	\$12,219	15	1.67	\$17,871	26	4.12	\$42,265
Age Group	Cases	Avg LOS	Avg Bill	Cases	Avg LOS	Avg Bill	Cases	Avg LOS	Avg Bill	Cases	Avg LOS	Avg Bill	Cases	Avg LOS	Avg Bill
0-17	1	2.00	\$35,816	0	0.00	\$0	0	0.00	\$0	0	0.00	\$0	0	0.00	\$0
18-35	2	16.00	\$57,261	6	1.67	\$18,579	13	1.00	\$8,542	9	1.22	\$11,812	8	1.00	\$16,379
36-49	4	2.75	\$18,189	6	2.33	\$19,015	6	1.50	\$18,333	9	1.78	\$17,626	23	1.91	\$21,281
50-64	8	3.50	\$45,135	15	3.67	\$27,157	6	14.50	\$91,137	11	2.09	\$23,546	17	2.59	\$26,220
65+	15	3.13	\$25,514	6	3.33	\$35,609	8	2.63	\$34,213	10	1.90	\$23,802	18	4.89	\$50,137
Total	30	4.00	\$32,230	33	3.00	\$25,653	33	3.94	\$31,563	39	1.77	\$19,538	66	2.79	\$29,829

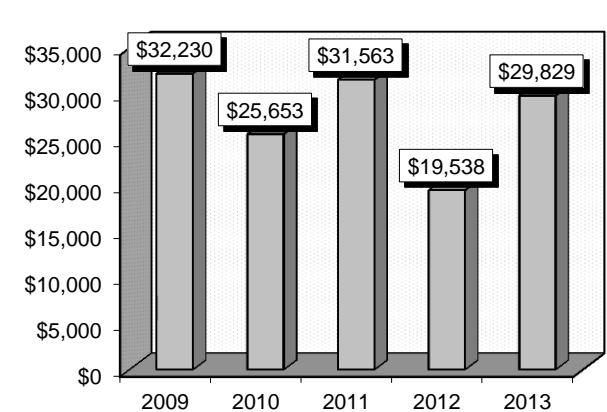
Patient Discharges



Average Length of Stay



Average Billed Charges



County / Hospital	2009			2010			2011			2012			2013		
	Cases	Avg LOS	Avg Bill	Cases	Avg LOS	Avg Bill	Cases	Avg LOS	Avg Bill	Cases	Avg LOS	Avg Bill	Cases	Avg LOS	Avg Bill
Clark															
Centennial Hills	4	10.25	\$42,220	2	1.00	\$19,792	3	2.33	\$21,703	2	2.50	\$27,388	7	1.71	\$20,289
Desert Springs	4	5.25	\$74,671	0	0.00	\$0	1	1.00	\$10,770	3	5.00	\$50,116	20	1.85	\$16,655
Mountain View	4	2.50	\$19,918	2	4.50	\$50,693	4	2.00	\$23,026	1	1.00	\$22,534	6	1.67	\$26,402
North Vista	0	0.00	\$0	0	0.00	\$0	0	0.00	\$0	0	0.00	\$0	0	0.00	\$0
Southern Hills	1	1.00	\$11,861	2	1.00	\$6,188	4	1.75	\$18,918	3	1.33	\$16,692	0	0.00	\$0
Spring Valley	1	1.00	\$32,926	1	1.00	\$12,268	1	3.00	\$24,496	0	0.00	\$0	0	0.00	\$0
St. Rose-Rose de Lima	2	1.50	\$10,351	7	4.71	\$31,206	4	2.25	\$18,308	7	1.14	\$14,327	7	1.86	\$24,904
St. Rose-San Martin	3	4.00	\$27,881	0	0.00	\$0	0	0.00	\$0	9	1.33	\$16,368	3	4.00	\$34,719
St. Rose-Siena	3	4.00	\$32,668	3	6.00	\$48,367	0	0.00	\$0	2	2.00	\$23,267	2	3.00	\$32,935
Summerlin	0	0.00	\$0	9	1.67	\$18,067	0	0.00	\$0	0	0.00	\$0	3	1.33	\$24,995
Sunrise	6	2.67	\$25,705	5	2.80	\$21,466	14	6.64	\$48,129	7	1.14	\$13,253	7	2.14	\$32,601
UMC	1	2.00	\$10,655	0	0.00	\$0	0	0.00	\$0	3	3.00	\$24,143	3	3.67	\$34,743
Valley	1	1.00	\$7,634	1	1.00	\$7,268	0	0.00	\$0	1	2.00	\$16,693	4	2.75	\$26,342
Total	30	4.00	\$32,230	32	2.97	\$25,199	31	4.13	\$32,748	38	1.79	\$19,836	62	2.11	\$24,043
Washoe															
Carson Tahoe	0	0.00	\$0	0	0.00	\$0	0	0.00	\$0	0	0.00	\$0	2	1.50	\$9,380
Northern Nevada	0	0.00	\$0	0	0.00	\$0	0	0.00	\$0	0	0.00	\$0	0	0.00	\$0
Renown Regional	0	0.00	\$0	1	4.00	\$40,209	2	1.00	\$13,188	0	0.00	\$0	2	25.00	\$229,630
Renown S. Meadows	0	0.00	\$0	0	0.00	\$0	0	0.00	\$0	0	0.00	\$0	0	0.00	\$0
Saint Mary's	0	0.00	\$0	0	0.00	\$0	0	0.00	\$0	1	1.00	\$8,194	0	0.00	\$0
Sierra Surgery	0	0.00	\$0	0	0.00	\$0	0	0.00	\$0	0	0.00	\$0	0	0.00	\$0
Total	0	0.00	\$0	1	4.00	\$40,209	2	1.00	\$13,188	1	1.00	\$8,194	4	13.25	\$119,505
Rural															
Battle Mountain	0	0.00	\$0	0	0.00	\$0	0	0.00	\$0	0	0.00	\$0	0	0.00	\$0
Boulder City	0	0.00	\$0	0	0.00	\$0	0	0.00	\$0	0	0.00	\$0	0	0.00	\$0
Carson Valley	0	0.00	\$0	0	0.00	\$0	0	0.00	\$0	0	0.00	\$0	0	0.00	\$0
Churchill	0	0.00	\$0	0	0.00	\$0	0	0.00	\$0	0	0.00	\$0	0	0.00	\$0
Desert View	0	0.00	\$0	0	0.00	\$0	0	0.00	\$0	0	0.00	\$0	0	0.00	\$0
Grover C. Dils	0	0.00	\$0	0	0.00	\$0	0	0.00	\$0	0	0.00	\$0	0	0.00	\$0
Humboldt	0	0.00	\$0	0	0.00	\$0	0	0.00	\$0	0	0.00	\$0	0	0.00	\$0
Incline Village	0	0.00	\$0	0	0.00	\$0	0	0.00	\$0	0	0.00	\$0	0	0.00	\$0
Mesa View	0	0.00	\$0	0	0.00	\$0	0	0.00	\$0	0	0.00	\$0	0	0.00	\$0
Mount Grant	0	0.00	\$0	0	0.00	\$0	0	0.00	\$0	0	0.00	\$0	0	0.00	\$0
Northeastern	0	0.00	\$0	0	0.00	\$0	0	0.00	\$0	0	0.00	\$0	0	0.00	\$0
Nye	0	0.00	\$0	0	0.00	\$0	0	0.00	\$0	0	0.00	\$0	0	0.00	\$0
Pershing	0	0.00	\$0	0	0.00	\$0	0	0.00	\$0	0	0.00	\$0	0	0.00	\$0
South Lyon	0	0.00	\$0	0	0.00	\$0	0	0.00	\$0	0	0.00	\$0	0	0.00	\$0
William Bee Ririe	0	0.00	\$0	0	0.00	\$0	0	0.00	\$0	0	0.00	\$0	0	0.00	\$0
Total	0	0.00	\$0	0	0.00	\$0	0	0.00	\$0	0	0.00	\$0	0	0.00	\$0
All Counties	30	4.00	\$32,230	33	3.00	\$25,653	33	3.94	\$31,563	39	1.77	\$19,538	66	2.79	\$29,829

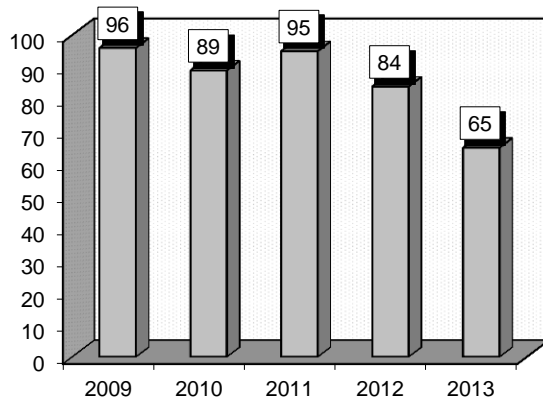
Kidney & Urinary Tract Neoplasms (686-688)

Diagnoses: that frequently accompanied Kidney & Urinary Tract Neoplasms were: 1) Malignant neoplasm of kidney, except pelvis (1890), 2) Malignant neoplasm of bladder, part unspecified (1889), 3) Secondary malignant neoplasm of other urinary organs (1981).

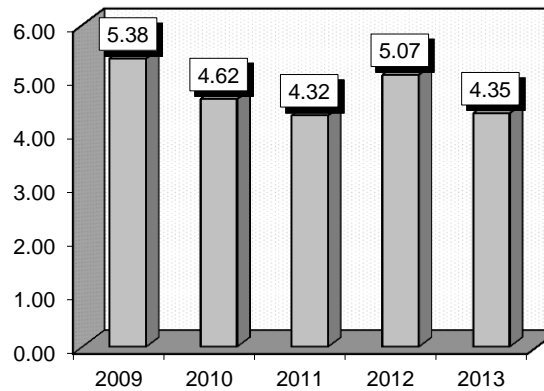
Definitions: **Malignant:** Generally refers to a cancerous tumor or mass that may or may not be localized in one part of the body. **Neoplasm:** Tumor or abnormal cell growth that is either malignant or benign (non-cancerous). **Kidney:** Dual organs located in the lumbar area in which the primary function is to filter the blood removing waste in the form of urine. **Bladder, part unspecified:** Membrane sac that holds bodily fluids. **Secondary malignant neoplasm:** Cancerous tumor, or abnormal cell growth which has metastasized (transferred) from one part (or organ) of the body to another organ or part of the body. **Urinary organs:** A system of organs comprised of the kidneys, bladder, ureters, and the urethra which work together to remove urine from the body. **Transfusion:** The process of transferring blood from a donor to a recipient that is used to replenish lost blood. **Packed cells:** A concentration of blood cells that have been separated from plasma in order to treat severe anemia without also adding excess fluid into the blood stream. **Surgical removal of part or all of the synovial membrane.** **Closed needle biopsy:** The use of a syringe-like device to extract tissue samples for microscopic examination. **Percutaneous:** Through, or under, the skin.

Gender	2009			2010			2011			2012			2013		
	Cases	Avg LOS	Avg Bill	Cases	Avg LOS	Avg Bill	Cases	Avg LOS	Avg Bill	Cases	Avg LOS	Avg Bill	Cases	Avg LOS	Avg Bill
Male	70	5.10	\$41,903	62	4.84	\$40,938	65	4.17	\$34,213	54	5.96	\$56,614	43	4.30	\$44,141
Female	26	6.12	\$45,925	27	4.11	\$37,657	30	4.63	\$61,681	30	3.47	\$46,825	22	4.45	\$48,153
Age Group	Cases	Avg LOS	Avg Bill	Cases	Avg LOS	Avg Bill	Cases	Avg LOS	Avg Bill	Cases	Avg LOS	Avg Bill	Cases	Avg LOS	Avg Bill
0-17	1	3.00	\$30,088	1	2.00	\$30,420	0	0.00	\$0	3	2.33	\$26,008	0	0.00	\$0
18-35	2	2.00	\$20,371	1	3.00	\$22,971	6	7.50	\$27,447	3	10.00	\$64,065	0	0.00	\$0
36-49	8	2.50	\$23,947	12	4.08	\$40,800	6	4.67	\$45,922	14	3.36	\$34,122	1	1.00	\$17,658
50-64	39	5.62	\$45,406	26	5.38	\$40,640	31	4.87	\$49,275	28	5.71	\$59,730	21	4.10	\$35,119
65+	46	5.87	\$45,522	49	4.43	\$39,904	52	3.58	\$40,510	36	5.06	\$56,711	43	4.56	\$51,216
Total	96	5.38	\$42,992	89	4.62	\$39,943	95	4.32	\$42,887	84	5.07	\$53,118	65	4.35	\$45,499

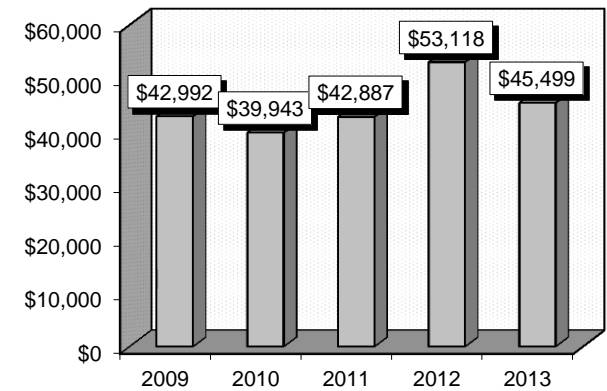
Patient Discharges



Average Length of Stay



Average Billed Charges



County / Hospital	2009			2010			2011			2012			2013		
	Cases	Avg LOS	Avg Bill	Cases	Avg LOS	Avg Bill	Cases	Avg LOS	Avg Bill	Cases	Avg LOS	Avg Bill	Cases	Avg LOS	Avg Bill
Clark															
Centennial Hills	3	2.67	\$26,796	1	1.00	\$13,899	1	8.00	\$72,837	4	2.75	\$39,852	1	8.00	\$95,108
Desert Springs	2	6.00	\$52,237	4	1.75	\$31,187	0	0.00	\$0	5	4.00	\$47,516	2	4.00	\$78,600
Mountain View	4	3.00	\$35,719	9	3.00	\$28,479	6	9.33	\$116,812	5	6.80	\$78,667	5	4.20	\$43,603
North Vista	1	3.00	\$35,366	2	2.00	\$27,275	0	0.00	\$0	0	0.00	\$0	1	1.00	\$10,879
Southern Hills	3	8.33	\$47,042	1	3.00	\$40,704	2	2.50	\$57,972	2	21.00	\$220,430	2	1.00	\$24,176
Spring Valley	4	6.25	\$48,987	3	5.33	\$54,763	4	2.50	\$26,585	2	4.00	\$42,627	4	4.25	\$45,123
St. Rose-Rose de Lima	2	10.50	\$84,589	3	5.67	\$55,347	1	1.00	\$13,877	0	0.00	\$0	0	0.00	\$0
St. Rose-San Martin	4	6.00	\$46,375	2	5.50	\$46,205	8	9.00	\$53,216	2	2.50	\$63,748	0	0.00	\$0
St. Rose-Siena	4	3.75	\$46,430	3	4.33	\$45,339	8	2.63	\$31,143	2	3.00	\$51,474	4	4.75	\$62,128
Summerlin	7	5.57	\$50,588	8	6.50	\$81,561	11	4.82	\$59,678	12	4.42	\$65,386	4	8.00	\$90,170
Sunrise	10	7.70	\$61,856	10	5.00	\$54,525	7	2.00	\$25,997	12	3.92	\$46,429	6	3.67	\$53,145
UMC	17	3.71	\$33,731	14	5.57	\$34,685	17	3.47	\$29,387	16	7.50	\$49,929	9	3.00	\$21,572
Valley	5	4.80	\$41,981	6	6.50	\$46,374	5	3.20	\$47,544	2	4.50	\$68,454	6	3.33	\$46,125
Total	66	5.27	\$45,403	66	4.82	\$45,614	70	4.50	\$46,578	64	5.55	\$59,757	44	4.02	\$47,932
Washoe															
Carson Tahoe	7	4.86	\$31,923	2	2.50	\$27,467	3	3.33	\$23,910	3	3.00	\$32,661	2	3.00	\$25,479
Northern Nevada	3	10.33	\$86,904	0	0.00	\$0	3	2.33	\$41,358	2	7.50	\$76,894	3	2.67	\$30,970
Renown Regional	10	5.50	\$35,374	10	5.10	\$30,123	9	5.78	\$43,674	10	3.10	\$27,359	10	6.30	\$49,322
Renown S. Meadows	0	0.00	\$0	1	1.00	\$14,721	1	4.00	\$30,361	0	0.00	\$0	0	0.00	\$0
Saint Mary's	3	9.00	\$71,914	6	4.17	\$22,345	4	3.75	\$34,678	1	1.00	\$21,628	4	4.50	\$29,506
Sierra Surgery	0	0.00	\$0	0	0.00	\$0	1	1.00	\$4,042	0	0.00	\$0	0	0.00	\$0
Total	23	6.39	\$45,811	19	4.32	\$26,576	21	4.24	\$36,285	16	3.50	\$34,187	19	5.00	\$39,743
Rural															
Battle Mountain	0	0.00	\$0	0	0.00	\$0	0	0.00	\$0	0	0.00	\$0	0	0.00	\$0
Boulder City	1	9.00	\$18,160	0	0.00	\$0	0	0.00	\$0	0	0.00	\$0	0	0.00	\$0
Carson Valley	0	0.00	\$0	0	0.00	\$0	1	1.00	\$5,002	0	0.00	\$0	0	0.00	\$0
Churchill	1	1.00	\$6,613	1	1.00	\$3,680	0	0.00	\$0	0	0.00	\$0	0	0.00	\$0
Desert View	2	3.00	\$14,307	2	3.50	\$6,134	0	0.00	\$0	1	7.00	\$31,719	2	5.50	\$46,666
Grover C. Dils	0	0.00	\$0	0	0.00	\$0	0	0.00	\$0	0	0.00	\$0	0	0.00	\$0
Humboldt	0	0.00	\$0	0	0.00	\$0	1	1.00	\$14,051	3	2.67	\$19,599	0	0.00	\$0
Incline Village	0	0.00	\$0	0	0.00	\$0	0	0.00	\$0	0	0.00	\$0	0	0.00	\$0
Mesa View	1	2.00	\$7,450	0	0.00	\$0	0	0.00	\$0	0	0.00	\$0	0	0.00	\$0
Mount Grant	0	0.00	\$0	0	0.00	\$0	0	0.00	\$0	0	0.00	\$0	0	0.00	\$0
Northeastern	2	1.50	\$8,085	1	3.00	\$23,457	2	2.00	\$16,363	0	0.00	\$0	0	0.00	\$0
Nye	0	0.00	\$0	0	0.00	\$0	0	0.00	\$0	0	0.00	\$0	0	0.00	\$0
Pershing	0	0.00	\$0	0	0.00	\$0	0	0.00	\$0	0	0.00	\$0	0	0.00	\$0
South Lyon	0	0.00	\$0	0	0.00	\$0	0	0.00	\$0	0	0.00	\$0	0	0.00	\$0
William Bee Ririe	0	0.00	\$0	0	0.00	\$0	0	0.00	\$0	0	0.00	\$0	0	0.00	\$0
Total	7	3.00	\$11,001	4	2.75	\$9,851	4	1.50	\$12,945	4	3.75	\$22,629	2	5.50	\$46,666
All Counties	96	5.38	\$42,992	89	4.62	\$39,943	95	4.32	\$42,887	84	5.07	\$53,118	65	4.35	\$45,499

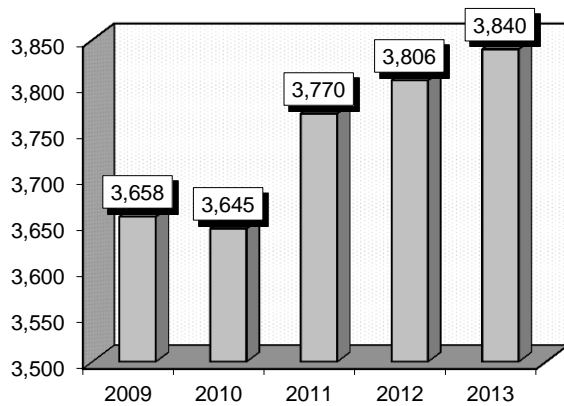
Kidney And Urinary Tract Infections (689-690)

Diagnoses & Procedures: that frequently accompanied Kidney And Urinary Tract Infections were: 1) Urinary tract infections, site not specified (5990), 2) Cystitis, unspecified (5959), 3) Pyelonephritis, unspecified (59080), 4) Acute pyelonephritis without lesion of renal medullary necrosis (59010), 5) Acute cystitis (5950), 6) Acute pyelonephritis with lesion of renal medullary necrosis (59011), 7) Urethral abscess (5970).

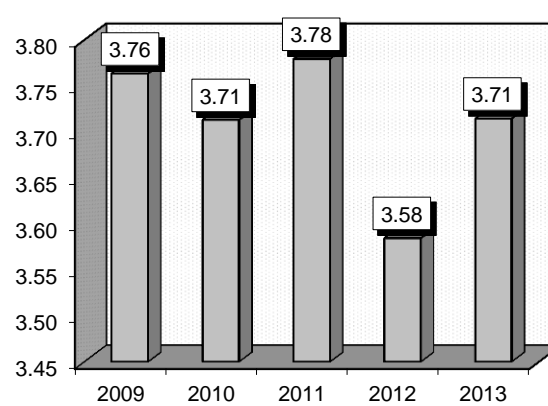
Definitions: **Urinary tract:** A series of interconnected organs which include the kidneys, bladder, and urethra that create and expel urine from the body. **Cystitis:** Urinary bladder inflammation commonly known as lower urinary tract infection or UTI. **Kidney:** Dual organs located in the lumbar area in which the primary function is to filter the blood removing waste in the form of urine. **Bladder, part unspecified:** Membrane sac that holds bodily fluids. **Urethra:** Tube-like canal connecting from the bladder to the outer urinary tract from which urine is expelled. **Pyelonephritis:** Inflammation of the kidney usually located in the upper urinary tract that is commonly caused by non-contagious UTI. **Acute:** Illness or disease with a rapid onset and severe symptoms, generally more serious than non-acute illnesses/disease. **Lesion:** Abnormal skin tissue that may result in a rash or from a wound. **Renal:** Having to do with the kidneys. **Medullary:** Commonly refers to glandular diseases such as those affecting the thyroid or lymph nodes. **Necrosis:** Localized tissue death normally due to injury or lack of oxygen to the affected area. **Abscess:** Septic (most common) and sterile (non-infectious in nature commonly found in injection sites or from drugs) tissue that is caused by the body's attempt to fight an infection. Inflammation, fever, chills, and redness at the site are symptoms of the body's attempt to fight germs by using white blood cells to create enzymes that digest the invading germs while also digesting tissue if left untreated.

Gender	2009			2010			2011			2012			2013		
	Cases	Avg LOS	Avg Bill	Cases	Avg LOS	Avg Bill	Cases	Avg LOS	Avg Bill	Cases	Avg LOS	Avg Bill	Cases	Avg LOS	Avg Bill
Male	1,076	3.92	\$27,217	1,030	4.08	\$31,257	1,048	4.23	\$34,471	1,042	3.94	\$34,065	1,044	4.01	\$35,669
Female	2,582	3.70	\$25,798	2,615	3.57	\$26,794	2,722	3.61	\$29,049	2,764	3.45	\$30,814	2,796	3.61	\$32,409
Age Group	Cases	Avg LOS	Avg Bill	Cases	Avg LOS	Avg Bill	Cases	Avg LOS	Avg Bill	Cases	Avg LOS	Avg Bill	Cases	Avg LOS	Avg Bill
0-17	353	3.07	\$14,746	302	2.90	\$15,027	265	2.85	\$16,671	268	2.61	\$15,539	254	2.87	\$17,829
18-35	489	3.06	\$22,940	459	3.03	\$24,550	473	2.95	\$25,144	438	2.60	\$23,943	484	2.86	\$27,736
36-49	441	3.52	\$25,793	424	3.79	\$28,892	410	3.47	\$29,718	416	3.39	\$32,190	404	3.09	\$29,972
50-64	531	4.05	\$29,909	546	4.05	\$32,280	628	4.10	\$36,102	620	3.83	\$33,354	644	3.92	\$37,531
65+	1,844	4.06	\$28,317	1,914	3.89	\$29,561	1,994	4.06	\$32,111	2,064	3.89	\$34,856	2,054	4.08	\$35,843
Total	3,658	3.76	\$26,216	3,645	3.71	\$28,055	3,770	3.78	\$30,556	3,806	3.58	\$31,704	3,840	3.71	\$33,295

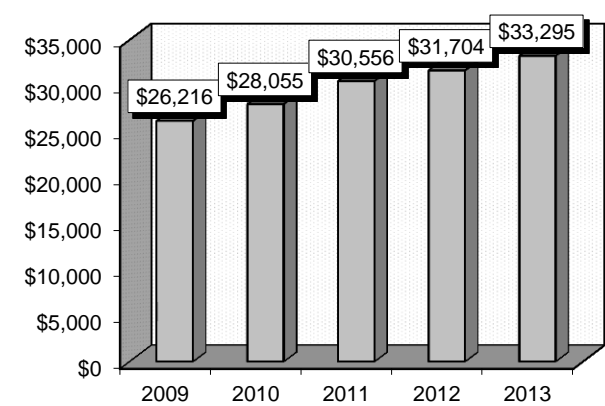
Patient Discharges



Average Length of Stay



Average Billed Charges



County / Hospital	2009			2010			2011			2012			2013		
	Cases	Avg LOS	Avg Bill	Cases	Avg LOS	Avg Bill	Cases	Avg LOS	Avg Bill	Cases	Avg LOS	Avg Bill	Cases	Avg LOS	Avg Bill
Clark															
Centennial Hills	184	3.42	\$26,641	97	4.24	\$33,977	139	4.19	\$38,316	118	3.38	\$44,883	126	3.48	\$47,427
Desert Springs	267	4.66	\$32,000	186	5.11	\$41,662	141	4.53	\$39,159	155	4.17	\$41,415	161	3.91	\$46,143
Mountain View	212	3.38	\$32,325	268	3.63	\$34,967	311	3.58	\$39,460	302	4.12	\$47,040	295	3.89	\$47,592
North Vista	130	3.68	\$28,355	97	4.49	\$35,358	118	4.31	\$34,860	94	4.93	\$34,984	96	4.27	\$30,837
Southern Hills	71	4.27	\$33,990	78	3.49	\$31,583	90	3.88	\$38,941	107	3.49	\$35,352	88	3.33	\$35,811
Spring Valley	169	3.31	\$28,561	138	3.91	\$34,565	202	3.33	\$35,419	155	4.05	\$44,628	198	3.26	\$41,241
St. Rose-Rose de Lima	132	3.77	\$29,091	124	3.71	\$33,258	109	3.39	\$30,822	85	3.64	\$34,827	102	3.15	\$36,784
St. Rose-San Martin	121	3.68	\$28,126	147	3.30	\$29,979	169	3.32	\$30,495	146	3.67	\$32,914	148	3.71	\$35,433
St. Rose-Siena	167	3.60	\$29,818	200	3.56	\$31,226	175	3.91	\$34,671	175	3.61	\$33,318	155	3.60	\$38,584
Summerlin	196	3.74	\$29,078	237	3.13	\$25,917	226	3.95	\$41,333	202	4.35	\$49,131	200	3.85	\$43,379
Sunrise	324	3.57	\$29,025	295	3.76	\$33,636	284	3.65	\$37,736	329	3.02	\$34,950	351	3.38	\$40,525
UMC	287	3.73	\$25,853	312	3.02	\$21,816	368	3.27	\$21,944	385	3.34	\$24,241	374	3.16	\$21,123
Valley	298	4.06	\$33,154	255	3.72	\$37,086	184	4.30	\$40,509	216	3.69	\$42,728	189	4.31	\$52,647
Total	2,558	3.77	\$29,652	2,434	3.69	\$32,122	2,516	3.74	\$35,000	2,469	3.72	\$37,866	2,483	3.60	\$39,246
Washoe															
Carson Tahoe	153	3.39	\$17,293	165	3.71	\$19,653	180	3.37	\$20,147	221	3.21	\$19,796	202	3.24	\$21,005
Northern Nevada	72	3.06	\$22,995	72	3.54	\$23,106	64	3.94	\$29,424	52	2.60	\$26,461	36	2.25	\$25,828
Renown Regional	384	4.57	\$23,336	406	4.57	\$25,515	493	4.53	\$26,034	518	3.52	\$23,162	516	3.95	\$26,390
Renown S. Meadows	52	2.44	\$14,436	87	2.89	\$19,771	74	3.22	\$22,258	94	2.64	\$19,955	112	2.76	\$20,345
Saint Mary's	157	3.66	\$17,482	168	3.59	\$19,171	146	3.77	\$22,195	138	4.12	\$23,238	162	6.37	\$20,677
Sierra Surgery	0	0.00	\$0	0	0.00	\$0	0	0.00	\$0	0	0.00	\$0	0	0.00	\$0
Total	818	3.91	\$20,487	898	3.98	\$22,501	957	4.06	\$24,276	1,023	3.41	\$22,318	1,028	4.00	\$23,753
Rural															
Battle Mountain	2	3.00	\$8,369	0	0.00	\$0	2	3.00	\$3,723	1	5.00	\$9,639	2	1.50	\$4,883
Boulder City	16	2.63	\$6,223	24	3.79	\$8,024	34	3.41	\$7,318	17	4.00	\$10,238	29	4.41	\$14,197
Carson Valley	13	2.38	\$11,852	22	2.68	\$14,389	11	2.55	\$17,763	15	2.07	\$14,679	21	2.67	\$14,860
Churchill	79	4.52	\$15,185	79	3.72	\$14,909	74	4.30	\$17,077	80	3.79	\$16,731	63	4.56	\$18,843
Desert View	48	2.46	\$10,761	31	2.68	\$11,986	31	3.10	\$12,720	40	2.53	\$12,765	52	3.94	\$22,682
Grover C. Dils	4	3.50	\$7,889	6	3.17	\$6,834	4	3.75	\$9,846	6	3.67	\$10,744	5	3.00	\$3,918
Humboldt	8	2.75	\$6,575	11	1.82	\$5,941	10	1.90	\$9,289	20	3.35	\$14,442	17	3.65	\$15,698
Incline Village	0	0.00	\$0	0	0.00	\$0	1	4.00	\$13,886	2	3.50	\$15,407	2	1.00	\$13,497
Mesa View	34	2.41	\$10,862	37	2.43	\$10,052	31	2.87	\$12,783	17	2.47	\$11,448	22	2.73	\$12,012
Mount Grant	24	3.33	\$7,726	20	2.95	\$7,686	27	2.56	\$7,321	29	3.17	\$9,517	17	3.71	\$11,598
Northeastern	19	3.05	\$14,770	42	2.83	\$17,961	33	2.94	\$20,525	45	2.71	\$18,268	81	3.10	\$23,076
Nye	2	2.00	\$9,728	1	2.00	\$9,253	3	1.00	\$6,317	6	2.83	\$11,237	0	0.00	\$0
Pershing	6	2.33	\$11,264	2	3.50	\$9,978	4	3.00	\$10,113	4	2.00	\$5,712	3	2.67	\$6,222
South Lyon	20	3.35	\$8,847	20	2.75	\$7,419	14	3.07	\$10,147	14	2.93	\$7,650	8	3.50	\$7,619
William Bee Ririe	7	4.43	\$16,860	18	4.44	\$13,845	18	2.56	\$9,773	18	2.72	\$11,996	7	5.43	\$23,115
Total	282	3.28	\$11,660	313	3.12	\$12,370	297	3.24	\$13,146	314	3.11	\$13,831	329	3.67	\$18,193
All Counties	3,658	3.76	\$26,216	3,645	3.71	\$28,055	3,770	3.78	\$30,556	3,806	3.58	\$31,704	3,840	3.71	\$33,295

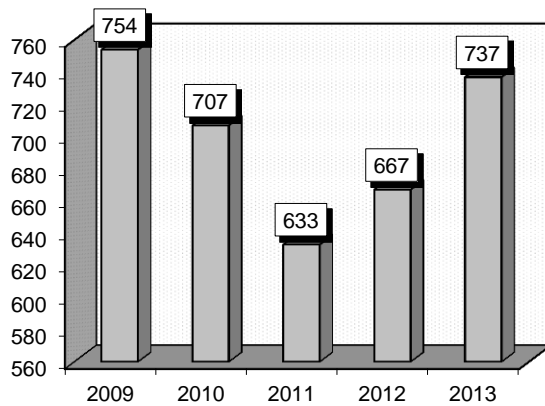
Urinary Stones (691-694)

Diagnoses & Procedures: that frequently accompanied Urinary Stones were: 1) Calculus of ureter (5921), 2) Calculus of kidney (5920), 3) Other calculus in bladder (5941), 4) Calculus in urethra (5942), 5) Extracorporeal shockwave lithotripsy [ESWL] of the kidney, ureter and/or bladder (9851), 6) Ultrasonic fragmentation of urinary stones (5995), 7) Pyeloscopy (5522).

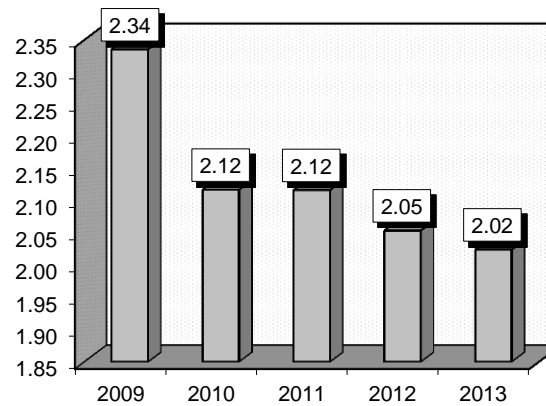
Definitions: **Calculus:** Stones formed from salt minerals and other organic material in the body such as mucous or blood. **Ureter:** Fibrous tube connected to each kidney that carries urine to the bladder. **Kidney:** Dual organs located in the lumbar area in which the primary function is to filter the blood removing waste in the form of urine. **Bladder:** Membrane sac that holds bodily fluids. **Urethra:** Tube-like canal connecting from the bladder to the outer urinary tract from which urine is expelled. **Extracorporeal shockwave lithotripsy [ESWL]:** The use of powerful sound waves, which causes vibrations, to break up gallbladder or kidney stones into smaller fragments so that they are removed from the body by passing urine. **Ultrasonic fragmentation:** Similar to ESWL where ultrasonic (sound waves frequencies so high the human ear cannot hear it) cause the stones to fragment into smaller pieces that are removed from the body by passing urine. **Pyeloscopy:** Fluoroscopic device used to observe calices (stones) in the kidney by using a contrast dye injected through the ureter.

Gender	2009			2010			2011			2012			2013		
	Cases	Avg LOS	Avg Bill	Cases	Avg LOS	Avg Bill	Cases	Avg LOS	Avg Bill	Cases	Avg LOS	Avg Bill	Cases	Avg LOS	Avg Bill
Male	401	2.17	\$22,654	370	2.12	\$25,345	312	1.94	\$25,868	346	2.09	\$25,881	352	1.99	\$27,334
Female	353	2.52	\$25,216	337	2.12	\$25,297	321	2.29	\$25,993	321	2.01	\$26,129	385	2.05	\$29,039
Age Group	Cases	Avg LOS	Avg Bill	Cases	Avg LOS	Avg Bill	Cases	Avg LOS	Avg Bill	Cases	Avg LOS	Avg Bill	Cases	Avg LOS	Avg Bill
0-17	17	1.82	\$18,168	11	1.91	\$16,484	17	2.00	\$17,997	21	1.57	\$15,664	29	1.55	\$20,941
18-35	135	2.18	\$20,383	119	1.92	\$20,837	104	1.89	\$23,017	87	1.94	\$21,577	142	1.75	\$25,590
36-49	191	2.13	\$21,396	180	1.84	\$22,044	164	1.88	\$22,132	160	1.84	\$23,217	147	1.69	\$23,171
50-64	213	2.45	\$26,255	223	2.30	\$28,112	192	2.06	\$26,475	213	1.73	\$24,960	222	2.10	\$27,899
65+	198	2.57	\$26,493	174	2.32	\$28,763	156	2.60	\$32,064	186	2.71	\$32,823	197	2.45	\$35,335
Total	754	2.34	\$23,853	707	2.12	\$25,322	633	2.12	\$25,931	667	2.05	\$26,001	737	2.02	\$28,225

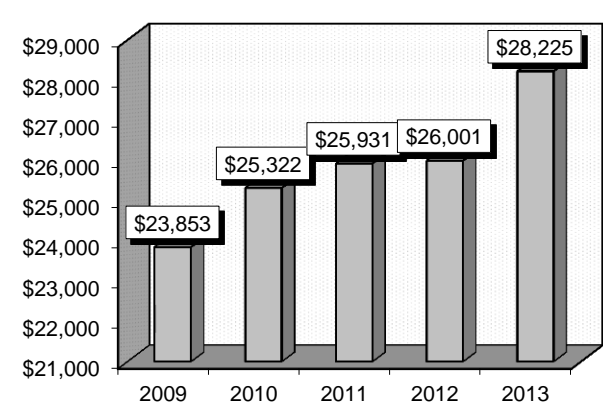
Patient Discharges



Average Length of Stay



Average Billed Charges



County / Hospital	2009			2010			2011			2012			2013		
	Cases	Avg LOS	Avg Bill	Cases	Avg LOS	Avg Bill	Cases	Avg LOS	Avg Bill	Cases	Avg LOS	Avg Bill	Cases	Avg LOS	Avg Bill
Clark															
Centennial Hills	42	1.95	\$22,984	32	2.03	\$26,285	28	2.36	\$32,260	32	2.03	\$32,846	34	1.56	\$38,194
Desert Springs	34	3.12	\$27,913	30	2.07	\$26,191	16	1.94	\$23,101	9	1.56	\$28,414	8	2.50	\$41,370
Mountain View	51	2.71	\$25,234	44	2.02	\$26,755	27	3.00	\$39,123	39	2.38	\$32,603	30	2.60	\$39,299
North Vista	3	4.00	\$20,146	4	2.00	\$19,378	2	1.50	\$17,162	3	1.00	\$12,893	3	1.33	\$15,859
Southern Hills	15	1.60	\$16,550	21	2.14	\$26,742	15	1.33	\$17,232	21	1.33	\$20,465	13	1.15	\$21,633
Spring Valley	36	2.36	\$29,856	33	2.12	\$28,462	39	1.85	\$31,153	32	2.81	\$36,483	25	2.88	\$36,539
St. Rose-Rose de Lima	24	2.25	\$23,566	13	2.69	\$27,594	17	1.94	\$21,604	5	2.40	\$27,867	7	2.43	\$27,114
St. Rose-San Martin	24	2.67	\$20,662	26	2.46	\$25,308	15	2.47	\$26,439	9	2.11	\$26,297	10	1.90	\$34,122
St. Rose-Siena	39	2.44	\$27,615	28	1.93	\$26,341	32	2.34	\$30,498	21	1.52	\$25,337	18	1.44	\$25,951
Summerlin	61	2.00	\$24,687	81	2.15	\$30,155	57	1.81	\$32,278	59	2.51	\$41,450	95	2.64	\$48,070
Sunrise	119	2.15	\$23,600	128	1.87	\$22,997	103	1.88	\$25,541	81	1.93	\$30,314	114	1.63	\$29,926
UMC	83	2.52	\$24,324	106	1.99	\$23,257	149	1.97	\$20,171	189	2.09	\$20,345	206	2.04	\$18,411
Valley	76	3.09	\$30,423	43	2.72	\$33,740	13	4.08	\$60,465	16	2.13	\$33,917	17	1.82	\$34,365
Total	607	2.44	\$25,319	589	2.09	\$26,212	513	2.07	\$26,976	516	2.11	\$27,928	580	2.06	\$30,007
Washoe															
Carson Tahoe	46	1.61	\$21,453	22	2.18	\$26,312	28	1.89	\$18,760	34	1.68	\$17,267	18	1.56	\$22,139
Northern Nevada	5	1.40	\$24,517	13	3.38	\$43,176	15	1.40	\$26,505	4	2.00	\$32,404	1	1.00	\$10,005
Renown Regional	62	2.00	\$16,585	38	1.84	\$18,822	48	3.04	\$24,578	59	1.98	\$20,181	75	1.84	\$21,645
Renown S. Meadows	0	0.00	\$0	2	1.50	\$21,392	1	1.00	\$7,237	3	1.67	\$20,721	4	1.75	\$25,908
Saint Mary's	14	2.00	\$17,441	15	2.53	\$17,097	10	1.50	\$20,020	30	1.80	\$22,856	39	2.46	\$26,203
Sierra Surgery	0	0.00	\$0	0	0.00	\$0	0	0.00	\$0	0	0.00	\$0	0	0.00	\$0
Total	127	1.83	\$18,755	90	2.26	\$23,940	102	2.31	\$22,647	130	1.85	\$20,425	137	1.97	\$23,047
Rural															
Battle Mountain	0	0.00	\$0	0	0.00	\$0	0	0.00	\$0	0	0.00	\$0	0	0.00	\$0
Boulder City	0	0.00	\$0	1	1.00	\$6,647	0	0.00	\$0	2	1.50	\$17,385	0	0.00	\$0
Carson Valley	0	0.00	\$0	0	0.00	\$0	0	0.00	\$0	0	0.00	\$0	0	0.00	\$0
Churchill	2	3.50	\$15,334	3	1.33	\$8,666	2	3.00	\$19,593	5	1.20	\$9,238	1	1.00	\$5,315
Desert View	1	1.00	\$3,478	2	1.50	\$6,518	2	2.00	\$14,908	3	1.33	\$7,426	6	1.67	\$9,244
Grover C. Dils	1	2.00	\$10,379	0	0.00	\$0	0	0.00	\$0	0	0.00	\$0	1	1.00	\$1,910
Humboldt	0	0.00	\$0	3	2.33	\$8,898	0	0.00	\$0	1	1.00	\$3,180	0	0.00	\$0
Incline Village	0	0.00	\$0	0	0.00	\$0	0	0.00	\$0	0	0.00	\$0	0	0.00	\$0
Mesa View	5	1.20	\$5,790	7	1.86	\$8,537	0	0.00	\$0	0	0.00	\$0	0	0.00	\$0
Mount Grant	6	1.83	\$5,346	3	1.67	\$6,532	4	1.75	\$5,997	3	4.00	\$12,815	2	2.00	\$5,422
Northeastern	2	1.00	\$17,471	5	2.80	\$21,004	6	3.00	\$21,634	5	2.20	\$19,941	8	1.38	\$19,880
Nye	0	0.00	\$0	1	3.00	\$8,979	0	0.00	\$0	0	0.00	\$0	0	0.00	\$0
Pershing	0	0.00	\$0	0	0.00	\$0	0	0.00	\$0	0	0.00	\$0	1	1.00	\$3,354
South Lyon	0	0.00	\$0	0	0.00	\$0	0	0.00	\$0	0	0.00	\$0	1	1.00	\$4,431
William Bee Ririe	3	5.67	\$31,352	3	3.67	\$14,414	4	1.75	\$10,711	2	1.50	\$15,782	0	0.00	\$0
Total	20	2.30	\$11,727	28	2.18	\$11,035	18	2.33	\$14,758	21	1.90	\$13,149	20	1.45	\$12,018
All Counties	754	2.34	\$23,853	707	2.12	\$25,322	633	2.12	\$25,931	667	2.05	\$26,001	737	2.02	\$28,225

Cesarean Section With Complications (765)

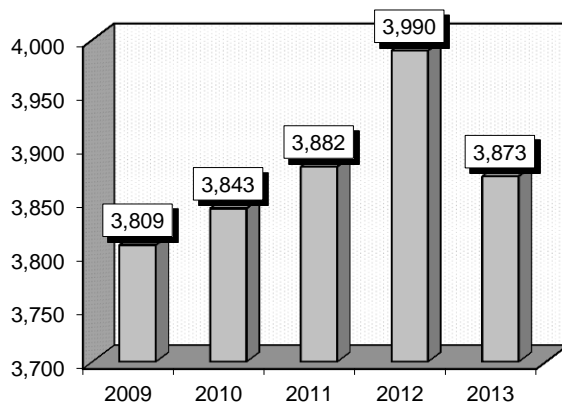
Procedures: that frequently accompanied Cesarean Section With Complications were: 1) Bilateral tubal division (6632), 2) Medical induction of labor (734), 3) Peritoneal adhesiolysis (5459), 4) Vacuum extraction delivery (7279), 5) Bilateral tubal destruction (6639).

Definitions: **Antepartum:** Begins with conception and ends with the onset of labor. **Cesarean:** A surgical procedure in delivering the baby. Also called a C-section. An Epidural is given to block the pain, and an incision is made in the very low part of the woman's abdomen. The baby is removed through this incision after which it is sutured. **Fallopian tube:** One of a pair of ducts, one opening at one end into the uterus and the other end into the peritoneal cavity over the ovary. **Peritoneal:** A membrane that lines the wall of the abdominal cavity. **Adhesiolysis:** The treatment for the removal of scarlike tissue that forms between two surfaces within the body.

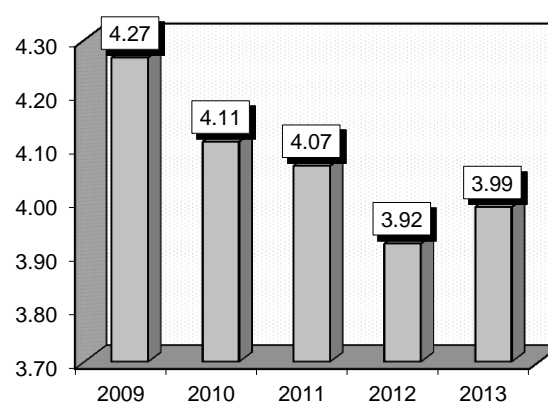
Comment: Common diagnoses associated with this procedure (listed in order of frequency) were: Mother had a previous cesarean delivery (65421), anemia (2859), abnormality in fetal heart rate or rhythm (65971), early onset of delivery (64421), advanced maternal age (65961), sterilization (V252).

Gender	2009			2010			2011			2012			2013		
	Cases	Avg LOS	Avg Bill	Cases	Avg LOS	Avg Bill	Cases	Avg LOS	Avg Bill	Cases	Avg LOS	Avg Bill	Cases	Avg LOS	Avg Bill
Male	0	0.00	\$0	0	0.00	\$0	0	0.00	\$0	0	0.00	\$0	0	0.00	\$0
Female	3,809	4.27	\$25,301	3,843	4.11	\$26,983	3,882	4.07	\$28,965	3,990	3.92	\$30,329	3,873	3.99	\$32,863
Age Group	Cases	Avg LOS	Avg Bill	Cases	Avg LOS	Avg Bill	Cases	Avg LOS	Avg Bill	Cases	Avg LOS	Avg Bill	Cases	Avg LOS	Avg Bill
0-17	80	3.80	\$23,141	53	3.40	\$23,033	43	3.81	\$26,816	33	3.88	\$28,487	30	3.57	\$31,025
18-35	3,004	4.15	\$24,768	3,052	4.10	\$26,330	3,021	4.04	\$28,715	3,077	3.86	\$30,011	3,017	3.99	\$32,511
36-49	722	4.79	\$27,779	736	4.20	\$29,969	817	4.16	\$29,991	877	4.14	\$31,520	826	4.00	\$34,216
50-64	3	4.00	\$20,212	2	5.50	\$29,926	1	3.00	\$35,761	3	4.33	\$29,019	0	0.00	\$0
65+	0	0.00	\$0	0	0.00	\$0	0	0.00	\$0	0	0.00	\$0	0	0.00	\$0
Total	3,809	4.27	\$25,301	3,843	4.11	\$26,983	3,882	4.07	\$28,965	3,990	3.92	\$30,329	3,873	3.99	\$32,863

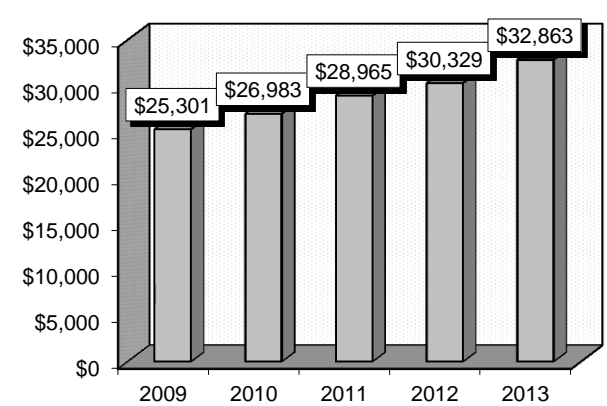
Patient Discharges



Average Length of Stay



Average Billed Charges



County / Hospital	2009			2010			2011			2012			2013		
	Cases	Avg LOS	Avg Bill	Cases	Avg LOS	Avg Bill	Cases	Avg LOS	Avg Bill	Cases	Avg LOS	Avg Bill	Cases	Avg LOS	Avg Bill
Clark															
Centennial Hills	87	3.68	\$24,507	150	3.25	\$23,408	129	3.26	\$29,577	161	3.14	\$32,389	203	3.20	\$34,276
Desert Springs	0	0.00	\$0	0	0.00	\$0	0	0.00	\$0	0	0.00	\$0	0	0.00	\$0
Mountain View	152	3.06	\$16,987	156	3.51	\$20,198	151	3.06	\$21,764	172	3.20	\$25,319	171	3.08	\$26,691
North Vista	86	2.76	\$33,460	1	2.00	\$24,676	0	0.00	\$0	0	0.00	\$0	0	0.00	\$0
Southern Hills	208	4.13	\$21,797	211	3.32	\$22,946	243	3.44	\$25,723	232	3.47	\$27,041	185	3.28	\$27,341
Spring Valley	246	3.50	\$22,772	289	3.62	\$29,282	357	3.84	\$33,383	396	3.81	\$36,175	433	4.38	\$41,924
St. Rose-Rose de Lima	88	3.17	\$22,741	17	2.71	\$22,190	0	0.00	\$0	0	0.00	\$0	0	0.00	\$0
St. Rose-San Martin	88	3.18	\$22,798	77	3.58	\$28,415	97	3.06	\$30,113	84	3.17	\$30,340	90	3.26	\$33,278
St. Rose-Siena	421	4.23	\$27,713	438	4.38	\$32,596	456	3.95	\$32,505	451	3.83	\$33,373	434	3.44	\$33,460
Summerlin	427	4.70	\$28,746	466	4.89	\$33,295	522	4.99	\$38,006	536	5.00	\$39,223	564	4.73	\$44,514
Sunrise	533	4.61	\$28,081	535	4.13	\$27,084	478	4.50	\$30,560	466	3.69	\$28,800	452	3.63	\$28,492
UMC	382	3.38	\$23,502	384	3.48	\$24,391	361	3.21	\$21,738	374	3.49	\$26,156	330	3.45	\$26,685
Valley	326	4.54	\$28,395	297	4.04	\$29,673	270	4.02	\$34,643	260	3.81	\$37,131	183	4.16	\$42,790
Total	3,044	4.05	\$25,913	3,021	3.99	\$28,142	3,064	3.98	\$30,895	3,132	3.85	\$32,455	3,045	3.83	\$35,097
Washoe															
Carson Tahoe	56	2.88	\$27,091	56	2.88	\$29,384	57	2.54	\$29,708	76	2.75	\$28,194	70	3.11	\$31,116
Northern Nevada	0	0.00	\$0	0	0.00	\$0	0	0.00	\$0	0	0.00	\$0	0	0.00	\$0
Renown Regional	338	6.43	\$22,404	384	5.35	\$21,725	420	5.00	\$21,886	489	4.64	\$22,410	452	5.24	\$25,340
Renown S. Meadows	0	0.00	\$0	0	0.00	\$0	0	0.00	\$0	0	0.00	\$0	0	0.00	\$0
Saint Mary's	264	4.98	\$25,456	265	4.57	\$25,664	235	4.58	\$21,649	184	4.58	\$23,399	186	4.73	\$23,538
Sierra Surgery	0	0.00	\$0	0	0.00	\$0	0	0.00	\$0	0	0.00	\$0	0	0.00	\$0
Total	658	5.55	\$24,027	705	4.86	\$23,814	712	4.67	\$22,434	749	4.43	\$23,240	708	4.89	\$25,438
Rural															
Battle Mountain	0	0.00	\$0	0	0.00	\$0	0	0.00	\$0	0	0.00	\$0	0	0.00	\$0
Boulder City	0	0.00	\$0	0	0.00	\$0	0	0.00	\$0	0	0.00	\$0	0	0.00	\$0
Carson Valley	0	0.00	\$0	0	0.00	\$0	0	0.00	\$0	0	0.00	\$0	0	0.00	\$0
Churchill	20	2.30	\$15,656	24	2.79	\$19,389	38	2.50	\$16,445	44	2.39	\$16,581	49	2.33	\$18,364
Desert View	0	0.00	\$0	0	0.00	\$0	0	0.00	\$0	0	0.00	\$0	0	0.00	\$0
Grover C. Dils	0	0.00	\$0	0	0.00	\$0	0	0.00	\$0	0	0.00	\$0	0	0.00	\$0
Humboldt	10	3.00	\$14,428	8	5.00	\$16,445	7	3.14	\$15,607	6	2.67	\$19,732	9	2.89	\$19,628
Incline Village	0	0.00	\$0	0	0.00	\$0	0	0.00	\$0	0	0.00	\$0	0	0.00	\$0
Mesa View	26	2.85	\$16,700	8	2.88	\$14,132	11	2.82	\$17,784	12	2.50	\$16,345	9	3.11	\$26,283
Mount Grant	0	0.00	\$0	0	0.00	\$0	0	0.00	\$0	0	0.00	\$0	0	0.00	\$0
Northeastern	49	2.59	\$15,364	73	2.47	\$15,109	45	2.42	\$17,541	43	2.42	\$19,182	47	2.70	\$20,313
Nye	0	0.00	\$0	0	0.00	\$0	0	0.00	\$0	0	0.00	\$0	0	0.00	\$0
Pershing	0	0.00	\$0	0	0.00	\$0	0	0.00	\$0	0	0.00	\$0	0	0.00	\$0
South Lyon	0	0.00	\$0	0	0.00	\$0	0	0.00	\$0	0	0.00	\$0	0	0.00	\$0
William Bee Ririe	2	3.50	\$19,046	4	3.00	\$19,388	5	2.20	\$17,436	4	2.75	\$22,103	6	2.50	\$21,913
Total	107	2.65	\$15,725	117	2.75	\$16,158	106	2.53	\$17,040	109	2.44	\$17,957	120	2.58	\$19,993
All Counties	3,809	4.27	\$25,301	3,843	4.11	\$26,983	3,882	4.07	\$28,965	3,990	3.92	\$30,329	3,873	3.99	\$32,863

Cesarean Section Without Complications (766)

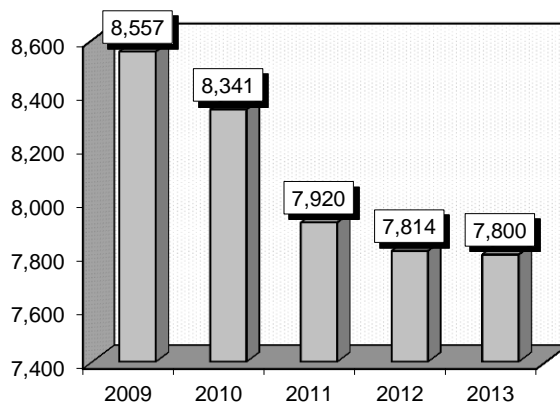
Procedures: that frequently accompanied Cesarean Section Without Complications were: 1) Bilateral tubal division (6632), 2) Medical induction of labor (734), 3) Bilateral tubal destruction (6639), 4) Vacuum extraction delivery (7279), 5) Peritoneal adhesiolysis (5459).

Definitions: **Antepartum:** Begins with conception and ends with the onset of labor. **Cesarean:** A surgical procedure in delivering the baby. Also called a C-section. An Epidural is given to block the pain, and an incision is made in the very low part of the woman's abdomen. The baby is removed through this incision after which it is sutured. **Fallopian tube:** One of a pair of ducts, one opening at one end into the uterus and the other end into the peritoneal cavity over the ovary. **Peritoneal:** A membrane that lines the wall of the abdominal cavity. **Adhesiolysis:** The treatment for the removal of scarlike tissue that forms between two surfaces within the body.

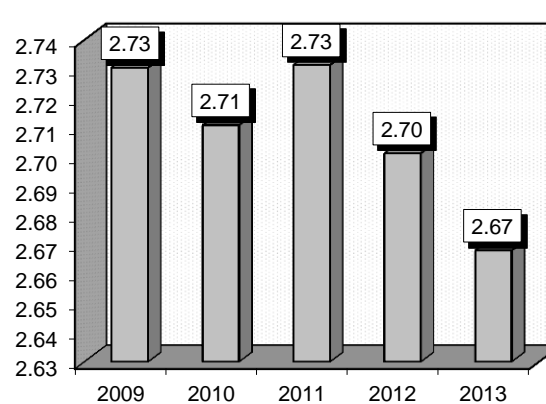
Comment: Common diagnoses associated with this procedure (listed in order of frequency) were: Mother had a previous cesarean delivery (65421), abnormality in fetal heart rate or rhythm (65971), sterilization (V252), cord entanglement (66331), elderly with previous pregnancy (65961), early onset delivery (64421), breach delivery (65221).

Gender	2009			2010			2011			2012			2013		
	Cases	Avg LOS	Avg Bill	Cases	Avg LOS	Avg Bill	Cases	Avg LOS	Avg Bill	Cases	Avg LOS	Avg Bill	Cases	Avg LOS	Avg Bill
Male	0	0.00	\$0	0	0.00	\$0	0	0.00	\$0	0	0.00	\$0	0	0.00	\$0
Female	8,557	2.73	\$17,694	8,341	2.71	\$19,227	7,920	2.73	\$21,112	7,814	2.70	\$22,825	7,800	2.67	\$24,528
Age Group	Cases	Avg LOS	Avg Bill	Cases	Avg LOS	Avg Bill	Cases	Avg LOS	Avg Bill	Cases	Avg LOS	Avg Bill	Cases	Avg LOS	Avg Bill
0-17	152	2.88	\$18,522	104	2.82	\$19,462	75	2.99	\$22,717	71	2.90	\$23,338	58	2.76	\$25,916
18-35	7,171	2.71	\$17,661	6,892	2.71	\$19,136	6,583	2.71	\$20,973	6,487	2.69	\$22,759	6,483	2.66	\$24,470
36-49	1,232	2.80	\$17,793	1,345	2.72	\$19,675	1,261	2.84	\$21,735	1,255	2.75	\$23,134	1,258	2.68	\$24,769
50-64	2	3.00	\$14,571	0	0.00	\$0	1	4.00	\$26,698	1	3.00	\$25,035	1	3.00	\$19,761
65+	0	0.00	\$0	0	0.00	\$0	0	0.00	\$0	0	0.00	\$0	0	0.00	\$0
Total	8,557	2.73	\$17,694	8,341	2.71	\$19,227	7,920	2.73	\$21,112	7,814	2.70	\$22,825	7,800	2.67	\$24,528

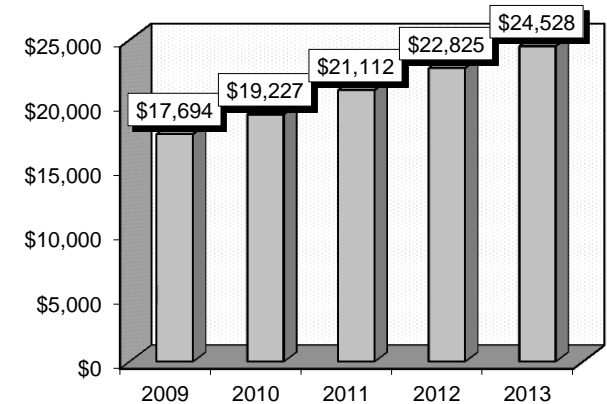
Patient Discharges



Average Length of Stay



Average Billed Charges



County / Hospital	2009			2010			2011			2012			2013		
	Cases	Avg LOS	Avg Bill	Cases	Avg LOS	Avg Bill	Cases	Avg LOS	Avg Bill	Cases	Avg LOS	Avg Bill	Cases	Avg LOS	Avg Bill
Clark															
Centennial Hills	255	2.60	\$16,421	324	2.69	\$20,484	379	2.74	\$25,023	381	2.71	\$28,430	437	2.54	\$29,620
Desert Springs	0	0.00	\$0	0	0.00	\$0	0	0.00	\$0	0	0.00	\$0	0	0.00	\$0
Mountain View	397	2.80	\$14,372	457	2.63	\$15,724	392	2.70	\$17,678	403	2.51	\$19,093	390	2.54	\$21,497
North Vista	249	2.39	\$23,953	2	2.50	\$18,953	0	0.00	\$0	0	0.00	\$0	0	0.00	\$0
Southern Hills	329	2.88	\$17,969	295	2.71	\$18,464	328	2.68	\$20,598	288	2.56	\$21,305	319	2.52	\$22,621
Spring Valley	668	2.58	\$18,239	716	2.53	\$21,036	795	2.68	\$25,361	749	2.86	\$28,489	791	2.80	\$31,600
St. Rose-Rose de Lima	227	2.63	\$19,827	71	3.11	\$22,515	0	0.00	\$0	0	0.00	\$0	0	0.00	\$0
St. Rose-San Martin	197	2.64	\$19,203	200	2.62	\$21,119	192	2.64	\$23,662	252	2.66	\$26,017	228	2.62	\$26,906
St. Rose-Siena	783	2.76	\$19,391	881	2.69	\$21,607	871	2.80	\$23,745	897	2.66	\$25,331	898	2.65	\$27,268
Summerlin	868	2.83	\$20,250	905	2.77	\$23,020	905	2.88	\$25,903	929	2.84	\$27,808	892	2.76	\$31,552
Sunrise	1,225	2.69	\$17,110	1,135	2.73	\$18,768	1,010	2.65	\$18,585	1,035	2.53	\$19,496	1,098	2.55	\$20,055
UMC	776	2.55	\$15,912	735	2.46	\$14,669	667	2.39	\$15,442	665	2.45	\$17,881	632	2.46	\$18,418
Valley	837	2.43	\$17,419	900	2.52	\$20,667	754	2.42	\$24,677	614	2.63	\$27,246	501	2.43	\$30,220
Total	6,811	2.65	\$18,042	6,621	2.64	\$19,747	6,293	2.66	\$22,196	6,213	2.65	\$24,128	6,186	2.61	\$26,044
Washoe															
Carson Tahoe	189	2.37	\$24,603	183	2.29	\$24,770	159	3.03	\$25,487	139	2.36	\$25,575	177	2.41	\$25,460
Northern Nevada	0	0.00	\$0	0	0.00	\$0	0	0.00	\$0	0	0.00	\$0	0	0.00	\$0
Renown Regional	841	3.49	\$14,327	780	3.30	\$15,031	760	3.23	\$15,700	729	3.21	\$16,833	752	3.23	\$17,734
Renown S. Meadows	0	0.00	\$0	0	0.00	\$0	0	0.00	\$0	0	0.00	\$0	0	0.00	\$0
Saint Mary's	373	3.05	\$19,380	431	3.20	\$20,520	409	3.06	\$17,321	397	3.05	\$18,228	381	2.98	\$18,740
Sierra Surgery	0	0.00	\$0	0	0.00	\$0	0	0.00	\$0	0	0.00	\$0	0	0.00	\$0
Total	1,403	3.22	\$17,055	1,394	3.14	\$18,007	1,328	3.16	\$17,371	1,265	3.06	\$18,231	1,310	3.05	\$19,070
Rural															
Battle Mountain	0	0.00	\$0	0	0.00	\$0	0	0.00	\$0	0	0.00	\$0	0	0.00	\$0
Boulder City	0	0.00	\$0	0	0.00	\$0	0	0.00	\$0	0	0.00	\$0	0	0.00	\$0
Carson Valley	0	0.00	\$0	0	0.00	\$0	0	0.00	\$0	0	0.00	\$0	0	0.00	\$0
Churchill	103	2.13	\$15,774	101	2.34	\$15,028	93	2.15	\$14,869	89	2.11	\$15,455	72	2.17	\$15,980
Desert View	0	0.00	\$0	0	0.00	\$0	0	0.00	\$0	0	0.00	\$0	0	0.00	\$0
Grover C. Dils	0	0.00	\$0	0	0.00	\$0	0	0.00	\$0	0	0.00	\$0	0	0.00	\$0
Humboldt	25	3.08	\$12,627	38	3.00	\$12,335	35	3.74	\$15,858	43	2.86	\$17,297	49	2.73	\$18,861
Incline Village	0	0.00	\$0	0	0.00	\$0	0	0.00	\$0	0	0.00	\$0	0	0.00	\$0
Mesa View	30	2.30	\$11,051	27	2.59	\$13,218	28	2.46	\$13,826	32	2.47	\$15,942	20	2.55	\$16,034
Mount Grant	0	0.00	\$0	0	0.00	\$0	0	0.00	\$0	0	0.00	\$0	0	0.00	\$0
Northeastern	173	2.25	\$12,583	141	2.09	\$13,328	131	2.03	\$14,923	154	2.06	\$15,829	149	2.11	\$17,279
Nye	0	0.00	\$0	0	0.00	\$0	0	0.00	\$0	0	0.00	\$0	0	0.00	\$0
Pershing	0	0.00	\$0	0	0.00	\$0	0	0.00	\$0	0	0.00	\$0	0	0.00	\$0
South Lyon	0	0.00	\$0	0	0.00	\$0	0	0.00	\$0	0	0.00	\$0	0	0.00	\$0
William Bee Ririe	12	2.17	\$12,569	19	2.58	\$16,080	12	2.50	\$15,042	18	2.33	\$17,503	14	2.29	\$18,606
Total	343	2.27	\$13,410	326	2.34	\$13,890	299	2.33	\$14,918	336	2.23	\$16,018	304	2.26	\$17,205
All Counties	8,557	2.73	\$17,694	8,341	2.71	\$19,227	7,920	2.73	\$21,112	7,814	2.70	\$22,825	7,800	2.67	\$24,528

Vaginal Delivery With Complicating Diagnoses (774)

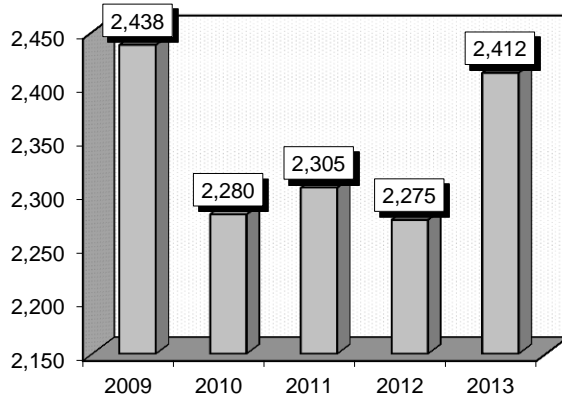
Procedures: that frequently accompanied Vaginal Delivery With Complicating Diagnoses were: 1) Repair of obstetric laceration (7569), 2) Medical induction of labor (734), 3) Artificial rupture of membranes (7309), 4) Episiotomy (736), 5) Manual removal of placenta (754).

Definitions: **Antepartum:** Begins with conception and ends with the onset of labor. **Vaginal delivery:** The birth of a fetus through the vagina. **Laceration:** The medical word for cut or tear of the skin or tissue. **Episiotomy:** A small incision of the perineum made to enlarge the vaginal opening. **Perineum:** The muscle and tissue between the vagina and the rectum.

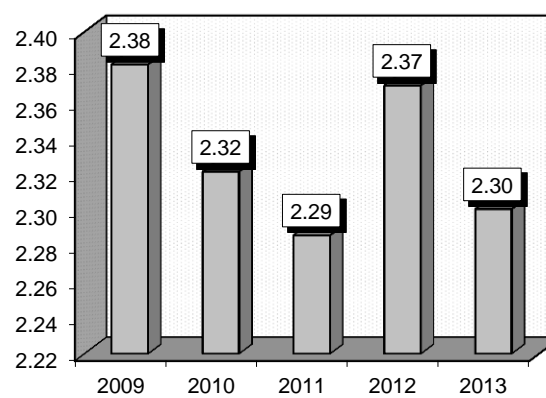
Comment: Common diagnoses associated with this procedure (listed in order of frequency) were: Perineal laceration, rupture, or tear involving: fourchette, hymen, labia, skin, vagina, vulva, pelvic floor, perineal muscles, vaginal muscles, (66401, 4, 11), cord entanglement (66331), abnormality in fetal heart rate or rhythm (6597), other specified infectious and parasitic diseases (6478), early onset delivery (64221).

Gender	2009			2010			2011			2012			2013		
	Cases	Avg LOS	Avg Bill	Cases	Avg LOS	Avg Bill	Cases	Avg LOS	Avg Bill	Cases	Avg LOS	Avg Bill	Cases	Avg LOS	Avg Bill
Male	0	0.00	\$0	0	0.00	\$0	0	0.00	\$0	0	0.00	\$0	0	0.00	\$0
Female	2,438	2.38	\$13,369	2,280	2.32	\$13,822	2,305	2.29	\$14,910	2,275	2.37	\$16,436	2,412	2.30	\$16,776
Age Group	Cases	Avg LOS	Avg Bill	Cases	Avg LOS	Avg Bill	Cases	Avg LOS	Avg Bill	Cases	Avg LOS	Avg Bill	Cases	Avg LOS	Avg Bill
0-17	89	2.27	\$12,612	69	2.77	\$15,253	53	3.19	\$17,853	61	3.30	\$20,393	44	2.59	\$18,808
18-35	2,077	2.38	\$13,368	1,923	2.32	\$13,765	1,955	2.26	\$14,681	1,926	2.36	\$16,282	2,022	2.30	\$16,688
36-49	271	2.41	\$13,608	288	2.22	\$13,856	297	2.32	\$15,894	288	2.27	\$16,628	346	2.25	\$17,031
50-64	1	3.00	\$17,559	0	0.00	\$0	0	0.00	\$0	0	0.00	\$0	0	0.00	\$0
65+	0	0.00	\$0	0	0.00	\$0	0	0.00	\$0	0	0.00	\$0	0	0.00	\$0
Total	2,438	2.38	\$13,369	2,280	2.32	\$13,822	2,305	2.29	\$14,910	2,275	2.37	\$16,436	2,412	2.30	\$16,776

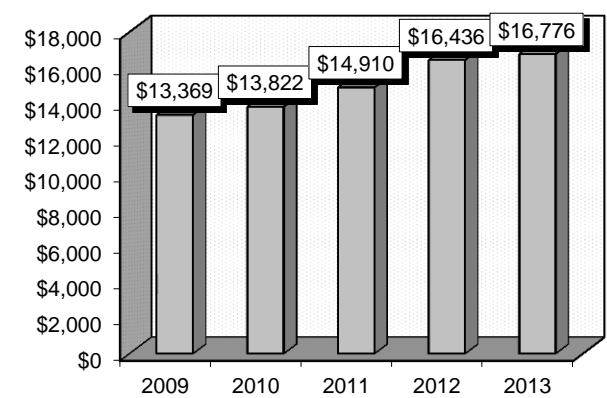
Patient Discharges



Average Length of Stay



Average Billed Charges



County / Hospital	2009			2010			2011			2012			2013		
	Cases	Avg LOS	Avg Bill	Cases	Avg LOS	Avg Bill	Cases	Avg LOS	Avg Bill	Cases	Avg LOS	Avg Bill	Cases	Avg LOS	Avg Bill
Clark															
Centennial Hills	68	2.12	\$11,922	107	2.34	\$16,818	74	2.07	\$17,558	136	2.14	\$19,542	204	1.95	\$19,292
Desert Springs	0	0.00	\$0	0	0.00	\$0	0	0.00	\$0	0	0.00	\$0	0	0.00	\$0
Mountain View	115	2.17	\$10,358	84	2.15	\$11,640	109	2.01	\$11,810	95	2.19	\$13,910	121	1.93	\$13,550
North Vista	85	2.09	\$17,103	1	2.00	\$9,995	0	0.00	\$0	0	0.00	\$0	0	0.00	\$0
Southern Hills	85	2.31	\$12,948	81	2.43	\$15,300	118	2.32	\$17,670	122	2.01	\$16,788	116	2.33	\$17,472
Spring Valley	118	2.21	\$13,229	127	2.04	\$15,743	138	2.24	\$19,047	110	2.80	\$21,192	166	2.30	\$22,587
St. Rose-Rose de Lima	89	1.92	\$16,245	20	1.95	\$17,118	0	0.00	\$0	0	0.00	\$0	0	0.00	\$0
St. Rose-San Martin	53	2.32	\$17,520	63	2.40	\$19,095	44	2.05	\$18,717	46	2.33	\$21,653	41	2.32	\$25,394
St. Rose-Siena	204	2.76	\$18,702	178	2.34	\$19,039	178	2.09	\$19,875	164	2.26	\$21,123	154	2.12	\$24,453
Summerlin	161	2.59	\$18,517	153	2.60	\$20,188	182	2.48	\$22,601	162	3.02	\$30,082	194	2.78	\$27,439
Sunrise	186	2.58	\$13,441	187	2.29	\$13,833	220	2.62	\$17,156	174	3.04	\$20,615	187	2.41	\$17,298
UMC	535	2.33	\$10,297	495	2.29	\$10,208	468	2.43	\$11,147	446	2.41	\$12,151	443	2.51	\$11,491
Valley	132	2.36	\$19,313	137	2.29	\$15,219	96	2.13	\$19,794	101	1.95	\$18,812	86	2.16	\$22,852
Total	1,831	2.37	\$14,116	1,633	2.31	\$14,558	1,627	2.33	\$16,390	1,556	2.45	\$18,379	1,712	2.33	\$18,558
Washoe															
Carson Tahoe	48	2.15	\$12,308	60	1.93	\$12,609	68	1.84	\$12,507	97	1.88	\$12,871	102	2.36	\$12,355
Northern Nevada	0	0.00	\$0	0	0.00	\$0	0	0.00	\$0	0	0.00	\$0	0	0.00	\$0
Renown Regional	302	2.62	\$10,005	312	2.48	\$10,765	321	2.29	\$10,769	381	2.34	\$11,706	387	2.33	\$12,546
Renown S. Meadows	0	0.00	\$0	0	0.00	\$0	0	0.00	\$0	0	0.00	\$0	0	0.00	\$0
Saint Mary's	182	2.38	\$13,708	192	2.46	\$14,710	196	2.28	\$12,046	166	2.27	\$13,600	108	2.31	\$13,268
Sierra Surgery	0	0.00	\$0	0	0.00	\$0	0	0.00	\$0	0	0.00	\$0	0	0.00	\$0
Total	532	2.49	\$11,479	564	2.41	\$12,304	585	2.24	\$11,399	644	2.25	\$12,369	597	2.33	\$12,644
Rural															
Battle Mountain	0	0.00	\$0	0	0.00	\$0	0	0.00	\$0	0	0.00	\$0	0	0.00	\$0
Boulder City	0	0.00	\$0	0	0.00	\$0	0	0.00	\$0	0	0.00	\$0	0	0.00	\$0
Carson Valley	0	0.00	\$0	0	0.00	\$0	0	0.00	\$0	0	0.00	\$0	0	0.00	\$0
Churchill	15	1.67	\$7,373	14	1.43	\$6,104	19	1.84	\$9,040	21	1.48	\$7,550	37	1.68	\$7,630
Desert View	0	0.00	\$0	0	0.00	\$0	0	0.00	\$0	0	0.00	\$0	0	0.00	\$0
Grover C. Dils	0	0.00	\$0	0	0.00	\$0	0	0.00	\$0	0	0.00	\$0	0	0.00	\$0
Humboldt	11	1.91	\$5,865	12	2.92	\$6,504	13	2.00	\$7,817	7	1.29	\$8,140	10	1.60	\$8,399
Incline Village	0	0.00	\$0	0	0.00	\$0	0	0.00	\$0	0	0.00	\$0	0	0.00	\$0
Mesa View	20	2.20	\$6,639	10	2.00	\$6,630	10	1.60	\$7,383	9	2.67	\$12,751	5	2.00	\$10,333
Mount Grant	0	0.00	\$0	0	0.00	\$0	0	0.00	\$0	0	0.00	\$0	0	0.00	\$0
Northeastern	24	1.75	\$12,038	40	1.73	\$12,097	40	1.88	\$14,371	27	1.41	\$13,648	42	1.45	\$14,560
Nye	0	0.00	\$0	0	0.00	\$0	0	0.00	\$0	0	0.00	\$0	0	0.00	\$0
Pershing	0	0.00	\$0	0	0.00	\$0	0	0.00	\$0	0	0.00	\$0	0	0.00	\$0
South Lyon	0	0.00	\$0	0	0.00	\$0	0	0.00	\$0	0	0.00	\$0	0	0.00	\$0
William Bee Ririe	5	1.60	\$8,631	7	2.57	\$12,322	11	2.09	\$10,205	11	1.82	\$11,679	9	1.89	\$12,615
Total	75	1.87	\$8,533	83	1.95	\$9,638	93	1.88	\$11,122	75	1.63	\$11,030	103	1.61	\$11,097
All Counties	2,438	2.38	\$13,369	2,280	2.32	\$13,822	2,305	2.29	\$14,910	2,275	2.37	\$16,436	2,412	2.30	\$16,776

Vaginal Delivery Without Complicating Diagnoses (775)

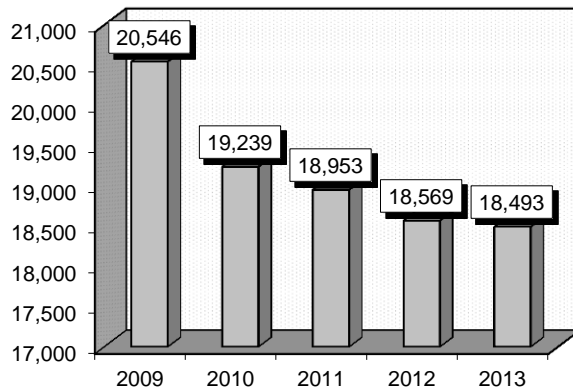
Procedures: that frequently accompanied Vaginal Delivery Without Complicating Diagnoses were: 1) Repair of obstetric laceration (7569), 2) Medical induction of labor (734), 3) Artificial rupture of membranes (7309), 4) Episiotomy (736), 5) Vacuum extraction delivery (7279).

Definitions: **Antepartum:** Begins with conception and ends with the onset of labor. **Vaginal delivery:** The birth of a fetus through the vagina. **Laceration:** The medical word for cut or tear of the skin or tissue. **Episiotomy:** A small incision of the perineum made to enlarge the vaginal opening. **Perineum:** The muscle and tissue between the vagina and the rectum.

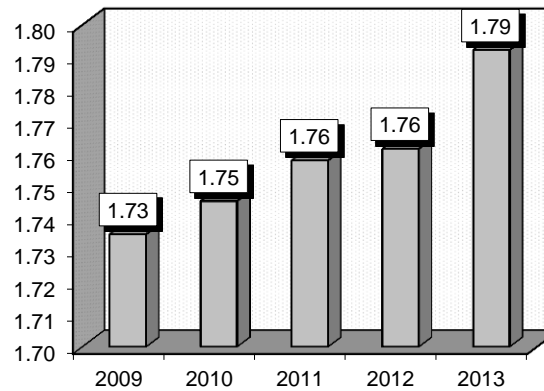
Comment: Diagnoses included in this procedure include, but are not limited to, normal delivery, drug dependence-delivered, twin pregnancy-delivered, premature rupture of membranes-delivered, breech presentation-delivered, maternal stress-delivered, and cord prolapse-delivered. Common diagnoses associated with this DRG (listed in order of frequency) are: Perineal laceration, rupture, or tear involving: fourchette, hymen, labia, skin, vagina, vulva, pelvic floor, perineal muscles, vaginal muscles, (66401, 4, 11), cord entanglement (66331), pregnancy over 40 completed weeks to 42 completed weeks gestation (6451).

Gender	2009			2010			2011			2012			2013		
	Cases	Avg LOS	Avg Bill	Cases	Avg LOS	Avg Bill	Cases	Avg LOS	Avg Bill	Cases	Avg LOS	Avg Bill	Cases	Avg LOS	Avg Bill
Male	0	0.00	\$0	0	0.00	\$0	0	0.00	\$0	0	0.00	\$0	0	0.00	\$0
Female	20,546	1.73	\$10,177	19,239	1.75	\$11,184	18,953	1.76	\$12,444	18,569	1.76	\$13,512	18,493	1.79	\$14,583
Age Group	Cases	Avg LOS	Avg Bill	Cases	Avg LOS	Avg Bill	Cases	Avg LOS	Avg Bill	Cases	Avg LOS	Avg Bill	Cases	Avg LOS	Avg Bill
0-17	930	1.91	\$10,661	502	1.86	\$10,825	509	2.09	\$13,220	426	1.92	\$13,416	322	1.96	\$14,403
18-35	17,972	1.73	\$10,134	16,843	1.74	\$11,147	16,559	1.75	\$12,397	16,370	1.75	\$13,461	16,294	1.80	\$14,580
36-49	1,643	1.73	\$10,378	1,894	1.74	\$11,606	1,882	1.69	\$12,596	1,773	1.80	\$14,008	1,876	1.73	\$14,631
50-64	0	0.00	\$0	0	0.00	\$0	2	2.00	\$14,088	0	0.00	\$0	1	4.00	\$34,006
65+	1	1.00	\$3,125	0	0.00	\$0	1	9.00	\$109,574	0	0.00	\$0	0	0.00	\$0
Total	20,546	1.73	\$10,177	19,239	1.75	\$11,184	18,953	1.76	\$12,444	18,569	1.76	\$13,512	18,493	1.79	\$14,583

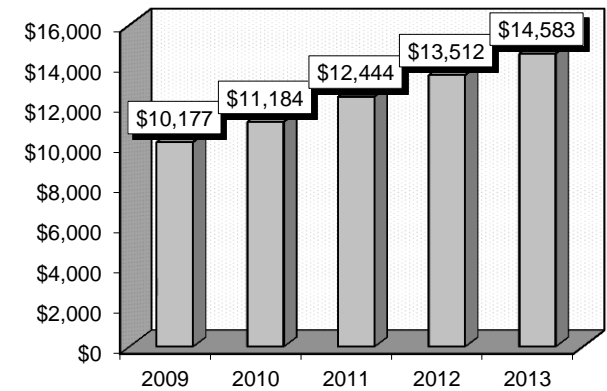
Patient Discharges



Average Length of Stay



Average Billed Charges



County / Hospital	2009			2010			2011			2012			2013		
	Cases	Avg LOS	Avg Bill	Cases	Avg LOS	Avg Bill	Cases	Avg LOS	Avg Bill	Cases	Avg LOS	Avg Bill	Cases	Avg LOS	Avg Bill
Clark															
Centennial Hills	588	1.83	\$10,326	692	1.74	\$12,257	844	1.84	\$15,435	865	1.70	\$17,119	1,068	1.70	\$17,481
Desert Springs	0	0.00	\$0	0	0.00	\$0	0	0.00	\$0	0	0.00	\$0	0	0.00	\$0
Mountain View	1,107	1.68	\$7,733	998	1.70	\$8,918	1,049	1.72	\$9,853	1,050	1.77	\$10,993	1,016	1.74	\$11,471
North Vista	949	1.48	\$13,714	10	1.50	\$13,177	0	0.00	\$0	1	1.00	\$7,099	0	0.00	\$0
Southern Hills	726	1.93	\$10,520	613	1.90	\$11,652	660	1.85	\$13,686	584	1.80	\$14,067	634	1.80	\$13,569
Spring Valley	1,055	1.85	\$11,671	1,145	1.69	\$12,958	1,233	1.71	\$15,093	1,129	1.96	\$17,097	1,233	2.06	\$19,717
St. Rose-Rose de Lima	693	1.71	\$14,519	201	1.87	\$15,169	0	0.00	\$0	0	0.00	\$0	0	0.00	\$0
St. Rose-San Martin	431	1.85	\$14,818	546	1.76	\$15,376	511	1.72	\$16,774	533	1.84	\$18,496	557	1.73	\$20,352
St. Rose-Siena	1,482	1.85	\$14,542	1,670	1.78	\$16,076	1,782	1.75	\$17,380	1,797	1.77	\$18,911	1,769	1.80	\$21,118
Summerlin	1,583	1.80	\$13,266	1,728	1.81	\$15,228	1,880	1.93	\$17,368	1,934	1.84	\$18,906	1,832	1.92	\$21,635
Sunrise	2,351	1.76	\$8,977	2,428	1.77	\$10,017	2,341	1.82	\$11,265	2,446	1.81	\$12,308	2,528	1.83	\$12,756
UMC	2,510	1.73	\$7,034	2,235	1.76	\$7,243	2,098	1.77	\$7,676	1,914	1.84	\$8,237	1,777	1.83	\$7,828
Valley	1,688	1.58	\$10,346	1,875	1.58	\$11,988	1,734	1.60	\$14,591	1,377	1.57	\$15,885	1,165	1.61	\$17,926
Total	15,163	1.74	\$10,738	14,141	1.74	\$11,816	14,132	1.77	\$13,514	13,630	1.79	\$14,822	13,579	1.82	\$16,099
Washoe															
Carson Tahoe	578	1.63	\$9,740	570	1.62	\$10,115	509	1.97	\$10,153	548	1.48	\$10,236	543	1.53	\$10,283
Northern Nevada	0	0.00	\$0	0	0.00	\$0	0	0.00	\$0	0	0.00	\$0	0	0.00	\$0
Renown Regional	2,558	1.86	\$7,624	2,315	1.87	\$8,693	2,152	1.81	\$9,004	2,348	1.82	\$9,848	2,380	1.80	\$10,316
Renown S. Meadows	0	0.00	\$0	0	0.00	\$0	0	0.00	\$0	0	0.00	\$0	0	0.00	\$0
Saint Mary's	1,316	1.70	\$10,970	1,352	1.78	\$11,479	1,270	1.67	\$9,986	1,135	1.72	\$10,328	1,081	1.86	\$10,742
Sierra Surgery	0	0.00	\$0	0	0.00	\$0	0	0.00	\$0	0	0.00	\$0	0	0.00	\$0
Total	4,452	1.78	\$8,888	4,237	1.81	\$9,774	3,931	1.79	\$9,470	4,031	1.75	\$10,036	4,004	1.78	\$10,427
Rural															
Battle Mountain	0	0.00	\$0	0	0.00	\$0	0	0.00	\$0	0	0.00	\$0	0	0.00	\$0
Boulder City	0	0.00	\$0	0	0.00	\$0	0	0.00	\$0	0	0.00	\$0	0	0.00	\$0
Carson Valley	0	0.00	\$0	0	0.00	\$0	0	0.00	\$0	0	0.00	\$0	0	0.00	\$0
Churchill	225	1.20	\$5,540	204	1.43	\$6,117	222	1.35	\$6,295	218	1.30	\$6,450	196	1.42	\$6,892
Desert View	0	0.00	\$0	0	0.00	\$0	0	0.00	\$0	0	0.00	\$0	0	0.00	\$0
Grover C. Dils	0	0.00	\$0	0	0.00	\$0	0	0.00	\$0	0	0.00	\$0	0	0.00	\$0
Humboldt	184	1.17	\$4,011	199	1.23	\$4,161	192	1.20	\$5,283	189	1.24	\$6,499	188	1.23	\$6,596
Incline Village	0	0.00	\$0	0	0.00	\$0	0	0.00	\$0	0	0.00	\$0	0	0.00	\$0
Mesa View	89	1.65	\$4,960	71	1.73	\$4,955	72	1.72	\$5,571	80	1.45	\$5,309	63	1.56	\$6,314
Mount Grant	0	0.00	\$0	0	0.00	\$0	0	0.00	\$0	0	0.00	\$0	0	0.00	\$0
Northeastern	369	1.51	\$10,202	324	1.52	\$11,222	354	1.45	\$12,238	373	1.40	\$12,915	414	1.51	\$13,984
Nye	0	0.00	\$0	3	1.00	\$3,060	1	1.00	\$7,235	1	1.00	\$5,522	0	0.00	\$0
Pershing	0	0.00	\$0	0	0.00	\$0	0	0.00	\$0	0	0.00	\$0	0	0.00	\$0
South Lyon	0	0.00	\$0	0	0.00	\$0	0	0.00	\$0	0	0.00	\$0	1	1.00	\$6,840
William Bee Ririe	64	1.77	\$8,243	60	1.85	\$9,894	49	1.63	\$10,237	47	1.79	\$11,521	48	1.65	\$11,431
Total	931	1.40	\$7,216	861	1.47	\$7,743	890	1.40	\$8,600	908	1.37	\$9,277	910	1.44	\$10,257
All Counties	20,546	1.73	\$10,177	19,239	1.75	\$11,184	18,953	1.76	\$12,444	18,569	1.76	\$13,512	18,493	1.79	\$14,583

False Labor (780)

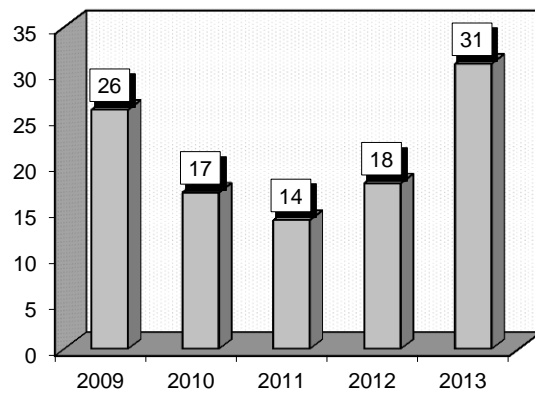
Diagnoses: that frequently accompanied False Labor were: There were no frequent diagnoses that accompanied false labor.

Definitions: False labor: Regular or irregular contractions of the uterus with no changes in the cervix. The experience of contractions that do not open or thin the cervix. Compared to true labor, false labor contractions may occur irregularly and do not get closer together. False labor contractions may stop when you walk or change position.

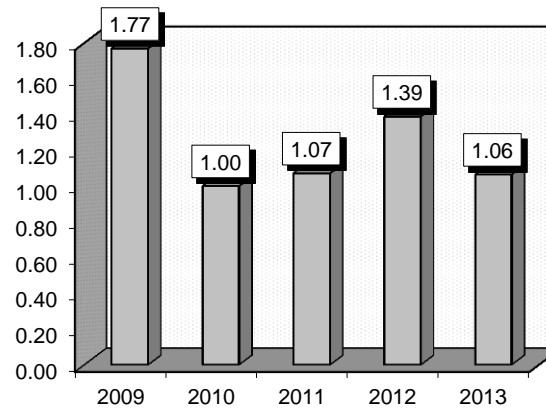
Comment: Procedures related to false labor are: Fetal monitoring (7534) and diagnostic amniocentesis (751).

Gender	2009			2010			2011			2012			2013		
	Cases	Avg LOS	Avg Bill	Cases	Avg LOS	Avg Bill	Cases	Avg LOS	Avg Bill	Cases	Avg LOS	Avg Bill	Cases	Avg LOS	Avg Bill
Male	0	0.00	\$0	0	0.00	\$0	0	0.00	\$0	0	0.00	\$0	0	0.00	\$0
Female	26	1.77	\$5,309	17	1.00	\$3,380	14	1.07	\$6,249	18	1.39	\$6,104	31	1.06	\$5,662
Age Group	Cases	Avg LOS	Avg Bill	Cases	Avg LOS	Avg Bill	Cases	Avg LOS	Avg Bill	Cases	Avg LOS	Avg Bill	Cases	Avg LOS	Avg Bill
0-17	2	1.50	\$3,832	0	0.00	\$0	1	1.00	\$5,259	0	0.00	\$0	3	1.00	\$5,862
18-35	22	1.86	\$5,760	17	1.00	\$3,380	13	1.08	\$6,325	17	1.41	\$6,302	24	1.08	\$5,569
36-49	2	1.00	\$1,831	0	0.00	\$0	0	0.00	\$0	1	1.00	\$2,752	4	1.00	\$6,074
50-64	0	0.00	\$0	0	0.00	\$0	0	0.00	\$0	0	0.00	\$0	0	0.00	\$0
65+	0	0.00	\$0	0	0.00	\$0	0	0.00	\$0	0	0.00	\$0	0	0.00	\$0
Total	26	1.77	\$5,309	17	1.00	\$3,380	14	1.07	\$6,249	18	1.39	\$6,104	31	1.06	\$5,662

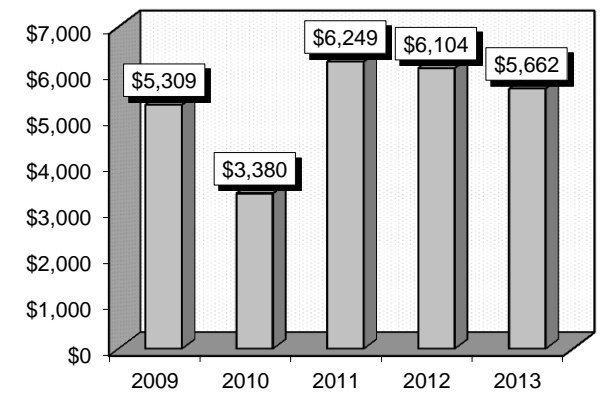
Patient Discharges



Average Length of Stay



Average Billed Charges



County / Hospital	2009			2010			2011			2012			2013		
	Cases	Avg LOS	Avg Bill	Cases	Avg LOS	Avg Bill	Cases	Avg LOS	Avg Bill	Cases	Avg LOS	Avg Bill	Cases	Avg LOS	Avg Bill
Clark															
Centennial Hills	0	0.00	\$0	1	1.00	\$2,940	2	1.00	\$3,222	0	0.00	\$0	2	1.00	\$6,344
Desert Springs	0	0.00	\$0	0	0.00	\$0	0	0.00	\$0	0	0.00	\$0	0	0.00	\$0
Mountain View	1	1.00	\$1,476	0	0.00	\$0	1	1.00	\$3,609	0	0.00	\$0	0	0.00	\$0
North Vista	3	1.00	\$1,899	0	0.00	\$0	0	0.00	\$0	0	0.00	\$0	0	0.00	\$0
Southern Hills	0	0.00	\$0	1	1.00	\$1,133	0	0.00	\$0	0	0.00	\$0	2	1.00	\$6,083
Spring Valley	2	1.00	\$2,234	1	1.00	\$4,149	3	1.00	\$8,210	1	1.00	\$7,174	1	1.00	\$5,660
St. Rose-Rose de Lima	1	1.00	\$2,808	1	1.00	\$4,449	0	0.00	\$0	0	0.00	\$0	0	0.00	\$0
St. Rose-San Martin	2	7.50	\$16,299	0	0.00	\$0	1	1.00	\$5,978	1	1.00	\$2,752	1	2.00	\$28,070
St. Rose-Siena	1	1.00	\$3,502	1	1.00	\$3,139	1	2.00	\$23,013	1	1.00	\$3,969	3	1.00	\$4,202
Summerlin	0	0.00	\$0	1	1.00	\$4,576	3	1.00	\$3,402	2	1.00	\$6,486	5	1.00	\$5,397
Sunrise	3	2.00	\$12,207	3	1.00	\$3,987	1	1.00	\$3,651	6	1.67	\$7,789	5	1.00	\$6,149
UMC	2	1.00	\$3,381	1	1.00	\$3,920	1	1.00	\$4,692	2	1.00	\$4,598	2	1.00	\$4,548
Valley	0	0.00	\$0	0	0.00	\$0	1	1.00	\$5,259	0	0.00	\$0	0	0.00	\$0
Total	15	2.07	\$6,262	10	1.00	\$3,627	14	1.07	\$6,249	13	1.31	\$6,369	21	1.05	\$6,572
Washoe															
Carson Tahoe	0	0.00	\$0	1	1.00	\$4,429	0	0.00	\$0	0	0.00	\$0	0	0.00	\$0
Northern Nevada	0	0.00	\$0	0	0.00	\$0	0	0.00	\$0	0	0.00	\$0	0	0.00	\$0
Renown Regional	6	1.50	\$4,563	3	1.00	\$3,341	0	0.00	\$0	2	2.00	\$5,463	7	1.14	\$3,137
Renown S. Meadows	0	0.00	\$0	0	0.00	\$0	0	0.00	\$0	0	0.00	\$0	0	0.00	\$0
Saint Mary's	3	1.33	\$3,438	2	1.00	\$2,329	0	0.00	\$0	1	1.00	\$1,893	3	1.00	\$5,182
Sierra Surgery	0	0.00	\$0	0	0.00	\$0	0	0.00	\$0	0	0.00	\$0	0	0.00	\$0
Total	9	1.44	\$4,188	6	1.00	\$3,185	0	0.00	\$0	3	1.67	\$4,273	10	1.10	\$3,751
Rural															
Battle Mountain	0	0.00	\$0	0	0.00	\$0	0	0.00	\$0	0	0.00	\$0	0	0.00	\$0
Boulder City	0	0.00	\$0	0	0.00	\$0	0	0.00	\$0	0	0.00	\$0	0	0.00	\$0
Carson Valley	0	0.00	\$0	0	0.00	\$0	0	0.00	\$0	0	0.00	\$0	0	0.00	\$0
Churchill	0	0.00	\$0	0	0.00	\$0	0	0.00	\$0	2	1.50	\$7,133	0	0.00	\$0
Desert View	0	0.00	\$0	0	0.00	\$0	0	0.00	\$0	0	0.00	\$0	0	0.00	\$0
Grover C. Dils	0	0.00	\$0	0	0.00	\$0	0	0.00	\$0	0	0.00	\$0	0	0.00	\$0
Humboldt	1	1.00	\$2,501	0	0.00	\$0	0	0.00	\$0	0	0.00	\$0	0	0.00	\$0
Incline Village	0	0.00	\$0	0	0.00	\$0	0	0.00	\$0	0	0.00	\$0	0	0.00	\$0
Mesa View	0	0.00	\$0	0	0.00	\$0	0	0.00	\$0	0	0.00	\$0	0	0.00	\$0
Mount Grant	0	0.00	\$0	0	0.00	\$0	0	0.00	\$0	0	0.00	\$0	0	0.00	\$0
Northeastern	1	1.00	\$3,914	0	0.00	\$0	0	0.00	\$0	0	0.00	\$0	0	0.00	\$0
Nye	0	0.00	\$0	0	0.00	\$0	0	0.00	\$0	0	0.00	\$0	0	0.00	\$0
Pershing	0	0.00	\$0	0	0.00	\$0	0	0.00	\$0	0	0.00	\$0	0	0.00	\$0
South Lyon	0	0.00	\$0	0	0.00	\$0	0	0.00	\$0	0	0.00	\$0	0	0.00	\$0
William Bee Ririe	0	0.00	\$0	1	1.00	\$2,087	0	0.00	\$0	0	0.00	\$0	0	0.00	\$0
Total	2	1.00	\$3,208	1	1.00	\$2,087	0	0.00	\$0	2	1.50	\$7,133	0	0.00	\$0
All Counties	26	1.77	\$5,309	17	1.00	\$3,380	14	1.07	\$6,249	18	1.39	\$6,104	31	1.06	\$5,662

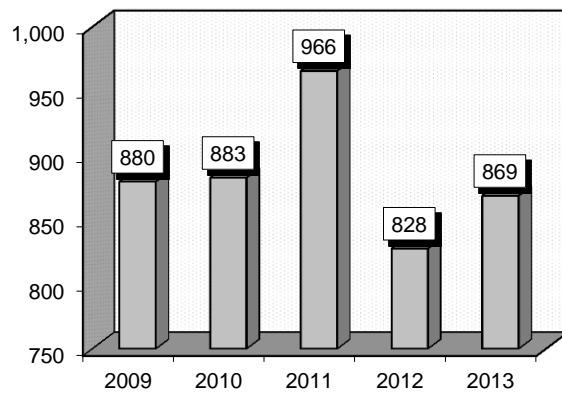
Prematurity With Major Problems (791)

Diagnoses & Procedures: that frequently accompanied Prematurity With Major Problems were: 1) Single liveborn, born in hospital, delivered by cesarean section (V3001), 2) Single liveborn, born in hospital, delivered without mention of cesarean section (V3000), 3) Twin birth, mate liveborn, born in hospital, delivered by cesarean section (V3101), 4) Twin birth, mate liveborn, born in hospital, delivered without mention of cesarean section (V3100), 5) Ultraviolet light therapy (9982), 6) Parenteral infusion of concentrated nutritional substances (9915), 7) Insertion of endotracheal tube (9604).

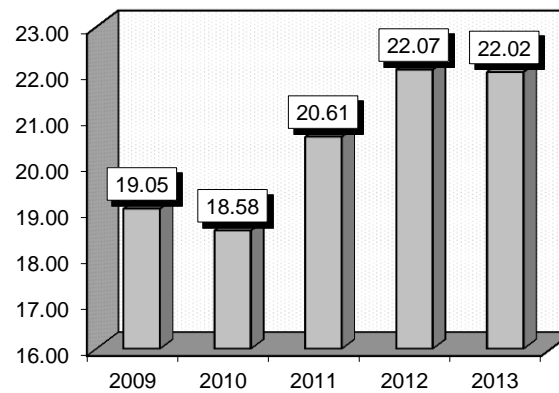
Definitions: **Liveborn:** An infant that shows signs of life. Opposite of stillborn. **Cesarean section:** A form of delivery where an incision is made in the abdomen to remove the baby from the mother's uterus. **Twin birth:** A case where two identical (coming from one fertilized egg) or fraternal (separate fertilized eggs) infants born from the same pregnancy. **Ultraviolet light therapy:** Used primarily in treating the skin by focusing an invisible light spectrum over the affected area. **Infusion:** A procedure where fluid containing nutrients or electrolytes are administered into the bloodstream either intravenously or through injection. **Endotracheal Tube:** A catheter that is inserted into the trachea through the mouth or nose. Its purpose is to provide oxygen or to clear away mucus.

Gender	2009			2010			2011			2012			2013		
	Cases	Avg LOS	Avg Bill	Cases	Avg LOS	Avg Bill	Cases	Avg LOS	Avg Bill	Cases	Avg LOS	Avg Bill	Cases	Avg LOS	Avg Bill
Male	483	19.84	\$97,984	460	18.52	\$90,255	530	20.60	\$115,325	427	22.13	\$139,602	485	22.04	\$139,972
Female	397	18.08	\$76,642	423	18.64	\$90,789	436	20.63	\$109,807	401	22.01	\$125,854	384	22.00	\$133,522
Age Group	Cases	Avg LOS	Avg Bill	Cases	Avg LOS	Avg Bill	Cases	Avg LOS	Avg Bill	Cases	Avg LOS	Avg Bill	Cases	Avg LOS	Avg Bill
0-17	880	19.05	\$88,356	883	18.58	\$90,511	966	20.61	\$112,835	828	22.07	\$132,944	869	22.02	\$137,122
18-35	0	0.00	\$0	0	0.00	\$0	0	0.00	\$0	0	0.00	\$0	0	0.00	\$0
36-49	0	0.00	\$0	0	0.00	\$0	0	0.00	\$0	0	0.00	\$0	0	0.00	\$0
50-64	0	0.00	\$0	0	0.00	\$0	0	0.00	\$0	0	0.00	\$0	0	0.00	\$0
65+	0	0.00	\$0	0	0.00	\$0	0	0.00	\$0	0	0.00	\$0	0	0.00	\$0
Total	880	19.05	\$88,356	883	18.58	\$90,511	966	20.61	\$112,835	828	22.07	\$132,944	869	22.02	\$137,122

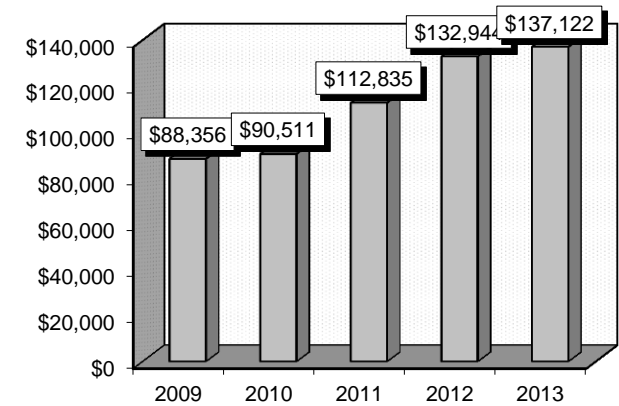
Patient Discharges



Average Length of Stay



Average Billed Charges



County / Hospital	2009			2010			2011			2012			2013		
	Cases	Avg LOS	Avg Bill	Cases	Avg LOS	Avg Bill	Cases	Avg LOS	Avg Bill	Cases	Avg LOS	Avg Bill	Cases	Avg LOS	Avg Bill
Clark															
Centennial Hills	15	13.00	\$44,208	19	10.11	\$52,022	33	11.70	\$55,834	33	12.00	\$59,933	38	13.89	\$75,772
Desert Springs	0	0.00	\$0	0	0.00	\$0	0	0.00	\$0	0	0.00	\$0	0	0.00	\$0
Mountain View	50	11.22	\$35,553	34	13.53	\$38,394	37	14.95	\$48,514	20	13.60	\$43,372	33	14.42	\$55,848
North Vista	1	2.00	\$2,850	0	0.00	\$0	0	0.00	\$0	0	0.00	\$0	0	0.00	\$0
Southern Hills	49	13.41	\$41,662	30	10.23	\$33,616	30	11.53	\$37,380	35	11.91	\$44,062	33	18.39	\$84,270
Spring Valley	56	12.63	\$59,244	55	17.27	\$109,420	69	18.58	\$149,214	76	21.55	\$122,233	65	23.00	\$160,721
St. Rose-Rose de Lima	45	14.04	\$34,561	13	12.54	\$32,170	0	0.00	\$0	0	0.00	\$0	0	0.00	\$0
St. Rose-San Martin	31	13.58	\$41,009	52	12.17	\$36,813	33	9.21	\$36,585	24	18.54	\$75,852	31	15.35	\$72,470
St. Rose-Siena	77	11.75	\$57,463	108	13.76	\$60,283	99	16.34	\$77,970	57	17.21	\$97,706	55	24.29	\$145,452
Summerlin	103	21.94	\$129,836	105	19.73	\$106,473	153	20.77	\$130,926	115	21.51	\$156,028	119	20.07	\$137,482
Sunrise	122	22.46	\$124,333	145	23.02	\$146,409	190	26.66	\$191,866	196	27.24	\$230,811	207	29.03	\$228,088
UMC	143	19.31	\$54,961	119	18.10	\$52,206	146	19.02	\$57,102	116	18.92	\$59,225	124	12.40	\$27,843
Valley	96	24.38	\$178,046	84	22.67	\$155,978	70	17.99	\$126,084	69	18.57	\$118,167	61	27.84	\$205,900
Total	788	18.00	\$86,989	764	17.88	\$91,475	860	19.50	\$113,523	741	20.84	\$133,971	766	21.61	\$140,709
Washoe															
Carson Tahoe	6	6.67	\$15,762	9	2.56	\$6,697	1	4.00	\$6,634	3	3.00	\$5,000	1	4.00	\$9,213
Northern Nevada	0	0.00	\$0	0	0.00	\$0	0	0.00	\$0	0	0.00	\$0	0	0.00	\$0
Renown Regional	42	32.00	\$127,060	77	26.38	\$98,814	70	32.50	\$111,093	64	36.50	\$138,496	68	28.85	\$125,521
Renown S. Meadows	0	0.00	\$0	0	0.00	\$0	0	0.00	\$0	0	0.00	\$0	0	0.00	\$0
Saint Mary's	40	29.38	\$93,559	27	24.96	\$86,847	31	27.58	\$115,077	17	28.71	\$112,700	22	26.55	\$126,161
Sierra Surgery	0	0.00	\$0	0	0.00	\$0	0	0.00	\$0	0	0.00	\$0	0	0.00	\$0
Total	88	29.08	\$104,243	113	24.14	\$88,618	102	30.73	\$111,280	84	33.73	\$128,508	91	28.02	\$124,398
Rural															
Battle Mountain	0	0.00	\$0	0	0.00	\$0	0	0.00	\$0	0	0.00	\$0	0	0.00	\$0
Boulder City	0	0.00	\$0	0	0.00	\$0	0	0.00	\$0	0	0.00	\$0	0	0.00	\$0
Carson Valley	0	0.00	\$0	0	0.00	\$0	0	0.00	\$0	0	0.00	\$0	0	0.00	\$0
Churchill	3	7.33	\$9,554	5	2.80	\$3,033	4	2.75	\$4,439	3	1.67	\$3,333	9	2.78	\$3,369
Desert View	0	0.00	\$0	0	0.00	\$0	0	0.00	\$0	0	0.00	\$0	0	0.00	\$0
Grover C. Dils	0	0.00	\$0	0	0.00	\$0	0	0.00	\$0	0	0.00	\$0	0	0.00	\$0
Humboldt	1	1.00	\$3,784	1	1.00	\$4,920	0	0.00	\$0	0	0.00	\$0	0	0.00	\$0
Incline Village	0	0.00	\$0	0	0.00	\$0	0	0.00	\$0	0	0.00	\$0	0	0.00	\$0
Mesa View	0	0.00	\$0	0	0.00	\$0	0	0.00	\$0	0	0.00	\$0	1	4.00	\$6,522
Mount Grant	0	0.00	\$0	0	0.00	\$0	0	0.00	\$0	0	0.00	\$0	0	0.00	\$0
Northeastern	0	0.00	\$0	0	0.00	\$0	0	0.00	\$0	0	0.00	\$0	2	3.50	\$9,124
Nye	0	0.00	\$0	0	0.00	\$0	0	0.00	\$0	0	0.00	\$0	0	0.00	\$0
Pershing	0	0.00	\$0	0	0.00	\$0	0	0.00	\$0	0	0.00	\$0	0	0.00	\$0
South Lyon	0	0.00	\$0	0	0.00	\$0	0	0.00	\$0	0	0.00	\$0	0	0.00	\$0
William Bee Ririe	0	0.00	\$0	0	0.00	\$0	0	0.00	\$0	0	0.00	\$0	0	0.00	\$0
Total	4	5.75	\$8,112	6	2.50	\$3,348	4	2.75	\$4,439	3	1.67	\$3,333	12	3.00	\$4,591
All Counties	880	19.05	\$88,356	883	18.58	\$90,511	966	20.61	\$112,835	828	22.07	\$132,944	869	22.02	\$137,122

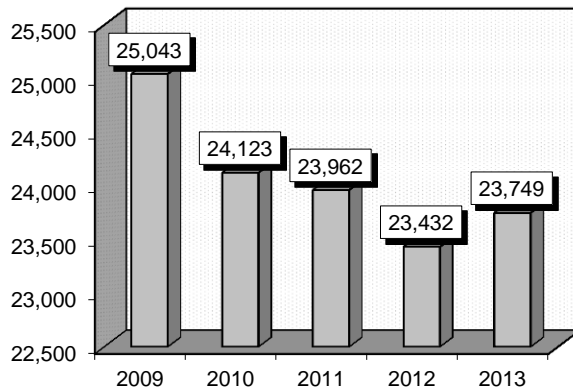
Normal Newborn (795)

Procedures: that frequently accompanied Normal Newborn were: 1) Vaccination (9955), 2) Audiometry (9541), 3) Neurological function test (8915), 4) Circumcision (640), 5) Hearing examination (9547).

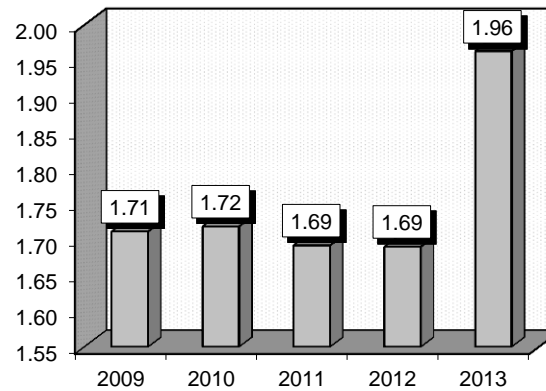
Comment: On average, birth weights range from five pounds five ounces to eight pounds. The pulse of a newborn ranges from 100 to 170 beats per minute when awake, 70 to 80 when sleeping deeply. They take an average of 30 to 50 breaths per minute. Nearly all fair-skinned babies are born with blue or gray eyes, which may gradually change color over the first 12 months. Darker-skinned babies most often are born with brown or darker eyes, which usually stay that color. Dark-haired babies usually stay that way, but blond hair often darkens with age. Newborn babies have a soft spot, also known as the fontanel, that is diamond shaped just above the hairline, where the baby's skull bones have not yet fused together.

Gender	2009			2010			2011			2012			2013		
	Cases	Avg LOS	Avg Bill	Cases	Avg LOS	Avg Bill	Cases	Avg LOS	Avg Bill	Cases	Avg LOS	Avg Bill	Cases	Avg LOS	Avg Bill
Male	12,618	1.73	\$2,165	12,064	1.73	\$2,301	12,088	1.69	\$2,506	11,895	1.70	\$2,764	11,979	1.98	\$3,108
Female	12,425	1.70	\$2,065	12,059	1.70	\$2,246	11,874	1.69	\$2,451	11,537	1.68	\$2,762	11,770	1.94	\$2,892
Age Group	Cases	Avg LOS	Avg Bill	Cases	Avg LOS	Avg Bill	Cases	Avg LOS	Avg Bill	Cases	Avg LOS	Avg Bill	Cases	Avg LOS	Avg Bill
0-17	25,043	1.71	\$2,115	24,123	1.72	\$2,274	23,962	1.69	\$2,479	23,432	1.69	\$2,763	23,749	1.96	\$3,001
18-35	0	0.00	\$0	0	0.00	\$0	0	0.00	\$0	0	0.00	\$0	0	0.00	\$0
36-49	0	0.00	\$0	0	0.00	\$0	0	0.00	\$0	0	0.00	\$0	0	0.00	\$0
50-64	0	0.00	\$0	0	0.00	\$0	0	0.00	\$0	0	0.00	\$0	0	0.00	\$0
65+	0	0.00	\$0	0	0.00	\$0	0	0.00	\$0	0	0.00	\$0	0	0.00	\$0
Total	25,043	1.71	\$2,115	24,123	1.72	\$2,274	23,962	1.69	\$2,479	23,432	1.69	\$2,763	23,749	1.96	\$3,001

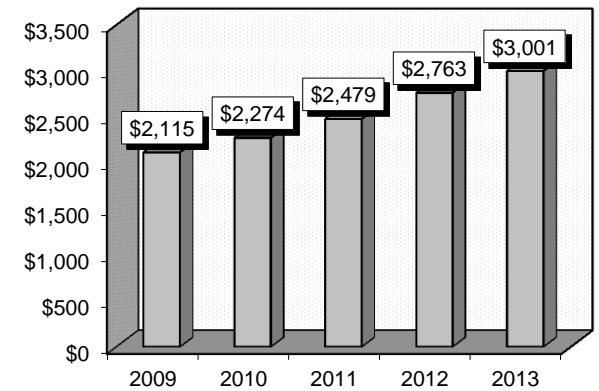
Patient Discharges



Average Length of Stay



Average Billed Charges



County / Hospital	2009			2010			2011			2012			2013		
	Cases	Avg LOS	Avg Bill	Cases	Avg LOS	Avg Bill	Cases	Avg LOS	Avg Bill	Cases	Avg LOS	Avg Bill	Cases	Avg LOS	Avg Bill
Clark															
Centennial Hills	705	1.64	\$2,101	905	1.64	\$2,241	1,080	1.70	\$2,604	1,185	1.69	\$3,163	1,401	1.58	\$2,912
Desert Springs	0	0.00	\$0	0	0.00	\$0	0	0.00	\$0	0	0.00	\$0	0	0.00	\$0
Mountain View	1,263	1.68	\$2,298	1,212	1.73	\$2,576	1,256	1.70	\$2,821	1,293	1.73	\$3,096	1,188	1.72	\$3,247
North Vista	1,133	1.54	\$1,332	12	1.17	\$1,070	0	0.00	\$0	0	0.00	\$0	0	0.00	\$0
Southern Hills	987	1.81	\$2,165	854	1.83	\$2,259	900	1.79	\$2,368	828	1.75	\$2,530	798	1.72	\$2,583
Spring Valley	1,429	1.32	\$1,781	1,575	1.28	\$1,905	1,778	1.30	\$2,168	1,727	1.34	\$2,604	1,946	1.97	\$3,274
St. Rose-Rose de Lima	760	2.08	\$2,762	247	2.36	\$2,817	0	0.00	\$0	0	0.00	\$0	0	0.00	\$0
St. Rose-San Martin	492	2.18	\$2,810	623	1.98	\$2,617	584	1.79	\$2,502	726	1.88	\$2,924	704	3.19	\$3,646
St. Rose-Siena	1,865	2.04	\$2,740	2,330	1.97	\$2,727	2,346	2.00	\$2,864	2,487	1.90	\$2,905	2,503	3.47	\$3,574
Summerlin	1,862	1.58	\$2,095	1,973	1.54	\$2,432	2,271	1.53	\$2,774	2,418	1.44	\$2,903	2,309	1.70	\$3,099
Sunrise	3,040	1.83	\$2,403	3,025	1.78	\$2,480	2,928	1.77	\$2,972	3,111	1.77	\$3,127	3,185	1.78	\$3,171
UMC	3,060	1.72	\$1,238	2,711	1.76	\$1,309	2,417	1.71	\$1,450	1,835	1.80	\$1,748	1,673	1.78	\$1,578
Valley	2,115	1.31	\$2,275	2,392	1.41	\$2,513	2,139	1.47	\$2,849	1,775	1.49	\$3,375	1,499	1.50	\$3,509
Total	18,711	1.69	\$2,083	17,859	1.69	\$2,275	17,699	1.67	\$2,550	17,385	1.67	\$2,855	17,206	2.05	\$3,082
Washoe															
Carson Tahoe	690	1.47	\$2,340	633	1.40	\$2,265	609	1.41	\$2,308	639	1.58	\$2,320	682	1.46	\$2,449
Northern Nevada	0	0.00	\$0	0	0.00	\$0	0	0.00	\$0	0	0.00	\$0	0	0.00	\$0
Renown Regional	2,981	1.95	\$2,462	2,675	1.97	\$2,555	2,764	1.91	\$2,533	2,707	1.88	\$2,642	3,068	1.89	\$3,330
Renown S. Meadows	0	0.00	\$0	0	0.00	\$0	0	0.00	\$0	0	0.00	\$0	0	0.00	\$0
Saint Mary's	1,470	1.77	\$2,060	1,914	1.86	\$2,101	1,801	1.78	\$1,948	1,523	1.81	\$2,458	1,602	1.78	\$2,023
Sierra Surgery	0	0.00	\$0	0	0.00	\$0	0	0.00	\$0	0	0.00	\$0	0	0.00	\$0
Total	5,141	1.83	\$2,331	5,222	1.86	\$2,354	5,174	1.81	\$2,303	4,869	1.82	\$2,542	5,352	1.81	\$2,827
Rural															
Battle Mountain	0	0.00	\$0	0	0.00	\$0	0	0.00	\$0	0	0.00	\$0	0	0.00	\$0
Boulder City	0	0.00	\$0	0	0.00	\$0	0	0.00	\$0	0	0.00	\$0	0	0.00	\$0
Carson Valley	0	0.00	\$0	0	0.00	\$0	0	0.00	\$0	0	0.00	\$0	0	0.00	\$0
Churchill	266	1.36	\$1,326	207	1.57	\$1,512	236	1.44	\$1,477	268	1.49	\$1,549	225	1.43	\$1,540
Desert View	0	0.00	\$0	0	0.00	\$0	0	0.00	\$0	0	0.00	\$0	0	0.00	\$0
Grover C. Dils	0	0.00	\$0	0	0.00	\$0	0	0.00	\$0	0	0.00	\$0	0	0.00	\$0
Humboldt	215	1.44	\$1,118	240	1.53	\$1,181	222	1.50	\$1,881	219	1.58	\$2,542	244	1.57	\$2,488
Incline Village	0	0.00	\$0	0	0.00	\$0	0	0.00	\$0	0	0.00	\$0	0	0.00	\$0
Mesa View	141	1.66	\$1,997	99	1.74	\$2,248	100	1.65	\$2,398	109	1.65	\$2,486	82	1.76	\$2,752
Mount Grant	1	3.00	\$2,970	0	0.00	\$0	0	0.00	\$0	0	0.00	\$0	0	0.00	\$0
Northeastern	488	1.51	\$1,937	416	1.44	\$2,160	462	1.47	\$2,521	514	1.39	\$2,517	577	1.39	\$2,912
Nye	0	0.00	\$0	1	1.00	\$1,316	1	1.00	\$3,228	1	1.00	\$1,614	0	0.00	\$0
Pershing	0	0.00	\$0	0	0.00	\$0	0	0.00	\$0	0	0.00	\$0	0	0.00	\$0
South Lyon	0	0.00	\$0	0	0.00	\$0	0	0.00	\$0	0	0.00	\$0	1	1.00	\$4,265
William Bee Ririe	80	1.56	\$2,461	79	1.84	\$2,549	68	1.57	\$2,655	67	1.61	\$2,874	62	1.68	\$3,786
Total	1,191	1.49	\$1,696	1,042	1.54	\$1,843	1,089	1.49	\$2,162	1,178	1.48	\$2,318	1,191	1.48	\$2,602
All Counties	25,043	1.71	\$2,115	24,123	1.72	\$2,274	23,962	1.69	\$2,479	23,432	1.69	\$2,763	23,749	1.96	\$3,001

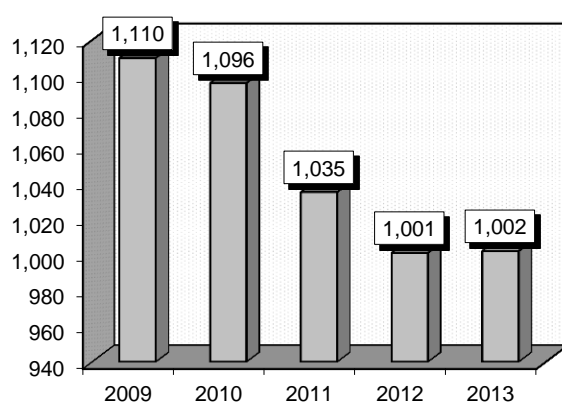
Postoperative Or Post-Traumatic Infections (856-858,862-863)

Diagnoses & Procedures: that frequently accompanied Postoperative Or Post-Traumatic Infections were: 1) Other postoperative infection (99859), 2) Infected postoperative seroma (99851), 3) Infection following other infusion, injection, transfusion, or vaccination (99939), 4) Venous catheterization, not elsewhere classified (3893), 5) Percutaneous abdominal drainage (5491), 6) Other incision with drainage of skin and subcutaneous tissue (8604), 7) Excisional debridement of wound, infection, or burn (8662).

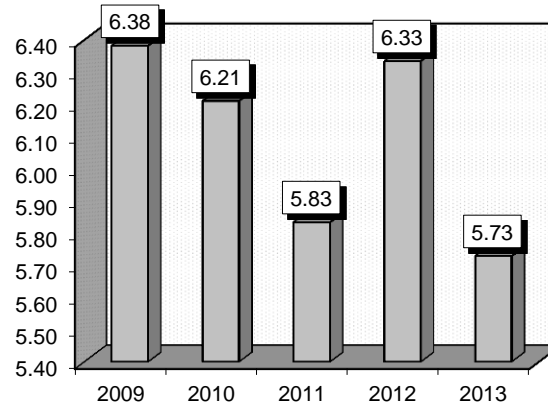
Definitions: **Postoperative:** Time period between the end of an operation and when the affects of anesthesia wear off. **Infection:** A condition where bacteria or a foreign article is introduced to the body via airborne or from a wound that has the capacity to cause tissue damage. **Seroma:** Caused by the accumulation of serum which hardens into a tumor-like mass. **Infusion:** A procedure where fluid containing nutrients or electrolytes are administered into the bloodstream either intravenously or through injection. **Transfusion:** A procedure where either whole blood or blood by-products are administered to the body by intravenous fluid. **Venous catheterization:** A part of the circulatory system that carries blood back to the heart. Catheterization involves placing a flexible tube into the body in order to put fluid in or remove fluid from the body. **Percutaneous:** Through, or under, the skin. **Subcutaneous:** Under the skin. **Excise:** Cutting away from the body. **Debridement:** Removing damaged tissue in order to speed up recovery.

Gender	2009			2010			2011			2012			2013		
	Cases	Avg LOS	Avg Bill	Cases	Avg LOS	Avg Bill	Cases	Avg LOS	Avg Bill	Cases	Avg LOS	Avg Bill	Cases	Avg LOS	Avg Bill
Male	512	6.53	\$54,246	518	6.33	\$61,840	459	5.63	\$63,206	464	6.30	\$65,500	451	5.86	\$71,509
Female	598	6.25	\$51,438	578	6.11	\$57,695	576	5.99	\$63,597	537	6.37	\$75,281	551	5.62	\$65,488
Age Group	Cases	Avg LOS	Avg Bill	Cases	Avg LOS	Avg Bill	Cases	Avg LOS	Avg Bill	Cases	Avg LOS	Avg Bill	Cases	Avg LOS	Avg Bill
0-17	60	3.93	\$25,862	51	4.82	\$45,838	31	3.97	\$30,057	36	6.06	\$46,164	28	5.21	\$44,432
18-35	131	5.31	\$41,441	128	6.38	\$55,098	127	4.84	\$47,433	89	6.99	\$64,324	115	4.44	\$47,539
36-49	272	5.57	\$43,420	244	5.48	\$52,049	207	5.78	\$59,926	187	6.15	\$70,581	179	5.26	\$66,807
50-64	357	6.92	\$56,692	347	6.22	\$60,284	348	6.19	\$66,809	339	6.11	\$72,421	315	5.82	\$70,038
65+	290	7.47	\$67,254	326	6.89	\$68,626	322	6.05	\$71,533	350	6.51	\$73,377	365	6.32	\$75,625
Total	1,110	6.38	\$52,733	1,096	6.21	\$59,654	1,035	5.83	\$63,424	1,001	6.33	\$70,747	1,002	5.73	\$68,198

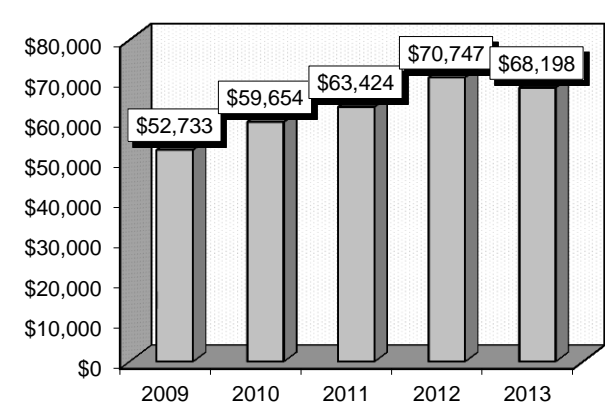
Patient Discharges



Average Length of Stay



Average Billed Charges



County / Hospital	2009			2010			2011			2012			2013		
	Cases	Avg LOS	Avg Bill	Cases	Avg LOS	Avg Bill	Cases	Avg LOS	Avg Bill	Cases	Avg LOS	Avg Bill	Cases	Avg LOS	Avg Bill
Clark															
Centennial Hills	44	5.66	\$54,977	39	5.79	\$64,106	31	4.61	\$70,158	29	5.48	\$95,872	33	4.00	\$70,783
Desert Springs	59	8.53	\$90,189	30	7.50	\$84,873	35	5.57	\$67,178	35	9.09	\$123,351	45	8.40	\$118,092
Mountain View	64	6.25	\$63,103	60	7.90	\$94,356	98	6.20	\$79,948	82	6.11	\$82,012	86	7.38	\$108,040
North Vista	14	5.21	\$78,098	11	5.64	\$54,887	8	8.50	\$86,627	8	10.38	\$89,922	13	6.54	\$104,978
Southern Hills	27	6.04	\$55,130	34	4.71	\$50,492	39	4.10	\$56,030	61	5.93	\$77,902	39	4.77	\$66,467
Spring Valley	45	4.36	\$48,933	48	4.85	\$72,947	44	4.61	\$70,785	40	7.35	\$87,852	43	4.51	\$77,865
St. Rose-Rose de Lima	31	6.32	\$51,097	36	3.94	\$43,110	16	3.00	\$38,639	17	6.65	\$71,042	15	5.40	\$49,382
St. Rose-San Martin	27	5.93	\$48,998	35	5.71	\$53,183	36	7.11	\$97,883	30	5.03	\$56,797	21	7.52	\$83,378
St. Rose-Siena	96	7.40	\$71,421	57	7.19	\$75,030	62	6.29	\$74,812	61	5.11	\$59,963	60	5.15	\$70,310
Summerlin	58	5.55	\$59,108	91	6.97	\$86,807	67	6.46	\$88,519	63	5.76	\$93,551	64	4.28	\$72,069
Sunrise	92	7.90	\$72,924	137	6.61	\$70,433	126	5.59	\$69,919	95	7.07	\$97,671	105	6.57	\$86,796
UMC	178	5.88	\$39,512	146	5.18	\$42,167	156	6.12	\$48,738	135	6.30	\$55,225	99	5.05	\$39,595
Valley	60	7.53	\$65,815	60	6.77	\$80,205	56	6.00	\$92,375	50	6.68	\$103,552	41	6.27	\$118,902
Total	795	6.54	\$59,679	784	6.17	\$67,267	774	5.81	\$70,608	706	6.39	\$80,996	664	5.84	\$80,539
Washoe															
Carson Tahoe	42	3.48	\$26,017	37	6.92	\$44,217	35	3.91	\$31,947	41	4.63	\$35,884	57	4.25	\$36,056
Northern Nevada	8	8.13	\$55,641	23	5.09	\$43,205	20	6.35	\$65,821	21	5.00	\$75,769	15	4.20	\$47,339
Renown Regional	132	7.34	\$40,093	128	8.11	\$47,823	101	7.44	\$49,000	144	7.49	\$49,456	174	6.45	\$48,395
Renown S. Meadows	26	4.50	\$22,789	14	3.93	\$25,702	16	4.25	\$24,914	15	4.27	\$27,437	11	2.73	\$22,186
Saint Mary's	73	6.38	\$41,666	76	5.26	\$38,356	58	5.62	\$41,364	45	6.33	\$50,204	49	5.51	\$48,969
Sierra Surgery	0	0.00	\$0	1	2.00	\$18,841	0	0.00	\$0	2	3.50	\$32,005	1	5.00	\$29,149
Total	281	6.27	\$37,239	279	6.70	\$43,172	230	6.13	\$44,267	268	6.45	\$48,204	307	5.64	\$45,142
Rural															
Battle Mountain	0	0.00	\$0	0	0.00	\$0	1	4.00	\$10,347	0	0.00	\$0	0	0.00	\$0
Boulder City	4	4.75	\$10,531	1	1.00	\$1,753	1	3.00	\$9,701	0	0.00	\$0	0	0.00	\$0
Carson Valley	5	3.60	\$16,920	5	3.00	\$18,236	1	3.00	\$28,167	3	3.00	\$22,901	7	6.00	\$64,224
Churchill	8	5.63	\$34,208	2	2.50	\$10,993	4	12.75	\$97,603	7	5.00	\$30,874	7	4.00	\$28,301
Desert View	0	0.00	\$0	0	0.00	\$0	2	1.00	\$4,577	1	1.00	\$8,238	1	4.00	\$27,118
Grover C. Dils	0	0.00	\$0	0	0.00	\$0	1	3.00	\$4,152	0	0.00	\$0	0	0.00	\$0
Humboldt	2	2.00	\$6,094	6	2.33	\$13,330	9	4.00	\$20,345	4	4.75	\$40,461	4	3.50	\$16,938
Incline Village	0	0.00	\$0	0	0.00	\$0	0	0.00	\$0	0	0.00	\$0	0	0.00	\$0
Mesa View	3	1.67	\$13,910	10	3.20	\$18,162	7	2.57	\$15,650	2	3.00	\$19,169	3	4.67	\$29,526
Mount Grant	1	1.00	\$2,169	2	2.00	\$6,958	0	0.00	\$0	0	0.00	\$0	4	2.75	\$9,181
Northeastern	6	3.17	\$18,293	4	4.25	\$34,541	2	3.00	\$21,736	5	2.60	\$30,304	5	3.20	\$26,036
Nye	0	0.00	\$0	0	0.00	\$0	0	0.00	\$0	0	0.00	\$0	0	0.00	\$0
Pershing	0	0.00	\$0	0	0.00	\$0	0	0.00	\$0	0	0.00	\$0	0	0.00	\$0
South Lyon	1	1.00	\$5,484	2	4.00	\$7,738	0	0.00	\$0	0	0.00	\$0	0	0.00	\$0
William Bee Ririe	4	2.75	\$13,057	1	8.00	\$54,695	3	1.33	\$7,745	5	3.20	\$14,345	0	0.00	\$0
Total	34	3.62	\$18,351	33	3.15	\$18,144	31	4.19	\$26,171	27	3.67	\$26,536	31	4.16	\$32,194
All Counties	1,110	6.38	\$52,733	1,096	6.21	\$59,654	1,035	5.83	\$63,424	1,001	6.33	\$70,747	1,002	5.73	\$68,198

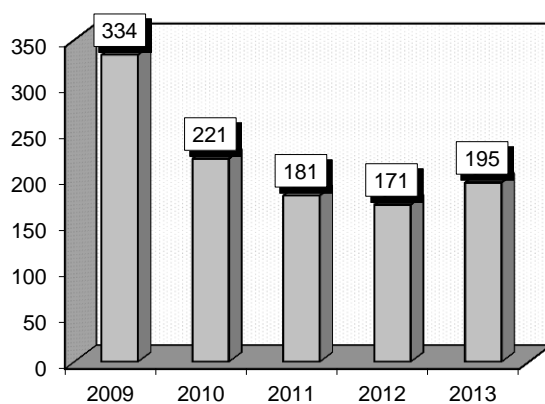
Viral Illness (865-866)

Diagnoses & Procedures: that frequently accompanied Viral Illness were: 1) Unspecified viral infection (7999), 2) Infectious mononucleosis (75), 3) Herpes zoster with other specified complications (5379), 4) Spinal Tap (331), 5) Venous catheterization, not elsewhere classified (3893), 6) Hemodialysis (3995), 7) Transfusion of packed cells (9904).

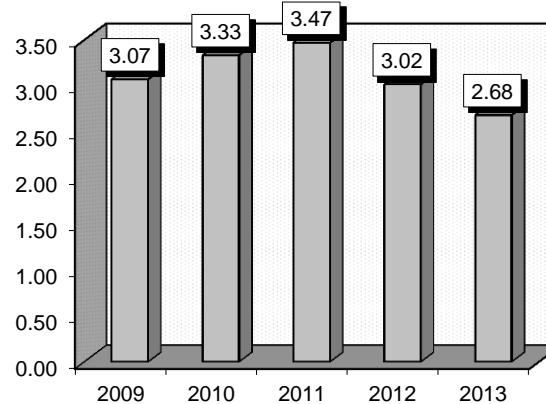
Definitions: **Viral:** virus - a minute infectious particle comprised of nucleic acid, DNA or RNA (but not both). **Infection:** A condition where bacteria or a foreign article is introduced to the body via airborne or from a wound that has the capacity to cause tissue damage. **Mononucleosis:** Infectious disease caused by the accumulation of abnormally large white blood cells. **Herpes Zoster:** An acute inflammatory disease affecting the cerebral ganglia (encapsulated joint), ganglia of the posterior nerve roots and peripheral nerve roots. **Spinal Tap:** A medical procedure in which a needle is inserted into the lumbar (lower) region of the spinal cord and cerebrospinal fluid is extracted. The fluid is subsequently examined for the presence of disease. **Venous catheterization:** A part of the circulatory system that carries blood back to the heart. Catheterization involves placing a flexible tube into the body in order to put fluid in or remove fluid from the body. **Hemodialysis:** A procedure where the blood is cleansed from toxic substances by using a machine (dialyzer) connected to the arteries from either a shunt or fistula. **Packed cells:** A concentration of blood cells that have been separated from plasma in order to treat severe anemia without also adding excess fluid into the blood stream. Surgical removal of part or all of the synovial membrane.

Gender	2009			2010			2011			2012			2013		
	Cases	Avg LOS	Avg Bill	Cases	Avg LOS	Avg Bill	Cases	Avg LOS	Avg Bill	Cases	Avg LOS	Avg Bill	Cases	Avg LOS	Avg Bill
Male	161	2.99	\$24,555	105	3.76	\$32,667	91	3.33	\$31,135	89	2.94	\$29,677	107	2.88	\$28,855
Female	173	3.15	\$23,788	116	2.95	\$22,948	90	3.61	\$34,163	82	3.10	\$30,934	88	2.44	\$31,168
Age Group	Cases	Avg LOS	Avg Bill	Cases	Avg LOS	Avg Bill	Cases	Avg LOS	Avg Bill	Cases	Avg LOS	Avg Bill	Cases	Avg LOS	Avg Bill
0-17	143	2.16	\$11,579	103	2.31	\$13,213	76	2.28	\$14,504	68	2.43	\$20,439	76	2.43	\$22,449
18-35	45	2.93	\$24,249	39	3.90	\$35,937	32	3.38	\$35,349	32	2.75	\$26,343	29	3.55	\$40,547
36-49	39	4.49	\$38,276	17	3.35	\$27,686	19	3.32	\$30,999	25	4.20	\$48,085	29	2.48	\$30,122
50-64	52	3.83	\$34,888	26	4.65	\$43,494	19	3.11	\$33,206	16	4.50	\$44,283	24	2.54	\$33,757
65+	55	3.84	\$36,629	36	4.69	\$48,000	35	6.43	\$70,132	30	2.87	\$34,476	37	2.76	\$34,178
Total	334	3.07	\$24,157	221	3.33	\$27,566	181	3.47	\$32,641	171	3.02	\$30,279	195	2.68	\$29,899

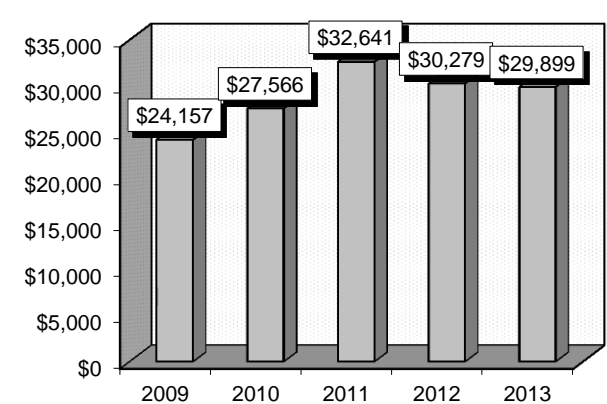
Patient Discharges



Average Length of Stay



Average Billed Charges



County / Hospital	2009			2010			2011			2012			2013		
	Cases	Avg LOS	Avg Bill	Cases	Avg LOS	Avg Bill	Cases	Avg LOS	Avg Bill	Cases	Avg LOS	Avg Bill	Cases	Avg LOS	Avg Bill
Clark															
Centennial Hills	16	2.81	\$28,265	5	3.40	\$28,165	4	4.25	\$31,626	10	2.70	\$39,545	5	2.40	\$33,394
Desert Springs	14	3.57	\$27,389	1	5.00	\$27,309	3	3.33	\$38,247	2	3.00	\$37,128	5	3.20	\$35,550
Mountain View	32	3.66	\$37,165	13	3.46	\$36,882	14	3.71	\$41,596	6	3.83	\$49,564	10	3.40	\$56,530
North Vista	0	0.00	\$0	1	2.00	\$31,494	0	0.00	\$0	1	1.00	\$8,448	0	0.00	\$0
Southern Hills	7	2.71	\$29,316	5	1.80	\$28,430	8	2.88	\$33,711	6	3.17	\$42,215	8	3.25	\$45,565
Spring Valley	4	9.75	\$92,710	2	4.00	\$48,571	2	26.00	\$180,166	0	0.00	\$0	4	1.75	\$27,256
St. Rose-Rose de Lima	8	1.75	\$24,469	4	4.25	\$47,324	5	3.80	\$34,018	4	2.50	\$19,863	5	2.60	\$27,983
St. Rose-San Martin	10	3.40	\$39,562	7	4.14	\$37,931	5	2.60	\$23,751	5	2.80	\$36,288	10	1.90	\$25,342
St. Rose-Siena	36	2.50	\$22,000	20	4.65	\$46,413	29	3.48	\$25,649	24	2.83	\$27,170	17	2.65	\$24,231
Summerlin	55	2.55	\$16,044	51	3.29	\$24,749	21	2.33	\$22,960	14	2.29	\$27,350	23	1.87	\$24,918
Sunrise	33	2.52	\$20,543	24	2.42	\$25,601	24	3.58	\$54,041	22	3.64	\$43,303	25	3.44	\$46,256
UMC	41	3.63	\$23,977	26	3.19	\$24,910	27	3.74	\$26,708	21	3.33	\$23,892	27	2.59	\$21,000
Valley	11	2.45	\$21,750	5	5.00	\$53,161	5	3.60	\$68,166	5	4.80	\$60,824	9	2.89	\$41,365
Total	267	3.02	\$25,344	164	3.41	\$31,046	147	3.68	\$36,241	120	3.12	\$34,027	148	2.68	\$32,822
Washoe															
Carson Tahoe	15	3.60	\$19,194	10	1.70	\$9,665	6	1.33	\$7,953	8	2.88	\$22,240	5	1.80	\$13,422
Northern Nevada	5	2.80	\$24,034	4	4.00	\$33,482	2	3.00	\$40,111	0	0.00	\$0	0	0.00	\$0
Renown Regional	20	2.15	\$13,352	24	4.17	\$20,802	13	3.23	\$19,199	24	3.04	\$24,735	23	3.04	\$24,004
Renown S. Meadows	5	3.00	\$20,328	2	1.50	\$9,601	1	4.00	\$42,640	6	2.50	\$22,662	6	2.67	\$22,838
Saint Mary's	11	6.00	\$40,122	10	2.40	\$18,337	4	2.25	\$14,768	7	2.43	\$15,137	8	2.88	\$20,119
Sierra Surgery	0	0.00	\$0	0	0.00	\$0	0	0.00	\$0	0	0.00	\$0	0	0.00	\$0
Total	56	3.43	\$21,752	50	3.20	\$18,648	26	2.65	\$18,432	45	2.84	\$22,522	42	2.81	\$21,838
Rural															
Battle Mountain	1	1.00	\$1,396	0	0.00	\$0	0	0.00	\$0	0	0.00	\$0	0	0.00	\$0
Boulder City	0	0.00	\$0	0	0.00	\$0	0	0.00	\$0	0	0.00	\$0	0	0.00	\$0
Carson Valley	0	0.00	\$0	1	2.00	\$5,263	0	0.00	\$0	0	0.00	\$0	0	0.00	\$0
Churchill	1	5.00	\$22,334	0	0.00	\$0	0	0.00	\$0	1	3.00	\$6,038	1	1.00	\$8,053
Desert View	1	1.00	\$3,865	1	1.00	\$4,336	2	1.00	\$4,457	0	0.00	\$0	0	0.00	\$0
Grover C. Dils	0	0.00	\$0	0	0.00	\$0	0	0.00	\$0	0	0.00	\$0	0	0.00	\$0
Humboldt	0	0.00	\$0	0	0.00	\$0	2	2.00	\$4,150	1	3.00	\$26,774	1	1.00	\$2,964
Incline Village	0	0.00	\$0	0	0.00	\$0	0	0.00	\$0	0	0.00	\$0	0	0.00	\$0
Mesa View	2	3.00	\$11,017	2	2.50	\$8,799	1	6.00	\$34,260	0	0.00	\$0	0	0.00	\$0
Mount Grant	5	2.20	\$4,726	1	3.00	\$5,647	0	0.00	\$0	0	0.00	\$0	0	0.00	\$0
Northeastern	0	0.00	\$0	1	6.00	\$31,753	2	2.50	\$20,045	3	2.00	\$15,043	3	2.00	\$14,829
Nye	0	0.00	\$0	0	0.00	\$0	0	0.00	\$0	0	0.00	\$0	0	0.00	\$0
Pershing	1	3.00	\$10,220	0	0.00	\$0	0	0.00	\$0	0	0.00	\$0	0	0.00	\$0
South Lyon	0	0.00	\$0	0	0.00	\$0	0	0.00	\$0	1	2.00	\$3,145	0	0.00	\$0
William Bee Ririe	0	0.00	\$0	1	1.00	\$3,459	1	1.00	\$9,825	0	0.00	\$0	0	0.00	\$0
Total	11	2.45	\$7,589	7	2.57	\$9,722	8	2.25	\$12,673	6	2.33	\$13,515	5	1.60	\$11,101
All Counties	334	3.07	\$24,157	221	3.33	\$27,566	181	3.47	\$32,641	171	3.02	\$30,279	195	2.68	\$29,899

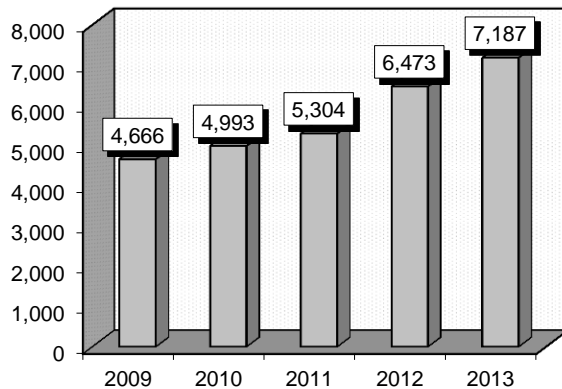
Septicemia Or Severe Sepsis (870-872)

Diagnoses & Procedures: that frequently accompanied Septicemia Or Severe Sepsis were: 1) Unspecified septicemia (389), 2) Bacteremia (7907), 3) Septicemia due to escherichia coli [E. coli] (3842), 4) Other septicemia due to gram-negative organisms (3849), 5) Streptococcal septicemia (380), 6) Methicillin resistant Staphylococcus aureus septicemia (3812).

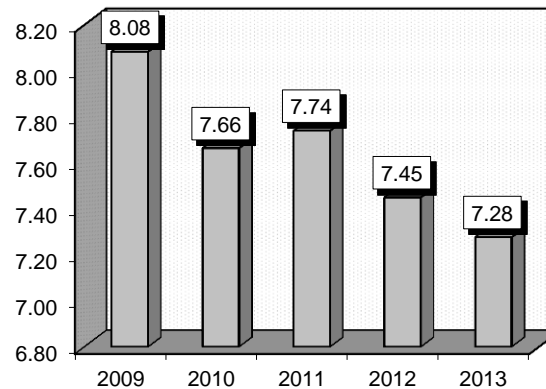
Definitions: **Septicemia:** Blood poisoning or systemic disease caused by pathogenic microorganisms infecting the blood. **Bacteremia:** Bacteria in the bloodstream. **Escherichia coli [E. coli]:** Bacteria normally found in the human or animal digestive tract. **Gram negative:** A bacterium that decolorizes in alcohol. **Streptococcal:** An organism that causes infection of the skin and other diseases. **Methicillin resistant staphylococcus auarus [MRSA]:** An organism that is highly resistant to antibiotics.

Gender	2009			2010			2011			2012			2013		
	Cases	Avg LOS	Avg Bill	Cases	Avg LOS	Avg Bill	Cases	Avg LOS	Avg Bill	Cases	Avg LOS	Avg Bill	Cases	Avg LOS	Avg Bill
Male	2,327	8.39	\$96,748	2,567	7.87	\$98,481	2,671	7.91	\$103,088	3,210	7.76	\$105,817	3,548	7.42	\$102,752
Female	2,339	7.78	\$83,982	2,426	7.45	\$86,863	2,633	7.57	\$94,523	3,263	7.14	\$91,596	3,639	7.14	\$93,890
Age Group	Cases	Avg LOS	Avg Bill	Cases	Avg LOS	Avg Bill	Cases	Avg LOS	Avg Bill	Cases	Avg LOS	Avg Bill	Cases	Avg LOS	Avg Bill
0-17	76	5.62	\$39,690	70	6.53	\$92,008	62	9.94	\$113,253	51	7.63	\$126,526	61	10.25	\$157,500
18-35	242	9.21	\$93,627	253	6.58	\$78,399	290	6.13	\$77,394	347	6.79	\$79,434	474	6.10	\$71,054
36-49	459	8.74	\$99,347	443	7.37	\$87,142	502	8.06	\$99,696	599	7.37	\$96,843	681	7.39	\$92,314
50-64	1,114	9.16	\$108,823	1,226	8.52	\$105,051	1,312	8.38	\$110,258	1,627	8.20	\$107,637	1,711	7.89	\$108,776
65+	2,775	7.51	\$82,546	3,001	7.48	\$89,922	3,138	7.53	\$95,620	3,849	7.20	\$96,492	4,260	7.10	\$97,174
Total	4,666	8.08	\$90,349	4,993	7.66	\$92,836	5,304	7.74	\$98,836	6,473	7.45	\$98,648	7,187	7.28	\$97,265

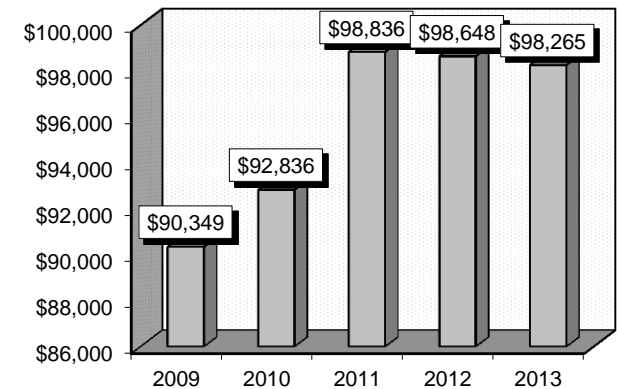
Patient Discharges



Average Length of Stay



Average Billed Charges



County / Hospital	2009			2010			2011			2012			2013		
	Cases	Avg LOS	Avg Bill	Cases	Avg LOS	Avg Bill	Cases	Avg LOS	Avg Bill	Cases	Avg LOS	Avg Bill	Cases	Avg LOS	Avg Bill
Clark															
Centennial Hills	122	7.96	\$89,731	121	8.40	\$96,981	131	7.77	\$121,440	129	6.74	\$112,547	104	7.52	\$155,509
Desert Springs	324	8.39	\$108,876	356	8.93	\$126,475	295	8.67	\$135,456	295	9.81	\$164,236	312	10.05	\$156,959
Mountain View	352	8.49	\$127,694	318	8.02	\$126,763	433	8.16	\$137,412	499	7.40	\$133,581	485	8.12	\$153,076
North Vista	120	8.48	\$111,333	114	8.66	\$127,835	153	10.24	\$143,667	158	8.42	\$112,734	127	9.89	\$132,903
Southern Hills	80	8.18	\$95,493	59	8.63	\$103,602	78	9.90	\$145,302	100	8.99	\$140,641	131	7.15	\$121,606
Spring Valley	219	8.80	\$126,190	213	7.95	\$134,589	163	7.67	\$132,077	263	7.59	\$133,742	397	7.67	\$135,118
St. Rose-Rose de Lima	414	6.69	\$77,596	423	6.93	\$83,197	526	7.22	\$86,444	606	6.83	\$87,087	468	6.39	\$86,304
St. Rose-San Martin	176	7.44	\$88,121	188	6.52	\$75,970	226	6.86	\$85,231	233	7.09	\$92,551	156	7.08	\$93,841
St. Rose-Siena	343	8.07	\$95,148	402	7.02	\$91,318	296	7.24	\$94,558	384	7.72	\$95,424	394	7.47	\$97,080
Summerlin	199	7.81	\$105,952	250	7.51	\$106,595	251	7.72	\$127,845	357	7.52	\$133,617	420	7.71	\$137,663
Sunrise	357	10.19	\$133,194	476	8.37	\$126,417	478	8.39	\$134,285	517	9.13	\$158,604	600	8.45	\$153,261
UMC	228	10.94	\$111,346	217	9.64	\$102,756	265	9.86	\$101,022	257	9.10	\$96,254	301	9.01	\$90,466
Valley	249	9.31	\$138,744	275	10.03	\$154,578	296	9.15	\$159,845	306	9.20	\$178,765	305	10.53	\$203,957
Total	3,183	8.52	\$109,533	3,412	8.10	\$112,614	3,591	8.20	\$120,661	4,104	8.04	\$125,925	4,200	8.18	\$132,935
Washoe															
Carson Tahoe	200	4.86	\$35,583	248	5.08	\$38,342	265	5.13	\$41,231	284	5.08	\$42,017	368	5.46	\$45,447
Northern Nevada	66	6.71	\$58,196	64	5.89	\$57,343	88	6.10	\$65,352	141	4.69	\$52,110	178	4.82	\$55,122
Renown Regional	607	9.29	\$65,389	616	8.56	\$64,291	681	8.99	\$68,525	859	8.37	\$68,264	1,119	6.96	\$60,230
Renown S. Meadows	95	5.43	\$36,870	93	5.68	\$45,988	91	4.79	\$44,225	128	5.77	\$47,261	98	4.70	\$39,490
Saint Mary's	332	6.92	\$45,094	378	6.37	\$46,490	411	5.81	\$45,864	696	5.81	\$44,218	964	5.87	\$43,498
Sierra Surgery	0	0.00	\$0	0	0.00	\$0	0	0.00	\$0	0	0.00	\$0	0	0.00	\$0
Total	1,300	7.59	\$53,171	1,399	7.04	\$53,347	1,536	7.06	\$56,131	2,108	6.68	\$54,433	2,727	6.15	\$51,241
Rural															
Battle Mountain	0	0.00	\$0	0	0.00	\$0	0	0.00	\$0	1	1.00	\$3,185	0	0.00	\$0
Boulder City	13	4.23	\$10,062	12	4.17	\$11,046	4	5.00	\$12,463	9	5.89	\$17,568	10	6.20	\$24,474
Carson Valley	37	3.57	\$31,680	21	5.43	\$41,652	22	4.14	\$29,844	17	3.24	\$23,871	14	2.86	\$30,743
Churchill	6	5.33	\$20,580	12	4.33	\$22,427	18	4.28	\$28,907	81	5.60	\$29,058	77	5.25	\$32,526
Desert View	6	2.50	\$9,318	8	5.00	\$26,517	12	3.67	\$20,837	12	2.67	\$13,198	10	3.30	\$23,781
Grover C. Dils	1	3.00	\$10,785	1	4.00	\$11,300	1	12.00	\$18,697	2	9.50	\$18,865	0	0.00	\$0
Humboldt	1	2.00	\$19,851	2	4.50	\$51,190	5	3.40	\$16,462	5	3.40	\$28,896	5	3.80	\$27,246
Incline Village	0	0.00	\$0	0	0.00	\$0	0	0.00	\$0	0	0.00	\$0	0	0.00	\$0
Mesa View	17	3.59	\$17,666	35	3.63	\$18,587	19	3.32	\$17,966	28	3.36	\$18,406	10	3.40	\$21,476
Mount Grant	35	4.46	\$13,344	24	4.42	\$16,946	26	5.35	\$20,163	22	4.86	\$17,033	20	6.80	\$27,096
Northeastern	44	4.14	\$27,304	49	4.35	\$34,421	57	4.05	\$35,797	69	3.88	\$37,725	94	3.97	\$38,023
Nye	5	1.40	\$10,480	7	3.86	\$15,682	0	0.00	\$0	1	3.00	\$8,585	0	0.00	\$0
Pershing	6	4.67	\$13,348	1	6.00	\$17,662	0	0.00	\$0	0	0.00	\$0	0	0.00	\$0
South Lyon	2	3.00	\$8,886	3	3.33	\$9,493	1	3.00	\$8,710	0	0.00	\$0	1	5.00	\$12,538
William Bee Ririe	10	4.10	\$16,845	7	5.43	\$22,474	12	4.67	\$18,653	14	3.50	\$17,512	19	2.32	\$14,220
Total	183	3.93	\$20,768	182	4.37	\$25,600	177	4.25	\$26,646	261	4.41	\$26,851	260	4.42	\$31,413
All Counties	4,666	8.08	\$90,349	4,993	7.66	\$92,836	5,304	7.74	\$98,836	6,473	7.45	\$98,648	7,187	7.28	\$98,265

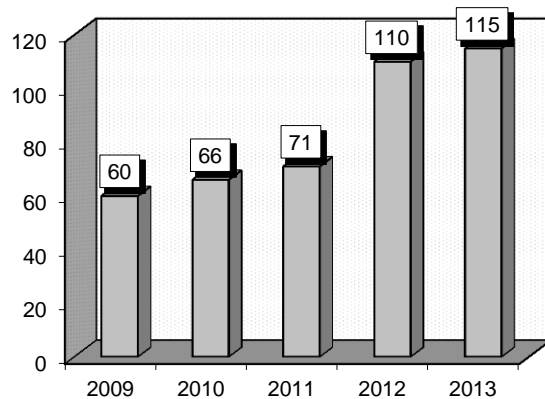
Depressive Neuroses (881)

Diagnoses: that frequently accompanied Depressive Neuroses were: 1) Hypertension (4019), 2) Suicidal ideation (V6284), 3) Dysthymic disorder (3004), 4) Tobacco use disorder (3051), 5) Hyperlipidemia (2724), 6) Chronic airway obstruction (496), 7) Hypopotassemia (2768).

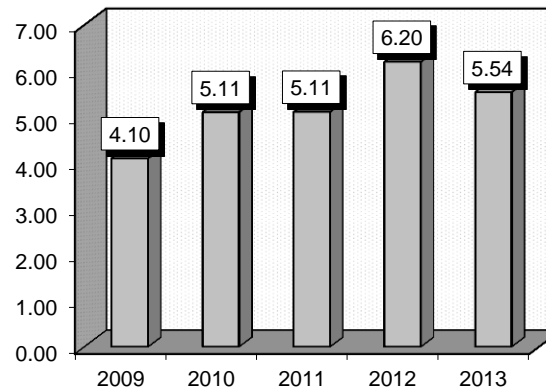
Definitions: Depression: A mental state characterized by a pessimistic sense of inadequacy and a despondent lack of activity. **Hypertension:** Elevated blood pressure persistently exceeding 140/90. Essential hypertension, the most common kind, has no single identifiable cause. **Dysthymic disorder:** A chronic, yet mild, form of depression; it is more prevalent and long-lasting than major depression and is associated with a significant disability in physical, social and role functioning, high healthcare utilization and poor quality of life. **Hyperlipidemia:** Excess levels of fats in the blood. These fats can be triglycerides, or cholesterol. Hyperlipidemia is often associated with increased risk of heart disease and strokes. There are genetic disorders that predispose to hyperlipidemia. **Hypopotassemia:** Disorder of fluid, electrolyte, and acid-base balance.

Gender	2009			2010			2011			2012			2013		
	Cases	Avg LOS	Avg Bill	Cases	Avg LOS	Avg Bill	Cases	Avg LOS	Avg Bill	Cases	Avg LOS	Avg Bill	Cases	Avg LOS	Avg Bill
Male	22	4.95	\$23,995	27	3.70	\$24,788	38	4.79	\$23,488	48	4.58	\$22,755	69	5.49	\$25,251
Female	38	3.61	\$18,951	39	6.08	\$23,822	33	5.48	\$29,399	62	7.45	\$32,443	46	5.61	\$28,416
Age Group	Cases	Avg LOS	Avg Bill	Cases	Avg LOS	Avg Bill	Cases	Avg LOS	Avg Bill	Cases	Avg LOS	Avg Bill	Cases	Avg LOS	Avg Bill
0-17	12	3.17	\$7,021	11	3.27	\$7,052	11	3.18	\$6,222	2	3.00	\$5,705	3	2.00	\$19,886
18-35	6	3.83	\$23,972	8	3.00	\$14,727	6	2.33	\$18,869	20	3.80	\$22,881	19	3.95	\$17,558
36-49	14	4.43	\$29,026	8	2.38	\$13,038	11	2.64	\$19,457	10	4.20	\$16,980	18	3.72	\$23,995
50-64	17	4.18	\$24,163	17	7.12	\$28,786	17	9.12	\$39,295	42	5.24	\$22,981	34	6.56	\$29,641
65+	11	4.73	\$18,438	22	6.23	\$36,785	26	5.00	\$30,731	36	9.39	\$41,659	41	6.49	\$29,671
Total	60	4.10	\$20,801	66	5.11	\$24,217	71	5.11	\$26,235	110	6.20	\$28,216	115	5.54	\$26,517

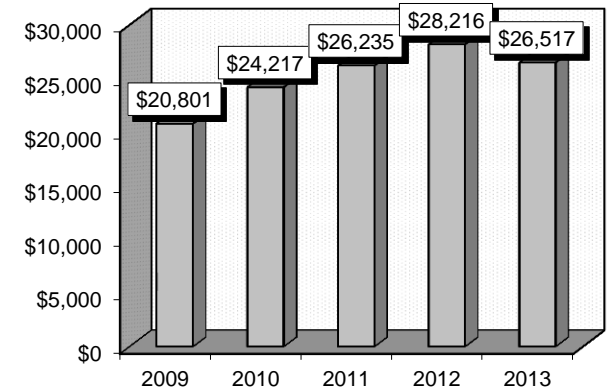
Patient Discharges



Average Length of Stay



Average Billed Charges



County / Hospital	2009			2010			2011			2012			2013		
	Cases	Avg LOS	Avg Bill	Cases	Avg LOS	Avg Bill	Cases	Avg LOS	Avg Bill	Cases	Avg LOS	Avg Bill	Cases	Avg LOS	Avg Bill
Clark															
Centennial Hills	5	4.20	\$27,596	0	0.00	\$0	1	10.00	\$127,628	4	4.75	\$52,803	4	4.25	\$36,814
Desert Springs	2	2.00	\$22,245	3	1.00	\$16,070	2	6.50	\$29,563	25	11.64	\$40,042	24	9.00	\$35,350
Mountain View	3	4.00	\$20,391	2	7.00	\$28,437	3	5.00	\$26,984	4	3.00	\$23,481	3	1.00	\$12,974
North Vista	3	13.67	\$30,305	5	10.80	\$24,131	4	5.50	\$16,396	11	4.64	\$15,155	8	5.50	\$24,812
Southern Hills	1	5.00	\$14,620	1	4.00	\$22,992	1	7.00	\$37,078	12	7.25	\$22,612	16	6.56	\$26,688
Spring Valley	5	3.40	\$25,866	1	2.00	\$29,298	4	3.75	\$25,203	4	4.75	\$94,465	1	1.00	\$43,664
St. Rose-Rose de Lima	0	0.00	\$0	1	2.00	\$18,310	1	1.00	\$31,315	0	0.00	\$0	0	0.00	\$0
St. Rose-San Martin	1	6.00	\$10,433	0	0.00	\$0	1	1.00	\$15,193	2	2.00	\$16,112	1	3.00	\$46,002
St. Rose-Siena	1	1.00	\$7,372	4	3.75	\$29,541	0	0.00	\$0	0	0.00	\$0	2	4.50	\$25,074
Summerlin	3	1.33	\$19,358	5	4.60	\$64,128	2	6.00	\$43,453	1	1.00	\$24,441	5	2.80	\$25,543
Sunrise	3	5.33	\$41,406	1	6.00	\$41,949	1	5.00	\$27,292	2	1.00	\$24,405	4	13.25	\$58,409
UMC	12	3.33	\$14,580	14	2.86	\$7,063	16	2.88	\$6,556	3	3.00	\$13,674	2	6.00	\$24,092
Valley	8	4.50	\$24,407	2	1.00	\$16,566	6	14.17	\$80,696	4	2.25	\$25,420	3	6.33	\$45,813
Total	47	4.32	\$22,315	39	4.23	\$23,310	42	5.52	\$29,070	72	7.00	\$32,921	73	6.79	\$32,149
Washoe															
Carson Tahoe	3	1.67	\$7,065	6	12.83	\$45,192	5	4.80	\$19,339	2	4.50	\$16,178	3	2.00	\$7,184
Northern Nevada	3	7.33	\$33,295	8	6.88	\$32,901	12	4.50	\$25,378	3	10.67	\$64,994	9	4.11	\$29,672
Renown Regional	3	3.00	\$18,977	2	2.00	\$11,965	2	1.50	\$10,310	5	4.80	\$23,512	1	4.00	\$52,361
Renown S. Meadows	0	0.00	\$0	0	0.00	\$0	0	0.00	\$0	0	0.00	\$0	0	0.00	\$0
Saint Mary's	0	0.00	\$0	2	4.00	\$16,440	1	2.00	\$57,570	1	2.00	\$13,322	3	1.00	\$11,596
Sierra Surgery	0	0.00	\$0	0	0.00	\$0	0	0.00	\$0	0	0.00	\$0	0	0.00	\$0
Total	9	4.00	\$19,779	18	8.00	\$32,843	20	4.15	\$23,971	11	6.09	\$32,565	16	3.13	\$23,484
Rural															
Battle Mountain	0	0.00	\$0	1	1.00	\$2,511	0	0.00	\$0	0	0.00	\$0	0	0.00	\$0
Boulder City	0	0.00	\$0	0	0.00	\$0	0	0.00	\$0	0	0.00	\$0	0	0.00	\$0
Carson Valley	0	0.00	\$0	0	0.00	\$0	1	1.00	\$7,179	0	0.00	\$0	0	0.00	\$0
Churchill	0	0.00	\$0	1	5.00	\$19,278	0	0.00	\$0	0	0.00	\$0	0	0.00	\$0
Desert View	1	1.00	\$2,442	1	2.00	\$9,755	1	4.00	\$17,617	0	0.00	\$0	0	0.00	\$0
Grover C. Dils	1	2.00	\$3,999	0	0.00	\$0	0	0.00	\$0	0	0.00	\$0	0	0.00	\$0
Humboldt	0	0.00	\$0	0	0.00	\$0	0	0.00	\$0	0	0.00	\$0	0	0.00	\$0
Incline Village	0	0.00	\$0	0	0.00	\$0	0	0.00	\$0	0	0.00	\$0	0	0.00	\$0
Mesa View	0	0.00	\$0	1	6.00	\$16,228	0	0.00	\$0	0	0.00	\$0	0	0.00	\$0
Mount Grant	0	0.00	\$0	0	0.00	\$0	0	0.00	\$0	0	0.00	\$0	0	0.00	\$0
Northeastern	0	0.00	\$0	0	0.00	\$0	7	6.14	\$19,645	26	4.15	\$13,706	26	3.50	\$12,572
Nye	0	0.00	\$0	0	0.00	\$0	0	0.00	\$0	0	0.00	\$0	0	0.00	\$0
Pershing	0	0.00	\$0	0	0.00	\$0	0	0.00	\$0	0	0.00	\$0	0	0.00	\$0
South Lyon	0	0.00	\$0	0	0.00	\$0	0	0.00	\$0	0	0.00	\$0	0	0.00	\$0
William Bee Ririe	2	2.00	\$7,378	5	2.80	\$10,055	0	0.00	\$0	1	3.00	\$18,869	0	0.00	\$0
Total	4	1.75	\$5,299	9	3.11	\$10,894	9	5.33	\$18,034	27	4.11	\$13,898	26	3.50	\$12,572
All Counties	60	4.10	\$20,801	66	5.11	\$24,217	71	5.11	\$26,235	110	6.20	\$28,216	115	5.54	\$26,517

Alcohol/Drug Abuse Or Dependence (895-897)

Diagnoses: that frequently accompanied Alcohol/Drug Abuse Or Dependence were: 1) Tobacco use disorder (3051), 2) Hypertension (4019), 3) Alcohol withdrawal (29181), 4) Convulsions (78039), 5) Hypopotassemia (2768), 6) Opioid type dependence; continuous use (30401), 7) Alcohol withdrawal (29181), 8) Drug withdrawal (2920).

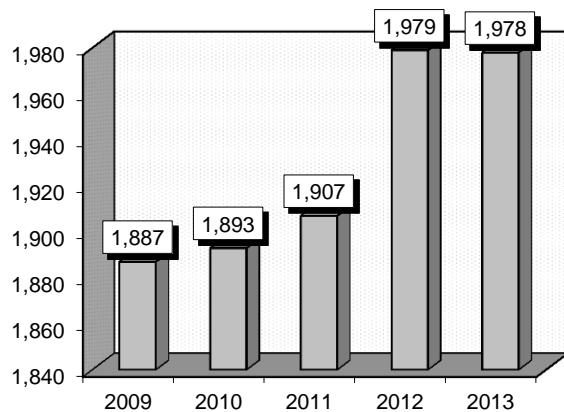
Definitions: Hypertension: Elevated blood pressure persistently exceeding 140/90. Essential hypertension, the most common kind, has no single identifiable cause.

Hypopotassemia: Disorder of fluid, electrolyte, and acid-base balance. **Depression:** An abnormal emotional state characterized by exaggerated feelings of sadness, dejection, worthlessness, and hopelessness that are out of proportion to reality.

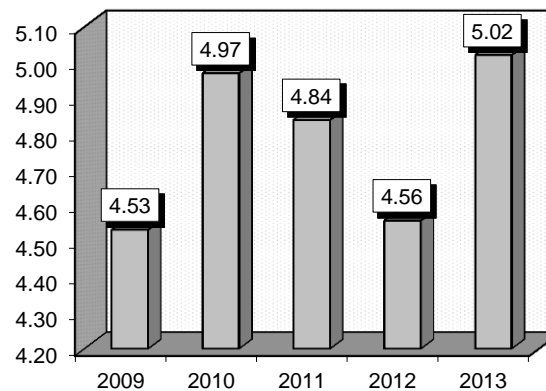
Comment: Alcohol and drug withdrawal symptoms vary from person to person. They will normally include one or more of the following: Severe headache, shakiness, hand tremors, anxiety, mood swings, depression, difficulty sleeping, nightmares, nausea, heart palpitations and loss of consciousness.

Gender	2009			2010			2011			2012			2013		
	Cases	Avg LOS	Avg Bill	Cases	Avg LOS	Avg Bill	Cases	Avg LOS	Avg Bill	Cases	Avg LOS	Avg Bill	Cases	Avg LOS	Avg Bill
Male	1,216	4.52	\$25,807	1,243	5.17	\$31,091	1,170	4.92	\$33,568	1,261	4.65	\$31,522	1,294	5.34	\$38,776
Female	671	4.55	\$22,993	650	4.60	\$22,173	737	4.71	\$25,269	718	4.40	\$26,722	684	4.41	\$27,680
Age Group	Cases	Avg LOS	Avg Bill	Cases	Avg LOS	Avg Bill	Cases	Avg LOS	Avg Bill	Cases	Avg LOS	Avg Bill	Cases	Avg LOS	Avg Bill
0-17	26	1.85	\$15,612	15	1.47	\$12,784	10	1.50	\$13,856	8	1.00	\$13,758	18	2.44	\$17,471
18-35	351	3.64	\$17,677	349	3.80	\$19,114	356	4.12	\$21,197	383	3.69	\$20,806	391	3.75	\$25,799
36-49	678	4.14	\$23,087	620	4.36	\$26,322	634	4.42	\$28,194	596	4.04	\$25,812	542	4.87	\$34,753
50-64	623	5.38	\$29,065	672	5.83	\$32,606	663	5.33	\$33,249	716	5.43	\$34,311	766	5.84	\$39,370
65+	209	5.11	\$30,804	237	6.07	\$33,604	244	5.79	\$42,192	276	4.72	\$39,518	261	5.02	\$37,219
Total	1,887	4.53	\$24,806	1,893	4.97	\$28,028	1,907	4.84	\$30,361	1,979	4.56	\$29,781	1,978	5.02	\$34,939

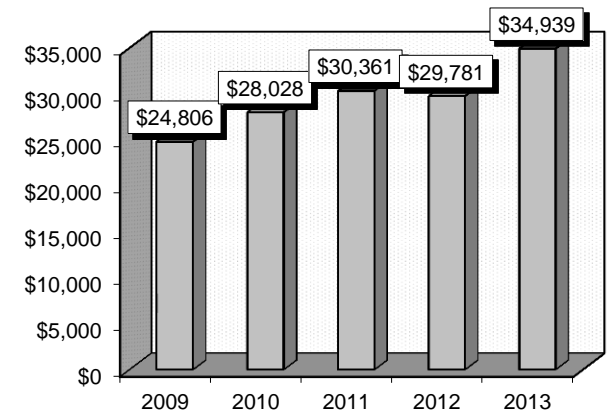
Patient Discharges



Average Length of Stay



Average Billed Charges



County / Hospital	2009			2010			2011			2012			2013		
	Cases	Avg LOS	Avg Bill	Cases	Avg LOS	Avg Bill	Cases	Avg LOS	Avg Bill	Cases	Avg LOS	Avg Bill	Cases	Avg LOS	Avg Bill
Clark															
Centennial Hills	43	3.47	\$26,456	36	3.89	\$32,875	43	4.19	\$45,498	23	5.65	\$76,523	27	4.56	\$47,801
Desert Springs	70	3.10	\$23,808	63	4.35	\$34,004	66	4.26	\$36,560	64	4.58	\$42,553	85	6.76	\$46,046
Mountain View	57	3.84	\$29,831	53	3.64	\$41,910	70	4.07	\$39,914	76	3.68	\$39,993	70	4.73	\$50,235
North Vista	35	3.71	\$19,816	31	4.97	\$26,845	29	3.72	\$26,605	42	9.52	\$37,894	48	3.08	\$30,110
Southern Hills	10	6.60	\$52,872	25	3.04	\$28,546	28	2.36	\$25,374	17	5.59	\$42,634	27	5.44	\$34,972
Spring Valley	69	3.28	\$25,420	65	4.00	\$43,865	53	3.60	\$35,927	73	3.59	\$43,351	57	4.40	\$68,013
St. Rose-Rose de Lima	58	4.69	\$37,455	47	6.19	\$39,446	55	7.60	\$64,293	46	2.98	\$31,114	42	4.83	\$38,524
St. Rose-San Martin	35	4.49	\$36,181	29	2.41	\$22,405	41	3.15	\$34,328	26	3.58	\$38,782	24	4.75	\$39,527
St. Rose-Siena	39	3.38	\$29,101	58	4.02	\$34,840	66	4.48	\$37,848	54	4.04	\$35,331	39	3.21	\$35,558
Summerlin	50	4.44	\$42,175	44	4.25	\$49,212	36	2.97	\$36,536	38	4.05	\$42,964	45	5.38	\$65,493
Sunrise	115	4.62	\$34,160	133	5.84	\$42,409	327	3.90	\$30,921	352	3.34	\$26,463	395	4.13	\$36,094
UMC	192	5.64	\$40,039	174	5.41	\$32,966	162	6.43	\$40,170	186	4.76	\$37,129	207	4.01	\$30,753
Valley	263	3.11	\$18,530	293	3.75	\$26,479	79	4.11	\$39,404	70	3.56	\$43,994	95	4.66	\$57,485
Total	1,036	4.08	\$29,587	1,051	4.47	\$34,033	1,055	4.46	\$37,003	1,067	4.10	\$35,881	1,161	4.45	\$41,319
Washoe															
Carson Tahoe	352	6.20	\$15,624	355	6.82	\$16,259	378	6.49	\$17,302	386	6.42	\$18,223	345	6.68	\$17,950
Northern Nevada	115	3.57	\$15,961	77	3.56	\$20,352	70	3.56	\$23,060	67	5.19	\$32,585	47	5.49	\$42,831
Renown Regional	234	4.97	\$27,080	228	5.91	\$28,710	229	5.12	\$30,998	279	4.30	\$27,819	255	5.15	\$32,296
Renown S. Meadows	25	3.08	\$18,442	31	3.48	\$27,809	31	2.87	\$19,040	27	2.15	\$16,612	37	3.57	\$27,056
Saint Mary's	41	5.88	\$27,633	62	5.16	\$24,469	59	5.22	\$29,314	67	4.40	\$27,641	57	9.42	\$40,907
Sierra Surgery	0	0.00	\$0	0	0.00	\$0	0	0.00	\$0	0	0.00	\$0	0	0.00	\$0
Total	767	5.31	\$19,903	753	5.94	\$21,599	767	5.57	\$22,911	826	5.30	\$23,340	741	6.13	\$26,686
Rural															
Battle Mountain	1	3.00	\$3,378	0	0.00	\$0	0	0.00	\$0	0	0.00	\$0	0	0.00	\$0
Boulder City	8	2.38	\$6,565	5	1.40	\$3,091	3	3.67	\$11,636	3	2.33	\$7,741	3	2.33	\$12,006
Carson Valley	5	7.80	\$35,270	4	1.50	\$14,429	5	4.00	\$40,844	9	2.67	\$19,090	8	2.63	\$15,345
Churchill	15	2.20	\$11,683	12	3.00	\$14,435	17	2.47	\$13,449	17	3.29	\$19,214	18	3.33	\$17,855
Desert View	4	2.25	\$10,877	7	2.14	\$9,447	9	2.89	\$14,301	3	1.00	\$4,970	7	2.57	\$14,340
Grover C. Dils	17	4.12	\$4,250	17	3.29	\$4,410	11	4.00	\$5,186	10	3.00	\$4,812	7	2.71	\$2,460
Humboldt	4	5.00	\$14,314	3	4.00	\$12,002	5	1.80	\$9,637	10	3.70	\$16,465	5	4.20	\$21,970
Incline Village	0	0.00	\$0	0	0.00	\$0	0	0.00	\$0	0	0.00	\$0	0	0.00	\$0
Mesa View	7	2.14	\$9,723	16	3.00	\$13,900	10	3.60	\$16,824	6	2.83	\$13,531	3	1.67	\$13,284
Mount Grant	6	2.83	\$7,253	1	3.00	\$6,077	2	2.00	\$6,131	2	1.50	\$4,377	2	1.50	\$4,771
Northeastern	7	1.57	\$11,266	13	2.00	\$17,628	11	3.00	\$25,318	18	3.22	\$22,933	17	3.41	\$31,689
Nye	2	2.00	\$13,545	1	2.00	\$6,278	3	1.00	\$6,187	4	7.50	\$22,851	0	0.00	\$0
Pershing	0	0.00	\$0	0	0.00	\$0	1	1.00	\$2,767	0	0.00	\$0	0	0.00	\$0
South Lyon	0	0.00	\$0	1	3.00	\$9,239	0	0.00	\$0	0	0.00	\$0	1	1.00	\$2,786
William Bee Ririe	8	2.25	\$11,590	9	3.22	\$14,259	8	3.13	\$13,213	4	1.75	\$7,213	5	2.60	\$12,980
Total	84	3.07	\$10,604	89	2.73	\$11,517	85	2.99	\$15,150	86	3.16	\$15,957	76	2.97	\$17,939
All Counties	1,887	4.53	\$24,806	1,893	4.97	\$28,028	1,907	4.84	\$30,361	1,979	4.56	\$29,781	1,978	5.02	\$34,939

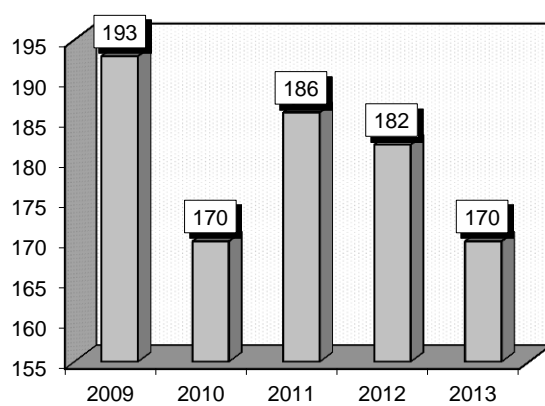
Traumatic Injury (913-914)

Diagnoses & Procedures: that frequently accompanied Traumatic Injury were: 1) Head injury, unspecified (95901), 2) Open wound of hand except finger(s) alone, complicated (8821), 3) Open wound of knee, leg [except thigh], and ankle, complicated (8811), 4) Closure of skin and subcutaneous tissue of other sites (8659).

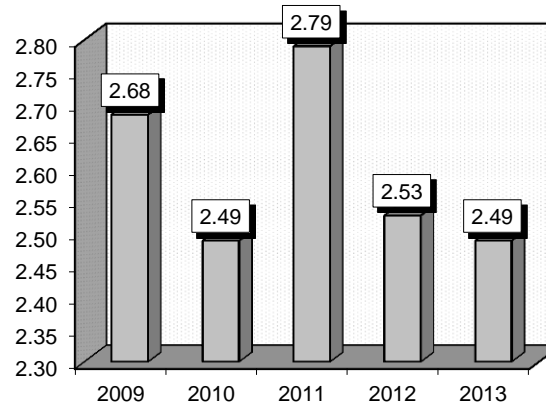
Definitions: **Trauma:** Serious injury or shock normally caused by an accident or violence. **Open wound:** A case where tissue that normally lies beneath the skin is exposed to air. **Closure of skin and subcutaneous tissue:** Suture or stitches used to close the injured tissue surrounding the wound.

Gender	2009			2010			2011			2012			2013		
	Cases	Avg LOS	Avg Bill	Cases	Avg LOS	Avg Bill	Cases	Avg LOS	Avg Bill	Cases	Avg LOS	Avg Bill	Cases	Avg LOS	Avg Bill
Male	111	2.60	\$24,283	101	2.58	\$24,955	103	3.17	\$30,801	101	2.50	\$32,757	102	2.08	\$31,672
Female	82	2.79	\$22,339	69	2.35	\$23,824	83	2.33	\$26,818	81	2.57	\$25,437	68	3.10	\$33,868
Age Group	Cases	Avg LOS	Avg Bill	Cases	Avg LOS	Avg Bill	Cases	Avg LOS	Avg Bill	Cases	Avg LOS	Avg Bill	Cases	Avg LOS	Avg Bill
0-17	31	1.61	\$16,748	29	1.45	\$13,386	25	1.72	\$22,954	22	1.91	\$21,210	20	1.70	\$20,230
18-35	41	2.17	\$27,185	33	2.45	\$27,017	39	1.92	\$25,892	36	2.11	\$33,432	40	2.08	\$35,216
36-49	33	3.42	\$24,089	34	2.21	\$26,309	35	3.74	\$36,643	39	2.21	\$28,356	30	2.13	\$31,928
50-64	30	3.50	\$26,730	30	2.47	\$22,625	28	3.86	\$33,538	30	3.33	\$37,216	24	3.67	\$44,307
65+	58	2.78	\$22,356	44	3.43	\$29,801	59	2.75	\$27,004	55	2.84	\$26,843	56	2.75	\$30,341
Total	193	2.68	\$23,457	170	2.49	\$24,496	186	2.79	\$29,024	182	2.53	\$29,499	170	2.49	\$32,550

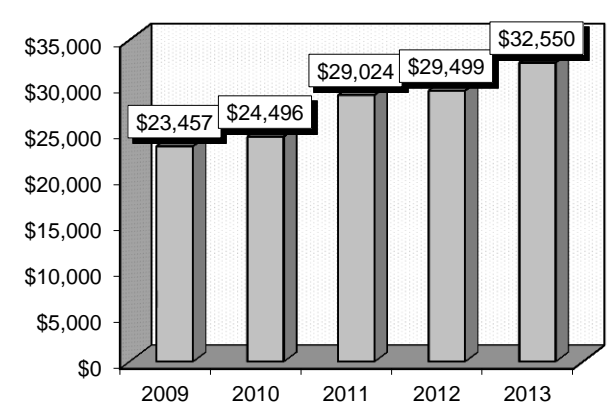
Patient Discharges



Average Length of Stay



Average Billed Charges



County / Hospital	2009			2010			2011			2012			2013		
	Cases	Avg LOS	Avg Bill	Cases	Avg LOS	Avg Bill	Cases	Avg LOS	Avg Bill	Cases	Avg LOS	Avg Bill	Cases	Avg LOS	Avg Bill
Clark															
Centennial Hills	6	2.00	\$24,104	2	2.00	\$11,793	2	2.50	\$29,893	1	1.00	\$11,013	4	2.00	\$36,953
Desert Springs	7	2.14	\$15,641	5	3.60	\$33,792	5	10.40	\$48,753	1	12.00	\$70,354	5	4.80	\$41,682
Mountain View	5	3.00	\$25,385	6	2.17	\$24,276	9	2.00	\$24,586	8	2.75	\$37,648	9	2.89	\$38,982
North Vista	2	3.50	\$19,443	5	5.20	\$60,228	2	3.50	\$28,952	0	0.00	\$0	3	3.33	\$35,623
Southern Hills	2	1.50	\$18,097	2	2.00	\$15,608	1	1.00	\$14,047	2	1.00	\$12,501	2	1.50	\$25,565
Spring Valley	5	1.60	\$20,447	10	2.20	\$23,195	6	2.67	\$44,650	4	4.25	\$37,482	4	2.25	\$45,687
St. Rose-Rose de Lima	12	3.42	\$16,770	8	3.75	\$32,762	14	4.00	\$29,477	18	2.17	\$25,032	13	3.69	\$32,901
St. Rose-San Martin	0	0.00	\$0	2	1.50	\$13,577	1	3.00	\$62,073	2	7.00	\$54,032	2	2.00	\$34,568
St. Rose-Siena	9	2.11	\$21,028	10	1.90	\$23,731	5	1.80	\$25,882	13	2.31	\$30,406	6	1.67	\$29,944
Summerlin	9	2.56	\$24,551	8	3.13	\$36,828	8	3.13	\$28,228	5	2.60	\$34,971	12	2.58	\$37,627
Sunrise	25	1.60	\$24,042	20	2.50	\$27,536	31	2.48	\$32,590	24	2.75	\$35,497	25	1.80	\$32,536
UMC	38	2.13	\$24,783	38	1.84	\$23,445	40	1.98	\$25,595	32	2.28	\$23,674	35	2.46	\$30,109
Valley	13	4.77	\$32,369	6	1.67	\$16,936	8	2.88	\$35,711	7	3.43	\$63,944	5	3.40	\$43,070
Total	133	2.45	\$23,559	122	2.41	\$26,778	132	2.81	\$30,412	117	2.68	\$31,995	125	2.57	\$34,067
Washoe															
Carson Tahoe	8	2.88	\$12,564	4	2.00	\$16,735	7	1.86	\$11,918	2	1.50	\$13,514	5	2.40	\$19,244
Northern Nevada	1	3.00	\$12,929	3	2.00	\$14,882	0	0.00	\$0	2	2.00	\$31,065	1	1.00	\$8,228
Renown Regional	34	3.56	\$31,057	16	4.31	\$31,141	23	3.35	\$43,021	35	2.17	\$32,101	19	2.32	\$40,516
Renown S. Meadows	3	2.33	\$23,674	3	1.67	\$24,937	2	1.50	\$10,066	2	2.00	\$22,280	1	1.00	\$10,861
Saint Mary's	1	2.00	\$18,677	2	2.00	\$11,965	2	6.00	\$39,989	11	2.36	\$15,915	10	2.20	\$24,092
Sierra Surgery	0	0.00	\$0	0	0.00	\$0	0	0.00	\$0	0	0.00	\$0	0	0.00	\$0
Total	47	3.32	\$26,789	28	3.29	\$25,306	34	3.09	\$34,501	52	2.17	\$27,545	36	2.22	\$31,279
Rural															
Battle Mountain	0	0.00	\$0	0	0.00	\$0	0	0.00	\$0	0	0.00	\$0	0	0.00	\$0
Boulder City	1	3.00	\$1,963	5	2.80	\$4,896	3	3.00	\$8,133	0	0.00	\$0	0	0.00	\$0
Carson Valley	1	2.00	\$15,865	0	0.00	\$0	1	1.00	\$2,595	1	6.00	\$20,156	2	4.00	\$39,878
Churchill	7	3.29	\$11,235	1	1.00	\$7,291	3	3.00	\$10,796	2	2.00	\$14,644	2	2.00	\$9,548
Desert View	1	1.00	\$4,308	0	0.00	\$0	2	3.00	\$10,657	1	2.00	\$11,575	4	1.50	\$9,599
Grover C. Dils	0	0.00	\$0	0	0.00	\$0	0	0.00	\$0	0	0.00	\$0	0	0.00	\$0
Humboldt	0	0.00	\$0	2	1.00	\$11,481	4	1.50	\$6,508	2	4.50	\$31,092	0	0.00	\$0
Incline Village	0	0.00	\$0	0	0.00	\$0	0	0.00	\$0	0	0.00	\$0	0	0.00	\$0
Mesa View	1	2.00	\$6,532	3	1.33	\$6,423	0	0.00	\$0	1	1.00	\$4,986	0	0.00	\$0
Mount Grant	0	0.00	\$0	1	1.00	\$2,451	0	0.00	\$0	2	1.50	\$5,246	0	0.00	\$0
Northeastern	1	3.00	\$11,167	4	2.75	\$17,643	2	2.00	\$22,810	2	2.50	\$15,293	0	0.00	\$0
Nye	1	2.00	\$16,315	3	1.00	\$12,722	3	1.00	\$14,704	0	0.00	\$0	0	0.00	\$0
Pershing	0	0.00	\$0	0	0.00	\$0	1	2.00	\$5,475	0	0.00	\$0	0	0.00	\$0
South Lyon	0	0.00	\$0	0	0.00	\$0	1	3.00	\$9,000	0	0.00	\$0	1	4.00	\$11,871
William Bee Ririe	0	0.00	\$0	1	1.00	\$3,543	0	0.00	\$0	2	2.00	\$11,979	0	0.00	\$0
Total	13	2.77	\$10,369	20	1.85	\$9,437	20	2.15	\$10,547	13	2.62	\$14,863	9	2.44	\$16,569
All Counties	193	2.68	\$23,457	170	2.49	\$24,496	186	2.79	\$29,024	182	2.53	\$29,499	170	2.49	\$32,550

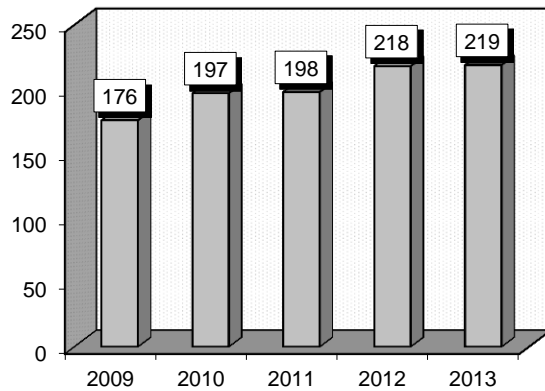
Allergic Reactions (915-916)

Diagnoses & Procedures: that frequently accompanied Allergic Reactions were: 1) Angioneurotic edema, not elsewhere classified (9951), 2) Other anaphylactic shock, not elsewhere classified (9950), 3) Anaphylactic shock due to other specified food (99569), 4) Anaphylactic shock due to fish (99565).

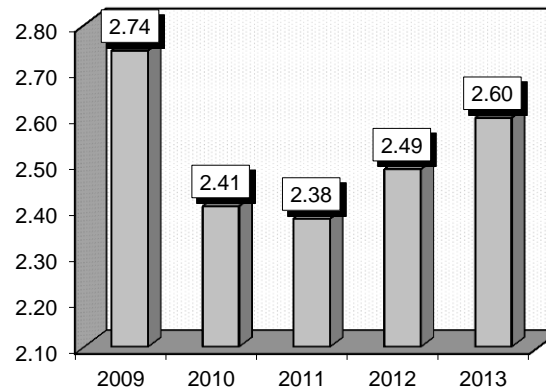
Definitions: **Angioneurotic edema:** Noninflammatory swelling of the skin, mucous membranes, viscera (the intestines) and brain that are recur over time. **Anaphylactic Shock:** A serious, sometimes fatal, allergic reaction to drugs or food in which symptoms include a drastic decline in blood pressure, breathing difficulties, and intense itching.

	2009			2010			2011			2012			2013		
Gender	Cases	Avg LOS	Avg Bill	Cases	Avg LOS	Avg Bill	Cases	Avg LOS	Avg Bill	Cases	Avg LOS	Avg Bill	Cases	Avg LOS	Avg Bill
Male	80	2.75	\$22,813	87	1.80	\$17,110	86	2.03	\$23,080	102	2.32	\$27,472	91	2.76	\$35,057
Female	96	2.74	\$24,550	110	2.88	\$27,024	112	2.64	\$28,129	116	2.63	\$33,900	128	2.48	\$30,317
Age Group	Cases	Avg LOS	Avg Bill	Cases	Avg LOS	Avg Bill	Cases	Avg LOS	Avg Bill	Cases	Avg LOS	Avg Bill	Cases	Avg LOS	Avg Bill
0-17	19	1.84	\$8,961	21	1.29	\$7,464	20	1.40	\$11,093	20	1.20	\$10,187	27	1.44	\$18,650
18-35	19	2.26	\$24,296	17	2.00	\$15,782	16	1.44	\$15,278	23	2.04	\$26,088	25	2.44	\$30,742
36-49	31	3.48	\$24,404	37	2.03	\$19,916	39	2.56	\$23,006	34	1.91	\$20,684	35	2.89	\$35,104
50-64	48	2.85	\$29,891	60	2.23	\$19,688	54	2.30	\$26,525	73	2.88	\$41,014	71	2.65	\$32,900
65+	59	2.71	\$23,027	62	3.29	\$34,162	69	2.84	\$33,906	68	2.88	\$32,846	61	2.95	\$36,626
Total	176	2.74	\$23,760	197	2.41	\$22,646	198	2.38	\$25,936	218	2.49	\$30,893	219	2.60	\$32,287

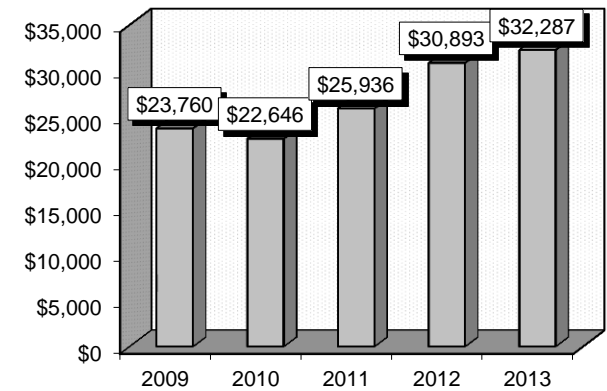
Patient Discharges



Average Length of Stay



Average Billed Charges



County / Hospital	2009			2010			2011			2012			2013		
	Cases	Avg LOS	Avg Bill	Cases	Avg LOS	Avg Bill	Cases	Avg LOS	Avg Bill	Cases	Avg LOS	Avg Bill	Cases	Avg LOS	Avg Bill
Clark															
Centennial Hills	7	4.86	\$49,888	6	1.33	\$10,056	7	1.29	\$10,292	3	1.00	\$10,705	5	2.80	\$48,042
Desert Springs	4	1.50	\$12,970	12	2.42	\$19,894	7	2.29	\$28,034	13	4.00	\$47,406	4	1.50	\$18,739
Mountain View	12	3.25	\$42,708	14	1.14	\$14,083	18	2.72	\$34,260	13	2.62	\$47,761	19	3.79	\$71,316
North Vista	6	2.67	\$21,895	4	2.25	\$20,473	9	4.00	\$38,774	13	2.38	\$24,707	5	4.20	\$27,233
Southern Hills	3	1.67	\$13,040	1	2.00	\$19,153	5	1.40	\$20,579	5	1.20	\$16,477	5	1.40	\$10,871
Spring Valley	7	3.57	\$38,462	10	1.70	\$17,740	6	2.67	\$36,241	7	2.14	\$38,814	3	1.00	\$5,712
St. Rose-Rose de Lima	7	2.86	\$35,093	10	5.40	\$72,667	6	4.67	\$70,010	11	2.36	\$27,320	10	3.70	\$53,315
St. Rose-San Martin	6	4.00	\$32,831	6	1.67	\$12,658	3	2.33	\$11,948	4	2.75	\$37,605	3	2.00	\$29,985
St. Rose-Siena	15	2.20	\$14,055	25	2.52	\$23,968	27	2.44	\$24,134	22	2.05	\$23,215	18	4.11	\$41,712
Summerlin	7	2.57	\$13,072	12	3.00	\$35,723	7	1.00	\$10,169	10	2.00	\$23,319	7	2.43	\$36,034
Sunrise	20	1.70	\$18,342	20	1.75	\$19,150	28	2.71	\$36,755	28	2.18	\$34,092	27	2.33	\$34,703
UMC	23	3.61	\$29,183	27	3.67	\$29,318	27	1.41	\$13,317	28	2.57	\$22,953	37	2.49	\$19,856
Valley	13	3.15	\$21,564	8	2.00	\$18,001	10	2.60	\$33,423	13	5.46	\$89,598	17	3.47	\$57,723
Total	130	2.91	\$26,282	155	2.54	\$25,315	160	2.38	\$27,849	170	2.63	\$34,714	160	2.94	\$38,481
Washoe															
Carson Tahoe	6	2.17	\$16,921	8	1.88	\$13,296	12	2.75	\$17,733	6	2.17	\$17,507	9	1.44	\$9,110
Northern Nevada	7	1.71	\$15,659	2	1.00	\$7,552	1	3.00	\$46,470	2	1.00	\$15,043	4	1.00	\$10,945
Renown Regional	13	3.23	\$25,140	14	2.14	\$14,772	11	2.27	\$20,308	22	2.14	\$19,844	19	1.47	\$17,207
Renown S. Meadows	6	1.00	\$7,513	1	1.00	\$9,068	3	1.00	\$14,194	3	2.67	\$26,661	6	2.50	\$26,269
Saint Mary's	6	3.17	\$23,319	6	2.00	\$16,073	4	4.00	\$24,843	9	1.56	\$10,976	10	1.60	\$11,071
Sierra Surgery	0	0.00	\$0	0	0.00	\$0	0	0.00	\$0	0	0.00	\$0	0	0.00	\$0
Total	38	2.42	\$19,025	31	1.94	\$13,993	31	2.58	\$20,149	42	2.00	\$17,868	48	1.58	\$15,021
Rural															
Battle Mountain	0	0.00	\$0	0	0.00	\$0	0	0.00	\$0	0	0.00	\$0	0	0.00	\$0
Boulder City	0	0.00	\$0	2	2.50	\$14,989	1	1.00	\$2,666	0	0.00	\$0	0	0.00	\$0
Carson Valley	2	1.50	\$6,423	2	2.00	\$15,871	1	2.00	\$28,525	2	2.00	\$22,161	1	2.00	\$14,334
Churchill	0	0.00	\$0	0	0.00	\$0	1	1.00	\$3,362	1	1.00	\$4,886	3	1.00	\$12,792
Desert View	2	1.00	\$3,359	2	1.50	\$5,514	2	1.50	\$4,614	3	2.00	\$11,164	1	7.00	\$32,148
Grover C. Dils	0	0.00	\$0	0	0.00	\$0	0	0.00	\$0	0	0.00	\$0	0	0.00	\$0
Humboldt	0	0.00	\$0	0	0.00	\$0	1	1.00	\$5,304	0	0.00	\$0	1	1.00	\$21,378
Incline Village	0	0.00	\$0	0	0.00	\$0	0	0.00	\$0	0	0.00	\$0	0	0.00	\$0
Mesa View	0	0.00	\$0	1	1.00	\$3,594	1	2.00	\$5,794	0	0.00	\$0	1	1.00	\$20,294
Mount Grant	2	2.00	\$2,869	2	2.00	\$4,926	0	0.00	\$0	0	0.00	\$0	0	0.00	\$0
Northeastern	2	2.00	\$8,437	2	1.50	\$8,746	0	0.00	\$0	0	0.00	\$0	4	2.00	\$16,594
Nye	0	0.00	\$0	0	0.00	\$0	0	0.00	\$0	0	0.00	\$0	0	0.00	\$0
Pershing	0	0.00	\$0	0	0.00	\$0	0	0.00	\$0	0	0.00	\$0	0	0.00	\$0
South Lyon	0	0.00	\$0	0	0.00	\$0	0	0.00	\$0	0	0.00	\$0	0	0.00	\$0
William Bee Ririe	0	0.00	\$0	0	0.00	\$0	0	0.00	\$0	0	0.00	\$0	0	0.00	\$0
Total	8	1.63	\$5,272	11	1.82	\$9,426	7	1.43	\$7,840	6	1.83	\$13,783	11	2.00	\$17,537
All Counties	176	2.74	\$23,760	197	2.41	\$22,646	198	2.38	\$25,936	218	2.49	\$30,893	219	2.60	\$32,287

Poisoning & Toxic Effects Of Drugs (917-918)

Diagnoses: that frequently accompanied Poisoning & Toxic Effects Of Drugs were: 1) Tobacco abuse disorder (3051), 2) Acute respiratory failure (51881), 3) Hypertension (4019), 4) Poisoning by psychotropic agents (969), 5) Depressive disorder (311), 6) Hypopotassemia (2768), 7) Bipolar disorder (2964-7), 8) Nondependent alcohol abuse (3050), 9) Altered mental status (78097).

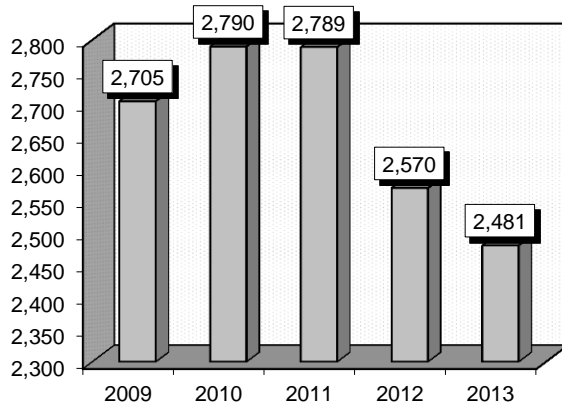
Definitions: Hypertension: Elevated blood pressure persistently exceeding 140/90. Essential hypertension, the most common kind, has no single identifiable cause.

Psychotropic: A drug that affects the mind, emotions, or behavior. **Hypopotassemia:** Disorder of fluid, electrolyte, and acid-base balance. **Bipolar disorder:** Previously referred to as manic depressive illness, characterized by the occurrence of mania (euphoria) alternating with bouts of depression.

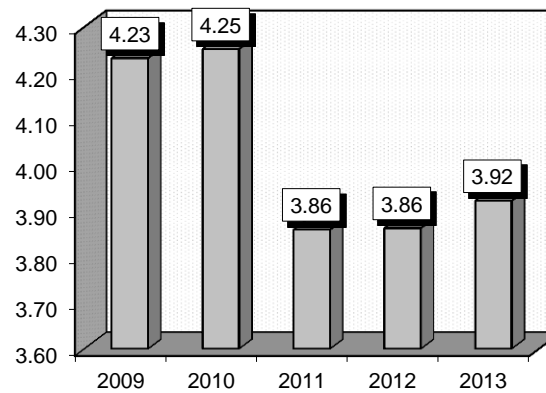
Comment: Poisoning is a condition produced by the ingestion of, injection of, inhalation of, or exposure to a poisonous substance. According to the Center for Disease Control and Prevention, a poisoning is a poison exposure that results in bodily harm. Poison exposures can occur by accident without intent, these exposures are defined as unintentional poisonings. Poison exposures can be the result of a conscious, willful decision, defined as intentional poisonings. Identification of the poison and presentation of a container label are critical to diagnosis and treatment.

Gender	2009			2010			2011			2012			2013		
	Cases	Avg LOS	Avg Bill	Cases	Avg LOS	Avg Bill	Cases	Avg LOS	Avg Bill	Cases	Avg LOS	Avg Bill	Cases	Avg LOS	Avg Bill
Male	1,253	4.28	\$36,035	1,280	4.61	\$42,849	1,288	3.79	\$40,706	1,119	4.08	\$45,555	1,072	4.17	\$50,053
Female	1,452	4.19	\$33,393	1,510	3.95	\$35,536	1,501	3.92	\$39,362	1,451	3.69	\$40,561	1,409	3.73	\$44,946
Age Group	Cases	Avg LOS	Avg Bill	Cases	Avg LOS	Avg Bill	Cases	Avg LOS	Avg Bill	Cases	Avg LOS	Avg Bill	Cases	Avg LOS	Avg Bill
0-17	288	1.86	\$13,896	244	1.57	\$13,722	232	1.81	\$14,232	207	1.83	\$18,762	232	1.59	\$18,032
18-35	757	4.25	\$34,652	783	4.37	\$37,547	797	3.62	\$38,444	667	3.56	\$35,757	646	3.88	\$40,530
36-49	761	4.43	\$35,571	672	4.56	\$39,759	683	3.84	\$39,497	589	4.16	\$48,005	531	4.08	\$48,877
50-64	608	5.08	\$41,670	730	4.79	\$44,921	686	4.76	\$49,966	716	4.42	\$49,064	685	4.57	\$57,759
65+	291	4.25	\$37,804	361	4.13	\$45,011	391	4.01	\$41,732	391	3.98	\$47,805	387	4.03	\$54,525
Total	2,705	4.23	\$34,617	2,790	4.25	\$38,891	2,789	3.86	\$39,983	2,570	3.86	\$42,735	2,481	3.92	\$47,153

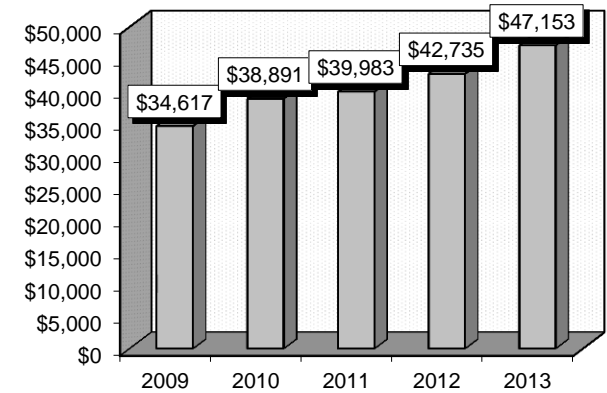
Patient Discharges



Average Length of Stay



Average Billed Charges



County / Hospital	2009			2010			2011			2012			2013		
	Cases	Avg LOS	Avg Bill	Cases	Avg LOS	Avg Bill	Cases	Avg LOS	Avg Bill	Cases	Avg LOS	Avg Bill	Cases	Avg LOS	Avg Bill
Clark															
Centennial Hills	112	4.02	\$34,150	100	4.30	\$36,717	138	3.93	\$41,796	84	4.24	\$61,264	104	3.72	\$51,307
Desert Springs	81	3.62	\$29,400	101	4.38	\$38,802	108	4.19	\$39,902	103	4.83	\$62,336	124	5.52	\$69,120
Mountain View	182	4.58	\$44,367	218	4.62	\$51,126	196	3.68	\$45,071	177	4.75	\$61,300	167	4.21	\$59,483
North Vista	74	6.62	\$51,491	98	5.57	\$39,168	71	5.65	\$53,133	65	5.35	\$44,758	74	7.22	\$80,227
Southern Hills	69	5.74	\$50,553	40	4.73	\$41,451	44	2.95	\$39,356	37	5.00	\$41,774	53	4.34	\$52,303
Spring Valley	183	4.11	\$34,572	180	4.93	\$52,532	153	4.29	\$52,788	130	4.21	\$53,484	132	5.19	\$67,285
St. Rose-Rose de Lima	118	5.47	\$42,718	180	5.18	\$46,529	122	4.31	\$43,690	117	4.19	\$42,362	81	3.90	\$48,621
St. Rose-San Martin	59	4.05	\$34,508	75	3.84	\$30,933	56	3.21	\$34,988	49	3.69	\$29,599	45	4.18	\$44,222
St. Rose-Siena	170	3.74	\$33,400	188	3.78	\$36,012	181	3.80	\$46,895	139	3.22	\$42,223	107	3.16	\$39,749
Summerlin	147	3.27	\$36,138	129	2.70	\$30,012	132	3.42	\$42,469	111	3.78	\$58,099	156	3.38	\$50,157
Sunrise	329	5.34	\$42,423	329	6.25	\$54,312	394	4.94	\$50,477	333	4.26	\$51,417	311	4.51	\$59,915
UMC	261	4.22	\$30,257	231	3.10	\$26,829	258	3.50	\$31,375	221	3.82	\$33,547	207	3.64	\$29,394
Valley	182	3.97	\$39,081	174	4.85	\$59,679	168	3.74	\$53,289	157	4.17	\$65,294	174	5.00	\$72,169
Total	1,967	4.47	\$38,099	2,043	4.60	\$43,796	2,021	4.07	\$44,933	1,723	4.20	\$50,689	1,735	4.39	\$55,742
Washoe															
Carson Tahoe	109	1.99	\$16,782	104	2.32	\$20,869	139	2.44	\$21,474	106	2.65	\$23,073	107	2.59	\$24,854
Northern Nevada	59	3.36	\$24,168	75	3.53	\$32,436	57	2.44	\$29,152	57	1.98	\$23,947	47	2.64	\$38,128
Renown Regional	371	4.42	\$30,973	347	3.93	\$28,935	369	4.13	\$31,600	419	3.75	\$31,404	353	3.34	\$32,608
Renown S. Meadows	19	2.37	\$23,161	21	1.38	\$17,587	12	3.75	\$22,411	17	1.65	\$22,980	21	2.95	\$29,150
Saint Mary's	88	4.19	\$29,058	84	3.86	\$28,600	100	3.10	\$25,580	139	3.15	\$22,731	130	2.23	\$16,958
Sierra Surgery	0	0.00	\$0	0	0.00	\$0	0	0.00	\$0	0	0.00	\$0	0	0.00	\$0
Total	646	3.82	\$27,466	631	3.52	\$27,599	677	3.48	\$28,263	738	3.30	\$27,804	658	2.94	\$28,539
Rural															
Battle Mountain	2	3.00	\$11,943	0	0.00	\$0	0	0.00	\$0	0	0.00	\$0	0	0.00	\$0
Boulder City	4	2.50	\$7,097	3	1.00	\$7,394	0	0.00	\$0	6	2.50	\$14,272	2	2.00	\$11,741
Carson Valley	4	3.25	\$13,715	9	3.22	\$28,065	8	1.50	\$10,570	10	2.60	\$30,100	4	1.75	\$7,553
Churchill	23	1.78	\$10,846	25	1.56	\$10,368	10	1.90	\$10,631	20	2.85	\$15,978	11	1.45	\$11,981
Desert View	8	1.50	\$5,304	15	2.67	\$9,697	4	1.75	\$6,926	1	2.00	\$8,700	2	1.00	\$6,519
Grover C. Dils	1	2.00	\$4,845	2	3.50	\$15,732	1	1.00	\$4,636	2	2.00	\$4,995	0	0.00	\$0
Humboldt	2	1.50	\$5,738	3	1.33	\$7,097	9	2.33	\$21,944	7	2.43	\$17,110	7	2.29	\$14,699
Incline Village	0	0.00	\$0	0	0.00	\$0	0	0.00	\$0	0	0.00	\$0	0	0.00	\$0
Mesa View	20	2.05	\$9,269	13	1.38	\$11,684	11	1.82	\$12,214	17	2.47	\$13,065	9	3.00	\$18,114
Mount Grant	2	1.50	\$2,840	4	5.50	\$19,429	1	2.00	\$5,010	5	1.80	\$5,081	1	5.00	\$13,761
Northeastern	17	2.12	\$16,176	30	2.13	\$19,529	40	2.28	\$23,314	33	2.24	\$24,221	45	1.80	\$19,894
Nye	3	1.33	\$7,171	3	1.33	\$5,213	3	1.00	\$8,855	1	1.00	\$7,375	0	0.00	\$0
Pershing	1	7.00	\$20,306	0	0.00	\$0	0	0.00	\$0	0	0.00	\$0	0	0.00	\$0
South Lyon	1	1.00	\$1,902	0	0.00	\$0	0	0.00	\$0	0	0.00	\$0	0	0.00	\$0
William Bee Ririe	4	1.25	\$7,748	9	1.67	\$5,810	4	1.00	\$12,118	7	2.43	\$10,806	7	3.14	\$17,311
Total	92	2.00	\$10,392	116	2.11	\$13,927	91	1.98	\$17,227	109	2.42	\$18,114	88	2.05	\$16,984
All Counties	2,705	4.23	\$34,617	2,790	4.25	\$38,891	2,789	3.86	\$39,983	2,570	3.86	\$42,735	2,481	3.92	\$47,153

