

# **Dental Dashboard Quarterly Reports**

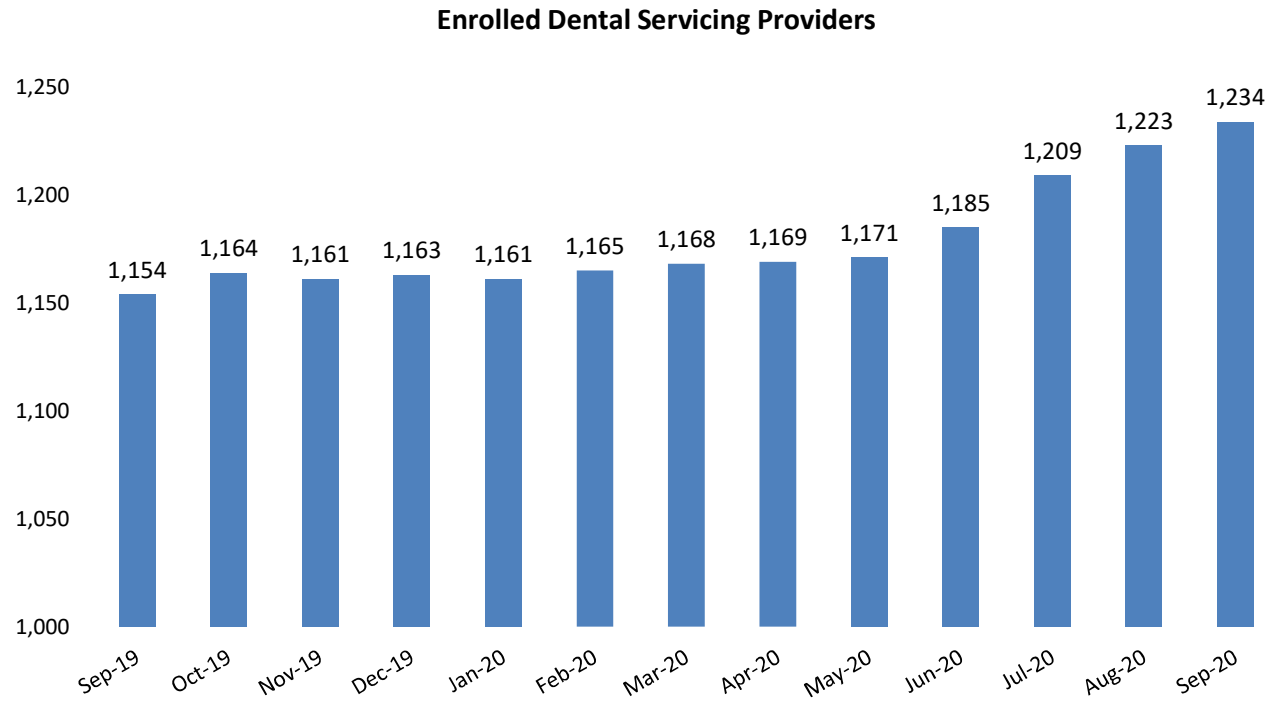
## **July to September 2020**

1. Enrolled Providers
2. Active Providers
3. Patients
4. Service Count and Costs - Fee for Service (FFS)
5. Service Count and Costs - Liberty Dental
6. Members
7. % of Enrollees receiving services

**DHHS Office of Analytics**  
**Nevada Medicaid**

Quarterly Dental Dashboards - PT22  
Nevada Medicaid

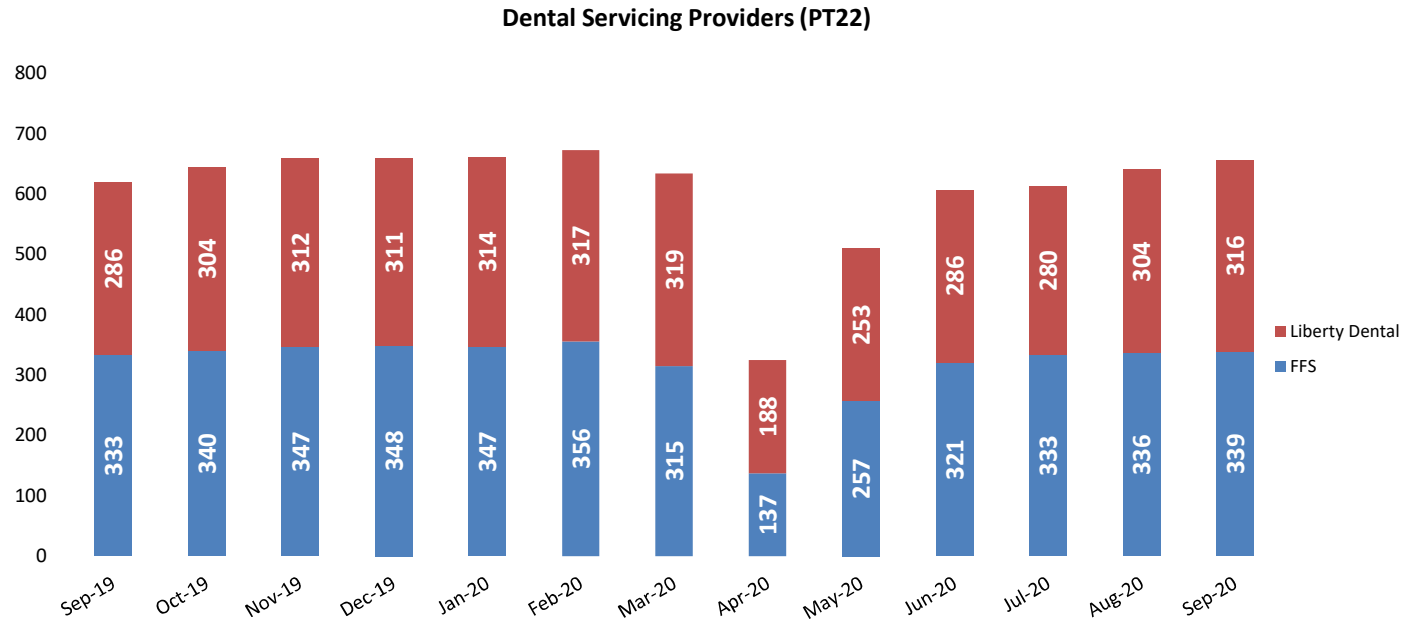
Date	Providers
Sep-19	1,154
Oct-19	1,164
Nov-19	1,161
Dec-19	1,163
Jan-20	1,161
Feb-20	1,165
Mar-20	1,168
Apr-20	1,169
May-20	1,171
Jun-20	1,185
Jul-20	1,209
Aug-20	1,223
Sep-20	1,234



*The unique count of dental (PT22) servicing providers enrolled to provide services. This includes all enrolled dental service providers (PT22) authorized to provide services even if they have not provided services to any patients.*

Quarterly Dental Dashboards - PT22  
Nevada Medicaid

Incurred Month	Servicing Providers	
	FFS	Liberty Dental
Sep-19	333	286
Oct-19	340	304
Nov-19	347	312
Dec-19	348	311
Jan-20	347	314
Feb-20	356	317
Mar-20	315	319
Apr-20	137	188
May-20	257	253
Jun-20	321	286
Jul-20	333	280
Aug-20	336	304
Sep-20	339	316



*Servicing providers counts may be duplicated across FFS and MCO programs in the same month.*

## Dental Patients

### Fee-for-Service

Age In Years	Sep-19	Oct-19	Nov-19	Dec-19	Jan-20	Feb-20	Mar-20	Apr-20	May-20	Jun-20	Jul-20	Aug-20	Sep-20
Ages 0 thru 20	5,331	6,140	5,361	4,699	6,235	5,825	3,497	323	3,287	5,444	5,793	6,096	5,848
Ages 21 and Over	1,739	2,027	1,615	1,560	1,826	1,784	1,290	527	1,115	1,576	1,576	1,518	1,603
<b>FFS Total</b>	<b>7,070</b>	<b>8,167</b>	<b>6,976</b>	<b>6,259</b>	<b>8,061</b>	<b>7,609</b>	<b>4,787</b>	<b>850</b>	<b>4,402</b>	<b>7,020</b>	<b>7,369</b>	<b>7,614</b>	<b>7,451</b>

## Dental Patients

### Liberty Dental

Age In Years	Sep-19	Oct-19	Nov-19	Dec-19	Jan-20	Feb-20	Mar-20	Apr-20	May-20	Jun-20	Jul-20	Aug-20	Sep-20
Ages 0 thru 20	18,262	21,210	17,455	16,581	20,875	19,463	11,868	1,506	10,421	18,050	18,845	19,506	19,894
Ages 21 and Over	5,060	5,760	4,578	4,417	5,645	5,289	3,960	2,431	4,037	5,579	5,935	6,090	6,403
<b>Liberty Dental Total</b>	<b>23,322</b>	<b>26,970</b>	<b>22,033</b>	<b>20,998</b>	<b>26,520</b>	<b>24,752</b>	<b>15,828</b>	<b>3,937</b>	<b>14,458</b>	<b>23,629</b>	<b>24,780</b>	<b>25,596</b>	<b>26,297</b>

## Dental Patients

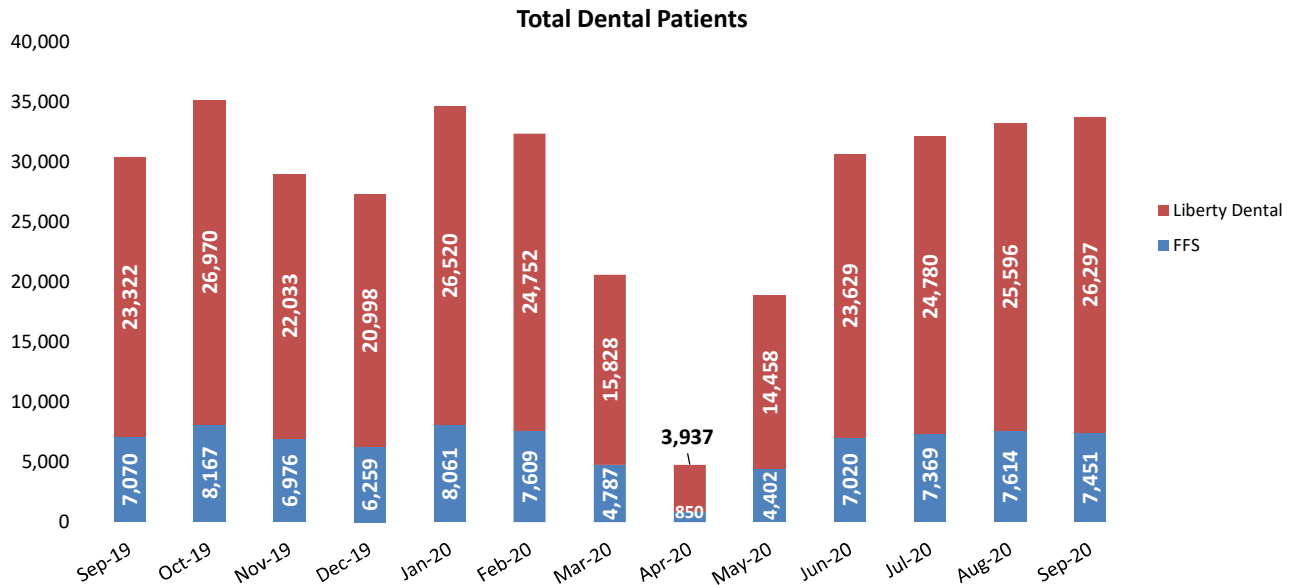
### Totals and Graphs

### Total Dental Patients - by FFS or Liberty Dental

(All Ages Combined)	Sep-19	Oct-19	Nov-19	Dec-19	Jan-20	Feb-20	Mar-20	Apr-20	May-20	Jun-20	Jul-20	Aug-20	Sep-20
FFS	7,070	8,167	6,976	6,259	8,061	7,609	4,787	850	4,402	7,020	7,369	7,614	7,451
Liberty Dental	23,322	26,970	22,033	20,998	26,520	24,752	15,828	3,937	14,458	23,629	24,780	25,596	26,297
<b>Total</b>	<b>30,392</b>	<b>35,137</b>	<b>29,009</b>	<b>27,257</b>	<b>34,581</b>	<b>32,361</b>	<b>20,615</b>	<b>4,787</b>	<b>18,860</b>	<b>30,649</b>	<b>32,149</b>	<b>33,210</b>	<b>33,748</b>

### Total Dental Patients - by Age Range

(Both FFS and LD)	Sep-19	Oct-19	Nov-19	Dec-19	Jan-20	Feb-20	Mar-20	Apr-20	May-20	Jun-20	Jul-20	Aug-20	Sep-20
Children	23,593	27,350	22,816	21,280	27,110	25,288	15,365	1,829	13,708	23,494	24,638	25,602	25,742
Adults	6,799	7,787	6,193	5,977	7,471	7,073	5,250	2,958	5,152	7,155	7,511	7,608	8,006
<b>Total</b>	<b>30,392</b>	<b>35,137</b>	<b>29,009</b>	<b>27,257</b>	<b>34,581</b>	<b>32,361</b>	<b>20,615</b>	<b>4,787</b>	<b>18,860</b>	<b>30,649</b>	<b>32,149</b>	<b>33,210</b>	<b>33,748</b>



Numbers include both Medicaid and Check Up patients

Fee For Service Service Count and Costs Report

Medicaid

Age In Years	Procedure Code	Sep-19		Oct-19		Nov-19		Dec-19		Jan-20		Feb-20		Mar-20		Apr-20		May-20		Jun-20		Jul-20		Aug-20		Sep-20	
		Service Count	Net Payment	Service Count	Net Payment	Service Count	Net Payment	Service Count	Net Payment	Service Count	Net Payment	Service Count	Net Payment	Service Count	Net Payment	Service Count	Net Payment	Service Count	Net Payment	Service Count	Net Payment	Service Count	Net Payment	Service Count	Net Payment	Service Count	Net Payment
Ages 0 thru 20	D0100 thru D0999 Diagnostic	8,090	\$176,069.60	9,655	\$213,113.90	7,941	\$171,993.49	7,342	\$160,080.36	9,860	\$216,662.93	9,345	\$206,606.45	5,309	\$120,270.73	579	\$17,363.24	5,132	\$116,877.74	9,076	\$204,265.28	5,779	\$17,363.24	5,132	\$116,877.74	9,076	\$204,265.28
	D1000 thru D1999 Preventive	7,681	\$310,019.18	9,045	\$354,527.73	7,354	\$295,459.32	6,635	\$264,736.03	9,285	\$371,636.80	8,301	\$332,788.73	4,599	\$185,077.34	96	\$3,934.56	3,809	\$168,774.07	7,186	\$310,017.67	96	\$3,934.56	3,809	\$168,774.07	7,186	\$310,017.67
	D2000 thru D2999 Restorative	2,652	\$197,419.66	3,261	\$242,013.68	2,745	\$211,780.08	2,420	\$180,324.92	2,858	\$209,850.10	2,962	\$229,340.61	1,938	\$154,648.50	360	\$33,030.26	1,428	\$109,510.89	2,236	\$162,584.11	360	\$33,030.26	1,428	\$109,510.89	2,236	\$162,584.11
	D3000 thru D3999 Endodontics	382	\$23,800.07	481	\$34,157.25	421	\$27,566.83	375	\$24,813.75	281	\$23,364.44	360	\$27,878.21	278	\$20,859.40	107	\$8,953.11	193	\$14,103.78	257	\$16,302.19	107	\$8,953.11	193	\$14,103.78	257	\$16,302.19
	D4000 thru D4999 Periodontics	260	\$29,730.78	302	\$36,066.28	244	\$26,950.89	248	\$29,366.42	244	\$26,950.89	316	\$35,425.67	164	\$16,447.48	137	\$16,806.03	76	\$8,606.91	137	\$16,806.03	164	\$26,950.89	76	\$8,606.91	137	\$16,806.03
	D5000 thru D5999 Prosthodontics Removable	1	\$13,533.00	1	\$338.00	0	\$0.00	0	\$0.00	0	\$0.00	0	\$0.00	1	\$205.00	0	\$0.00	1	\$205.00	0	\$0.00	0	\$0.00	1	\$205.00	0	\$0.00
	D5900 thru D5999 Maxillofacial Prosthetics	0	\$0.00	0	\$0.00	0	\$0.00	0	\$0.00	0	\$0.00	0	\$0.00	0	\$0.00	1	\$1,537.50	0	\$0.00	0	\$0.00	1	\$1,537.50	0	\$0.00	0	\$0.00
	D6000 thru D6199 Implant Services	0	\$0.00	0	\$0.00	0	\$0.00	0	\$0.00	0	\$0.00	0	\$0.00	0	\$0.00	0	\$0.00	0	\$0.00	0	\$0.00	0	\$0.00	0	\$0.00	0	\$0.00
	D6200 thru D6999 Prosthodontics Fixed	0	\$0.00	0	\$0.00	0	\$0.00	0	\$0.00	0	\$0.00	0	\$0.00	0	\$0.00	0	\$0.00	0	\$0.00	0	\$0.00	0	\$0.00	0	\$0.00	0	\$0.00
	D7000 thru D7999 Oral and Maxillofacial Surgery	658	\$52,994.49	800	\$65,810.76	712	\$62,304.56	794	\$76,524.25	742	\$59,881.13	730	\$63,273.01	503	\$39,494.40	280	\$26,797.31	462	\$36,090.31	674	\$59,920.32	280	\$26,797.31	462	\$36,090.31	674	\$59,920.32
	D8000 thru D8999 Orthodontics	152	\$83,715.32	155	\$58,964.35	168	\$93,943.26	141	\$81,171.50	201	\$111,360.80	152	\$70,848.36	103	\$50,177.60	1	\$3,034.18	80	\$49,223.66	136	\$90,660.36	1	\$3,034.18	80	\$49,223.66	136	\$90,660.36
	D9000 thru D9999 Adjunctive General Services	1,334	\$40,255.24	1,589	\$50,214.07	1,303	\$44,808.74	1,251	\$41,974.01	1,575	\$46,008.20	1,287	\$44,106.75	923	\$29,518.66	294	\$12,351.59	1,395	\$43,789.98	294	\$12,351.59	1,395	\$43,789.98	294	\$12,351.59	1,395	\$43,789.98
	Total	21,212	\$915,366.34	25,251	\$1,055,165.66	20,898	\$934,631.42	19,206	\$859,452.10	25,015	\$1,068,104.71	23,561	\$1,007,267.79	13,818	\$618,695.11	1,734	\$108,533.43	12,221	\$338,070.95	21,097	\$904,345.94	1,734	\$108,533.43	12,221	\$338,070.95	21,097	\$904,345.94

Ages 21 and Over

D0100 thru D0999 Diagnostic	3,623	\$80,388.07	4,295	\$101,670.75	3,517	\$81,028.78	3,606	\$84,715.35	4,478	\$102,756.64	4,154	\$103,958.16	2,946	\$71,736.17	1,214	\$35,609.87	2,579	\$64,612.82	3,478	\$90,216.57	1,214	\$35,609.87	2,579	\$64,612.82	3,478	\$90,216.57
D1000 thru D1999 Preventive	0	\$0.00	0	\$0.00	0	\$0.00	0	\$0.00	0	\$0.00	1	\$53.30	0	\$0.00	0	\$0.00	1	\$12.30	0	\$0.00	0	\$0.00	1	\$12.30	0	\$0.00
D2000 thru D2999 Restorative	43	\$5,370.10	74	\$13,156.38	48	\$8,619.35	27	\$4,657.52	98	\$18,396.76	71	\$11,659.50	27	\$4,330.45	7	\$99.70	21	\$2,750.96	54	\$7,417.69	7	\$99.70	21	\$2,750.96	54	\$7,417.69
D3000 thru D3999 Endodontics	0	\$0.00	0	\$0.00	0	\$0.00	0	\$0.00	0	\$0.00	0	\$0.00	0	\$0.00	0	\$0.00	0	\$0.00	0	\$0.00	0	\$0.00	0	\$0.00	0	\$0.00
D4000 thru D4999 Periodontics	203	\$15,204.81	239	\$18,011.40	181	\$15,715.39	173	\$12,905.77	201	\$15,085.01	196	\$14,915.36	127	\$9,812.42	10	\$748.30	79	\$5,906.74	150	\$11,369.01	10	\$748.30	79	\$5,906.74	150	\$11,369.01
D5000 thru D5999 Prosthodontics Removable	1,449	\$385,623.53	1,446	\$438,527.17	1,140	\$332,594.47	1,164	\$315,944.42	1,364	\$397,734.99	1,403	\$388,417.37	873	\$231,631.35	114	\$32,340.65	997	\$260,440.17	1,347	\$346,834.48	114	\$32,340.65	997	\$260,440.17	1,347	\$346,834.48
D5900 thru D5999 Maxillofacial Prosthetics	0	\$0.00	0	\$0.00	0	\$0.00	0	\$0.00	0	\$0.00	0	\$0.00	0	\$0.00	0	\$0.00	0	\$0.00	0	\$0.00	0	\$0.00	0	\$0.00	0	\$0.00
D6000 thru D6199 Implant Services	0	\$0.00	0	\$0.00	0	\$0.00	0	\$0.00	0	\$0.00	0	\$0.00	0	\$0.00	0	\$0.00	0	\$0.00	0	\$0.00	0	\$0.00	0	\$0.00	0	\$0.00
D6200 thru D6999 Prosthodontics Fixed	0	\$0.00	1	\$76.87	0	\$0.00	1	\$76.87	0	\$0.00	0	\$0.00	0	\$0.00	0	\$0.00	1	\$76.87	0	\$0.00	0	\$0.00	1	\$76.87	0	\$0.00
D7000 thru D7999 Oral and Maxillofacial Surgery	3,056	\$280,334.26	3,021	\$344,205.04	2,901	\$263,324.12	2,750	\$257,598.17	3,160	\$336,545.28	3,394	\$328,567.37	2,546	\$251,319.97	1,022	\$99,035.25	2,129	\$194,152.48	2,660	\$244,536.29	1,022	\$99,035.25	2,129	\$194,152.48	2,660	\$244,536.29
D8000 thru D8999 Orthodontics	0	\$0.00	0	\$0.00	0	\$0.00	0	\$0.00	0	\$0.00	0	\$0.00	0	\$0.00	0	\$0.00	0	\$0.00	0	\$0.00	0	\$0.00	0	\$0.00	0	\$0.00
D9000 thru D9999 Adjunctive General Services	968	\$45,596.56	1,205	\$55,673.00	827	\$39,504.41	852	\$40,161.07	1,153	\$55,186.23	1,059	\$50,509.16	740	\$34,666.49	354	\$15,742.93	685	\$30,923.45	904	\$42,655.36	354	\$15,742.93	685	\$30,923.45	904	\$42,655.36
Total	9,342	\$812,517.33	11,181	\$971,320.61	8,614	\$736,797.52	8,573	\$716,061.17	10,654	\$925,704.91	10,278	\$968,080.22	7,259	\$605,498.85	2,721	\$183,876.70	6,492	\$558,875.79	8,593	\$743,029.40	2,721	\$183,876.70	6,492	\$558,875.79	8,593	\$743,029.40

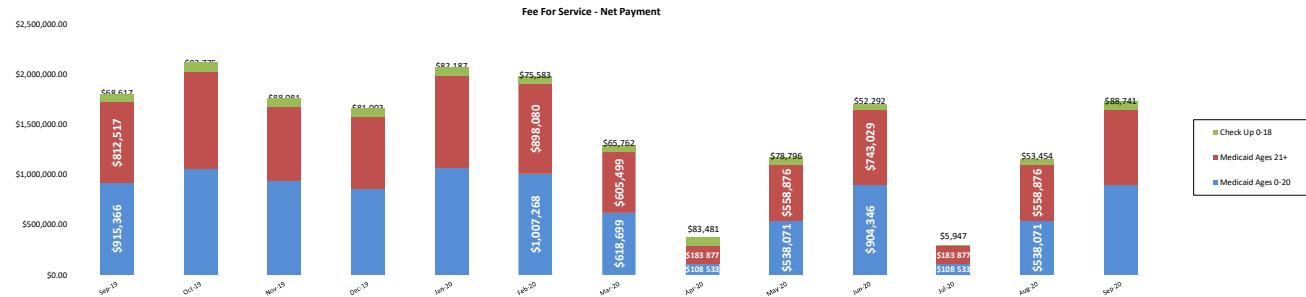
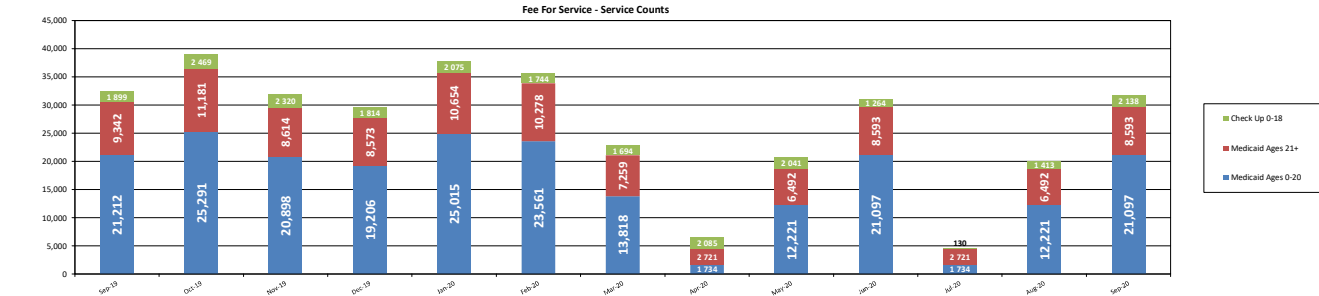
Total

D0100 thru D0999 Diagnostic	11,713	\$256,457.67	13,950	\$314,784.65	11,458	\$259,023.27	10,948	\$244,795.71	14,338	\$339,419.55	13,499	\$310,564.61	8,255	\$192,006.90	1,793	\$52,973.11	7,711	\$181,490.56	12,554	\$294,481.85	1,793	\$52,973.11	7,711	\$181,490.56	12,554	\$294,481.85
D1000 thru D1999 Preventive	7,681	\$310,019.18	9,045	\$354,527.73	7,354	\$295,459.32	6,635	\$264,736.03	9,285	\$371,636.80	8,302	\$332,842.03	4,599	\$185,077.34	96	\$3,934.56	3,810	\$168,786.37	7,186	\$310,017.67	96	\$3,934.56	3,810	\$168,786.37	7,186	\$310,017.67
D2000 thru D2999 Restorative	2,695	\$202,789.76	3,335	\$255,170.06	2,793	\$230,399.43	2,447	\$184,482.44	2,956	\$228,246.86	3,033	\$241,000.11	367	\$33,429.96	1,449	\$112,261.85	2,290	\$170,001.80	367	\$33,429.96	1,449	\$112,261.85	2,290	\$170,001.80	367	\$33,429.96
D3000 thru D3999 Endodontics	382	\$23,800.07	481	\$34,157.25	421	\$27,566.83	375	\$24,813.75	281	\$23,364.44	360	\$27,878.21	278	\$20,859.40	107	\$8,953.11	193	\$14,103.78	257	\$16,302.19	107	\$8,953.11	193	\$14,103.78	257	\$16,302.19
D4000 thru D4999 Periodontics	463	\$44,944.59	541	\$54,042.32	425	\$44,225.12	464	\$44,666.28	421	\$42,773.05	510	\$50,341.03	291	\$28,279.90	26	\$2,369.98	155	\$14,591.45	287	\$28,175.04	26	\$2,369.98	155	\$14,591.45	287	\$28,175.04
D5000 thru D5999 Prosthodontics Removable	1,452	\$386,376.53	1,449	\$438,855.17	1,150	\$336,417.72	1,164	\$315,944.42	1,364	\$397,734.99	1,403	\$388,417.37	874	\$231,818.35	114	\$32,340.65	998	\$260,645.17	1,347	\$346,834.48	114	\$32,340.65	998	\$260,645.17	1,347	\$346,834.48
D5900 thru D5999 Maxillofacial Prosthetics	0	\$0.00	0	\$0.00	0	\$0.00	0	\$0.00	0	\$0.00	0	\$0.00	0	\$0.00	1	\$1,537.50	0	\$0.00	0	\$0.00	1	\$1,537.50	0	\$0.00	0	\$0.00
D6000 thru D6199 Implant Services	0	\$0.00	0	\$0.00	0	\$0.00	0	\$0.00	0	\$0.00	0	\$0.00	0	\$0.00	0	\$0.00	0	\$0.00	0	\$0.00	0	\$0.00	0	\$0.00	0	\$0.00
D6200 thru D6999 Prosthodontics Fixed	0	\$0.00	1	\$76.87	0	\$0.00	1	\$76.87	0	\$0.00	0	\$0.00	0	\$0.00	0	\$0.00	1	\$76.87	0	\$0.00	0	\$0.00	1	\$76.87	0	\$0.00
D7000 thru D7999 Oral and Maxillofacial Surgery	3,714	\$333,338.75	4,721	\$410,015.80	3,613	\$325,628.68	3,544	\$384,122.42	4,102	\$396,426.41	4,124	\$391,840.38	3,049	\$290,814.37	1,302	\$125,832.56	2,591	\$230,242.79	3,334	\$304,456.61	1,302	\$125,832.56	2,591	\$230,242.79	3,334	\$304,456.61
D8000 thru D8999 Orthodontics	152	\$83,715.32	155	\$58,964.35	168	\$93,943.26	141	\$81,171.50	201	\$111,360.80	152	\$70,848.36	103	\$50,177.60	1	\$3,034.18	80	\$49,223.66	136	\$90,660.36	1	\$3,034.18	80	\$49,223.66	136	\$90,660.36
D9000 thru D9999 Adjunctive General Services	2,302	\$85,851.80	2,794	\$105,887.07	2,130	\$84,314.15	2,103	\$82,117.08	2,678	\$101,394.56	2,456	\$91,635.91	1,663	\$64,185.15	648	\$28,004.52	1,725	\$65,524.24	2,289	\$86,445.34	648	\$28,004.52	1,725	\$65,524.24	2,289	\$86,445.34
Total	30,554	\$1,727,883.67	36,472	\$2,026,486.27	29,512	\$1,673,418.94	27,779	\$1,575,553.27	35,669	\$1,993,809.62	33,839	\$1,905,348.01	21,077	\$1,224,197.96	4,455	\$292,410.13	18,713	\$1,096,946.74	29,690	\$1,647,375.34	4,455	\$292,410.13	18,713	\$1,096,946.74	29,690	\$1,647,375.34

Service Count and Costs - FEE For SERVICE

Totals and Graphs

	Sep-19	Oct-19	Nov-19	Dec-19	Jan-20	Feb-20	Mar-20	Apr-20	May-20	Jun-20	Jul-20	Aug-20	Sep-20
Service Count Totals	21,212	25,291	20,898	19,206	25,015	23,561	13,818	1,734	12,221	21,097	1,734	12,221	21,097
Medicaid Ages 0-20	9,342	11,181	8,614	8,573	10,654	10,278	7,259	2,721	6,492	8,593	2,721	6,492	8,593
Medicaid Ages 21+	1,899	2,469	2,320	1,814	2,075	1,744	1,694	2,085	2,041	1,264	1,30	1,413	2,138
Check Up 0-18													
Total	32,459	38,941	31,832	29,593	37,744	35,583	22,771	6,540	20,754	30,954	4,585	20,126	31,828
Net Payment Totals	Sep-19	Oct-19	Nov-19	Dec-19	Jan-20	Feb-20	Mar-20	Apr-20	May-20	Jun-20	Jul-20	Aug-20	Sep-20
Medicaid Ages 0-20	\$915,366.34	\$1,055,165.66	\$934,631.42	\$859,492.10	\$1,068,104.71	\$1,007,267.79	\$618,699.11	\$108,533.43	\$538,070.95	\$904,345.94	\$108,533.43	\$538,070.95	\$904,345.94
Medicaid Ages 21+	\$812,517.33	\$971,320.61	\$738,787.52	\$716,061.17	\$925,704.91	\$896,080.22	\$605,498.85	\$183,876.70	\$558,875.79	\$743,029.40	\$183,876.70	\$558,875.79	\$743,029.40
Check Up 0-18	\$68,616.91	\$92,775.09	\$88,081.39	\$81,003.29	\$82,187.49	\$75,582.92	\$65,761.90	\$83,480.72	\$78,795.81	\$52,291.96	\$5,946.85	\$53,453.89	\$88,741.08
Total	\$1,796,500.58	\$2,119,261.36	\$1,761,500.33	\$1,656,556.56	\$2,075,997.11	\$1,980,930.93	\$1,289,959.86	\$375,890.85	\$1,175,742.55	\$1,699,667.30	\$298,356.98	\$1,150,400.63	\$1,736,116.42



Liberty Dental - Service Count and Costs Report

		Sep-19		Oct-19		Nov-19		Dec-19		Jan-20		Feb-20		Mar-20		Apr-20		May-20		Jun-20		Jul-20		Aug-20		Sep-20	
Age In Years	Procedure Code	Service Count	Net Payment	Service Count	Net Payment	Service Count	Net Payment	Service Count	Net Payment	Service Count	Net Payment	Service Count	Net Payment	Service Count	Net Payment	Service Count	Net Payment	Service Count	Net Payment	Service Count	Net Payment	Service Count	Net Payment	Service Count	Net Payment	Service Count	Net Payment
Ages 0 thru 20	D0100 thru D0999 Diagnostic	40,356	\$761,347.45	48,842	\$910,042.42	38,918	\$722,583.17	37,195	\$695,593.13	48,651	\$910,315.40	44,684	\$835,465.80	25,583	\$476,346.56	3,002	\$63,894.29	25,172	\$524,059.74	45,843	\$983,894.62	47,712	\$1,017,340.87	50,662	\$1,055,998.10	50,846	\$1,069,507.52
	D1000 thru D1999 Preventive	36,126	\$1,226,500.24	44,744	\$1,492,214.12	35,031	\$1,184,912.08	32,907	\$1,125,845.76	41,555	\$1,443,845.55	37,119	\$1,291,647.43	20,650	\$717,731.64	438	\$16,771.59	18,907	\$755,258.29	36,360	\$1,497,225.52	38,740	\$1,577,497.85	41,136	\$1,665,260.50	41,454	\$1,655,994.76
	D2000 thru D2999 Restorative	11,585	\$799,490.92	12,638	\$870,376.66	10,081	\$683,946.87	10,358	\$710,451.41	11,548	\$783,699.36	11,363	\$789,699.60	7,262	\$503,996.58	1,494	\$118,099.44	5,316	\$419,352.69	9,726	\$786,429.27	11,335	\$906,889.72	11,951	\$929,007.03	12,527	\$982,621.87
	D3000 thru D3999 Endodontics	1,406	\$105,709.30	1,362	\$104,471.35	1,146	\$85,648.51	1,260	\$93,658.82	1,274	\$107,090.23	1,222	\$94,998.41	976	\$83,568.77	475	\$40,440.58	781	\$60,729.70	1,297	\$106,721.94	1,354	\$107,400.71	1,420	\$115,012.69	1,409	\$112,087.37
	D4000 thru D4999 Periodontics	246	\$14,129.39	233	\$14,140.78	140	\$8,125.52	160	\$9,106.32	216	\$11,989.69	165	\$8,861.83	126	\$7,212.83	0	\$0.00	33	\$1,975.26	103	\$6,989.56	123	\$8,808.76	151	\$8,539.48	194	\$12,620.10
	D5000 thru D5899 Prosthodontics Removable	2	\$410.00	2	\$349.00	4	\$862.00	2	\$513.00	3	\$543.00	3	\$554.00	1	\$146.00	0	\$0.00	2	\$825.70	4	\$1,411.63	0	\$0.00	1	\$194.35	8	\$2,245.10
	D5900 thru D5999 Maxillofacial Prosthetics	0	\$0.00	1	\$146.00	0	\$0.00	0	\$0.00	0	\$0.00	0	\$0.00	0	\$0.00	0	\$0.00	1	\$1,768.13	0	\$0.00	0	\$0.00	0	\$0.00	0	\$0.00
	D6000 thru D6199 Implant Services	0	\$0.00	0	\$0.00	0	\$0.00	0	\$0.00	0	\$0.00	0	\$0.00	0	\$0.00	0	\$0.00	0	\$0.00	0	\$0.00	0	\$0.00	0	\$0.00	0	\$0.00
	D6200 thru D6999 Prosthodontics fixed	0	\$0.00	0	\$0.00	0	\$0.00	0	\$0.00	0	\$0.00	0	\$0.00	0	\$0.00	0	\$0.00	0	\$0.00	0	\$0.00	0	\$0.00	6	\$2,854.70	4	\$1,394.36
	D7000 thru D7999 Oral and Maxillofacial Surgery	2,558	\$140,755.75	3,142	\$159,713.96	2,474	\$129,166.13	2,390	\$124,494.89	2,775	\$145,231.69	2,714	\$146,096.35	1,893	\$99,081.48	906	\$51,273.03	1,713	\$102,932.51	2,364	\$140,835.92	2,576	\$157,829.57	2,656	\$160,070.61	2,915	\$180,902.10
	D8000 thru D8999 Orthodontics	0	\$0.00	0	\$0.00	0	\$0.00	0	\$0.00	0	\$0.00	0	\$0.00	0	\$0.00	0	\$0.00	0	\$0.00	0	\$0.00	0	\$0.00	0	\$0.00	0	\$0.00
	D9000 thru D9999 Adjunctive General Services	5,245	\$147,004.58	7,129	\$179,821.17	5,499	\$143,070.93	5,006	\$137,075.30	4,054	\$145,538.42	3,866	\$138,427.16	2,593	\$95,074.90	676	\$26,940.07	1,999	\$87,091.71	3,353	\$148,456.89	3,569	\$151,540.86	3,651	\$154,435.61	4,382	\$188,185.54
Total		97,524	\$3,195,347.63	118,093	\$3,731,275.46	93,293	\$2,958,315.21	89,278	\$2,896,738.63	110,076	\$3,548,253.34	101,136	\$3,305,750.58	59,084	\$1,983,158.76	6,991	\$317,428.00	53,925	\$1,954,034.73	99,050	\$3,671,965.35	105,409	\$3,927,308.34	111,634	\$4,091,373.07	113,739	\$4,205,558.72
Ages 21 and Over	D0100 thru D0999 Diagnostic	11,700	\$284,845.94	13,148	\$323,319.92	10,670	\$253,983.40	10,256	\$244,519.31	13,606	\$326,558.48	12,319	\$295,980.21	8,734	\$213,421.56	5,818	\$134,672.33	10,110	\$263,660.16	14,016	\$383,221.02	14,615	\$394,969.26	15,354	\$410,443.67	15,497	\$424,759.42
	D1000 thru D1999 Preventive	840	\$16,795.00	906	\$18,105.00	714	\$14,275.00	658	\$13,160.00	904	\$18,075.00	844	\$16,870.00	492	\$9,840.00	14	\$280.00	287	\$6,373.00	798	\$18,313.75	923	\$21,148.50	1,047	\$24,057.25	1,090	\$24,989.50
	D2000 thru D2999 Restorative	121	\$12,109.36	140	\$15,716.96	104	\$9,652.20	111	\$12,237.21	118	\$12,042.45	127	\$11,976.98	85	\$9,834.32	19	\$2,877.96	96	\$11,615.65	135	\$20,055.83	234	\$43,842.60	200	\$28,100.55	161	\$22,863.03
	D3000 thru D3999 Endodontics	0	\$0.00	1	\$246.00	0	\$0.00	0	\$0.00	0	\$0.00	0	\$0.00	0	\$0.00	0	\$0.00	0	\$0.00	0	\$0.00	0	\$0.00	0	\$0.00	0	\$0.00
	D4000 thru D4999 Periodontics	38	\$1,679.17	45	\$1,810.83	37	\$1,473.35	31	\$1,466.66	26	\$1,008.00	24	\$1,316.00	16	\$639.99	1	\$35.00	13	\$888.95	23	\$1,852.02	32	\$2,363.80	38	\$2,677.21	27	\$1,708.90
	D5000 thru D5899 Prosthodontics Removable	438	\$157,798.50	585	\$215,126.08	430	\$152,973.11	430	\$152,973.11	556	\$197,037.07	529	\$179,932.43	250	\$86,375.93	188	\$71,234.72	404	\$156,583.70	520	\$200,549.18	729	\$319,494.90	599	\$259,845.32	571	\$248,555.55
	D5900 thru D5999 Maxillofacial Prosthetics	0	\$0.00	0	\$0.00	0	\$0.00	0	\$0.00	2	\$82.00	0	\$0.00	0	\$0.00	0	\$0.00	0	\$0.00	0	\$0.00	0	\$0.00	0	\$0.00	0	\$0.00
	D6000 thru D6199 Implant Services	0	\$0.00	0	\$0.00	0	\$0.00	0	\$0.00	0	\$0.00	0	\$0.00	0	\$0.00	0	\$0.00	0	\$0.00	0	\$0.00	0	\$0.00	0	\$0.00	0	\$0.00
	D6200 thru D6999 Prosthodontics fixed	0	\$0.00	2	\$82.00	1	\$41.00	0	\$0.00	0	\$0.00	0	\$0.00	1	\$41.00	0	\$0.00	2	\$82.00	0	\$0.00	2	\$94.30	0	\$0.00	1	\$47.15
	D7000 thru D7999 Oral and Maxillofacial Surgery	3,894	\$266,649.27	5,140	\$354,856.23	3,631	\$246,857.88	3,717	\$248,815.95	4,672	\$315,074.57	4,520	\$302,804.43	3,643	\$243,819.41	2,614	\$191,090.96	3,384	\$252,046.80	4,419	\$341,958.74	4,879	\$389,472.70	4,746	\$370,741.38	5,291	\$420,904.98
	D8000 thru D8999 Orthodontics	0	\$0.00	0	\$0.00	0	\$0.00	0	\$0.00	0	\$0.00	0	\$0.00	0	\$0.00	0	\$0.00	0	\$0.00	0	\$0.00	0	\$0.00	0	\$0.00	0	\$0.00
	D9000 thru D9999 Adjunctive General Services	707	\$39,556.23	990	\$54,526.34	715	\$37,848.65	646	\$35,083.39	905	\$50,235.35	831	\$45,949.69	662	\$35,597.06	722	\$37,510.80	813	\$45,510.36	807	\$51,740.41	756	\$48,384.28	813	\$51,354.26	1,034	\$65,312.00
Total		17,738	\$779,433.47	20,957	\$983,789.36	16,302	\$717,042.49	15,849	\$708,255.63	20,789	\$920,112.92	19,194	\$854,829.74	13,883	\$599,569.27	9,376	\$437,701.77	15,109	\$736,760.62	20,718	\$1,017,690.95	22,170	\$1,219,770.34	22,797	\$1,147,219.64	23,672	\$1,209,140.85
Total	D0100 thru D0999 Diagnostic	52,056	\$1,046,193.39	61,990	\$1,233,362.34	49,588	\$976,566.57	47,451	\$940,112.44	62,257	\$1,236,873.88	57,003	\$1,131,446.01	34,317	\$689,768.12	8,820	\$198,566.62	35,282	\$787,719.90	59,859	\$1,367,115.64	62,327	\$1,412,310.13	66,016	\$1,466,441.77	66,343	\$1,494,266.94
	D1000 thru D1999 Preventive	36,966	\$1,243,295.24	45,650	\$1,510,319.12	35,745	\$1,199,187.08	33,565	\$1,139,005.76	42,459	\$1,461,920.55	37,963	\$1,308,517.43	21,142	\$727,571.64	452	\$17,051.59	19,194	\$761,631.29	37,158	\$1,515,539.27	39,663	\$1,598,646.35	42,183	\$1,689,317.75	42,544	\$1,680,984.26
	D2000 thru D2999 Restorative	11,706	\$811,600.28	12,778	\$886,093.62	10,185	\$693,599.07	10,469	\$722,688.62	11,666	\$795,741.81	11,490	\$801,676.58	7,347	\$513,830.90	1,513	\$120,977.40	5,412	\$430,968.34	9,861	\$806,485.10	11,569	\$950,732.32	12,151	\$957,107.58	12,688	\$1,005,484.90
	D3000 thru D3999 Endodontics	1,406	\$105,709.30	1,363	\$104,717.35	1,146	\$85,648.51	1,260	\$93,658.82	1,274	\$107,090.23	1,222	\$94,998.41	976	\$83,568.77	475	\$40,440.58	781	\$60,729.70	1,297	\$106,721.94	1,354	\$107,400.71	1,420	\$115,012.69	1,409	\$112,087.37
	D4000 thru D4999 Periodontics	284	\$15,808.56	278	\$15,951.61	177	\$9,598.87	191	\$10,572.98	242	\$12,997.69	189	\$10,177.83	142	\$7,852.82	1	\$35.00	46	\$2,864.21	126	\$8,841.58	155	\$11,172.56	189	\$11,216.69	221	\$14,329.00
	D5000 thru D5899 Prosthodontics Removable	440	\$158,208.50	587	\$215,475.08	434	\$153,773.01	432	\$153,486.11	559	\$197,580.07	532	\$180,486.43	251	\$86,521.93	188	\$71,234.72	406	\$157,409.40	524	\$201,960.81	729	\$319,494.90	600	\$260,039.67	579	\$250,800.65
	D5900 thru D5999 Maxillofacial Prosthetics	0	\$0.00	1	\$146.00	0	\$0.00	0	\$0.00	2	\$82.00	0	\$0.00	0	\$0.00	0	\$0.00	1	\$1,768.13	0	\$0.00	0	\$0.00	0	\$0.00	0	\$0.00
	D6000 thru D6199 Implant Services	0	\$0.00	0	\$0.00	0	\$0.00	0	\$0.00	0	\$0.00	0	\$0.00														

Service Count and Costs - Liberty Dental

Totals and Graphs

Service Count Totals

	Sep-19	Oct-19	Nov-19	Dec-19	Jan-20	Feb-20	Mar-20	Apr-20	May-20	Jun-20	Jul-20	Aug-20	Sep-20
Medicaid Ages 0-20	97,524	118,093	93,293	89,278	110,076	101,136	59,084	6,991	53,925	99,050	105,409	111,634	113,739
Medicaid Ages 21+	17,738	20,957	16,302	15,849	20,789	19,194	13,883	9,376	15,109	20,718	22,170	22,797	23,672
Check Up 0-18	13,986	17,691	14,839	14,750	16,405	16,198	9,666	663	8,860	15,336	15,568	14,436	14,010
Total	129,248	156,741	124,434	119,877	147,270	136,528	82,633	17,030	77,894	135,104	143,147	148,867	151,421

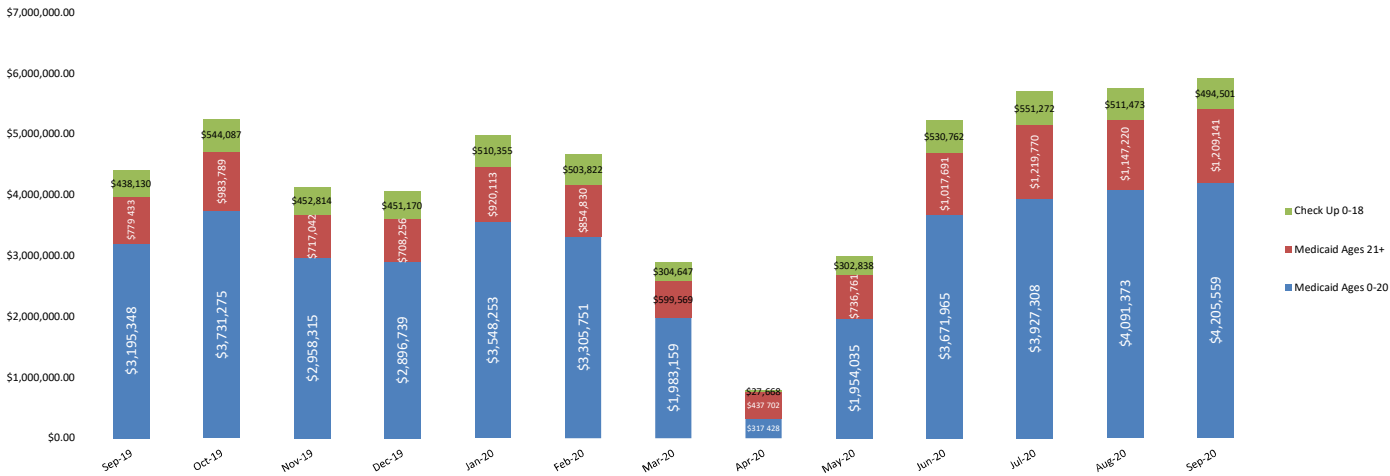
Net Payment Totals

	Sep-19	Oct-19	Nov-19	Dec-19	Jan-20	Feb-20	Mar-20	Apr-20	May-20	Jun-20	Jul-20	Aug-20	Sep-20
Medicaid Ages 0-20	\$3,195,347.63	\$3,731,275.46	\$2,958,315.21	\$2,896,738.63	\$3,548,253.34	\$3,305,750.58	\$1,983,158.76	\$317,428.00	\$1,954,034.73	\$3,671,965.35	\$3,927,308.34	\$4,091,373.07	\$4,205,558.72
Medicaid Ages 21+	\$779,433.47	\$983,789.36	\$717,042.49	\$708,255.63	\$920,112.92	\$854,829.74	\$599,569.27	\$437,701.77	\$736,760.62	\$1,017,690.95	\$1,219,770.34	\$1,147,219.64	\$1,209,140.85
Check Up 0-18	\$438,130.38	\$544,087.00	\$452,813.72	\$451,170.26	\$510,355.30	\$503,822.39	\$304,647.41	\$27,668.11	\$302,838.33	\$530,762.16	\$551,272.30	\$511,472.98	\$494,500.92
Total	\$4,412,911.48	\$5,259,151.82	\$4,128,171.42	\$4,056,164.52	\$4,978,721.56	\$4,664,402.71	\$2,887,375.44	\$782,797.88	\$2,993,633.68	\$5,220,418.46	\$5,698,350.98	\$5,750,065.69	\$5,909,200.49

Liberty Dental Service Counts



Liberty Dental Expenditures (Not State Expenditures)





#### FFS Enrollment and Liberty Dental Cap Payments

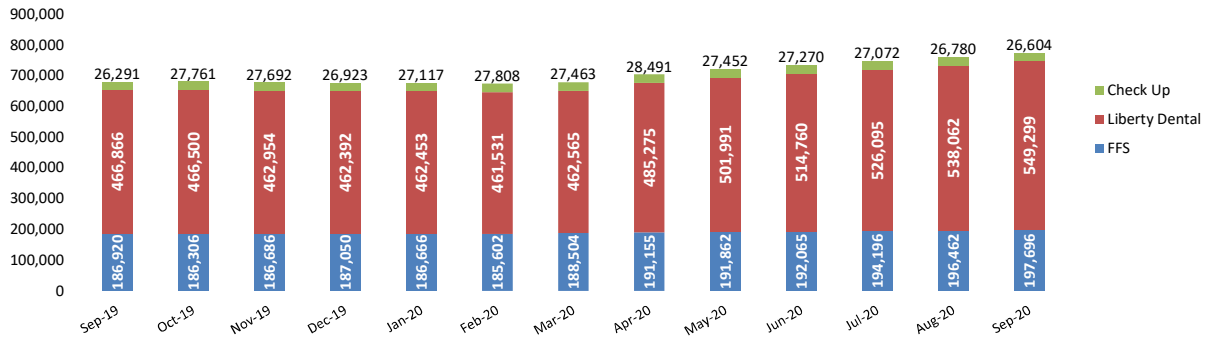
Subset Benefit Program Elig	All Data Medicaid	Sep-19	Oct-19	Nov-19	Dec-19	Jan-20	Feb-20	Mar-20	Apr-20	May-20	Jun-20	Jul-20	Aug-20	Sep-20
Status	Age In Years	Members	Members	Members	Members	Members	Members	Members	Members	Members	Members	Members	Members	Members
FFS	Ages 00 to 20	56,718	56,267	56,080	56,178	56,042	55,275	56,343	56,416	56,556	56,451	57,222	57,859	58,284
FFS	Ages 21 and Older	130,202	130,039	130,606	130,872	130,624	130,327	132,161	134,739	135,306	135,614	136,974	138,603	139,412
	<b>Total</b>	<b>186,920</b>	<b>186,306</b>	<b>186,686</b>	<b>187,050</b>	<b>186,666</b>	<b>185,602</b>	<b>188,504</b>	<b>191,155</b>	<b>191,862</b>	<b>192,065</b>	<b>194,196</b>	<b>196,462</b>	<b>197,696</b>
Liberty Dental	Ages 00 to 20	242,488	241,914	239,866	239,623	239,458	238,964	238,572	246,052	252,628	257,894	262,874	268,199	272,876
Liberty Dental	Ages 21 and Older	224,378	224,586	223,088	222,769	222,995	222,567	223,993	239,223	249,363	256,866	263,221	269,863	276,423
	<b>Total</b>	<b>466,866</b>	<b>466,500</b>	<b>462,954</b>	<b>462,392</b>	<b>462,453</b>	<b>461,531</b>	<b>462,565</b>	<b>485,275</b>	<b>501,991</b>	<b>514,760</b>	<b>526,095</b>	<b>538,062</b>	<b>549,299</b>

Subset Benefit Program Elig	All Data CHECK-UP	Sep-19	Oct-19	Nov-19	Dec-19	Jan-20	Feb-20	Mar-20	Apr-20	May-20	Jun-20	Jul-20	Aug-20	Sep-20
Status	Age In Years	Members	Members	Members	Members	Members	Members	Members	Members	Members	Members	Members	Members	Members
FFS	Ages 00 to 20	3,182	3,341	3,324	3,244	3,182	3,231	3,198	3,389	3,276	3,195	3,179	3,172	3,176
Liberty Dental	Ages 00 to 20	23,109	24,420	24,368	23,679	23,935	24,577	24,265	25,102	24,176	24,075	23,893	23,608	23,428
	<b>Total</b>	<b>26,291</b>	<b>27,761</b>	<b>27,692</b>	<b>26,923</b>	<b>27,117</b>	<b>27,808</b>	<b>27,463</b>	<b>28,491</b>	<b>27,452</b>	<b>27,270</b>	<b>27,072</b>	<b>26,780</b>	<b>26,604</b>

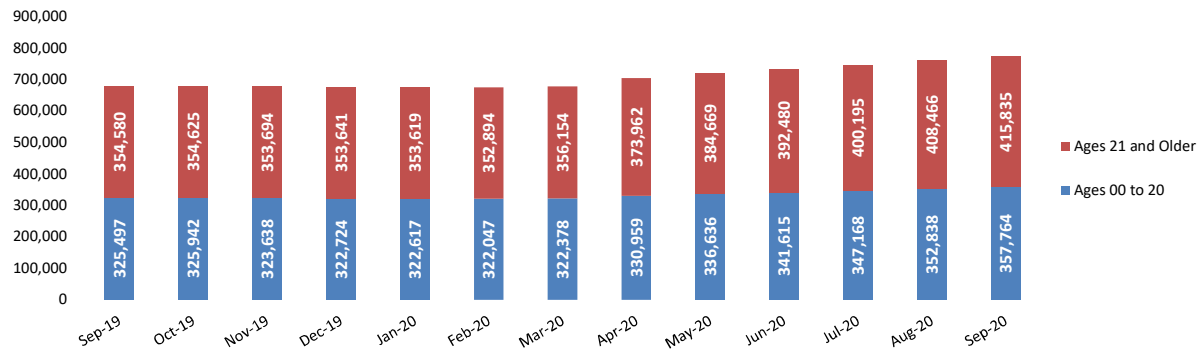
#### Age Enrollment

FFS + LD	Ages 00 to 20	Sep-19	Oct-19	Nov-19	Dec-19	Jan-20	Feb-20	Mar-20	Apr-20	May-20	Jun-20	Jul-20	Aug-20	Sep-20
	Ages 21 and Older	325,497	325,942	323,638	322,724	322,617	322,047	322,378	330,959	336,636	341,615	347,168	352,838	357,764
	<b>Total</b>	<b>354,580</b>	<b>354,625</b>	<b>353,694</b>	<b>353,641</b>	<b>353,619</b>	<b>352,894</b>	<b>356,154</b>	<b>373,962</b>	<b>384,669</b>	<b>392,480</b>	<b>400,195</b>	<b>408,466</b>	<b>415,835</b>

Total Dental Enrollment by Program



Total Dental Enrollment By Age Group



Department of Health and Human Services  
Office of Analytics

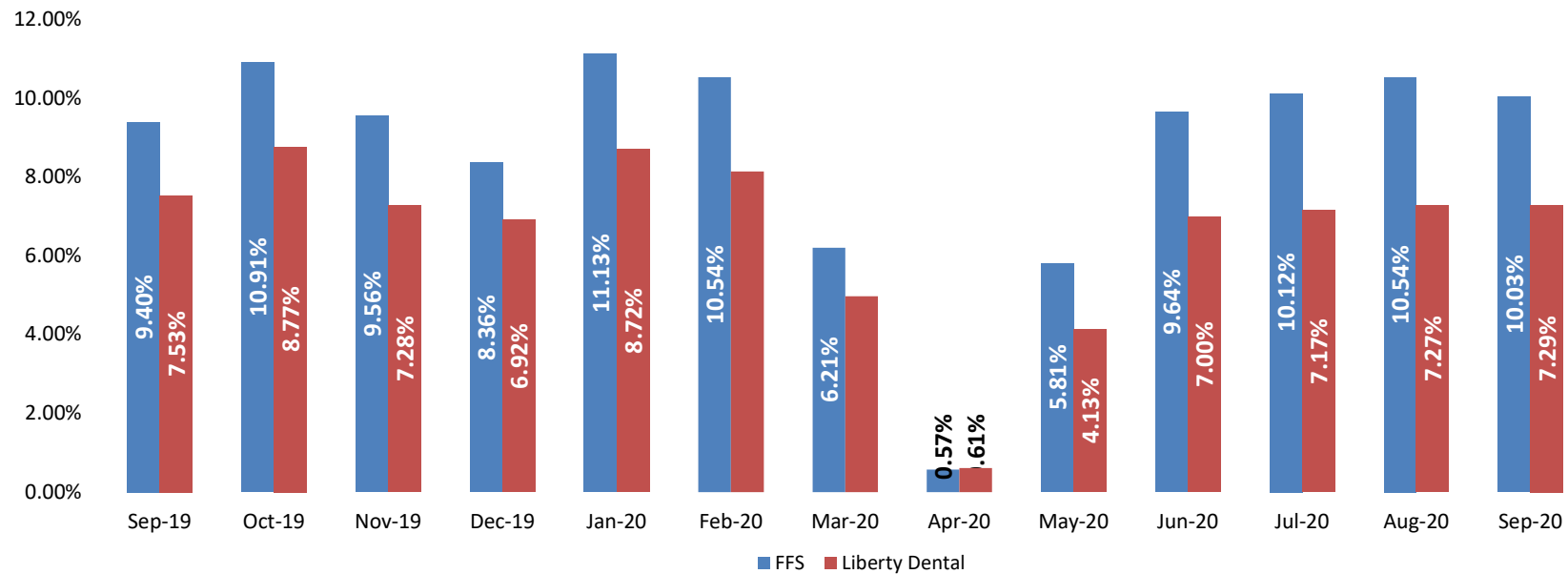
Enrollees ages 0-20	Sep-19	Oct-19	Nov-19	Dec-19	Jan-20	Feb-20	Mar-20	Apr-20	May-20	Jun-20	Jul-20	Aug-20	Sep-20
Fee for Service Ages 0 thru 20	56,718	56,267	56,080	56,178	56,042	55,275	56,343	56,416	56,556	56,451	57,222	57,859	58,284
Liberty Dental Ages 0 thru 20	242,488	241,914	239,866	239,623	239,458	238,964	238,572	246,052	252,628	257,894	262,874	268,199	272,876

Dental Patients 0-20	Sep-19	Oct-19	Nov-19	Dec-19	Jan-20	Feb-20	Mar-20	Apr-20	May-20	Jun-20	Jul-20	Aug-20	Sep-20
Fee for Service Ages 0 thru 20	5,331	6,140	5,361	4,699	6,235	5,825	3,497	323	3,287	5,444	5,793	6,096	5,848
Liberty Dental Ages 0 thru 20	18,262	21,210	17,455	16,581	20,875	19,463	11,868	1,506	10,421	18,050	18,845	19,506	19,894

% of Enrollees Ages 0-20 receiving a dental service	Sep-19	Oct-19	Nov-19	Dec-19	Jan-20	Feb-20	Mar-20	Apr-20	May-20	Jun-20	Jul-20	Aug-20	Sep-20
FFS	9.40%	10.91%	9.56%	8.36%	11.13%	10.54%	6.21%	0.57%	5.81%	9.64%	10.12%	10.54%	10.03%
Liberty Dental	7.53%	8.77%	7.28%	6.92%	8.72%	8.14%	4.97%	0.61%	4.13%	7.00%	7.17%	7.27%	7.29%

Numbers include both Medicaid and Check Up enrollees

### % of Enrollees ages 0-20 Receiving a Dental Service



*Percentages are for respective programs and should not be totaled to determine total coverage.*

**Dental Dashboards**  
**Report Methodology - All Reports are in Incurred Mode**

**1 Enrolled Dental Providers**

**Reported by DSS via the provider enrollment file updated monthly by DXC and IBM.**  
**Providers are unduplicated, and may provide services to both the FFS and MCO population.**

**2 Active Dental Providers**

**Reported by DSS (FFS) and Liberty Dental (8101 Provider Dental Report - Monthly Report)**  
FFS: Dentists (PT22) are counted if they had at least one paid claim for the respective services month.  
LD: Monthly services report.

**3 Dental Patients**

**Reported by DSS (FFS) and Liberty Dental (8102 Patient Dental Report - Monthly)**  
FFS: Unduplicated Dental patients (PT22) are counted if they had at least one paid claim for the respective services month.  
LD: Monthly services report.

**4 & 5 Service Count and Costs (SC&C)**

**Reported by DSS (FFS Tab 4) and Liberty Dental (Tab 5)**  
Liberty Dental Report is the "8103 Service Count and Costs - Monthly" series

**6 FFS + Liberty Dental Capitation Payments - Per DSS**

**Fee for Service Enrollment per service months**  
**Liberty Capitation Payments from the monthly financial file from DXC and IBM**  
**One cap payment = one Liberty Dental enrollee**

**7 % of Srvc FFS Lib Dental**

Compares services to FFS enrollment or number of Liberty Dental cap payments

*The Division of Health Care Financing and Policy (DHCFP) data warehouse is comprised of claims data submitted by over 35,000 Medicaid providers from within Nevada and across the country. While DHCFP staff conscientiously make every effort to validate these data through continuous provider education and the use of highly experienced audit staff, the Division relies heavily on providers to submit accurate and complete information on Medicaid patients. It should therefore be understood by the users of DHCFP reports on disease morbidity and patient health that the data source for these reports are based solely on patient claims data and may not be a complete and comprehensive health record.*

*The data for this report is procured from databases that are currently being modernized from their legacy versions. Considering the unpredictable technical challenges that may arise during the migration of data from legacy to modernized versions of the databases, it is advised to use the data with caution.*

*Due to claims lag, the data may be incomplete. Data are preliminary and subject to change.*

*Liberty Dental data is updated per their reports on a monthly basis. Current and historical Fee for Service data is refreshed from DSS every month.*