# Nevada Medicaid Drug Utilization by quarter from January 1, 2012 to September 30, 2012.

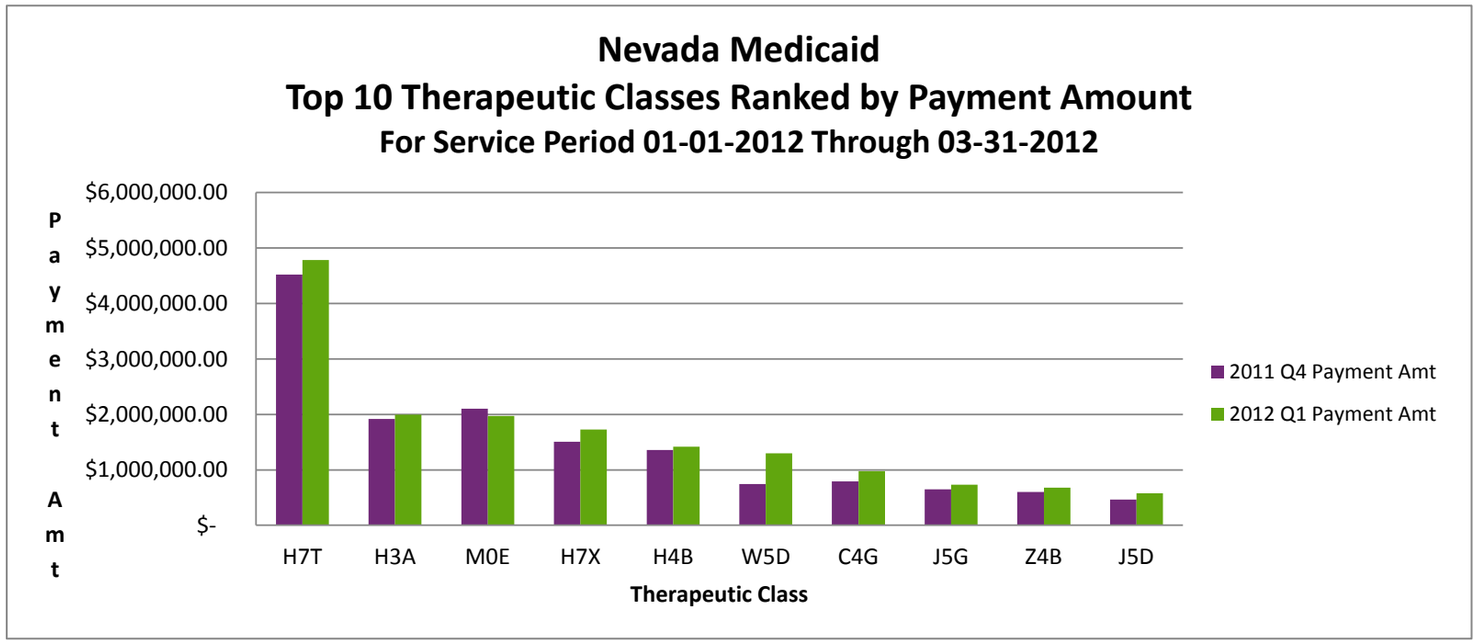


| Class | Specific Therapeutic Class Description | 2011 Q4 Rx Count | 2012 Q1 Rx Count | 2011 Q4 Payment Amt | 2012 Q1 Payment Amt | % Change in Payment Amt |
|---|---|---|---|---|---|---|
| H7T | ANTIPSYCHOTICS,ATYPICAL,DOPAMINE,& SEROTONIN ANTAG | 15,518 | 17,660 | $4,518,887.25 | $4,783,774.81 | 5.86% |
| H3A | ANALGESICS, NARCOTICS | 46,209 | 52,149 | $1,916,144.93 | $1,993,149.14 | 4.02% |
| M0E | ANTIHEMOPHILIC FACTORS | 49 | 48 | $2,100,896.78 | $1,968,820.26 | -6.29% |
| H7X | ANTIPSYCHOTICS, ATYP, D2 PARTIAL AGONIST/5HT MIXED | 2,838 | 3,246 | $1,506,963.68 | $1,727,788.09 | 14.65% |
| H4B | ANTICONVULSANTS | 27,301 | 29,898 | $1,356,950.23 | $1,419,954.77 | 4.64% |
| W5D | ANTIVIRAL MONOCLONAL ANTIBODIES | 364 | 619 | $ 746,749.59 | $1,297,457.94 | 73.75% |
| C4G | INSULINS | 5,274 | 6,109 | $ 794,081.71 | $ 977,996.74 | 23.16% |
| J5G | BETA-ADRENERGIC AND GLUCOCORTICOID COMBINATIONS | 3,715 | 4,523 | $ 647,208.62 | $ 734,023.52 | 0.00% |
| Z4B | LEUKOTRIENE RECEPTOR ANTAGONISTS | 4,705 | 5,239 | $ 600,387.33 | $ 680,945.29 | 13.42% |
| J5D | BETA-ADRENERGIC AGENTS | 13,299 | 16,165 | $ 466,630.24 | $ 576,235.76 | 23.49% |

Query run 7/10/2012

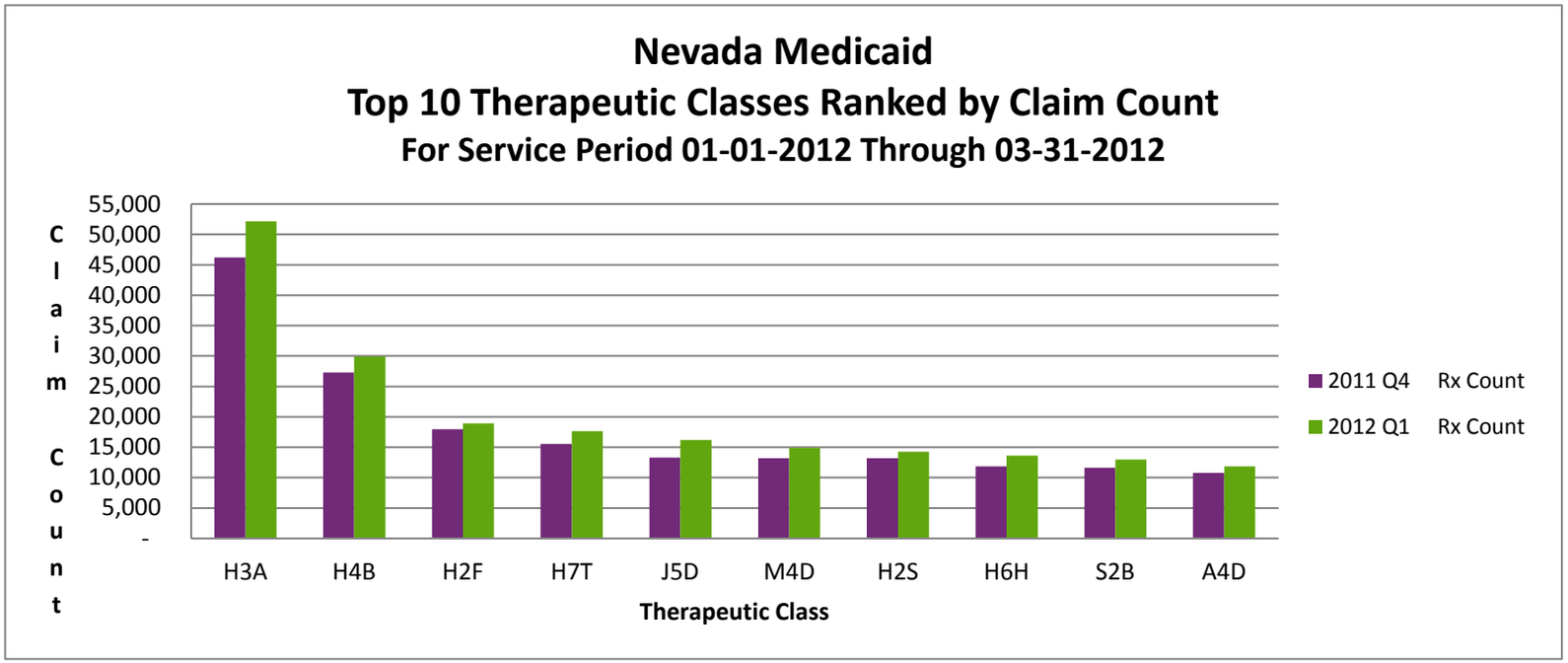


| Class | Specific Therapeutic Class Description | 2011 Q4 Rx Count | 2012 Q1 Rx Count | %Change in Rx Count | 2011 Q4 Payment Amt | 2012 Q1 Payment Amt |
|---|---|---|---|---|---|---|
| H3A | ANALGESICS, NARCOTICS | 46,209 | 52,149 | 12.85% | $ 1,916,144.93 | $ 1,993,149.14 |
| H4B | ANTICONVULSANTS | 27,301 | 29,898 | 9.51% | $ 1,356,950.23 | $ 1,419,954.77 |
| H2F | ANTI-ANXIETY DRUGS | 17,964 | 18,945 | 5.46% | $ 164,792.68 | $ 174,897.61 |
| H7T | ANTIPSYCHOTICS,ATYPICAL,DOPAMINE,& SEROTONIN ANTAG | 15,518 | 17,660 | 13.80% | $ 4,518,887.25 | $ 4,783,774.81 |
| J5D | BETA-ADRENERGIC AGENTS | 13,299 | 16,165 | 21.55% | $ 466,630.24 | $ 576,235.76 |
| M4D | ANTIHYPERLIPIDEMIC - HMG COA REDUCTASE INHIBITORS | 13,199 | 14,916 | 13.01% | $ 320,950.84 | $ 352,108.74 |
| H2S | SELECTIVE SEROTONIN REUPTAKE INHIBITOR (SSRIS) | 13,182 | 14,249 | 8.09% | $ 186,050.10 | $ 194,525.73 |
| H6H | SKELETAL MUSCLE RELAXANTS | 11,857 | 13,616 | 14.84% | $ 117,119.65 | $ 136,033.64 |
| S2B | NSAIDS, CYCLOOXYGENASE INHIBITOR - TYPE | 11,642 | 12,974 | 11.44% | $ 103,233.62 | $ 107,675.38 |
| A4D | ANTIHYPERTENSIVES, ACE INHIBITORS | 10,779 | 11,858 | 10.01% | $ 52,303.61 | $ 56,462.90 |

Query run 7/10/2012

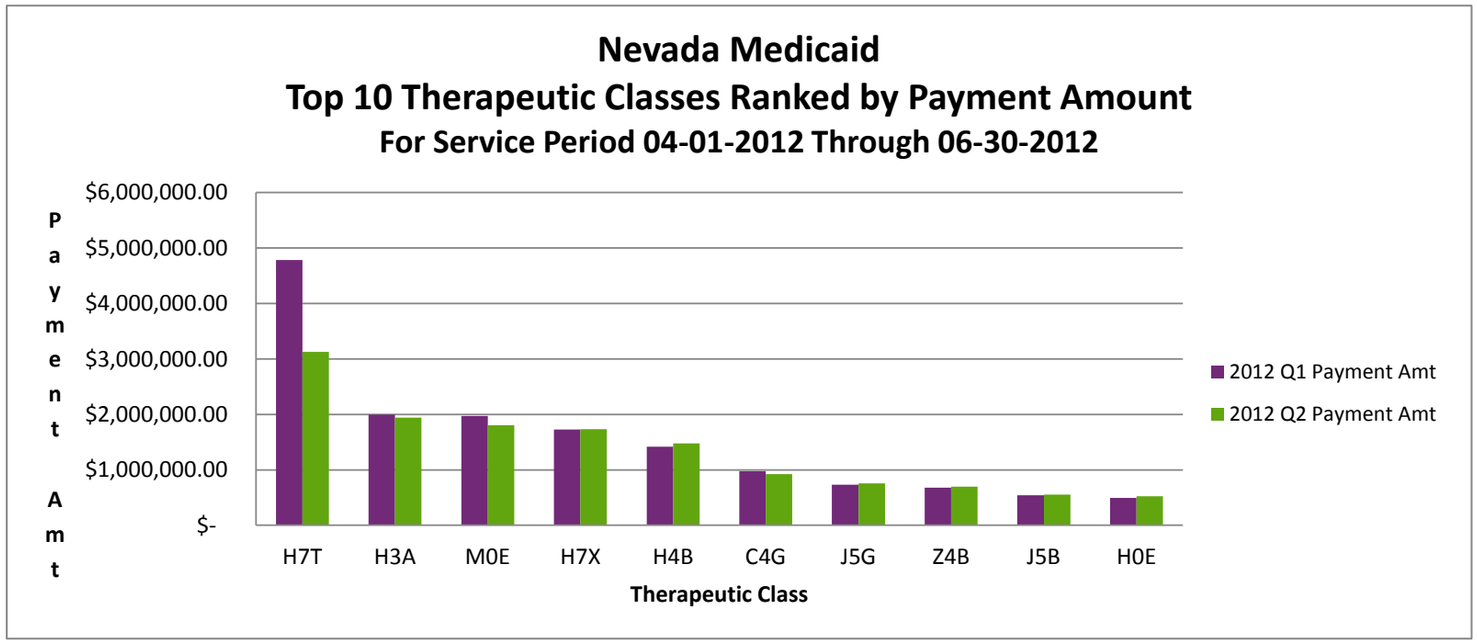


| Class | Specific Therapeutic Class Description | 2012 Q1 Rx Count | 2012 Q2 Rx Count | 2012 Q1 Payment Amt | 2012 Q2 Payment Amt | % Change in Payment Amt |
|---|---|---|---|---|---|---|
| H7T | ANTIPSYCHOTICS,ATYPICAL,DOPAMINE,& SEROTONIN ANTAG | 17,660 | 17,395 | $4,783,774.81 | $3,123,832.27 | -34.70% |
| H3A | ANALGESICS, NARCOTICS | 52,149 | 52,630 | $1,993,149.14 | $1,941,639.90 | -2.58% |
| M0E | ANTIHEMOPHILIC FACTORS | 48 | 55 | $1,968,820.26 | $1,804,459.76 | -8.35% |
| H7X | ANTIPSYCHOTICS, ATYP, D2 PARTIAL AGONIST/5HT MIXED | 3,246 | 3,064 | $1,727,788.09 | $1,733,808.97 | 0.35% |
| H4B | ANTICONVULSANTS | 29,898 | 29,862 | $1,419,954.77 | $1,475,934.41 | 3.94% |
| C4G | INSULINS | 6,109 | 6,107 | $ 977,996.74 | $ 923,304.54 | -5.59% |
| J5G | BETA-ADRENERGIC AND GLUCOCORTICOID COMBINATIONS | 4,523 | 4,437 | $ 734,023.52 | $ 757,758.46 | 3.23% |
| Z4B | LEUKOTRIENE RECEPTOR ANTAGONISTS | 5,239 | 5,189 | $ 680,945.29 | $ 698,339.62 | 0.00% |
| J5B | ADRENERGICS, AROMATIC, NON-CATECHOLAMINE | 3,915 | 3,902 | $ 543,403.12 | $ 552,734.63 | 1.72% |
| H0E | AGENTS TO TREAT MULTIPLE SCLEROSIS | 189 | 148 | $ 496,420.27 | $ 523,863.52 | 5.53% |

Query run 7/10/2012

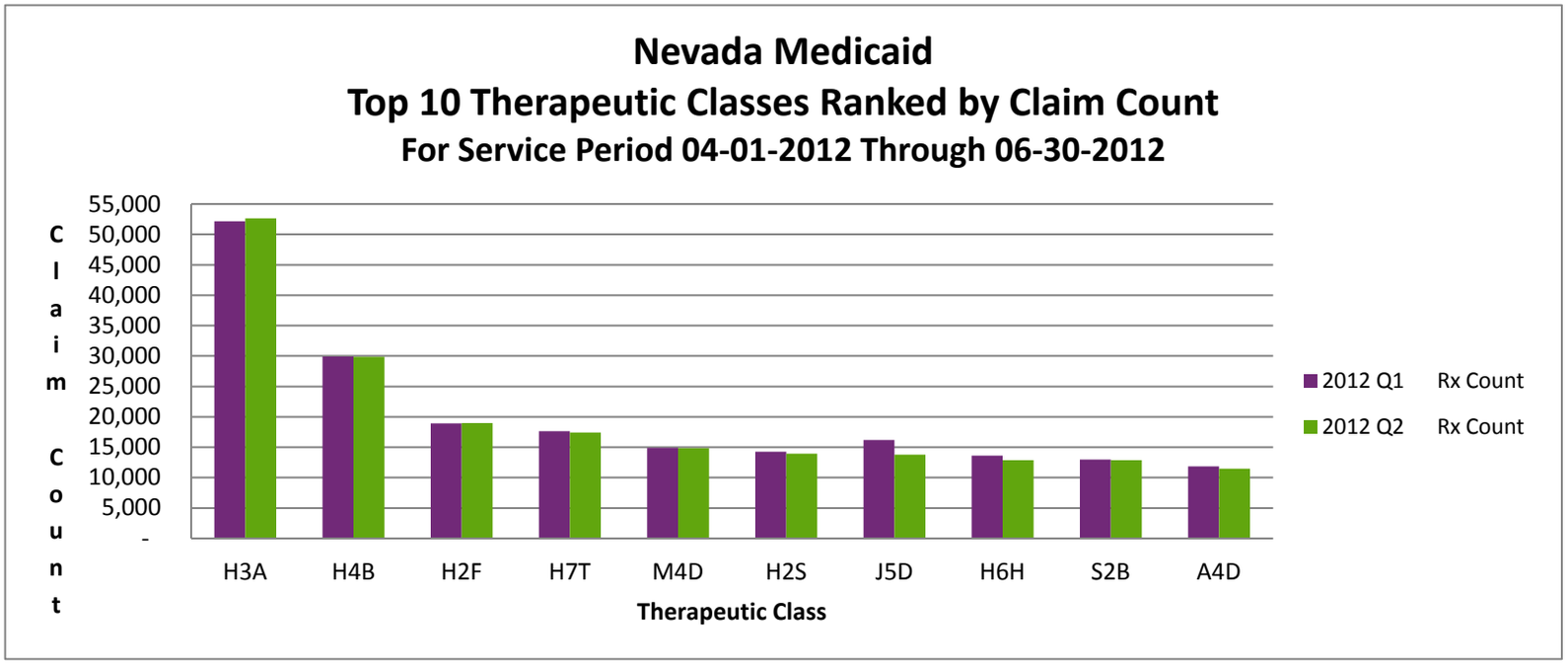


| Class | Specific Therapeutic Class Description | 2012 Q1 Rx Count | 2012 Q2 Rx Count | %Change in Rx Count | 2012 Q1 Payment Amt | 2012 Q2 Payment Amt |
|---|---|---|---|---|---|---|
| H3A | ANALGESICS, NARCOTICS | 52,149 | 52,630 | 0.92% | $ 1,993,149.14 | $ 1,941,639.90 |
| H4B | ANTICONVULSANTS | 29,898 | 29,862 | -0.12% | $ 1,419,954.77 | $ 1,475,934.41 |
| H2F | ANTI-ANXIETY DRUGS | 18,945 | 18,966 | 0.11% | $ 174,897.61 | $ 174,157.98 |
| H7T | ANTIPSYCHOTICS,ATYPICAL,DOPAMINE,& SEROTONIN ANTAG | 17,660 | 17,395 | -1.50% | $ 4,783,774.81 | $ 3,123,832.27 |
| M4D | ANTIHYPERLIPIDEMIC - HMG COA REDUCTASE INHIBITORS | 14,916 | 14,839 | -0.52% | $ 352,108.74 | $ 339,520.08 |
| H2S | SELECTIVE SEROTONIN REUPTAKE INHIBITOR (SSRIS) | 14,249 | 13,928 | -2.25% | $ 194,525.73 | $ 177,965.82 |
| J5D | BETA-ADRENERGIC AGENTS | 16,165 | 13,750 | -14.94% | $ 576,235.76 | $ 522,528.88 |
| H6H | SKELETAL MUSCLE RELAXANTS | 13,616 | 12,883 | -5.38% | $ 136,033.64 | $ 138,484.96 |
| S2B | NSAIDS, CYCLOOXYGENASE INHIBITOR - TYPE | 12,974 | 12,846 | -0.99% | $ 107,675.38 | $ 107,010.81 |
| A4D | ANTIHYPERTENSIVES, ACE INHIBITORS | 11,858 | 11,463 | -3.33% | $ 56,462.90 | $ 54,363.04 |

Query run 7/10/2012

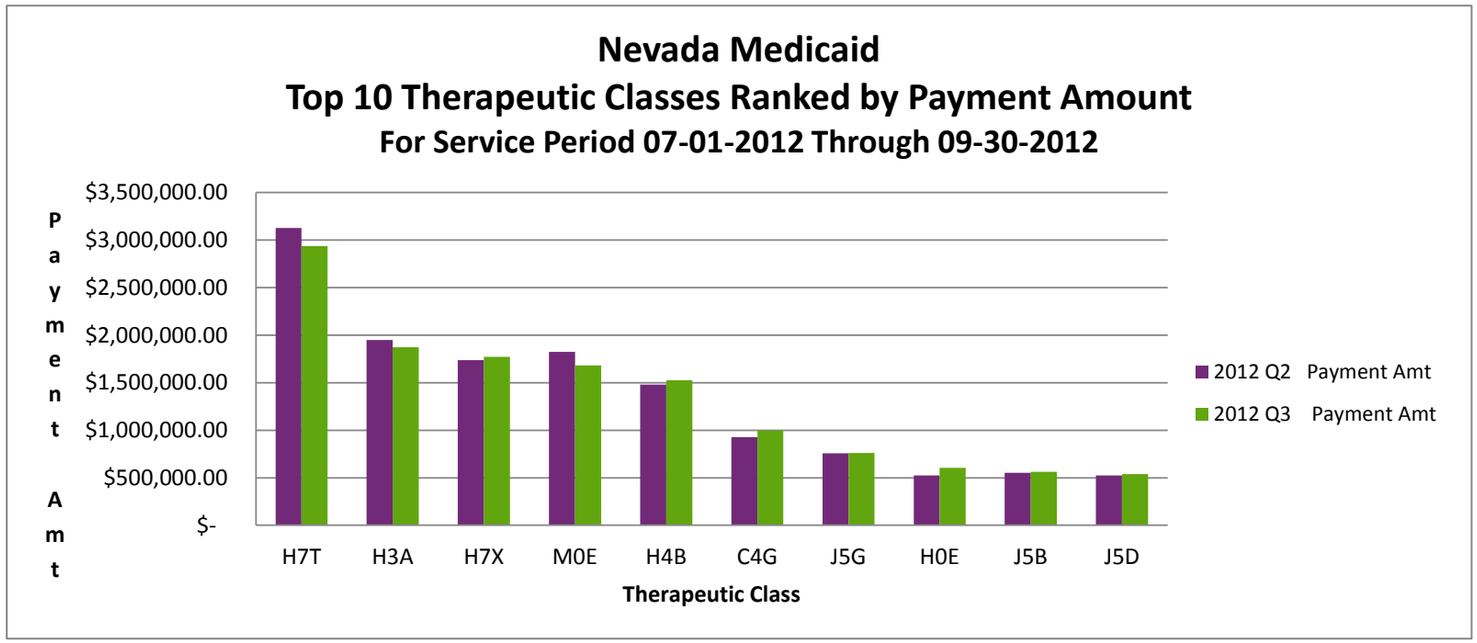


| Class | Specific Therapeutic Class Description | 2012 Q2 Rx Count | 2012 Q3 Rx Count | 2012 Q2 Payment Amt | 2012 Q3 Payment Amt | % Change in Payment Amt |
|---|---|---|---|---|---|---|
| H7T | ANTIPSYCHOTICS,ATYPICAL,DOPAMINE,& SEROTONIN ANTAG | 17,535 | 17,521 | $3,126,256.44 | $2,934,795.30 | -6.12% |
| H3A | ANALGESICS, NARCOTICS | 53,955 | 51,040 | $1,949,259.69 | $1,873,285.66 | -3.90% |
| H7X | ANTIPSYCHOTICS, ATYP, D2 PARTIAL AGONIST/5HT MIXED | 3,087 | 2,892 | $1,736,313.19 | $1,771,741.92 | 2.04% |
| M0E | ANTIHEMOPHILIC FACTORS | 61 | 58 | $1,825,291.86 | $1,681,151.12 | -7.90% |
| H4B | ANTICONVULSANTS | 30,127 | 29,816 | $1,478,843.87 | $1,525,169.05 | 3.13% |
| C4G | INSULINS | 6,169 | 5,871 | $ 926,254.15 | $ 995,804.75 | 7.51% |
| J5G | BETA-ADRENERGIC AND GLUCOCORTICOID COMBINATIONS | 4,444 | 4,274 | $ 757,436.64 | $ 759,200.40 | 0.23% |
| H0E | AGENTS TO TREAT MULTIPLE SCLEROSIS | 148 | 161 | $ 523,466.74 | $ 605,666.15 | 15.70% |
| J5B | ADRENERGICS, AROMATIC, NON-CATECHOLAMINE | 3,905 | 3,846 | $ 553,298.37 | $ 561,985.58 | 1.57% |
| J5D | BETA-ADRENERGIC AGENTS | 13,836 | 13,393 | $ 523,636.48 | $ 537,893.12 | 2.72% |

Query run 10/1/2012

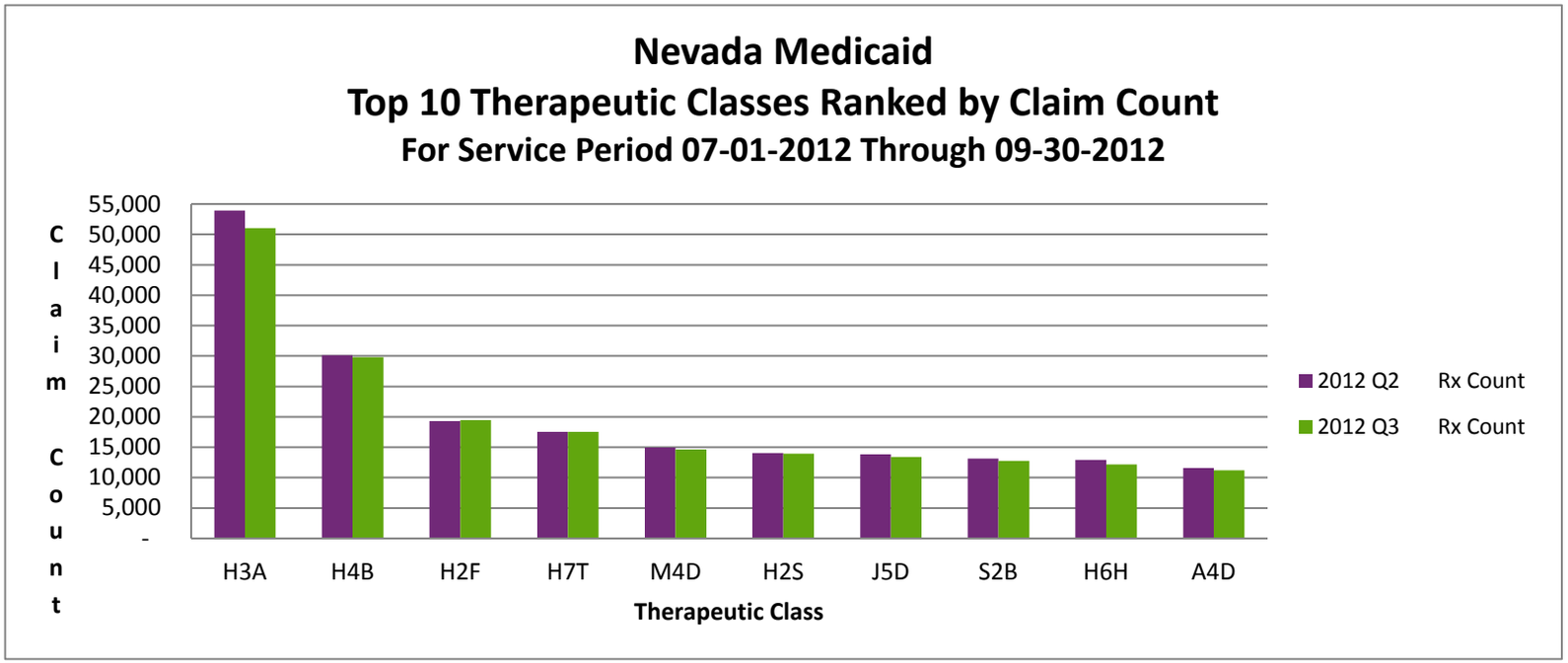


| Class | Specific Therapeutic Class Description | 2012 Q2 Rx Count | 2012 Q3 Rx Count | %Change in Rx Count | 2012 Q2 Payment Amt | 2012 Q3 Payment Amt |
|---|---|---|---|---|---|---|
| H3A | ANALGESICS, NARCOTICS | 53,955 | 51,040 | -5.40% | $ 1,963,297.74 | $ 1,873,285.66 |
| H4B | ANTICONVULSANTS | 30,127 | 29,816 | -1.03% | $ 1,729,106.44 | $ 1,525,169.05 |
| H2F | ANTI-ANXIETY DRUGS | 19,316 | 19,452 | 0.70% | $ 93,114.37 | $ 176,782.44 |
| H7T | ANTIPSYCHOTICS,ATYPICAL,DOPAMINE,& SEROTONIN ANTAG | 17,535 | 17,521 | -0.08% | $ 3,159,756.21 | $ 2,934,795.30 |
| M4D | ANTIHYPERLIPIDEMIC - HMG COA REDUCTASE INHIBITORS | 14,947 | 14,616 | -2.21% | $ 377,889.78 | $ 285,218.76 |
| H2S | SELECTIVE SEROTONIN REUPTAKE INHIBITOR (SSRIS) | 14,029 | 13,927 | -0.73% | $ 158,196.48 | $ 175,122.86 |
| J5D | BETA-ADRENERGIC AGENTS | 13,836 | 13,393 | -3.20% | $ 563,940.72 | $ 537,893.12 |
| S2B | NSAIDS, CYCLOOXYGENASE INHIBITOR - TYPE | 13,108 | 12,741 | -2.80% | $ 77,346.98 | $ 103,587.68 |
| H6H | SKELETAL MUSCLE RELAXANTS | 12,921 | 12,186 | -5.69% | $ 121,770.91 | $ 143,533.63 |
| A4D | ANTIHYPERTENSIVES, ACE INHIBITORS | 11,574 | 11,222 | -3.04% | $ 35,579.17 | $ 54,720.65 |

Query run 10/1/2012

**Nevada Medicaid**

**Top 50 All Drugs Ranked by Payment**

For Service Period 01-01-2012 Through 03-31-2012

**Grand Total Payment Amount for Period: $38,622,352.16**

**All Drugs Total Payment for Period: $ 21,182,909.96**

| Drug Name | Total Claim Count | Total Payment Amount | Total Ingredient Cost | Total U & C Amount | Avg Quantity Per Rx | Avg Days Supply Per Rx | Avg Payment Per Rx | % Total Payment | Accumulative Payment % |
|---|---|---|---|---|---|---|---|---|---|
| QUETIAPINE FUMARATE * | 5,150 | $ 1,929,633.59 | $ 2,218,023.40 | $ 3,055,644.48 | 44.56 | 28.93 | $ 374.69 | 9.1% | 9.1% |
| ARIPIPRAZOLE * | 3,246 | $ 1,727,788.09 | $ 1,946,512.69 | $ 2,585,000.02 | 33.39 | 28.11 | $ 532.28 | 8.2% | 17.3% |
| ANTIHEMOPHILIC FACTOR RAHF-PFM * | 9 | $ 1,340,503.58 | $ 1,340,460.74 | $ 1,878,567.54 | 104,299.78 | 27.33 | $ 148,944.84 | 6.3% | 23.6% |
| PALIVIZUMAB * | 619 | $ 1,297,457.94 | $ 1,410,208.43 | $ 1,930,153.30 | 1.01 | 28.50 | $ 2,096.05 | 6.1% | 29.7% |
| OLANZAPINE * | 2,224 | $ 878,547.17 | $ 1,012,930.04 | $ 1,882,622.45 | 34.70 | 28.01 | $ 395.03 | 4.1% | 33.9% |
| MONTELUKAST SODIUM * | 5,187 | $ 678,468.66 | $ 768,482.52 | $ 1,003,514.45 | 30.51 | 30.38 | $ 130.80 | 3.2% | 37.1% |
| ZIPRASIDONE HCL * | 1,735 | $ 651,389.36 | $ 726,761.37 | $ 982,042.19 | 48.33 | 27.12 | $ 375.44 | 3.1% | 40.1% |
| OXYCODONE HCL * | 7,500 | $ 639,749.65 | $ 735,387.97 | $ 1,435,382.62 | 115.34 | 26.15 | $ 85.30 | 3.0% | 43.2% |
| FLUTICASONE-SALMETEROL * | 3,563 | $ 622,912.89 | $ 739,279.52 | $ 1,063,764.68 | 57.81 | 30.06 | $ 174.83 | 2.9% | 46.1% |
| ANTIHEMOPHILIC FACTOR/VON WILLEBRAND FACTOR COMPLEX (HUMAN)* | 33 | $ 509,886.10 | $ 509,733.78 | $ 1,743,184.32 | 13,981.06 | 19.88 | $ 15,451.09 | 2.4% | 48.5% |
| TRASTUZUMAB * | 113 | $ 501,278.70 | $ 501,226.34 | $ 609,671.25 | 129.00 | 3.01 | $ 4,436.09 | 2.4% | 50.9% |
| ALBUTEROL SULFATE * | 15,337 | $ 483,380.41 | $ 480,453.44 | $ 848,764.30 | 68.93 | 20.39 | $ 31.52 | 2.3% | 53.2% |
| PEGFILGRASTIM * | 122 | $ 447,366.56 | $ 447,290.40 | $ 1,053,032.47 | 0.60 | 3.62 | $ 3,666.94 | 2.1% | 55.3% |
| INSULIN GLARGINE * | 2,556 | $ 411,766.18 | $ 530,146.64 | $ 661,906.07 | 18.33 | 32.52 | $ 161.10 | 1.9% | 57.2% |
| GLUCOSE BLOOD * | 3,545 | $ 392,204.52 | $ 398,829.08 | $ 479,790.94 | 102.78 | 30.18 | $ 110.64 | 1.9% | 59.1% |
| HYDROCODONE-ACETAMINOPHEN * | 22,733 | $ 356,936.08 | $ 324,195.76 | $ 1,082,031.50 | 88.16 | 19.55 | $ 15.70 | 1.7% | 60.8% |
| ESOMEPRAZOLE MAGNESIUM * | 2,635 | $ 354,407.41 | $ 441,159.03 | $ 625,187.98 | 32.40 | 29.58 | $ 134.50 | 1.7% | 62.4% |
| AMPHETAMINE-DEXTROAMPHETAMINE * | 2,532 | $ 337,672.90 | $ 347,922.30 | $ 446,686.16 | 41.75 | 29.26 | $ 133.36 | 1.6% | 64.0% |
| EMTRICITABINE-TENOFOVIR DISOPROXIL FUMARATE * | 389 | $ 334,171.29 | $ 361,533.93 | $ 518,448.50 | 28.53 | 28.58 | $ 859.05 | 1.6% | 65.6% |
| PALIPERIDONE PALMITATE * | 335 | $ 331,197.42 | $ 371,687.08 | $ 503,754.47 | 1.18 | 26.69 | $ 988.65 | 1.6% | 67.2% |
| MORPHINE SULFATE * | 5,066 | $ 328,230.31 | $ 342,600.13 | $ 679,372.47 | 80.08 | 20.99 | $ 64.79 | 1.5% | 68.7% |
| EFAVIRENZ-EMTRICITABINE-TENOFOVIR DISOPROXIL FUMARATE * | 232 | $ 312,334.44 | $ 359,107.20 | $ 503,368.60 | 30.26 | 30.26 | $ 1,346.27 | 1.5% | 70.2% |
| METHYLPHENIDATE HCL * | 2,542 | $ 308,423.05 | $ 316,143.77 | $ 393,047.89 | 39.73 | 28.57 | $ 121.33 | 1.5% | 71.6% |
| TOBRAMYCIN * | 72 | $ 295,642.24 | $ 343,387.22 | $ 409,040.03 | 259.93 | 27.06 | $ 4,106.14 | 1.4% | 73.0% |
| DOXERCALCIFEROL * | 5,357 | $ 288,300.99 | $ 288,557.83 | $ 3,286,077.75 | 146.21 | 1.13 | $ 53.82 | 1.4% | 74.4% |
| CLOPIDOGREL BISULFATE * | 2,977 | $ 276,243.70 | $ 481,937.00 | $ 741,258.46 | 32.59 | 32.60 | $ 92.79 | 1.3% | 75.7% |
| EPOETIN ALFA * | 3,438 | $ 265,886.62 | $ 268,045.55 | $ 3,247,088.28 | 1.71 | 1.08 | $ 77.34 | 1.3% | 77.0% |
| IRON SUCROSE * | 2,423 | $ 265,573.14 | $ 266,008.58 | $ 1,601,376.06 | 328.28 | 1.00 | $ 109.61 | 1.3% | 78.2% |
| TIOTROPIUM BROMIDE MONOHYDRATE * | 1,810 | $ 260,862.93 | $ 356,223.18 | $ 561,678.39 | 31.70 | 31.06 | $ 144.12 | 1.2% | 79.4% |
| MULTI-INGREDIENT COMPOUND | 2,111 | $ 250,509.27 | $ 224,985.47 | $ 768,994.61 | 144.38 | 9.76 | $ 118.67 | 1.2% | 80.6% |
| PALIPERIDONE * | 468 | $ 244,967.97 | $ 269,243.72 | $ 377,110.77 | 38.02 | 29.29 | $ 523.44 | 1.2% | 81.8% |
| DULOXETINE HCL * | 1,688 | $ 238,660.61 | $ 301,690.46 | $ 452,653.71 | 38.63 | 29.54 | $ 141.39 | 1.1% | 82.9% |
| RISPERIDONE MICROSPHERES * | 351 | $ 233,069.99 | $ 244,724.12 | $ 310,277.11 | 1.81 | 20.93 | $ 664.02 | 1.1% | 84.0% |
| OXYCODONE W/ ACETAMINOPHEN * | 8,280 | $ 231,786.86 | $ 246,732.53 | $ 904,270.65 | 84.23 | 18.09 | $ 27.99 | 1.1% | 85.1% |
| BUDESONIDE (INHALATION) * | 755 | $ 220,072.52 | $ 241,912.81 | $ 266,176.27 | 91.21 | 27.16 | $ 291.49 | 1.0% | 86.1% |
| DORNASE ALFA * | 89 | $ 213,931.01 | $ 238,253.96 | $ 281,085.75 | 89.16 | 29.76 | $ 2,403.72 | 1.0% | 87.2% |
| SOMATROPIN * | 96 | $ 211,648.01 | $ 239,193.65 | $ 375,052.95 | 7.14 | 27.49 | $ 2,204.67 | 1.0% | 88.2% |
| DEFERASIROX * | 37 | $ 211,572.50 | $ 211,396.38 | $ 354,858.90 | 85.95 | 30.00 | $ 5,718.18 | 1.0% | 89.1% |
| IDURSULFASE * | 12 | $ 209,156.68 | $ 209,099.56 | $ 273,333.06 | 19.50 | 15.75 | $ 17,429.72 | 1.0% | 90.1% |
| RISPERIDONE * | 6,261 | $ 206,966.16 | $ 204,696.17 | $ 1,310,243.09 | 47.70 | 27.81 | $ 33.06 | 1.0% | 91.1% |
| INTERFERON BETA-1A * | 74 | $ 202,764.02 | $ 242,270.42 | $ 330,717.54 | 4.95 | 28.73 | $ 2,740.05 | 1.0% | 92.1% |
| TELAPREVIR * | 15 | $ 200,803.02 | $ 233,458.55 | $ 398,966.05 | 168.00 | 28.00 | $ 13,386.87 | 0.9% | 93.0% |
| IPRATROPIUM-ALBUTEROL * | 1,713 | $ 196,740.71 | $ 225,304.56 | $ 372,751.11 | 86.01 | 21.52 | $ 114.85 | 0.9% | 93.9% |
| GLATIRAMER ACETATE * | 83 | $ 191,667.05 | $ 227,209.61 | $ 284,902.08 | 1.00 | 19.87 | $ 2,309.24 | 0.9% | 94.9% |
| LISDEXAMFETAMINE DIMESYLATE * | 1,229 | $ 190,010.35 | $ 197,404.14 | $ 244,197.65 | 30.36 | 29.43 | $ 154.61 | 0.9% | 95.7% |
| DIVALPROEX SODIUM * | 3,920 | $ 184,580.07 | $ 190,325.95 | $ 745,235.40 | 93.41 | 29.65 | $ 47.09 | 0.9% | 96.6% |
| GUANFACINE HCL (ADHD) * | 1,033 | $ 183,548.45 | $ 187,822.20 | $ 229,377.51 | 31.04 | 28.94 | $ 177.68 | 0.9% | 97.5% |
| INSULIN ASPART * | 1,072 | $ 180,188.83 | $ 235,612.38 | $ 293,424.98 | 15.56 | 27.84 | $ 168.09 | 0.9% | 98.3% |
| MOMETASONE FUROATE (NASAL) * | 1,870 | $ 177,679.10 | $ 199,972.25 | $ 277,008.63 | 17.35 | 30.05 | $ 95.02 | 0.8% | 99.2% |
| ENOXAPARIN SODIUM * | 536 | $ 174,370.86 | $ 196,524.29 | $ 330,387.53 | 16.99 | 6.46 | $ 325.32 | 0.8% | 100.0% |

Query run 7/10/2012

**Nevada Medicaid**

**Top 50 All Drugs Ranked by Claim Count**

For Service Period 01-01-2012 Through 03-31-2012

**Grand Total Payment Amount for Period: $38,622,352.16**

**All Drugs Total Payment for Period: $ 10,176,586.51**

| Drug Name | Total Claim Count | Total Payment Amount | Total Ingredient Cost | Total U & C Amount | Avg Quantity Per Rx | Avg Days Supply Per Rx | Avg Payment Per Rx | % Total Payment | Accumulative Payment % |
|---|---|---|---|---|---|---|---|---|---|
| HYDROCODONE-ACETAMINOPHEN * | 22,733 | $ 356,936.08 | $ 324,195.76 | $ 1,082,031.50 | 88.16 | 19.55 | $ 15.70 | 3.5% | 3.5% |
| ALBUTEROL SULFATE * | 15,337 | $ 483,380.41 | $ 480,453.44 | $ 848,764.30 | 68.93 | 20.39 | $ 31.52 | 4.7% | 8.3% |
| LISINOPRIL * | 10,275 | $ 49,239.06 | $ 25,688.44 | $ 262,606.55 | 38.21 | 33.87 | $ 4.79 | 0.5% | 8.7% |
| ALPRAZOLAM * | 10,193 | $ 99,706.91 | $ 52,765.58 | $ 402,971.19 | 65.66 | 26.20 | $ 9.78 | 1.0% | 9.7% |
| OXYCODONE W/ ACETAMINOPHEN * | 8,280 | $ 231,786.86 | $ 246,732.53 | $ 904,270.65 | 84.23 | 18.09 | $ 27.99 | 2.3% | 12.0% |
| SIMVASTATIN * | 8,027 | $ 35,931.70 | $ 26,943.90 | $ 554,292.92 | 32.99 | 32.90 | $ 4.48 | 0.4% | 12.4% |
| OXYCODONE HCL * | 7,500 | $ 639,749.65 | $ 735,387.97 | $ 1,435,382.62 | 115.34 | 26.15 | $ 85.30 | 6.3% | 18.6% |
| LEVOTHYROXINE SODIUM * | 7,468 | $ 54,694.07 | $ 39,098.44 | $ 114,543.88 | 34.33 | 33.98 | $ 7.32 | 0.5% | 19.2% |
| AMOXICILLIN * | 7,321 | $ 63,066.95 | $ 32,629.78 | $ 107,536.66 | 97.15 | 9.35 | $ 8.61 | 0.6% | 19.8% |
| GABAPENTIN * | 7,074 | $ 151,330.94 | $ 157,497.90 | $ 818,388.74 | 96.87 | 30.65 | $ 21.39 | 1.5% | 21.3% |
| AZITHROMYCIN * | 7,001 | $ 127,784.49 | $ 108,339.46 | $ 334,387.64 | 85.55 | 5.05 | $ 18.25 | 1.3% | 22.5% |
| AMLODIPINE BESYLATE * | 6,900 | $ 33,430.16 | $ 24,140.86 | $ 352,092.08 | 33.73 | 32.51 | $ 4.84 | 0.3% | 22.9% |
| METFORMIN HCL * | 6,603 | $ 46,832.45 | $ 39,940.57 | $ 244,409.12 | 72.17 | 34.42 | $ 7.09 | 0.5% | 23.3% |
| RISPERIDONE * | 6,261 | $ 206,966.16 | $ 204,696.17 | $ 1,310,243.09 | 47.70 | 27.81 | $ 33.06 | 2.0% | 25.4% |
| IBUPROFEN * | 6,260 | $ 40,690.46 | $ 18,505.88 | $ 100,418.22 | 82.67 | 18.13 | $ 6.50 | 0.4% | 25.8% |
| ZOLPIDEM TARTRATE * | 5,972 | $ 41,538.32 | $ 26,512.42 | $ 391,932.01 | 28.75 | 28.91 | $ 6.96 | 0.4% | 26.2% |
| CARISOPRODOL * | 5,418 | $ 47,888.59 | $ 36,948.32 | $ 247,100.33 | 85.08 | 28.60 | $ 8.84 | 0.5% | 26.6% |
| DOXERCALCIFEROL * | 5,357 | $ 288,300.99 | $ 288,557.83 | $ 3,286,077.75 | 146.21 | 1.13 | $ 53.82 | 2.8% | 29.5% |
| MONTELUKAST SODIUM * | 5,187 | $ 678,468.66 | $ 768,482.52 | $ 1,003,514.45 | 30.51 | 30.38 | $ 130.80 | 6.7% | 36.1% |
| QUETIAPINE FUMARATE * | 5,150 | $ 1,929,633.59 | $ 2,218,023.40 | $ 3,055,644.48 | 44.56 | 28.93 | $ 374.69 | 19.0% | 55.1% |
| MORPHINE SULFATE * | 5,066 | $ 328,230.31 | $ 342,600.13 | $ 679,372.47 | 80.08 | 20.99 | $ 64.79 | 3.2% | 58.3% |
| RANITIDINE HCL * | 4,959 | $ 41,405.13 | $ 27,054.25 | $ 251,258.86 | 62.33 | 30.02 | $ 8.35 | 0.4% | 58.7% |
| FUROSEMIDE * | 4,504 | $ 18,056.20 | $ 7,208.81 | $ 54,712.95 | 42.57 | 31.60 | $ 4.01 | 0.2% | 58.9% |
| TRAZODONE HCL * | 4,440 | $ 32,672.77 | $ 20,048.27 | $ 103,817.73 | 41.42 | 29.49 | $ 7.36 | 0.3% | 59.2% |
| CLONAZEPAM * | 4,406 | $ 38,207.63 | $ 19,919.41 | $ 169,192.02 | 60.10 | 27.53 | $ 8.67 | 0.4% | 59.6% |
| LORAZEPAM * | 4,395 | $ 34,180.30 | $ 17,461.05 | $ 159,767.77 | 55.05 | 18.10 | $ 7.78 | 0.3% | 59.9% |
| METOPROLOL TARTRATE * | 4,285 | $ 18,619.10 | $ 8,284.81 | $ 77,592.00 | 58.35 | 30.69 | $ 4.35 | 0.2% | 60.1% |
| CITALOPRAM HYDROBROMIDE * | 4,191 | $ 24,800.99 | $ 11,016.84 | $ 179,710.07 | 32.59 | 29.77 | $ 5.92 | 0.2% | 60.4% |
| OMEPRAZOLE * | 4,086 | $ 21,319.83 | $ 38,700.62 | $ 439,127.67 | 38.82 | 32.63 | $ 5.22 | 0.2% | 60.6% |
| DIVALPROEX SODIUM * | 3,920 | $ 184,580.07 | $ 190,325.95 | $ 745,235.40 | 93.41 | 29.65 | $ 47.09 | 1.8% | 62.4% |
| CLONIDINE HCL * | 3,875 | $ 50,834.18 | $ 46,112.15 | $ 114,547.65 | 54.56 | 29.12 | $ 13.12 | 0.5% | 62.9% |
| SERTRALINE HCL * | 3,831 | $ 26,098.98 | $ 14,170.82 | $ 201,246.15 | 36.21 | 29.33 | $ 6.81 | 0.3% | 63.1% |
| CYCLOBENZAPRINE HCL * | 3,735 | $ 25,584.90 | $ 12,863.42 | $ 139,863.54 | 59.54 | 25.30 | $ 6.85 | 0.3% | 63.4% |
| DIAZEPAM * | 3,698 | $ 26,288.33 | $ 9,522.58 | $ 74,474.71 | 60.62 | 25.02 | $ 7.11 | 0.3% | 63.7% |
| ONDANSETRON HCL * | 3,671 | $ 22,477.03 | $ 17,861.57 | $ 483,056.40 | 10.20 | 3.01 | $ 6.12 | 0.2% | 63.9% |
| LORATADINE * | 3,638 | $ 24,461.25 | $ 7,730.32 | $ 53,908.47 | 40.76 | 28.88 | $ 6.72 | 0.2% | 64.1% |
| FLUTICASONE PROPIONATE (NASAL) * | 3,574 | $ 73,677.98 | $ 75,637.14 | $ 247,057.16 | 16.28 | 30.02 | $ 20.61 | 0.7% | 64.8% |
| FLUTICASONE-SALMETEROL * | 3,563 | $ 622,912.89 | $ 739,279.52 | $ 1,063,764.68 | 57.81 | 30.06 | $ 174.83 | 6.1% | 71.0% |
| GLUCOSE BLOOD * | 3,545 | $ 392,204.52 | $ 398,829.08 | $ 479,790.94 | 102.78 | 30.18 | $ 110.64 | 3.9% | 74.8% |
| TEMAZEPAM * | 3,490 | $ 57,879.55 | $ 43,273.30 | $ 110,384.41 | 26.01 | 24.76 | $ 16.58 | 0.6% | 75.4% |
| HYDROCHLOROTHIAZIDE * | 3,484 | $ 14,127.17 | $ 4,781.16 | $ 40,507.09 | 34.70 | 34.51 | $ 4.05 | 0.1% | 75.5% |
| EPOETIN ALFA * | 3,438 | $ 265,886.62 | $ 268,045.55 | $ 3,247,088.28 | 1.71 | 1.08 | $ 77.34 | 2.6% | 78.1% |
| ASPIRIN * | 3,417 | $ 12,842.78 | $ 803.98 | $ 21,936.39 | 30.35 | 29.16 | $ 3.76 | 0.1% | 78.3% |
| PREDNISONE * | 3,410 | $ 15,407.68 | $ 4,952.01 | $ 40,509.81 | 61.62 | 14.51 | $ 4.52 | 0.2% | 78.4% |
| FLUOXETINE HCL * | 3,383 | $ 30,900.49 | $ 23,029.61 | $ 186,836.31 | 41.16 | 29.97 | $ 9.13 | 0.3% | 78.7% |
| ARIPIPRAZOLE * | 3,246 | $ 1,727,788.09 | $ 1,946,512.69 | $ 2,585,000.02 | 33.39 | 28.11 | $ 532.28 | 17.0% | 95.7% |
| TRAMADOL HCL * | 3,187 | $ 29,081.73 | $ 21,731.14 | $ 139,409.91 | 82.22 | 20.77 | $ 9.13 | 0.3% | 96.0% |
| FAMOTIDINE * | 3,161 | $ 25,482.72 | $ 18,195.74 | $ 148,346.10 | 53.72 | 28.14 | $ 8.06 | 0.3% | 96.2% |
| AMOXICILLIN & POT CLAVULANATE * | 3,063 | $ 106,977.09 | $ 102,084.21 | $ 224,543.39 | 67.32 | 9.93 | $ 34.93 | 1.1% | 97.3% |
| CLOPIDOGREL BISULFATE * | 2,977 | $ 276,243.70 | $ 481,937.00 | $ 741,258.46 | 32.59 | 32.60 | $ 92.79 | 2.7% | 100.0% |

Query run 7/10/2012

**Nevada Medicaid**

**Top 50 All Drugs Ranked by Payment**

For Service Period 04-01-2012 Through 06-30-2012

**Grand Total Payment Amount for Period: $33,501,486.32**

**All Drugs Total Payment for Period: $ 17,498,371.58**

| Drug Name | Total Claim Count | Total Payment Amount | Total Ingredient Cost | Total U & C Amount | Avg Quantity Per Rx | Avg Days Supply Per Rx | Avg Payment Per Rx | % Total Payment | Accumulative Payment % |
|---|---|---|---|---|---|---|---|---|---|
| ARIPIPRAZOLE * | 3,064 | $ 1,733,808.97 | $ 1,963,320.77 | $ 2,530,217.70 | 34.22 | 28.86 | $ 565.86 | 9.9% | 9.9% |
| ANTIHEMOPHILIC FACTOR RAHF-PFM * | 13 | $ 1,169,146.79 | $ 1,169,084.91 | $ 1,691,088.97 | 63,028.69 | 24.69 | $ 89,934.37 | 6.7% | 16.6% |
| MONTELUKAST SODIUM * | 5,131 | $ 695,021.77 | $ 791,406.09 | $ 999,939.67 | 30.57 | 30.43 | $ 135.46 | 4.0% | 20.6% |
| OXYCODONE HCL * | 7,780 | $ 666,476.56 | $ 767,313.62 | $ 1,410,125.95 | 114.23 | 25.74 | $ 85.67 | 3.8% | 24.4% |
| QUETIAPINE FUMARATE * | 5,137 | $ 640,852.15 | $ 764,521.38 | $ 2,555,614.37 | 44.15 | 28.57 | $ 124.75 | 3.7% | 28.0% |
| FLUTICASONE-SALMETEROL * | 3,457 | $ 634,350.98 | $ 770,883.90 | $ 1,061,543.45 | 58.24 | 30.39 | $ 183.50 | 3.6% | 31.7% |
| ZIPRASIDONE HCL * | 1,663 | $ 498,226.05 | $ 543,218.65 | $ 881,098.27 | 48.96 | 27.59 | $ 299.59 | 2.8% | 34.5% |
| ANTIHEMOPHILIC FACTOR/VON WILLEBRAND FACTOR COMPLEX (HUMAN)* | 32 | $ 447,959.35 | $ 447,807.03 | $ 1,476,242.40 | 12,642.38 | 20.41 | $ 13,998.73 | 2.6% | 37.1% |
| OLANZAPINE * | 2,075 | $ 433,261.40 | $ 518,607.38 | $ 1,616,054.89 | 34.58 | 28.17 | $ 208.80 | 2.5% | 39.5% |
| ALBUTEROL SULFATE * | 12,977 | $ 429,890.81 | $ 440,748.98 | $ 720,470.12 | 61.14 | 20.84 | $ 33.13 | 2.5% | 42.0% |
| PALIPERIDONE PALMITATE * | 371 | $ 410,225.89 | $ 447,494.19 | $ 564,031.30 | 1.19 | 26.85 | $ 1,105.73 | 2.3% | 44.3% |
| GLUCOSE BLOOD * | 3,739 | $ 407,621.49 | $ 418,784.69 | $ 513,558.99 | 102.86 | 30.67 | $ 109.02 | 2.3% | 46.7% |
| INSULIN GLARGINE * | 2,483 | $ 376,418.05 | $ 503,496.07 | $ 655,313.18 | 17.08 | 32.98 | $ 151.60 | 2.2% | 48.8% |
| ESOMEPRAZOLE MAGNESIUM * | 2,499 | $ 369,694.67 | $ 446,938.49 | $ 597,092.44 | 32.27 | 29.90 | $ 147.94 | 2.1% | 50.9% |
| EMTRICITABINE-TENOFOVIR DISOPROXIL FUMARATE * | 345 | $ 364,181.21 | $ 368,637.61 | $ 467,377.66 | 29.08 | 29.01 | $ 1,055.60 | 2.1% | 53.0% |
| HYDROCODONE-ACETAMINOPHEN * | 22,735 | $ 354,815.16 | $ 338,236.72 | $ 1,079,606.78 | 86.53 | 19.31 | $ 15.61 | 2.0% | 55.0% |
| PEGFILGRASTIM * | 96 | $ 354,214.72 | $ 354,176.64 | $ 812,438.47 | 0.60 | 2.67 | $ 3,689.74 | 2.0% | 57.1% |
| AMPHETAMINE-DEXTROAMPHETAMINE * | 2,521 | $ 345,731.91 | $ 356,197.36 | $ 459,388.74 | 42.81 | 29.40 | $ 137.14 | 2.0% | 59.0% |
| METHYLPHENIDATE HCL * | 2,470 | $ 323,786.11 | $ 334,322.97 | $ 402,760.41 | 39.97 | 28.97 | $ 131.09 | 1.9% | 60.9% |
| MORPHINE SULFATE * | 5,266 | $ 322,606.96 | $ 338,414.04 | $ 657,453.76 | 51.10 | 19.95 | $ 61.26 | 1.8% | 62.7% |
| TRASTUZUMAB * | 99 | $ 316,774.59 | $ 316,707.95 | $ 535,272.85 | 4.86 | 4.59 | $ 3,199.74 | 1.8% | 64.5% |
| EFAVIRENZ-EMTRICITABINE-TENOFOVIR DISOPROXIL FUMARATE * | 185 | $ 286,103.88 | $ 321,121.29 | $ 417,480.72 | 30.65 | 30.65 | $ 1,546.51 | 1.6% | 66.2% |
| TIOTROPIUM BROMIDE MONOHYDRATE * | 1,815 | $ 278,536.65 | $ 385,628.24 | $ 568,471.89 | 31.45 | 31.25 | $ 153.46 | 1.6% | 67.8% |
| EPOETIN ALFA * | 4,392 | $ 270,201.71 | $ 274,165.85 | $ 3,915,013.80 | 1.02 | 1.05 | $ 61.52 | 1.5% | 69.3% |
| PALIPERIDONE * | 439 | $ 266,415.69 | $ 293,784.76 | $ 386,808.22 | 37.98 | 29.48 | $ 606.87 | 1.5% | 70.8% |
| TELAPREVIR * | 15 | $ 249,484.42 | $ 249,417.78 | $ 284,986.40 | 168.00 | 28.00 | $ 16,632.29 | 1.4% | 72.3% |
| RISPERIDONE MICROSPHERES * | 350 | $ 241,859.68 | $ 254,344.45 | $ 311,225.39 | 1.68 | 20.53 | $ 691.03 | 1.4% | 73.7% |
| DULOXETINE HCL * | 1,581 | $ 230,900.85 | $ 296,300.16 | $ 423,892.94 | 39.11 | 30.43 | $ 146.05 | 1.3% | 75.0% |
| OXYCODONE W/ ACETAMINOPHEN * | 8,511 | $ 229,950.43 | $ 250,388.43 | $ 848,508.65 | 79.50 | 17.41 | $ 27.02 | 1.3% | 76.3% |
| SOMATROPIN * | 100 | $ 229,950.30 | $ 260,782.81 | $ 401,694.42 | 7.23 | 28.79 | $ 2,299.50 | 1.3% | 77.6% |
| IMMUNE GLOBULIN (HUMAN) IV * | 89 | $ 226,984.93 | $ 226,946.85 | $ 742,353.54 | 455.57 | 3.03 | $ 2,550.39 | 1.3% | 78.9% |
| INTERFERON BETA-1A * | 66 | $ 226,241.40 | $ 236,313.68 | $ 310,971.04 | 4.85 | 28.12 | $ 3,427.90 | 1.3% | 80.2% |
| CLOPIDOGREL BISULFATE * | 2,684 | $ 223,539.23 | $ 363,028.80 | $ 628,613.30 | 32.35 | 32.36 | $ 83.29 | 1.3% | 81.5% |
| DORNASE ALFA * | 87 | $ 209,891.04 | $ 224,949.01 | $ 269,211.04 | 85.92 | 29.25 | $ 2,412.54 | 1.2% | 82.7% |
| GLATIRAMER ACETATE * | 55 | $ 209,023.29 | $ 224,586.63 | $ 279,504.29 | 1.00 | 27.89 | $ 3,800.42 | 1.2% | 83.9% |
| GUANFACINE HCL (ADHD) * | 1,138 | $ 205,434.94 | $ 211,240.21 | $ 258,230.14 | 31.62 | 29.33 | $ 180.52 | 1.2% | 85.0% |
| TOBRAMYCIN * | 52 | $ 203,318.36 | $ 241,975.88 | $ 288,568.78 | 251.92 | 25.79 | $ 3,909.97 | 1.2% | 86.2% |
| RISPERIDONE * | 5,997 | $ 197,671.08 | $ 195,501.11 | $ 1,268,374.09 | 47.93 | 28.21 | $ 32.96 | 1.1% | 87.3% |
| ENOXAPARIN SODIUM * | 640 | $ 195,066.63 | $ 206,744.38 | $ 347,436.16 | 5.07 | 5.88 | $ 304.79 | 1.1% | 88.4% |
| LURASIDONE HCL * | 578 | $ 194,787.74 | $ 208,818.71 | $ 262,389.28 | 24.27 | 23.39 | $ 337.00 | 1.1% | 89.6% |
| IDURSULFASE * | 6 | $ 193,043.58 | $ 193,015.02 | $ 252,307.44 | 36.00 | 28.00 | $ 32,173.93 | 1.1% | 90.7% |
| LISDEXAMFETAMINE DIMESYLATE * | 1,236 | $ 190,966.00 | $ 200,309.46 | $ 248,051.64 | 30.51 | 29.66 | $ 154.50 | 1.1% | 91.7% |
| IPRATROPIUM-ALBUTEROL * | 1,527 | $ 187,614.79 | $ 216,883.85 | $ 329,489.65 | 73.30 | 22.78 | $ 122.86 | 1.1% | 92.8% |
| MULTI-INGREDIENT COMPOUND | 2,268 | $ 185,538.94 | $ 166,562.22 | $ 705,329.93 | 143.96 | 9.61 | $ 81.81 | 1.1% | 93.9% |
| MOMETASONE FUROATE (NASAL) * | 1,857 | $ 184,664.32 | $ 211,752.22 | $ 279,492.30 | 17.28 | 30.04 | $ 99.44 | 1.1% | 94.9% |
| DEFERASIROX * | 30 | $ 182,616.19 | $ 182,473.39 | $ 267,840.91 | 94.53 | 29.53 | $ 6,087.21 | 1.0% | 96.0% |
| IMIGLUCERASE * | 11 | $ 181,237.00 | $ 181,184.64 | $ 199,214.69 | 10.18 | 19.09 | $ 16,476.09 | 1.0% | 97.0% |
| RALTEGRAVIR POTASSIUM * | 188 | $ 174,821.98 | $ 177,162.15 | $ 223,230.75 | 56.17 | 28.09 | $ 929.90 | 1.0% | 98.0% |
| DIVALPROEX SODIUM * | 3,731 | $ 173,785.56 | $ 181,617.21 | $ 680,165.62 | 90.12 | 29.40 | $ 46.58 | 1.0% | 99.0% |
| DOCETAXEL * | 51 | $ 173,655.38 | $ 173,631.58 | $ 226,566.32 | 36.12 | 2.96 | $ 3,405.01 | 1.0% | 100.0% |

Query run 7/10/2012

**Nevada Medicaid**

**Top 50 All Drugs Ranked by Claim Count**

For Service Period 04-01-2012 Through 06-30-2012

**Grand Total Payment Amount for Period: $33,501,486.32**

**All Drugs Total Payment for Period: $ 8,222,758.11**

| Drug Name | Total Claim Count | Total Payment Amount | Total Ingredient Cost | Total U & C Amount | Avg Quantity Per Rx | Avg Days Supply Per Rx | Avg Payment Per Rx | % Total Payment | Accumulative Payment % |
|---|---|---|---|---|---|---|---|---|---|
| HYDROCODONE-ACETAMINOPHEN * | 22,735 | $ 354,815.16 | $ 338,236.72 | $ 1,079,606.78 | 86.53 | 19.31 | $ 15.61 | 4.3% | 4.3% |
| ALBUTEROL SULFATE * | 12,977 | $ 429,890.81 | $ 440,748.98 | $ 720,470.12 | 61.14 | 20.84 | $ 33.13 | 5.2% | 9.5% |
| ALPRAZOLAM * | 10,188 | $ 100,285.83 | $ 53,681.32 | $ 394,111.43 | 64.11 | 26.03 | $ 9.84 | 1.2% | 10.8% |
| LISINOPRIL * | 9,963 | $ 47,467.35 | $ 30,541.10 | $ 247,267.08 | 37.86 | 34.03 | $ 4.76 | 0.6% | 11.3% |
| OXYCODONE W/ ACETAMINOPHEN * | 8,511 | $ 229,950.43 | $ 250,388.43 | $ 848,508.65 | 79.50 | 17.41 | $ 27.02 | 2.8% | 14.1% |
| SIMVASTATIN * | 7,787 | $ 35,735.80 | $ 31,391.97 | $ 450,581.36 | 33.00 | 32.93 | $ 4.59 | 0.4% | 14.6% |
| OXYCODONE HCL * | 7,780 | $ 666,476.56 | $ 767,313.62 | $ 1,410,125.95 | 114.23 | 25.74 | $ 85.67 | 8.1% | 22.7% |
| LEVOTHYROXINE SODIUM * | 7,440 | $ 54,042.54 | $ 43,836.66 | $ 113,307.88 | 34.36 | 34.19 | $ 7.26 | 0.7% | 23.3% |
| GABAPENTIN * | 7,222 | $ 158,449.20 | $ 167,259.92 | $ 816,179.73 | 97.44 | 30.56 | $ 21.94 | 1.9% | 25.3% |
| AMLODIPINE BESYLATE * | 6,921 | $ 33,707.11 | $ 28,131.65 | $ 339,196.38 | 33.68 | 32.62 | $ 4.87 | 0.4% | 25.7% |
| METFORMIN HCL * | 6,467 | $ 47,438.06 | $ 43,241.71 | $ 231,494.50 | 72.77 | 34.93 | $ 7.34 | 0.6% | 26.2% |
| IBUPROFEN * | 6,170 | $ 38,471.75 | $ 19,014.06 | $ 96,046.70 | 66.63 | 18.15 | $ 6.24 | 0.5% | 26.7% |
| RISPERIDONE * | 5,997 | $ 197,671.08 | $ 195,501.11 | $ 1,268,374.09 | 47.93 | 28.21 | $ 32.96 | 2.4% | 29.1% |
| ZOLPIDEM TARTRATE * | 5,793 | $ 40,044.58 | $ 28,844.23 | $ 370,165.38 | 28.25 | 28.79 | $ 6.91 | 0.5% | 29.6% |
| AMOXICILLIN * | 5,455 | $ 45,291.99 | $ 24,223.78 | $ 80,175.78 | 86.83 | 9.08 | $ 8.30 | 0.6% | 30.2% |
| DOXERCALCIFEROL * | 5,325 | $ 63,953.44 | $ 66,393.68 | $ 2,137,004.69 | 1.89 | 1.15 | $ 12.01 | 0.8% | 30.9% |
| MORPHINE SULFATE * | 5,266 | $ 322,606.96 | $ 338,414.04 | $ 657,453.76 | 51.10 | 19.95 | $ 61.26 | 3.9% | 34.9% |
| QUETIAPINE FUMARATE * | 5,137 | $ 640,852.15 | $ 764,521.38 | $ 2,555,614.37 | 44.15 | 28.57 | $ 124.75 | 7.8% | 42.7% |
| MONTELUKAST SODIUM * | 5,131 | $ 695,021.77 | $ 791,406.09 | $ 999,939.67 | 30.57 | 30.43 | $ 135.46 | 8.5% | 51.1% |
| CARISOPRODOL * | 4,866 | $ 39,057.55 | $ 32,506.40 | $ 218,594.65 | 83.86 | 28.38 | $ 8.03 | 0.5% | 51.6% |
| RANITIDINE HCL * | 4,760 | $ 41,146.80 | $ 29,813.15 | $ 237,040.51 | 63.20 | 30.03 | $ 8.64 | 0.5% | 52.1% |
| FUROSEMIDE * | 4,560 | $ 17,992.56 | $ 9,807.29 | $ 55,195.80 | 39.97 | 31.45 | $ 3.95 | 0.2% | 52.3% |
| CLONAZEPAM * | 4,462 | $ 36,519.09 | $ 18,433.54 | $ 171,074.03 | 58.46 | 27.30 | $ 8.18 | 0.4% | 52.7% |
| LORAZEPAM * | 4,414 | $ 32,965.46 | $ 15,956.97 | $ 153,595.23 | 41.23 | 18.04 | $ 7.47 | 0.4% | 53.1% |
| EPOETIN ALFA * | 4,392 | $ 270,201.71 | $ 274,165.85 | $ 3,915,013.80 | 1.02 | 1.05 | $ 61.52 | 3.3% | 56.4% |
| METOPROLOL TARTRATE * | 4,300 | $ 18,731.68 | $ 10,525.07 | $ 78,454.13 | 55.32 | 30.46 | $ 4.36 | 0.2% | 56.7% |
| TRAZODONE HCL * | 4,277 | $ 30,745.34 | $ 19,688.58 | $ 95,414.19 | 41.26 | 29.39 | $ 7.19 | 0.4% | 57.0% |
| AZITHROMYCIN * | 4,125 | $ 73,905.42 | $ 63,938.45 | $ 201,486.05 | 11.69 | 5.18 | $ 17.92 | 0.9% | 57.9% |
| OMEPRAZOLE * | 4,124 | $ 21,536.20 | $ 46,351.34 | $ 453,835.61 | 38.49 | 32.50 | $ 5.22 | 0.3% | 58.2% |
| CITALOPRAM HYDROBROMIDE * | 4,099 | $ 24,470.55 | $ 12,434.46 | $ 161,346.17 | 32.34 | 29.54 | $ 5.97 | 0.3% | 58.5% |
| ONDANSETRON HCL * | 4,052 | $ 22,984.70 | $ 18,267.33 | $ 493,527.26 | 9.47 | 2.89 | $ 5.67 | 0.3% | 58.8% |
| SERTRALINE HCL * | 3,925 | $ 27,819.62 | $ 16,869.05 | $ 201,425.50 | 36.48 | 29.14 | $ 7.09 | 0.3% | 59.1% |
| LORATADINE * | 3,903 | $ 26,304.65 | $ 8,356.48 | $ 57,202.12 | 39.89 | 28.95 | $ 6.74 | 0.3% | 59.4% |
| CLONIDINE HCL * | 3,841 | $ 54,636.41 | $ 49,822.61 | $ 117,495.93 | 54.41 | 28.95 | $ 14.22 | 0.7% | 60.1% |
| GLUCOSE BLOOD * | 3,739 | $ 407,621.49 | $ 418,784.69 | $ 513,558.99 | 102.86 | 30.67 | $ 109.02 | 5.0% | 65.0% |
| DIVALPROEX SODIUM * | 3,731 | $ 173,785.56 | $ 181,617.21 | $ 680,165.62 | 90.12 | 29.40 | $ 46.58 | 2.1% | 67.2% |
| DIAZEPAM * | 3,675 | $ 24,682.23 | $ 8,241.88 | $ 75,653.30 | 58.45 | 24.61 | $ 6.72 | 0.3% | 67.5% |
| TEMAZEPAM * | 3,611 | $ 53,860.47 | $ 39,274.53 | $ 105,367.09 | 25.53 | 24.19 | $ 14.92 | 0.7% | 68.1% |
| CYCLOBENZAPRINE HCL * | 3,517 | $ 25,143.31 | $ 13,019.22 | $ 129,177.71 | 59.81 | 25.42 | $ 7.15 | 0.3% | 68.4% |
| FLUTICASONE PROPIONATE (NASAL) * | 3,506 | $ 73,895.74 | $ 76,371.62 | $ 236,354.39 | 16.25 | 29.67 | $ 21.08 | 0.9% | 69.3% |
| FLUTICASONE-SALMETEROL * | 3,457 | $ 634,350.98 | $ 770,883.90 | $ 1,061,543.45 | 58.24 | 30.39 | $ 183.50 | 7.7% | 77.0% |
| ASPIRIN * | 3,400 | $ 13,201.76 | $ 830.07 | $ 20,664.11 | 31.62 | 30.55 | $ 3.88 | 0.2% | 77.2% |
| HYDROCHLOROTHIAZIDE * | 3,373 | $ 13,739.90 | $ 6,527.66 | $ 40,118.84 | 34.49 | 34.21 | $ 4.07 | 0.2% | 77.4% |
| WARFARIN SODIUM * | 3,287 | $ 23,638.06 | $ 21,264.62 | $ 61,647.08 | 25.64 | 20.48 | $ 7.19 | 0.3% | 77.7% |
| FLUOXETINE HCL * | 3,269 | $ 28,791.41 | $ 21,038.57 | $ 175,173.82 | 40.65 | 30.13 | $ 8.81 | 0.4% | 78.0% |
| TRAMADOL HCL * | 3,143 | $ 28,414.62 | $ 24,482.69 | $ 138,004.42 | 81.03 | 20.29 | $ 9.04 | 0.3% | 78.3% |
| ARIPIPRAZOLE * | 3,064 | $ 1,733,808.97 | $ 1,963,320.77 | $ 2,530,217.70 | 34.22 | 28.86 | $ 565.86 | 21.1% | 99.4% |
| FAMOTIDINE * | 3,039 | $ 22,896.52 | $ 17,631.60 | $ 139,727.58 | 43.13 | 27.42 | $ 7.53 | 0.3% | 99.7% |
| PREDNISONE * | 2,964 | $ 12,969.53 | $ 4,669.90 | $ 33,448.07 | 30.84 | 15.49 | $ 4.38 | 0.2% | 99.9% |
| ATENOLOL * | 2,789 | $ 10,767.25 | $ 5,886.10 | $ 47,916.78 | 38.36 | 32.57 | $ 3.86 | 0.1% | 100.0% |

Query run 7/10/2012

**Nevada Medicaid**

**Top 50 All Drugs Ranked by Payment**

For Service Period 07-01-2012 Through 09-30-2012

**Grand Total Payment Amount for Period: $33,395,198.94**

**All Drugs Total Payment for Period: $ 16,912,213.02**

| Drug Name | Total Claim Count | Total Payment Amount | Total Ingredient Cost | Total U & C Amount | Avg Quantity Per Rx | Avg Days Supply Per Rx | Avg Payment Per Rx | % Total Payment | Accumulative Payment % |
|---|---|---|---|---|---|---|---|---|---|
| ARIPIPRAZOLE * | 2,892 | $ 1,771,741.92 | $ 1,934,976.69 | $ 2,438,044.51 | 34.08 | 28.77 | $ 612.64 | 10.48% | 10.48% |
| ANTIHEMOPHILIC FACTOR RAHF-PFM * | 13 | $ 1,215,021.42 | $ 1,214,959.54 | $ 1,876,244.52 | 65,447.08 | 28.92 | $ 93,463.19 | 7.18% | 17.66% |
| OXYCODONE HCL * | 7,616 | $ 639,998.47 | $ 698,366.35 | $ 1,281,128.87 | 111.05 | 25.97 | $ 84.03 | 3.78% | 21.44% |
| FLUTICASONE-SALMETEROL * | 3,322 | $ 626,063.73 | $ 756,124.41 | $ 1,024,167.83 | 58.06 | 30.25 | $ 188.46 | 3.70% | 25.15% |
| QUETIAPINE FUMARATE * | 5,062 | $ 557,079.68 | $ 627,377.86 | $ 2,472,296.62 | 43.53 | 28.49 | $ 110.05 | 3.29% | 28.44% |
| ZIPRASIDONE HCL * | 1,662 | $ 477,004.91 | $ 511,878.48 | $ 799,830.91 | 48.63 | 27.53 | $ 287.01 | 2.82% | 31.26% |
| PALIPERIDONE PALMITATE * | 372 | $ 455,831.02 | $ 492,643.28 | $ 578,328.31 | 1.18 | 26.90 | $ 1,225.35 | 2.70% | 33.96% |
| ALBUTEROL SULFATE * | 12,653 | $ 441,467.92 | $ 452,089.49 | $ 731,418.10 | 63.24 | 21.22 | $ 34.89 | 2.61% | 36.57% |
| GLUCOSE BLOOD * | 3,978 | $ 428,949.06 | $ 454,091.94 | $ 553,194.82 | 103.98 | 30.79 | $ 107.83 | 2.54% | 39.10% |
| MONTELUKAST SODIUM * | 4,446 | $ 422,961.14 | $ 469,536.18 | $ 770,635.03 | 30.47 | 30.31 | $ 95.13 | 2.50% | 41.60% |
| EPOETIN ALFA * | 7,242 | $ 389,871.15 | $ 391,694.72 | $ 4,956,923.97 | 0.90 | 1.03 | $ 53.83 | 2.31% | 43.91% |
| INSULIN GLARGINE * | 2,340 | $ 389,120.87 | $ 501,197.09 | $ 637,818.43 | 17.10 | 33.40 | $ 166.29 | 2.30% | 46.21% |
| HYDROCODONE-ACETAMINOPHEN * | 22,179 | $ 360,830.40 | $ 347,686.97 | $ 1,065,089.89 | 83.72 | 19.08 | $ 16.27 | 2.13% | 48.34% |
| EMTRICITABINE-TENOFOVIR DISOPROXIL FUMARATE * | 335 | $ 357,944.68 | $ 362,378.16 | $ 456,492.80 | 29.05 | 28.95 | $ 1,068.49 | 2.12% | 50.46% |
| ESOMEPRAZOLE MAGNESIUM * | 2,251 | $ 357,055.43 | $ 428,170.50 | $ 559,571.36 | 32.34 | 30.06 | $ 158.62 | 2.11% | 52.57% |
| AMPHETAMINE-DEXTROAMPHETAMINE * | 2,467 | $ 349,983.70 | $ 360,557.10 | $ 460,580.10 | 43.64 | 29.51 | $ 141.87 | 2.07% | 54.64% |
| METHYLPHENIDATE HCL * | 2,394 | $ 308,808.66 | $ 316,245.23 | $ 376,894.21 | 40.00 | 29.02 | $ 128.99 | 1.83% | 56.47% |
| MORPHINE SULFATE * | 5,077 | $ 306,158.08 | $ 312,797.98 | $ 602,706.45 | 52.69 | 19.96 | $ 60.30 | 1.81% | 58.28% |
| EFAVIRENZ-EMTRICITABINE-TENOFOVIR DISOPROXIL FUMARATE * | 181 | $ 300,349.27 | $ 309,901.56 | $ 400,374.12 | 30.00 | 30.00 | $ 1,659.39 | 1.78% | 60.05% |
| PEGFILGRASTIM * | 79 | $ 299,190.98 | $ 299,190.98 | $ 651,323.02 | 0.60 | 1.00 | $ 3,787.23 | 1.77% | 61.82% |
| TELAPREVIR * | 16 | $ 289,143.14 | $ 289,066.98 | $ 595,987.20 | 168.00 | 28.00 | $ 18,071.45 | 1.71% | 63.53% |
| ENOXAPARIN SODIUM * | 664 | $ 281,310.43 | $ 301,481.06 | $ 501,387.10 | 7.57 | 7.26 | $ 423.66 | 1.66% | 65.19% |
| LURASIDONE HCL * | 686 | $ 276,194.95 | $ 286,674.26 | $ 349,543.22 | 26.04 | 24.37 | $ 402.62 | 1.63% | 66.83% |
| TIOTROPIUM BROMIDE MONOHYDRATE * | 1,713 | $ 275,913.06 | $ 383,519.80 | $ 535,684.37 | 31.28 | 31.02 | $ 161.07 | 1.63% | 68.46% |
| INTERFERON BETA-1A * | 77 | $ 274,333.05 | $ 281,120.92 | $ 371,638.04 | 4.73 | 28.03 | $ 3,562.77 | 1.62% | 70.08% |
| PALIPERIDONE * | 424 | $ 274,230.89 | $ 299,458.10 | $ 378,609.62 | 38.13 | 29.54 | $ 646.77 | 1.62% | 71.70% |
| DULOXETINE HCL * | 1,546 | $ 269,492.95 | $ 325,346.62 | $ 442,673.68 | 38.18 | 29.62 | $ 174.32 | 1.59% | 73.30% |
| ANTIHEMOPHILIC FACTOR/VON WILLEBRAND FACTOR COMPLEX (HUMAN)* | 33 | $ 266,805.48 | $ 266,648.40 | $ 908,022.90 | 7,311.82 | 16.58 | $ 8,085.01 | 1.58% | 74.87% |
| RISPERIDONE MICROSPHERES * | 346 | $ 242,785.77 | $ 254,008.52 | $ 308,171.83 | 1.47 | 20.08 | $ 701.69 | 1.44% | 76.31% |
| GUANFACINE HCL (ADHD) * | 1,219 | $ 235,431.87 | $ 242,371.09 | $ 296,018.04 | 31.69 | 29.49 | $ 193.14 | 1.39% | 77.70% |
| GLATIRAMER ACETATE * | 54 | $ 220,246.56 | $ 219,989.52 | $ 278,016.84 | 1.00 | 28.93 | $ 4,078.64 | 1.30% | 79.00% |
| OXYCODONE W/ ACETAMINOPHEN * | 8,120 | $ 217,703.90 | $ 230,050.19 | $ 791,572.98 | 77.51 | 17.20 | $ 26.81 | 1.29% | 80.29% |
| DORNASE ALFA * | 93 | $ 212,472.36 | $ 238,096.18 | $ 287,543.07 | 85.00 | 29.58 | $ 2,284.65 | 1.26% | 81.55% |
| TOBRAMYCIN * | 52 | $ 208,643.37 | $ 256,778.70 | $ 306,798.58 | 262.31 | 27.37 | $ 4,012.37 | 1.23% | 82.78% |
| INSULIN ASPART * | 1,086 | $ 197,224.34 | $ 254,586.72 | $ 322,505.52 | 15.92 | 28.15 | $ 181.61 | 1.17% | 83.95% |
| LISDEXAMFETAMINE DIMESYLATE * | 1,243 | $ 195,300.71 | $ 203,253.01 | $ 251,726.27 | 30.74 | 29.75 | $ 157.12 | 1.15% | 85.10% |
| SOMATROPIN * | 79 | $ 194,848.33 | $ 225,537.82 | $ 311,316.73 | 7.32 | 30.28 | $ 2,466.43 | 1.15% | 86.25% |
| RISPERIDONE * | 5,956 | $ 192,650.43 | $ 185,312.80 | $ 1,259,921.86 | 48.52 | 28.33 | $ 32.35 | 1.14% | 87.39% |
| IPRATROPIUM-ALBUTEROL * | 1,534 | $ 189,459.23 | $ 214,993.25 | $ 323,261.97 | 67.30 | 22.00 | $ 123.51 | 1.12% | 88.51% |
| OMALIZUMAB * | 87 | $ 188,785.73 | $ 188,476.33 | $ 293,040.41 | 8.94 | 21.17 | $ 2,169.95 | 1.12% | 89.63% |
| MULTI-INGREDIENT COMPOUND | 2,152 | $ 186,929.57 | $ 170,112.87 | $ 627,475.02 | 142.37 | 11.26 | $ 86.86 | 1.11% | 90.74% |
| IMMUNE GLOBULIN (HUMAN) IV * | 53 | $ 181,748.14 | $ 181,714.82 | $ 473,734.66 | 759.91 | 4.04 | $ 3,429.21 | 1.07% | 91.81% |
| DOCETAXEL * | 50 | $ 181,517.83 | $ 181,517.83 | $ 219,052.32 | 64.02 | 1.00 | $ 3,630.36 | 1.07% | 92.88% |
| OLANZAPINE * | 2,044 | $ 177,678.76 | $ 203,332.20 | $ 1,418,965.53 | 34.62 | 27.66 | $ 86.93 | 1.05% | 93.93% |
| DIVALPROEX SODIUM * | 3,862 | $ 177,471.19 | $ 180,810.49 | $ 678,497.33 | 86.68 | 28.58 | $ 45.95 | 1.05% | 94.98% |
| DEFERASIROX * | 29 | $ 176,071.94 | $ 175,933.90 | $ 312,915.29 | 97.24 | 30.00 | $ 6,071.45 | 1.04% | 96.02% |
| RALTEGRAVIR POTASSIUM * | 201 | $ 168,730.61 | $ 177,309.18 | $ 222,349.39 | 52.31 | 26.15 | $ 839.46 | 1.00% | 97.02% |
| ATAZANAVIR SULFATE * | 175 | $ 168,671.40 | $ 168,886.11 | $ 211,926.18 | 35.90 | 29.68 | $ 963.84 | 1.00% | 98.02% |
| LEVETIRACETAM * | 2,498 | $ 168,316.54 | $ 179,069.06 | $ 714,917.84 | 185.59 | 29.25 | $ 67.38 | 1.00% | 99.01% |
| IMIGLUCERASE * | 10 | $ 166,668.00 | $ 166,625.16 | $ 203,873.74 | 10.30 | 16.90 | $ 16,666.80 | 0.99% | 100.00% |

Query run 10/1/2012

**Nevada Medicaid**

**Top 50 All Drugs Ranked by Claim Count**

For Service Period 07-01-2012 Through 09-30-2012

**Grand Total Payment Amount for Period: $33,395,198.94**

**All Drugs Total Payment for Period: $ 7,949,680.41**

| Drug Name | Total Claim Count | Total Payment Amount | Total Ingredient Cost | Total U & C Amount | Avg Quantity Per Rx | Avg Days Supply Per Rx | Avg Payment Per Rx | % Total Payment | Accumulative Payment % |
|---|---|---|---|---|---|---|---|---|---|
| HYDROCODONE-ACETAMINOPHEN * | 22,179 | $ 360,830.40 | $ 347,686.97 | $ 1,065,089.89 | 83.72 | 19.08 | $ 16.27 | 4.54% | 4.54% |
| ALBUTEROL SULFATE * | 12,653 | $ 441,467.92 | $ 452,089.49 | $ 731,418.10 | 63.24 | 21.22 | $ 34.89 | 5.55% | 10.09% |
| ALPRAZOLAM * | 10,360 | $ 102,622.29 | $ 55,081.04 | $ 402,125.59 | 64.09 | 26.27 | $ 9.91 | 1.29% | 11.38% |
| LISINOPRIL * | 9,754 | $ 47,654.46 | $ 29,436.16 | $ 238,052.07 | 38.40 | 34.49 | $ 4.89 | 0.60% | 11.98% |
| OXYCODONE W/ ACETAMINOPHEN * | 8,120 | $ 217,703.90 | $ 230,050.19 | $ 791,572.98 | 77.51 | 17.20 | $ 26.81 | 2.74% | 14.72% |
| OXYCODONE HCL * | 7,616 | $ 639,998.47 | $ 698,366.35 | $ 1,281,128.87 | 111.05 | 25.97 | $ 84.03 | 8.05% | 22.77% |
| SIMVASTATIN * | 7,616 | $ 35,771.90 | $ 29,387.60 | $ 432,498.19 | 33.19 | 33.11 | $ 4.70 | 0.45% | 23.22% |
| LEVOTHYROXINE SODIUM * | 7,309 | $ 55,314.55 | $ 43,663.20 | $ 112,245.72 | 34.79 | 34.65 | $ 7.57 | 0.70% | 23.92% |
| EPOETIN ALFA * | 7,242 | $ 389,871.15 | $ 391,694.72 | $ 4,956,923.97 | 0.90 | 1.03 | $ 53.83 | 4.90% | 28.82% |
| GABAPENTIN * | 7,031 | $ 138,321.77 | $ 145,211.77 | $ 783,855.95 | 96.97 | 30.75 | $ 19.67 | 1.74% | 30.56% |
| AMLODIPINE BESYLATE * | 6,784 | $ 31,466.50 | $ 24,913.03 | $ 326,693.75 | 33.63 | 32.62 | $ 4.64 | 0.40% | 30.96% |
| METFORMIN HCL * | 6,373 | $ 49,199.80 | $ 44,370.21 | $ 223,858.19 | 73.28 | 35.07 | $ 7.72 | 0.62% | 31.58% |
| IBUPROFEN * | 6,192 | $ 38,357.19 | $ 18,576.28 | $ 95,406.51 | 65.04 | 18.04 | $ 6.19 | 0.48% | 32.06% |
| RISPERIDONE * | 5,956 | $ 192,650.43 | $ 185,312.80 | $ 1,259,921.86 | 48.52 | 28.33 | $ 32.35 | 2.42% | 34.48% |
| DOXERCALCIFEROL * | 5,797 | $ 63,591.98 | $ 66,110.23 | $ 2,328,543.73 | 1.75 | 1.14 | $ 10.97 | 0.80% | 35.28% |
| ZOLPIDEM TARTRATE * | 5,715 | $ 38,745.79 | $ 26,228.00 | $ 355,823.69 | 28.12 | 27.89 | $ 6.78 | 0.49% | 35.77% |
| MORPHINE SULFATE * | 5,077 | $ 306,158.08 | $ 312,797.98 | $ 602,706.45 | 52.69 | 19.96 | $ 60.30 | 3.85% | 39.62% |
| QUETIAPINE FUMARATE * | 5,062 | $ 557,079.68 | $ 627,377.86 | $ 2,472,296.62 | 43.53 | 28.49 | $ 110.05 | 7.01% | 46.63% |
| LORAZEPAM * | 4,842 | $ 36,700.79 | $ 18,805.74 | $ 167,315.48 | 39.11 | 16.93 | $ 7.58 | 0.46% | 47.09% |
| AMOXICILLIN * | 4,749 | $ 38,230.51 | $ 19,625.90 | $ 67,670.41 | 83.74 | 9.00 | $ 8.05 | 0.48% | 47.57% |
| RANITIDINE HCL * | 4,642 | $ 41,728.60 | $ 29,855.22 | $ 330,135.48 | 62.27 | 30.02 | $ 8.99 | 0.52% | 48.10% |
| CLONAZEPAM * | 4,623 | $ 33,446.94 | $ 13,411.32 | $ 188,313.13 | 57.52 | 27.24 | $ 7.23 | 0.42% | 48.52% |
| MONTELUKAST SODIUM * | 4,446 | $ 422,961.14 | $ 469,536.18 | $ 770,635.03 | 30.47 | 30.31 | $ 95.13 | 5.32% | 53.84% |
| FUROSEMIDE * | 4,380 | $ 18,464.74 | $ 8,981.15 | $ 53,009.45 | 40.66 | 31.56 | $ 4.22 | 0.23% | 54.07% |
| CARISOPRODOL * | 4,273 | $ 34,442.90 | $ 27,302.85 | $ 188,471.47 | 83.44 | 28.47 | $ 8.06 | 0.43% | 54.50% |
| METOPROLOL TARTRATE * | 4,208 | $ 18,251.98 | $ 9,926.78 | $ 77,695.64 | 55.78 | 30.65 | $ 4.34 | 0.23% | 54.73% |
| TRAZODONE HCL * | 4,180 | $ 30,508.26 | $ 18,614.58 | $ 92,937.37 | 41.45 | 29.13 | $ 7.30 | 0.38% | 55.12% |
| CITALOPRAM HYDROBROMIDE * | 4,010 | $ 23,991.59 | $ 11,279.60 | $ 155,516.32 | 32.25 | 29.53 | $ 5.98 | 0.30% | 55.42% |
| SERTRALINE HCL * | 4,009 | $ 28,138.05 | $ 16,792.96 | $ 200,840.96 | 36.58 | 29.34 | $ 7.02 | 0.35% | 55.77% |
| GLUCOSE BLOOD * | 3,978 | $ 428,949.06 | $ 454,091.94 | $ 553,194.82 | 103.98 | 30.79 | $ 107.83 | 5.40% | 61.17% |
| OMEPRAZOLE * | 3,896 | $ 20,890.42 | $ 43,949.66 | $ 422,196.66 | 38.60 | 32.93 | $ 5.36 | 0.26% | 61.43% |
| CLONIDINE HCL * | 3,888 | $ 58,575.93 | $ 54,901.55 | $ 124,036.12 | 52.32 | 28.78 | $ 15.07 | 0.74% | 62.17% |
| ONDANSETRON HCL * | 3,875 | $ 20,305.28 | $ 15,729.94 | $ 572,719.21 | 10.24 | 2.92 | $ 5.24 | 0.26% | 62.42% |
| DIVALPROEX SODIUM * | 3,862 | $ 177,471.19 | $ 180,810.49 | $ 678,497.33 | 86.68 | 28.58 | $ 45.95 | 2.23% | 64.65% |
| AZITHROMYCIN * | 3,704 | $ 63,356.90 | $ 53,406.39 | $ 186,936.44 | 10.87 | 5.23 | $ 17.10 | 0.80% | 65.45% |
| DIAZEPAM * | 3,605 | $ 22,635.55 | $ 6,787.29 | $ 74,115.23 | 58.49 | 24.94 | $ 6.28 | 0.28% | 65.74% |
| ASPIRIN * | 3,600 | $ 13,740.93 | $ 889.30 | $ 24,059.28 | 31.42 | 30.69 | $ 3.82 | 0.17% | 65.91% |
| TEMAZEPAM * | 3,474 | $ 50,519.75 | $ 36,298.60 | $ 99,081.69 | 25.72 | 24.73 | $ 14.54 | 0.64% | 66.55% |
| LORATADINE * | 3,455 | $ 22,464.47 | $ 6,648.23 | $ 49,184.33 | 37.05 | 28.93 | $ 6.50 | 0.28% | 66.83% |
| CYCLOBENZAPRINE HCL * | 3,453 | $ 24,399.23 | $ 12,128.88 | $ 236,997.76 | 58.57 | 24.85 | $ 7.07 | 0.31% | 67.13% |
| TRAMADOL HCL * | 3,401 | $ 31,643.34 | $ 25,298.80 | $ 149,279.89 | 82.02 | 20.68 | $ 9.30 | 0.40% | 67.53% |
| FLUOXETINE HCL * | 3,327 | $ 33,005.21 | $ 24,402.65 | $ 186,260.52 | 40.28 | 30.12 | $ 9.92 | 0.42% | 67.95% |
| FLUTICASONE-SALMETEROL * | 3,322 | $ 626,063.73 | $ 756,124.41 | $ 1,024,167.83 | 58.06 | 30.25 | $ 188.46 | 7.88% | 75.82% |
| HYDROCHLOROTHIAZIDE * | 3,278 | $ 13,625.75 | $ 6,415.28 | $ 39,269.98 | 34.68 | 34.53 | $ 4.16 | 0.17% | 75.99% |
| FLUTICASONE PROPIONATE (NASAL) * | 3,049 | $ 64,706.81 | $ 65,560.25 | $ 206,613.88 | 16.20 | 29.06 | $ 21.22 | 0.81% | 76.81% |
| FAMOTIDINE * | 3,004 | $ 24,681.88 | $ 19,233.51 | $ 136,620.20 | 44.03 | 27.69 | $ 8.22 | 0.31% | 77.12% |
| WARFARIN SODIUM * | 2,908 | $ 23,236.62 | $ 18,611.92 | $ 57,593.11 | 28.12 | 22.54 | $ 7.99 | 0.29% | 77.41% |
| ARIPIPRAZOLE * | 2,892 | $ 1,771,741.92 | $ 1,934,976.69 | $ 2,438,044.51 | 34.08 | 28.77 | $ 612.64 | 22.29% | 99.70% |
| PREDNISONE * | 2,874 | $ 13,474.85 | $ 3,841.18 | $ 32,190.13 | 31.62 | 15.94 | $ 4.69 | 0.17% | 99.87% |
| ATENOLOL * | 2,668 | $ 10,519.83 | $ 5,516.73 | $ 45,795.92 | 37.85 | 32.66 | $ 3.94 | 0.13% | 100.00% |

Query run 10/1/2012